


## Driveline Solutions

Antriebstechnik  
Transmission du mouvement  
Soluciones para la transmisión  
Soluzioni per la guida  
Aandrijftechniek  
Приводная техника



Edition 2012

# Discover more SPIDAN quality parts!



## SPIDAN Propshafts for Light Commercial Vehicles, Sports Utility Vehicles and Vans

SPIDAN offers a portfolio of replacement propshafts for passenger cars and light commercial vehicles. They are tailored, tuned and harmonised to suit the characteristics and performance requirements of each application.



## SPIDAN Coil Springs

With a total of 70,000 vehicle applications, SPIDAN offers the most extensive range of coil springs for European, Japanese and Korean passenger cars and light commercial vehicles.



## SPIDAN Steering Racks

At GKN steering racks are remanufactured by specialists with the latest technical know-how. Decades of experience enable us to provide you with first class high quality replacement parts.



## SPIDAN Steering Power Pumps

SPIDAN power pumps are the essential components for a better, safer driving experience. The range covers more than 90% of the European car parc.



## SPIDAN Steering Parts

SPIDAN offers the most complete and comprehensive range of high quality steering parts in today's automotive aftermarket industry. From Alfa to Zastava, from European to Japanese and Korean passenger cars the SPIDAN product catalogue covers it all.



## SPIDAN Steering Gear Bellows

The SPIDAN catalogue of steering gear bellows includes the full range of superior quality steering gear bellows.

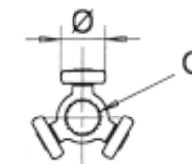
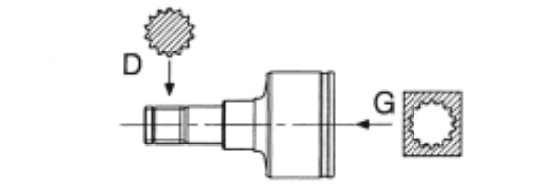
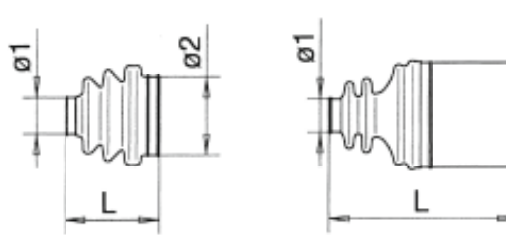
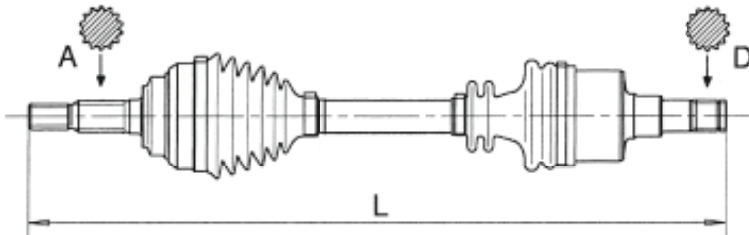
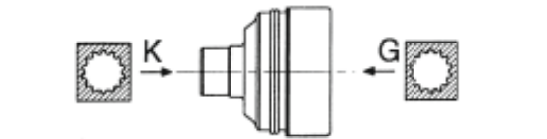
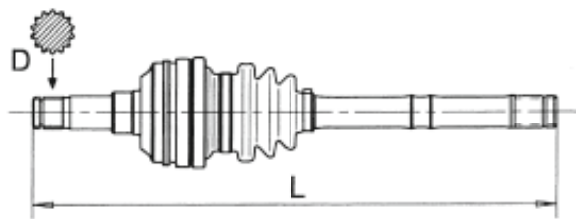
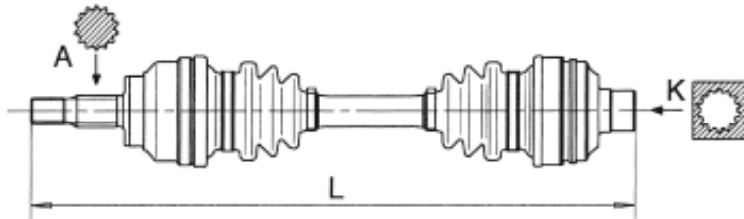
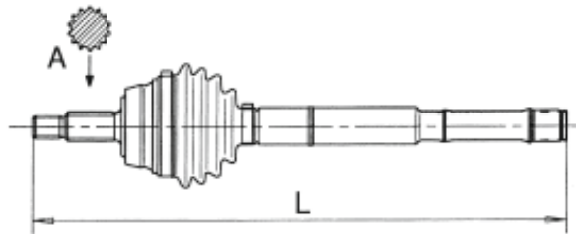
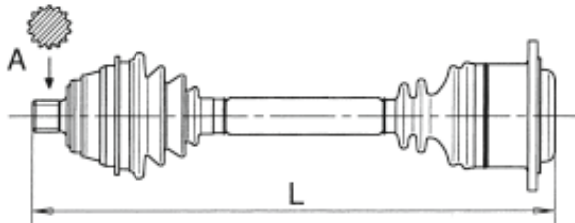
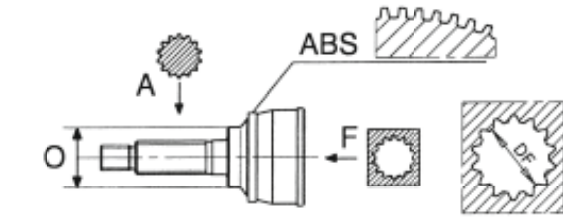
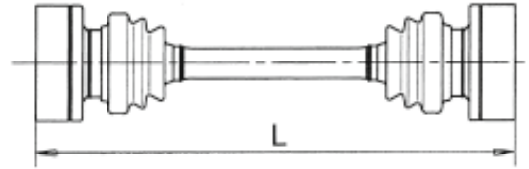
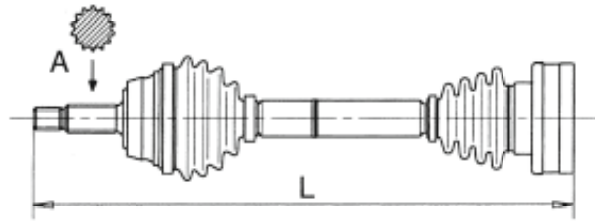


## SPIDAN Wheel Bearing Kits

The range of SPIDAN wheel bearings, manufactured to original equipment quality, includes grooved and angular roller bearings, tapered roller bearings, integrated wheel bearing units (hub units with built-in electronic sensors).

I

# Technical Specifications/Technische Angaben



A teeth of outer spline (wheel side) / Außenverzahnung (Radseite)

D teeth of outer spline (gear box side) / Außenverzahnung (Getriebeseite)

F gaps of inner spline (wheel side) / Zahnlücken (Radseite)

DF diameter of gaps / Verzahnungsmaß

G gaps of inner spline (gear box side) / Zahnlücken (Getriebeseite)  
connection profile shaft / Anschluss Profilwelle

K gaps of inner spline (gear box side) / Zahnlücken (Getriebeseite)  
gear connection / Anschluss Getriebe

L length / Länge

O oil seal diameter / Dichtringdurchmesser

X no groove in internal component (F) / kein Einstich im Innenteil (F)

Z groove in internal component (F) / Einstich im Innenteil (F)

ABS teeth of ABS-Ring / Zähnezahl ABS-Ring

$\varnothing$  tripodroller / Tripode Rolle

# Abbreviations / Translations – Abkürzungen / Übersetzungen

	<b>(GB)</b>	<b>(D)</b>	<b>(E)</b>	<b>(F)</b>	<b>(I)</b>	<b>(NL)</b>	<b>(RUS)</b>
ABS	anti block system	Antiblockiersystem	sistema anti-bloqueo	système anti-blocage	sistema antibloccaggio	Anti blokkeer systeem	антиблокировочная система
air cond	air conditioning	Klimaanlage	aire acondicionado	avec air conditionné	aria condizionata	Airco	кондиционер
ASB	active sensor brake	Aktivsensor Bremssystem	sistema de frenos con sensor	capteur actif de freinage	sistema frenante con sensore	Actief sensorgestuurd remsysteem	активный датчик тормозной системы
(+) / (-)ASD	with / without slip differential	mit / ohne automat. Sperrdifferential	con / sin diferencial antiderrape	avec/sans anti-dérapiage différentiel	con/senza dispositivo di fermo	Met/zonder slip differentieel (sper)	с / без автоматически блокируемого дифференциала
(+) / (-)ASR	with / without electronic slip control	mit / ohne Antischlupfregelung	con / sin control antiderrape electrónico	avec/sans système anti-dérapiage	con/senza sistema antislittamento	met / zonder anti slip regeling	с / без электронной антипробуксовочной системы
AT3	automatic transmission 3-speed	Automatikgetriebe 3-Gang	cambio automático 3 marchas	boîte automatique avec 3 vitesses	trasmissione automatica 3 marce	Automaat met 3 versnellingen	АКПП 3-я скорость
AT4	automatic transmission 4-speed	Automatikgetriebe 4-Gang	cambio automático 4 marchas	boîte automatique avec 4 vitesses	trasmissione automatica 4 marce	Automaat met 4 versnellingen	АКПП 4-я скорость
AT5	automatic transmission 5-speed	Automatikgetriebe 5-Gang	cambio automático 5 marchas	boîte automatique avec 5 vitesses	trasmissione automatica 5 marce	Automaat met 5 versnellingen	АКПП 5-я скорость
AT6	automatic transmission 6-speed	Automatikgetriebe 6-Gang	cambio automático 6 marchas	boîte automatique avec 6 vitesses	trasmissione automatica 5 marce	Automaat met 6 versnellingen	АКПП 6-я скорость
AT7	automatic transmission 7-speed	Automatikgetriebe 7-Gang	cambio automático 7 marchas	boîte automatique avec 7 vitesses	trasmissione automatica 5 marce	Automaat met 7 versnellingen	АКПП 7-я скорость
Autom.	automatic	Automatik	automatico	automatique	automatico	Automaat	автоматика
Ch.-No.	chassis-No.	Fahrgestell-Nr.	número de chasis	numéro de châssis	telaio N°.	Chassisnummer	№ шасси
(+) / (-)diff.lock	with / without differential lock	mit / ohne Differentialsperre	con / sin diferencial antibloqueante	avec/sans blocage différentiel	con/senza differenziale autobloccante	Met/zonder differentieel slot	с / без блокировки дифференциала
ETS	Electronic Traction System	Elektronisches Traktions-System	Sistema de tracción electrónica	traction électronique	sistema antislittamento	Electronisch tractie controle	электронная система силы тяги
F	front	vorn	delante	avant	anteriore	Voor	впереди
in prep.	in preparation	in Vorbereitung	en preparación	en préparation	in preparazione	In voorbereiding	в подготовке
L	left	links	izquierda	gauche	sinistro	Links	слева
LHD	left hand drive	Linkslenker	Conduccion por la izquierda	conduite à gauche	guida a sinistra	Links gestuurd	автомобиль с левосторонним расположением рулевого управления
MT4	manual transmission 4-speed	Schaltgetriebe 4-Gang	cambio manual 4 marchas	boîte manuelle 4 vitesses	trasmissione manuale 4 marce	Handgeschakelde 4 bak	ступенчатая коробка передач 4-я скорость
MT5	manual transmission 5-speed	Schaltgetriebe 5-Gang	cambio manual 5 marchas	boîte manuelle 5 vitesses	trasmissione manuale 5 marce	Handgeschakelde 5 bak	ступенчатая коробка передач 5-я скорость
MT6	manual transmission 6-speed	Schaltgetriebe 6-Gang	cambio manual 6 marchas	boîte manuelle 6 vitesses	trasmissione manuale 6 marce	Handgeschakelde 6 bak	ступенчатая коробка передач 6-я скорость
MT7	manual transmission 7-speed	Schaltgetriebe 7-Gang	cambio manual 7 marchas	boîte manuelle 7 vitesses	trasmissione manuale 7 marce	Handgeschakelde 7 bak	ступенчатая коробка передач 7-я скорость
Pic. No.	Picture-No.	Bild-Nr.	dibujo número	numéro de la figure	figura N°.	Afbeeldingsnummer	Рис. №
Prod	Country of production	Produktionsland	país de producción	pays de production	paese di produzione	Land van herkomst	страна производства
R	right / rear	rechts / hinten	derecha / trasero	arrière / droit	destro / posteriore	Rechts / achter	справа / сзади
RHD	right hand drive	Rechtslenker	conducción por la derecha	conduite à droite	guida a destra	Rechts gestuurd	автомобиль с правосторонним расположением рулевого управления
semi-AT	semi automatic	Halbautomatic	semi- automática	semi-automatique	semi-automatico	Semi-automaat	полуавтоматика
TPE	Thermoplastic	Thermoplastik	termoplástico	thermoplastique	termoplastica	Thermoplastic	термопластик
Transm.	Transmission	Getriebeart	transmisión	type de boîte	trasmissione	Type versnellingsbak	тип трансмиссии

# Translations - Übersetzungen

(GB)	(D)	(E)	(F)	(I)	(NL)	(RUS)
ABS seat prepared	mit vorbereitetem ABS-Sitz	preparado para ABS	siège pour bague ABS	predisposto per ABS	ABS zitting voorbereid	с подготовкой для АБС
all types	Alle Typen	todas las motorizaciones	tous types	Tutti i tipi	Alle uitvoeringen	все типы
axle	Achsausführung	árbol de transmisión	transmission à arbre	asse	As uitvoering	тип оси
bearing	Lager	rodamiento	roulement	cuscinetto	Lager	подшипник
boot	Faltenbalg	fuelle	soufflet	cuffia parapolvere	Ashoes	пылезащитный гофрированный чехол
boot kit	Faltenbalsatz	kit de fuelle	kit de soufflet	kit cuffia	Ashoes + toebehoren (set)	ремкомплект пылезащитного гофрированного чехла
bore-Ø	Bohrung-Ø	taladro-Ø	alésage-Ø	diametro alesaggio-Ø	Boring	гнездо (отверстие) - Ø
description	Benennung	descripción	description	descrizione	Omschrijving	обозначение
driveshaft	Antriebswelle	semieje	cardan	semiasse	Aandrijfas	приводной вал
driving school	Fahrschule	escuela de conducción	école de conduite	scuola guida	Rijschool	автошкола
engine	Motor	motor	moteur	motore	Motor	двигатель
front	vorn	delantero	avant	anteriore	Voor	впереди
further details on page I	siehe Seite I	mas detalles en página 1	plus de détails sur la page 1	vedi pag.	Verdere details op pagina 1	см. стр. 1
gear	Getriebe	caja de cambio	boîte	cambio	Versnellingsbak	коробка переключения передач
gear box side	Getriebeseite	lado caja de cambio	côté boîte de vitesse	lato cambio	Versnellingsbakzijde	со стороны КПП
headlight aiming	Leuchtweitenregulierung	regulación del alcance de faros	réglage l'inclinaison des phares	imp. regolaz. fari	Koplampafstelling	регулятор дальности света
hole	Loch	agujero	trou	foro	Gat	отверстие
joint	Gelenk	junta	tête de cardan	giunto	Homokineet	ШРУС
joint kit	Gelenksatz	kit de junta	kit soufflet	kit giunto	Homokineet + toebehoren (set)	ремкомплект ШРУСа
joint with shaft	Gelenk mit Profiwelle	junta mas arbol de transmisión	tête de cardan avec arbre	giunto con albero	homokineet met profielas	ШРУС с профильным валом
left	links	izquierda	gauche	sinistro	Links	слева
load capacity	Nutzlast	capacidad de carga	charge utile	capacità di carico	Laadcapaciteit	полезная нагрузка
manual	Schalt-	manual	manuelle	manuale	Manueel	механическое переключение
manufacturer	Hersteller	fabricante	fabricant	Costruttore	Fabrikant	производитель
off-road suspension	Schlechtwetterausführung	suspension todo-terreno	suspension tout-terrain	ammortizzatori per fuoristrada 4X4	ruw-terrein / off-road wielophanging	оснащение для плохих погодных условий
payload increase	erhöhte Nutzlast	umentada la carga util	charge utile surélevée	massima portata utile	verhoogdaadvemogen	повышенная грузоподъемность
pitch-Ø	Lochkreis-Ø	Diametro entre centro de taladros	cercle de perçage-Ø	diametro foro interno-Ø	doorsnee / diameter	окружность центров отверстий
rear	hinten	trasero	arrière	posteriore	Achter	сзади
right	rechts	derecha	droit	destro	Rechts	справа
rim	Felge	llanta	jante	cerchio	Velg	обод
screw	Schraube	tornillo	vis	vite	Schroef	винт
self-locking	selbstsichernd	cierre automático	auto-blocage	autobloccante	Zelfborgend	самостопооряющийся
solid shaft	Vollwelle	Barra de transmision solida	Transmission avec arbre plein	albero pieno	massieve as	сплошной вал
spring pin	Spannstift	pasador de muelle	goupille	spina di registro	Spanstift / Borgpen	распорный штифт
steering power	Lenkhelfpumpe	dirección asistida	pompe de direction assistée	pompa servosterzo	Stuurbekrachting	насос гидроусилителя рулевого привода
tripod	Tripode	tripode	tripode	tripode	Tripodester	трипод
tubular shaft	Rohrwelle	Barra de transmision tubular	transmission avec tube	albero tubolare	buis as	трубчатый вал
wheel side	Radseite	lado rueda	côté roue	lato ruota	Wielzijde	сторона колеса

## General Information

Balancing of GKN-CV shafts is not necessary.

The component sub-groups for replacement requirements are completely interchangeable.

GKN-CV shafts are lubrication for life, further lubrication is not necessary, unless damaged.

When replacing CV joints and boot kits please adhere to the assembly instructions.

Replacement of CV joints and boot kits should only be made by qualified staff in suitable workshops.  
When assembled improperly, the function of the CV shaft cannot be warranted.

Before fitting the CV shaft in the vehicle the shaft is to be checked with regard to its lubricant tightness.  
No grease should come out of the clamped surfaces of the boot.  
The correct type and quantity of grease is included in the repair kits.

Warranty is only valid when all original GKN parts are used, including boots and grease.

Do not dismantle CV joints.

## Allgemeine Hinweise

GKN-Antriebswellen brauchen nicht ausgewuchtet zu werden.

Die Baugruppen für den Ersatzteilbedarf sind voll austauschbar.

GKN-Antriebswellen sind dauergeschmiert und bedürfen keiner Nachschmierung.

Beim Austausch von Gelenken sowie von Faltenbalgsätzen sind die entsprechenden Montageanweisungen zu beachten.

Der Austausch von Gelenken und Faltenbalgsätzen soll nur von geeigneten Werkstätten mit ausgebildeten Fachkräften vorgenommen werden.  
Bei unsachgemäßem Zusammenbau ist die Funktion der Antriebswelle nicht mehr gewährleistet.

Vor dem Einbau der Antriebswelle in das Fahrzeug ist die Welle auf Fettdichtheit zu prüfen.  
Hierbei darf kein Fett an den Spannflächen des Faltenbalges austreten.  
Die jeweilige Fettqualität und Fettmenge ist den Gelenksätzen bzw. Faltenbalgsätzen beigefügt.

Garantie wird nur übernommen, wenn ausschließlich GKN-Originalteile verwendet werden, einschließlich Faltenbälge und Fett.

Gelenke nicht demontieren.

# Table of Contents

Technical Specifications	I
Abbreviations / Translation	II
Translation	1
General Information	2
Contents	3
Car Manufacturer	4
Car Manufacturer / Models	5–11
Vehicle Application	12–652
<b>Appendix</b>	
New Part Nos.	654–657
Not Available Any Longer / Replaced Part Nos.	658
Spidan-No. / Car Manufacturer / Technical specifications	660–711
OE-No. – Spidan-No.	712–785
Boots For French Vehicles	786–789
Driveshaft Types (Pic.No.)	790–792
Joint Kit Types (Pic.No.)	793
Joint Types (Pic.No.)	794
Installation Instruction	795–807

# Inhaltsverzeichnis

Technische Angaben	I
Abkürzungen / Übersetzungen	II
Übersetzungen	1
Allgemeine Hinweise	2
Inhaltsverzeichnis	3
Fahrzeughersteller	4
Fahrzeughersteller / Modellreihen	5–11
Lieferprogramm	12–652
<b>Anhang</b>	
Neuaufnahmen	654–657
Nicht mehr lieferbar / Ersetzte Teile	658
Spidan-Nr. / Hersteller / Technische Angaben	660–711
OE-Nr. – Spidan-Nr.	712–785
Faltenbälge für französische Fahrzeuge	786–789
Antriebswellenvarianten (Bild-Nr.)	790–792
Gelenksatzvarianten (Bild-Nr.)	793
Gelenkvarianten (Bild-Nr.)	794
Einbauanleitung	795–807

## Car Manufacturer / Fahrzeughersteller

ACURA	12	FORD USA	219 - 220	MINI	281 - 282	SEAT	447 - 473
ALFA ROMEO	12 - 23	HONDA	220 - 233	MITSUBISHI	282 - 293	ŠKODA	473 - 483
AUDI	23 - 91	HYUNDAI	233 - 237	MOSKVICH	293	SMART	483 - 484
AUTOBIANCHI	91 - 92	INNOCENTI	237	NISSAN	294 - 312	SUBARU	484 - 491
BMW	92 - 115	ISUZU	237 - 238	OLTCIT	312	SUZUKI	494 - 495
CHEVROLET	115 - 117	KIA	238 - 239	OPEL	312 - 351	TOYOTA	495 - 509
CHRYSLER	117	LADA	240 - 241	PEUGEOT	352 - 389	VAUXHALL	509 - 538
CITROËN	117 - 150	LANCIA	241 - 251	PONTIAC	389	VOLKSWAGEN	538 - 639
DACIA	150 - 151	LAND ROVER	251	PIAGGIO	389	VOLVO	639 - 651
DAEWOO	151 - 153	LEXUS	251	PORSCHE	389 - 396	ZASTAVA	651
DAF	153 - 154	MARUTI	251 - 252	PROTON	396	ZAZ	652
DAIHATSU	154 - 157	MASERATI	252	RENAULT	396 - 435		
FIAT	157 - 193	MAZDA	252 - 268	ROVER	435 - 442		
FORD	193 - 219	MERCEDES-BENZ	268 - 281	SAAB	442 - 447		



# Car Manufacturer – Models / Fahrzeughersteller – Modellreihen

Models / Modellreihen	Page / Seite	Models / Modellreihen	Page / Seite	Models / Modellreihen	Page / Seite	Models / Modellreihen	Page / Seite
<b>ACURA</b>		<b>(AUDI)</b>		<b>(BMW)</b>		<b>(CHEVROLET)</b>	
INTEGRA	12	100 AVANT (44, 44Q, C3)	48 - 54	2000-3.2 COUPE (E9)	93	KALOS	115 - 116
LEGEND	12	100 / 100 AVANT (4A, C4)	54 - 57	1502 - 2002 (E10)	93	LANOS	116
		200 (43)	57	1600 - 2002 TOURING (E6)	93	MATIZ	116
<b>ALFA ROMEO</b>		200 / 200 AVANT (44, 44Q)	57 - 58	1 (E81, E87)	93 - 94	MONZA (BRAZIL)	116
6 (119)	12	A2 (8Z0)	58	1 COUPE (E82)	94	NUBIRA / NUBIRA WAGON	116
33 (905)	13	A3 (8L1)	58 - 61	1 CONVERTIBLE (E88)	94	REZZO/TACUMA	116
33 SPORTWAGON (905A)	13	A3 (8P1) / A3 SPORTBACK (8PA)	61 - 63	3 (E21)	94 - 95	SPECTRUM	117
33 (907A)	13 - 14	A3 CONVERTIBLE	63	3 (E30)	95 - 97	TICO	117
33 SPORT WAGON (907B)	14	A4 / A4 AVANT (8D2, 8D5, B5)	63 - 67	3 TOURING (E30)	97		
75 (162B)	14 - 15	A4 / A4 AVANT (8E2, 8E5, B6)	67 - 71	3 (E36)	97 - 98	<b>CHRYSLER</b>	
90 (162)	15	A4 / A4 AVANT (8EC, 8ED)	71 - 72	3 COMPACT (E36)	98 - 99	VOYAGER I (ES)	117
145 / 146 (930)	15 - 16	A4 CONVERTIBLE (8H7, 8HE)	72 - 74	3 TOURING (E36)	99	VOYAGER II (GS)	117
147 (937)	16 - 17	A4 / A4 AVANT (8K2, 8K5)	74 - 75	3 (E46)	99 - 100		
155 (167)	17 - 18	A4 ALLROAD (8KH)	75 - 76	3 COMPACT (E46)	100 - 101	<b>CITROËN</b>	
156 (932)	18 - 19	A5 (8T)	76 - 77	3 COUPE (E46)	101	2 CV / ACADIANE / AMI / DYANE	117 - 118
164 (164)	19 - 20	A5 CONVERTIBLE (8F)	77 - 78	3 CONVERTIBLE (E46)	101	AX	118 - 120
166 (936)	20	A6 / A6 AVANT (4A, C4)	78 - 80	3 TOURING (E46)	102 - 103	AXEL	120
1750-2000	20	A6 / A6 AVANT (4B, C5)	80 - 83	3 (E90)	103 - 104	BERLINGO(MF) / BERLINGO VAN (M_)	120 - 121
ALFASUD (901)	20 - 21	A6 / A6 AVANT (4F2, 4F5)	83 - 84	3 TOURING (E91)	104 - 106	BERLINGO	121 - 122
ALFASUD GIARDINETTA (904)	21	A8 (4D2, 4D8)	84 - 85	3 COUPE (E92)	106 - 107	BERLINGO VAN	122
ALFASUD SPRINT (902.A)	21	A8 (4E)	85	3 CONVERTIBLE (E93)	107	BX / BX BREAK	122 - 127
ALFETTA (116)	21	ALLROAD (4BH)	85	5 (E12)	107	C 15	127 - 128
ARNA (920)	21 - 22	CONVERTIBLE (8G7, B4)	85 - 86	5 (E28)	107 - 108	C 25	128 - 129
GIULIETTA (116)	22	COUPE (81, 85)	86 - 87	5 (E34)	108 - 109	CX I / CX I BREAK	129
GT	22	COUPE (89, 8B)	87 - 88	5 TOURING (E34)	109 - 110	CX II / CX II BREAK	129 - 130
GTV (116)	22	QUATTRO (85)	88 - 89	5 (E39)	110	C1	130
GTV (916C_)	22	Q5 (8R)	89	5 TOURING (E39)	110	C2	130 - 131
SPIDER (916S_)	22 - 23	Q7	89	5 (E60)	110 - 111	C3 / C3 PLURIEL	131
		TT (8N3)	89 - 90	5 TOURING (E61)	111	C3 PICASSO	132
		TT ROADSTER (8N9)	90	6 (E24)	111	C4 / C4 COUPE	132
<b>AUDI</b>		TT (8J3)	90	6 (E64)	111	C4 PICASSO (UD_)	132
50 (86)	23	TT ROADSTER (8J9)	91	7 (E23)	112	C4 GRAND PICASSO (UA_)	132
80 (80, 82, B1)	23	V8 (44_, 4C_)	91	7 (E32)	112	C5 (DC_) / C5 BREAK (DE_)	132 - 133
80 (81, 85, B2)	24 - 27			7 (E38)	112 - 113	C5 (RC_) / C5 BREAK (RE_)	133
80 (89, 89Q, 8A, B3)	27 - 31	<b>AUTOBIANCHI</b>		8 (E31)	113	C5 (RD_) / C5 BREAK (TD_)	133
80 (8C, B4)	31 - 35	A 112	91 - 92	X3 (E83)	113 - 114	C8	133
80 AVANT (8C, B4)	35 - 37	Y10	92	X5 (E53)	114 - 115	DS3	133
90 (81, 85, B2)	37 - 38			Z3	115	EVASION (22, U6)	133 - 135
90 (89, 89Q, 8A, B3)	38 - 41	<b>BMW</b>				GS / GS BREAK	135
100 (C1)	41	1600 GT COUPE	92	<b>CHEVROLET</b>		JUMPER (230)	135 - 136
100 (43, C2)	41 - 42	1800 - 2000	92	EVANDA	115	JUMPER (244)	136
100 AVANT (43, C2)	42 - 43	2500-3.3 (E3)	92 - 93	KADETT (BRAZIL)	115	JUMPER	136 - 137
100 (44, 44Q, C3)	43 - 48						

# Car Manufacturer – Models / Fahrzeughersteller – Modellreihen

Models / Modellreihen	Page / Seite	Models / Modellreihen	Page / Seite	Models / Modellreihen	Page / Seite	Models / Modellreihen	Page / Seite
<b>(CITROËN)</b>		<b>(DAIHATSU)</b>		<b>(FIAT)</b>		<b>(FORD)</b>	
JUMPY (U6U) / JUMPY VAN	137 - 138	CUORE I (L55, L60)	155 - 156	OGGI (BRAZIL)	171	ESCORT EXPRESS 81-	200 - 201
LNA	138	CUORE II (L80, L81)	156	PALIO	171 - 172	ESCORT EXPRESS 86-	201
SAXO (S0, S1)	138 - 140	CUORE III (L201)	156	PANDA	172 - 173	ESCORT EXPRESS 91-	201
VISA	140 - 141	CUORE IV (L501)	156	PANDA (169)	173 - 174	ESCORT EXPRESS 95-	201
XANTIA (X1)	141 - 143	CUORE V (L5)	156	PANORAMA (BRAZIL)	174	ESCORT CLASSIC	201
XANTIA BREAK (X1)	143 - 144	CUORE VI	156	PREMIO (BRAZIL)	174	ESCORT CLASSIC TURNIER	202
XM / XM BREAK (Y3)	144 - 145	FEROZA (F300)	156	PUNTO I (176)	174 - 176	FESTIVA	202
XM / XM BREAK (Y4)	145	GRAN MOVE (G3)	156	PUNTO VAN (176L)	176	FIESTA I	202
XSARA / XSARA BREAK	145 - 147	MOVE (L6, L9)	156	PUNTO II (188) / PUNTO VAN (188AX)	176 - 177	FIESTA II	202 - 203
XSARA PICASSO	148	ROCKY (F7, F8)	156 - 157	GRANDE PUNTO (199)	177	FIESTA III	203 - 204
ZX / ZX BREAK (N2)	148 - 150	SIRION (M1)	157	QUBO	177	FIESTA IV	204 - 205
		TERIOS (J1)	157	REGATA	177 - 179	FIESTA V	205
<b>DACIA</b>		VALERA	157	RITMO BERTONE CONVERTIBLE	179	FIESTA COURIER (F3L, F5L)	205 - 206
1300, 1310	150	WILDCAT / ROCKY (F70, F75)	157	RITMO I (138A)	179 - 181	FIESTA COURIER (J5_, J3_)	206
LOGAN	150 - 151			RITMO II (138A)	181 - 182	FIESTA VAN	206
LOGAN MCV	151	<b>FIAT</b>		SCUDO (220P/220L)	182 - 183	FOCUS	206 - 207
SANDERO	151	127	157	SEICENTO / SEICENTO VAN (187)	183	FOCUS ESTATE	207
SUPER NOVA	151	128	157 - 158	SIENA	184	FOCUS C-MAX	207 - 208
		500	158	SPAZIO (BRAZIL)	184	FOCUS II / FOCUS II ESTATE	208
<b>DAEWOO</b>		BARCETTA (183)	158	STILO (192) / STILO MULTI WAGON	184	FOCUS II CONVERTIBLE	208 - 209
ESPERO	151 - 152	BRAVA / BRAVO	158 - 160	STRADA (178E)	185	C-MAX	209
EVANDA	152	CINQUECENTO (170)	160	TALENTO (290)	185	FUSION	209
KALOS	152	COUPE (FA/175)	160 - 161	TEMPRA	185 - 186	GALAXY (WGR)	209 - 210
LANOS	152	CROMA (154)	161 - 163	TIPO (160)	186 - 189	GRANADA / GRANADA TURNIER	210 - 211
LEMANS	152 - 153	CROMA (194)	163	ULYSSE (220)	189 - 190	KA	211
MATIZ	153	DOBLO / DOBLO CARGO (223)	163 - 164	UNO (146A)	190 - 193	KA / STREET KA	211
NEXIA / CIELO	153	DUCATO (280)	164 - 165	X 1/9 (128 AS)	193	LASER	211
NUBIRA / NUBIRA WAGON	153	DUCATO (290)	165 - 166			MAVERICK (UDS, UNS)	211
RACER	153	DUCATO (230)	166 - 167	<b>FORD</b>		MONDEO I / MONDEO I TURNIER	211 - 213
REZZO/TACUMA	153	DUCATO (244)	167	CONSUL / CONSUL TURNIER	193 - 194	MONDEO II / MONDEO II TURNIER	213 - 214
TICO	153	DUCATO	167 - 168	COUGAR (EC_)	194	MONDEO III / MONDEO III TURNIER	214
		DUNA	168	ESCORT III	194 - 195	ORION I	214 - 215
<b>DAF</b>		ELBA (BRAZIL)	168	ESCORT III TURNIER	195	ORION II	215
46	153	FIORINO (127)	168	ESCORT IV	195 - 196	ORION III	215 - 216
66	153 - 154	FIORINO (147)	168 - 169	ESCORT IV TURNIER	196 - 197	PROBE	216
		FIORINO VAN (146 UNO)	169	ESCORT V	197	PUMA	216
<b>DAIHATSU</b>		FIORINO VAN	169	ESCORT V TURNIER	197 - 198	SCORPIO I / SCORPIO I TURNIER	216 - 217
APPLAUSE I (A101, A111)	154	FIORINO Pick up (146)	169	ESCORT VI	198 - 199	SCORPIO II / SCORPIO II TURNIER	217
CHARADE I (G10)	154	IDEA	169	ESCORT VI TURNIER	199	SIERRA	217 - 218
CHARADE II (G11, G30)	154	LINEA	169	ESCORT VII	199 - 200	SIERRA TURNIER	218 - 219
CHARADE III (G100, G101, G102)	154 - 155	MAREA	169 - 171	ESCORT VII TURNIER	200	TELSTAR	219
CHARADE IV (G200, G202)	155	MULTIPLA (186)	171	ESCORT VIII	200	TOURNEO CONNECT	219

Models / Modellreihen	Page / Seite	Models / Modellreihen	Page / Seite	Models / Modellreihen	Page / Seite	Models / Modellreihen	Page / Seite
<b>(FORD)</b>		<b>(HONDA)</b>		<b>(LADA)</b>		<b>(MAZDA)</b>	
TRANSIT	219	PRELUDE III (BA)	232 - 233	SAMARA / FORMA (2108,2109,21099)	240 - 241	323 III STATION WAGON (BW)	255
TRANSIT CONNECT	219	QUINTET (SU)	233			323 C IV (BG)	255 - 256
<b>FORD USA</b>		SHUTTLE (EE)	233	<b>LANCIA</b>		323 F IV (BG)	256 - 257
PROBE I	219	VIGOR	233	BETA	241	323 S IV (BG)	257 - 258
PROBE II (ECP)	220	<b>HYUNDAI</b>		BETA H.P.E.	241	323 IV STATION WAGON (BG)	258
TELSTAR (GD/GE)	220	ACCENT (X-3)	233 - 234	BETA SPIDER	241 - 242	323 C V (BA)	258
TRACER	220	ACCENT (LC)	234	DEDRA	242 - 243	323 F V (BA)	258
<b>HONDA</b>		ATOS / ATOS PRIME	234	DEDRA SW	243	323 P V	258 - 259
ACCORD I (SC,SJ,SM,SV,SY)	220	EXCEL	234	DELTA I	243 - 244	323 S V (BA)	259
ACCORD II (AC,AD)	220 - 221	GALLOPER II (JK-01)	234	DELTA II	244	323 F VI (BJ)	259
ACCORD III (CA4,CA5)	221	GETZ (TB)	234	KAPPA / KAPPA SW	245	323 P VI (BJ)	259
ACCORD IV (CB,CB3,CB7,CB8,CC,CC1,SM4)	221 - 223	LANTRA I (J-1)	235	LYBRA / LYBRA SW	245	323 S VI (BJ)	259 - 260
ACCORD V (CC7,CD7,CE,SV4)	223	LANTRA II (J-2)	235	MUSA	245 - 246	626 II (GC)	260
ACCORD VI (CE, CF)	223	LANTRA II WAGON (J2)	235	PRISMA	246 - 247	626 III (GD)	260 - 262
ACCORD VII (CG)	223 - 224	MATRIX (FC)	235	THEMA	247 - 248	626 III STATION WAGON (GV)	262 - 263
BALLADE	224	PONY / EXCEL	235	THEMA SW	248 - 249	626 IV (CBA,GE)	263 - 264
CITY	224	PONY / EXCEL (X-2)	235	TREVI	249	626 IV STATION WAGON	264
CIVIC I (ED,SB,SE,SG,SH,SL,SS)	224 - 225	S COUPE (SLC)	235 - 236	Y	249	626 V (GF)	264 - 265
CIVIC I SHUTTLE (AN, AR)	225	SONATA I (Y-2)	236	Y10	249 - 250	626 V STATION WAGON (GW)	265
CIVIC I WAGON (WC)	225	i30	236 - 237	YPSILON	250	929 III (HC)	265
CIVIC II (AL,AJ,AG,AH)	225 - 226	<b>INNOCENTI</b>		ZETA (220)	250 - 251	B-SERIE (UF)	265
CIVIC II SHUTTLE (EE)	226	MINI	237	<b>LAND ROVER</b>		B-SERIE (UN)	265
CIVIC III (AS,EC,ED,EE)	226 - 227	<b>ISUZU</b>		88 / 109	251	CAPELLA (GD)	265
CIVIC IV (EE,EG,EH,EJ)	227 - 228	GEMINI (JT)	237	DEFENDER	251	DEMIO (DW)	265
CIVIC IV FASTBACK (MA,MB)	228	PICK-UP (KBS)	237	FREELANDER	251	LANTIS (CBA)	265
CIVIC V (EJ9,EK1/3/4,MB,MC)	228 - 229	TROOPER (UBS)	237 - 238	RANGE ROVER III (LM) / RANGE ROVER SPORT	251	MIATA	266
CIVIC VI (EU_/EP_)	229	<b>KIA</b>		<b>LEXUS</b>		MPV II (LW)	266
CONCERTO	229	CARENS I (FC)	238	ES (F1, F2)	251	MX-3 (EC)	266
CR-V I (RD)	229 - 230	CARNIVAL (UP)	238	<b>MARUTI</b>		MX-5 I (NA)	266
CR-V II	230	CEE'D	238	800	251 - 252	MX-6 (GD,GE6)	266 - 267
CRX I (AF,AS,HF)	230	CLARUS (K9A,GC)	238	<b>MASERATI</b>		PREMACY (CP)	267
CRX II (ED, EE)	230	JOICE	238	BITURBO	252	PROTEGE (USA)	267
CRX III (EH, EG)	230	PRIDE (DA)	238 - 239	<b>MAZDA</b>		RX 7 II (FC)	268
HR-V (GH)	231	PRIDE STATION WAGON	239	2 (B2W)	252	XEDOS 6 (CA)	268
INSPIRE	231	RETONA	239	6 (GG) / 6 STATION WAGON (GY)	252 - 253	XEDOS 9 (TA)	268
INTEGRA (DC2)	231	SEPHIA (FA)	239	121 I (DA)	253	<b>MERCEDES-BENZ</b>	
JAZZ	231	SHUMA I (FB)	239	121 II (DB)	253	(W168) A-CLASS	268 - 269
JAZZ (GD)	231	<b>LADA</b>		121 III (JASM, JBSM)	253	(W169) A-CLASS	269 - 270
LEGEND I (HS,KA,KA3)	231	110	240	323 II (BD)	253	(W245) B-CLASS	270
LEGEND II (CC,KA7,KA8)	231	NIVA (2121)	240	323 III (BF,BN,EG)	253 - 255	(W114)	270
LOGO (GA3)	231					(W114) COUPE	270
PRELUDE I (AB,SN)	232					(W115)	270
PRELUDE II (AB,SN)	232					(W123)	270 - 271
						(C123) COUPE	271

# Car Manufacturer – Models / Fahrzeughersteller – Modellreihen




Models / Modellreihen	Page / Seite	Models / Modellreihen	Page / Seite	Models / Modellreihen	Page / Seite	Models / Modellreihen	Page / Seite
<b>(MERCEDES-BENZ)</b>		<b>(MITSUBISHI)</b>		<b>(NISSAN)</b>		<b>(NISSAN)</b>	
(S123) T-MODEL	271	COLT V (CJ_A)	285	BLUEBIRD MAXIMA STATION WAGON (WU11)	297	TERRANO I (WD21)	311
(W201) 190	271 - 272	CORDIA (A21_A)	285 - 286	CEFIRO	297	TERRANO II (R20)	311
(W124)	272 - 273	ECLIPSE I (D2_A)	286	CHERRY (E10,F10,N10,VN10,N12)	297	TSUBAME	311
(C124) COUPE	273	GALANT III (E1_A)	286	DATSUN 100 A	297	TSURU I	311
(S124) T-MODEL	274 - 275	GALANT IV (E3_A)	286 - 287	DATSUN 120 / 120 Y	298	TSURU II	311
(W124) E-CLASS	275	GALANT V (E5_A,E7_A,E8_A)	287	DATSUN 140 Y	298	TSURU III	311
(S124) E-CLASS T-MODEL	275	GALANT VI (EA_)	287	LANGLEY	298 - 299	X-TRAIL (T30)	311 - 312
(W210) E-CLASS	275 - 276	GALLOPER (JK-01)	288	LANGLEY STATION WAGON	299		
(S210) E-CLASS ESTATE	276 - 277	LANCER I (A17_)	288	MARCH ((K10)	299	<b>OLTCIT</b>	
(W202) C-CLASS	277	LANCER F II (A17_)	288	MAXIMA (J30)	299	11	312
(T202) C-CLASS T-MODEL	277	LANCER III (C1_A, C6_A)	288	MAXIMA QX (A32)	299 - 300	<b>OPEL</b>	
(S202) C-CLASS ESTATE	277	LANCER III STATION WAGON (C1_V, C3_V)	289	MAXIMA STATION WAGON	300	ARENA	312
(C208) CLK / (A208) CLK CONVERTIBLE	277	LANCER IV (C6_A,C7_A)	289 - 290	MICRA (K10)	300	AGILA (H00)	312 - 313
(W126) S-CLASS	277	LANCER V (CB/D_A)	290	MICRA (K11)	300 - 301	AGILA	313
(C126) S-CLASS COUPE	277	LANCER V STATION WAGON (CB_W, CD_W)	290	NAVARRA (D40)	301	ASCONA C	313 - 314
(R107) SL	278	LANCER VI (CK/P_A)	290 - 291	NOTE (E11)	301	ASTRA F	314 - 316
(C107) SL COUPE	278	MIRAGE	291	PATHFINDER (R50)	301	ASTRA F CARAVAN	316 - 318
(W460) G-CLASS	278	MONTERO	291	PATHFINDER (R51)	301	ASTRA F VAN	318
(W461) G-CLASS	278	PAJERO I	291	PATROL (K160,W160)	301 - 302	ASTRA G / ASTRA G CARAVAN / ASTRA G VAN	318 - 320
(W463) G-CLASS	279	PAJERO II	291	PATROL (Y60, K260, W260)	302	ASTRA H / ASTRA H GTC / ASTRA H CARAVAN	320 - 321
(631) MB 100	279	PICK-UP	292	PICK UP / KING CAB (D21)	302	CALIBRA A	321 - 322
(638/2) V-CLASS	279	SAPORO III (E16A)	292	PRAIRIE (M10, NM10)	302	CAMPO	322
(638) VITO / VIANO	280 - 281	SIGMA (F16A)	292	PRAIRIE PRO (M11)	302	COMBO	322
(639) VITO / VIANO	281	SPACE RUNNER (N1_W, N2_W)	292	PRIMERA (P10)	302 - 304	COMBO TOUR / VAN	322 - 323
SPRINTER 3-t Bus (903)	281	SPACE STAR (DGO)	292	PRIMERA TRAVELLER (W10)	304	CORSA A	323
		SPACE WAGON (D0_V/W)	292 - 293	PRIMERA (P11)	304	CORSA A VAN	323
		SPACE WAGON (N3_W, N4_W)	293	PRIMERA TRAVELLER (WP11)	304 - 305	CORSA B	323 - 324
<b>MINI</b>		TREDIA	293	PRIMERA (P12)	305	CORSA C	324 - 325
ONE	281	<b>MOSKVICH</b>		PRIMERA TRAVELLER (WP12)	305	CORSA C VAN	325 - 326
ONE CONVERTIBLE	281	21412	293	PULSAR	305 - 306	CORSA D	326
ONE D	281 - 282	<b>NISSAN</b>		PULSAR STATION WAGON	306	FRONTERA A	327
COOPER	282	100 NX (B13)	294	QASHQAI	306	FRONTERA B	327
COOPER CONVERTIBLE	282	ALMERA I (N15)	294	SENTRA	306 - 308	INSIGNIA	327
COOPER S	282	ALMERA II (N16)	294 - 295	SERENA (C23M)	308	KADETT D	327 - 328
COOPER S CONVERTIBLE	282	ALMERA TINO (V10)	295	STANZA (T11)	308	KADETT D CARAVAN	328
		AUSTER	295	STANZA (T12)	308	KADETT E	328 - 331
<b>MITSUBISHI</b>		BLUEBIRD (U11)	295	STANZA WAGON (USA)	308	KADETT E CARAVAN	331 - 334
CARISMA	282 - 283	BLUEBIRD STATION WAGON (WU11)	296	SUNNY I (B11)	308 - 309	KADETT E COMBO	334 - 335
CHAMP (USA)	283	BLUEBIRD (T72,T12)	296	SUNNY II (B12,N13)	309	KADETT E VAN	335 - 336
COLT I (A15_A)	283	BLUEBIRD MAXIMA (U11)	296 - 297	SUNNY STATION WAGON (B12/N13)	309	KADETT E COMBO	334 - 335
COLT II (C1_A)	283 - 284			SUNNY III (B13,N14,Y10)	309 - 311	KADETT E VAN	335 - 336
COLT III (C5_A)	284 - 285					MERIVA	336 - 337
COLT IV (CA_A)	285					MONTEREY A	337

Models / Modellreihen	Page / Seite	Models / Modellreihen	Page / Seite	Models / Modellreihen	Page / Seite	Models / Modellreihen	Page / Seite
<b>(OPEL)</b>		<b>(PEUGEOT)</b>		<b>(PORSCHE)</b>		<b>(RENAULT)</b>	
MONTEREY B	337	505	380	CAYENNE (955)	396	LOGAN (LS)	421
MONZA A	337	505 BREAK	380 - 381			LOGAN KOMBI (KS)	421
MOVANO	337 - 338	604	381	<b>PROTON</b>		MASTER I	421
OMEGA A	338 - 339	605	381 - 382	PERSONA 400	396	MASTER II	421 - 422
OMEGA A CARAVAN	339 - 340	806	382 - 383	SAGA	396	MEGANE I	422 - 425
OMEGA B / OMEGA B CARAVAN	340 - 341	807	383	WIRA	396	MEGANE II	425 - 426
SENATOR A	341	1007	383			MEGANE GRANDTOUR	426
SENATOR B	341	3008	383	<b>RENAULT</b>		MEGANE II GRANDTOUR	426 - 427
SIGNUM	341 - 342	5008	383 - 384	4	396 - 397	MEGANE SCENIC	427 - 428
SINTRA	342	BOXER (230)	384 - 385	5	397	MODUS	429
TIGRA	343	BOXER (244)	385	SUPER 5	397 - 398	RAPID VAN	429
TIGRA TWIN TOP	343	BOXER	385	6	398	RODEO 4	429
VECTRA A	343 - 347	EXPERT (224,222,223)	385 - 386	9	398 - 399	RODEO 5	429
VECTRA B	347 - 348	J5 (280)	386 - 387	9 (SOUTH AMERICA)	399	RODEO 6	429
VECTRA B CARAVAN	348 - 349	J5 (290)	387	11	399 - 400	SAFRANE I	430 - 431
VECTRA C / VECTRA C CARAVAN / GTS	349 - 350	J9	387	12	400	SAFRANE II	431
VIVARO	350 - 351	PARTNER COMBISPACE (5F) / PARTNER VAN (5)	387 - 389	14	400	SCENIC I	431 - 432
ZAFIRA (F75_)	351	PARTNER TEPEE	389	15	400	SCÉNIC II (JM)	432 - 433
ZAFIRA	351	PARTNER VAN	389	16	400 - 401	GRAND SCÉNIC II	433
				17	401	THALIA	433 - 434
<b>PEUGEOT</b>		<b>PONTIAC</b>		18	401 - 402	TRAFIC (T1, T3, T4, P6)	434
104	352	LEMANS	389	19 I	402 - 403	TRAFIC (TXW, TXX, PXX)	434
106 I	352 - 353			19 II	403	TRAFIC II (JL, FL, EL)	434 - 435
106 II	353 - 355	<b>PIAGGIO</b>		20	403 - 404	TWINGO	435
107	355	PORTER	389	21	404 - 405	VEL SATIS (BJO)	435
204 / 204 BREAK	355			25	405 - 406		
205 I	355 - 357	<b>PORSCHE</b>		30	406	<b>ROVER</b>	
205 II	357 - 361	911	389 - 391	CLIO I	407 - 409	25 (RF)	435 - 436
206 / 206 SW	361 - 362	911 TARGA	391	CLIO II	409 - 411	45 (RT)	436
207 / 207 SW	362 - 363	911 CONVERTIBLE	391 - 392	CLIO III	411	75 / 75 TOURER (RJ)	436 - 437
304 / 304 BREAK	363	911 (964)	392	CLIO III GRANDTOUR	411	100 (METRO)	437
305 I / 305 I BREAK	363	911 CONVERTIBLE (964)	392	ESPACE I	411	200	437 - 439
305 II / 305 II BREAK	363 - 365	911 (993)	392 - 393	ESPACE II	411 - 412	400	439 - 440
306 / 306 BREAK	365 - 369	911 CONVERTIBLE (993)	393 - 394	ESPACE III	412	600	440 - 441
307 / 307 BREAK / 307 SW	369	911 TARGA (993)	394	ESPACE IV	412 - 413	800	441
307 (3A/C) / 307 Break (3E) / 307 SW (3H)	369	912	394	ESTAFETTE	413	MAESTRO	441 - 442
308 (4A_, 4C_) / 308 CC / 308 SW	369 - 370	912 TARGA	394	EXPRESS	413	MINI	442
309 I	370 - 371	914	394	FUEGO	413 - 414	MONTEGO	442
309 II	371 - 373	924	394 - 395	KANGOO (KC0/1_)	414 - 416		
405 I / 405 I BREAK	373 - 375	928	395	KANGOO RAPID (FC0/1_)	416 - 417	<b>SAAB</b>	
405 II / 405 II BREAK	375 - 377	944	395	KANGOO (KW0/1_)	418	9-3	442 - 443
406 / 406 BREAK	377 - 379	944 CONVERTIBLE	395	KANGOO EXPRESS (FW0/1_)	418	9-5	443 - 444
407 / 407 SW	379	968	395	KANGOO BE BOP (KW0/1_)	418	90	444
504 / 504 BREAK	379	968 CONVERTIBLE	396	LAGUNA / LAGUNA GRANDTOUR (B56_, K56_)	418 - 419	99	444
407 / 407 SW	380	BOXSTER (986)	396	LAGUNA II (BG0/1_) / LAGUNA II GRANDTOUR (KG0/1_)	419 - 421	900 I	444 - 445

# Car Manufacturer – Models / Fahrzeughersteller – Modellreihen

Models / Modellreihen	Page / Seite	Models / Modellreihen	Page / Seite	Models / Modellreihen	Page / Seite	Models / Modellreihen	Page / Seite
<b>(SAAB)</b>		<b>(ŠKODA)</b>		<b>(SUZUKI)</b>		<b>(TOYOTA)</b>	
900 II	445 - 446	SUPERB (3U4)	482 - 483	SJ 413	493	YARIS	508 - 509
9000	446 - 447	SUPERB (3T4, 3T5)	483	SPLASH	493	YARIS VERSO	509
<b>SEAT</b>		YETI	483	SWIFT I (AA)	493	<b>VAUXHALL</b>	
ALHAMBRA	447 - 449	<b>SMART</b>		SWIFT II (AH,AJ,EA)	493 - 494	AGILA	509
ALTEA / ALTEA XL (5P1/5P5/5P8)	449	CITY-COUPE	483	SWIFT III	494	ARENA	509
AROSA	449 - 450	CONVERTIBLE	483	SWIFT CONVERTIBLE (SF413)	494	ASTRA	509 - 510
CORDOBA I (6K2/C2)	450 - 452	CROSSBLADE	484	VITARA (ET,TA)	494 - 495	ASTRA MK II	510 - 512
CORDOBA VARIO I (6K5)	452 - 453	ROADSTER	484	GRAND VITARA (FT,GT)	495	ASTRA MK II ESTATE	512 - 513
CORDOBA II (6K2)	453 - 454	FORTWO	484	WAGON R+ (EM)	495	ASTRA MK III	513 - 514
CORDOBA VARIO II (6K5)	454 - 455	<b>SUBARU</b>		WAGON R+ (MM)	495	ASTRA MK III ESTATE	514 - 516
CORDOBA III (6L2)	455 - 456	1800 XT COUPE (XT)	484	X-90 (EL)	495	ASTRAVAN MK III	516
EXEO (3R2)	456	FORESTER (SF)	484	<b>TOYOTA</b>		ASTRAVAN MK III	516
FURA	456 - 457	FORESTER (SG)	484 - 485	4 RUNNER	495	ASTRA MK IV / ASTRA MK IV ESTATE /	
IBIZA I	457	IMPREZA (GC)	485	AURIS	495 - 496	ASTRAVAN MK IV	516 - 517
IBIZA II	457 - 459	IMPREZA STATION WAGON (GF)	485 - 486	AVENSIS / AVENSIS STATION WAGON (_T22_)	496	ASTRA MK V / ASTRA MK V SPORT HATCH /	
IBIZA III	459 - 460	JUSTY I (KAD)	486	AVENSIS / AVENSIS STATION WAGON (T25)	496	ASTRA MK V ESTATE	517 - 518
IBIZA IV (6L1)	460 - 461	LEGACY I (BC)	486 - 487	AVENSIS VERSO	496 - 497	CALIBRA	518 - 519
IBIZA V (6J5) / IBIZA V SPORTCOUPE (6J1)	461	LEGACY I STATION WAGON (BJF)	487	AYGO	497	CARLTON MK III	519 - 520
INCA	461 - 463	LEGACY II (BD, BG)	487	CAMRY	497	CARLTON MK III ESTATE	520 - 521
LEON (1M1)	463 - 465	LEGACY II STATION WAGON (BD, BG)	487	CAMRY STATION WAGON	498	CAVALIER MK II	521 - 522
LEON (1P1)	465 - 466	LEONE I	488	CARINA II (T15,T17)	498 - 499	CAVALIER MK II ESTATE	522 - 523
MALAGA	466	LEONE I STATION WAGON	488 - 489	CARINA II STATION WAGON (T17)	499	CAVALIER MK III	523 - 525
MARBELLA	466 - 467	LEONE II	489	CARINA E (T19)	499	COMBO	525
PANDA	467 - 468	LEONE II STATION WAGON	489 - 490	CELICA (T16,T18,RA6)	499 - 500	COMBO TOUR / VAN	525 - 526
RONDA	468 - 469	LOYALE (USA)	490	COROLLA (E8 - E11 / EL,FX,GT,NP)	500 - 503	CORSA	526
TERRA	469	REX III / MINI JUMBO	490 - 491	COROLLA STATION WAGON (E9)	503 - 504	CORSA MK II	526 - 527
TOLEDO I	469 - 471	VIVIO	491	COROLLA WAGON (E10,E11)	504 - 505	CORSA MK II VAN	527 - 528
TOLEDO II	471 - 472	<b>SUZUKI</b>		COROLLA (E12)	505	CORSA MK III	528
TOLEDO III (5P2)	472 - 473	ALTO I (CA,CB,CC,SB,SS80)	491	CORONA	505	CORSA MK IV	528 - 529
<b>ŠKODA</b>		ALTO II (EC)	491	ECHO	506	FRONTERA B	529
FABIA (6Y2/6Y3/6Y5)	473 - 475	ALTO III (EF)	491	HILUX	506	INSIGNIA	529
FABIA (542/545)	475	BALENO / CULTUS / ESTEEM	491 - 492	LAND CRUISER (J6,J7,J8)	506 - 507	MERIVA	529 - 530
FAVORIT / FORMAN	475 - 476	CAPPUCINO	492	PASEO (EL54)	507	MOVANO	530 - 531
FAVORIT PICK-UP	476	IGNIS I	492	PICNIC (_XM10)	507	NOVA	531
FELICIA I	476 - 477	LIANA (ER)	492	PREVIA (TCR1_2_)	507	OMEGA	531
FELICIA II	477	MARUTI	492	PREVIA (ACR3_)	507	OMEGA ESTATE	531
OCTAVIA (1U2) / OCTAVIA ESTATE (1U5)	477 - 480	PLUSA (USA)	492	RAV 4 I	507	ROYALE	531 - 532
OCTAVIA (1Z3) / OCTAVIA ESTATE (1Z5)	480 - 481	SAMURAI (SJ)	492	RAV 4 II (XA2)	507	SENATOR	532
PRAKTIK	481	SJ 410	493	STARLET (P7,P8)	507 - 508	SENATOR MK II	532
ROOMSTER (5J)	481 - 482			STARLET (EP91)	508	SIGNUM	532 - 533
				TERCEL	508	TIGRA	533
						TIGRA TWIN TOP	533 - 534

Models / Modellreihen	Page / Seite	Models / Modellreihen	Page / Seite	Models / Modellreihen	Page / Seite	Models / Modellreihen	Page / Seite
<b>(VAUXHALL)</b>		<b>(VOLKSWAGEN)</b>		<b>(VOLVO)</b>			
VECTRA	534 - 535	NEW BEETLE CONVERTIBLE (1Y7)	582	460 L (464)	639 - 640		
VECTRA ESTATE	535 - 536	PARATI (BRAZIL)	582	480 E	640		
VECTRA MK II / VECTRA MK II ESTATE /		PASSAT (32)	582 - 583	740 (745)	640		
VECTRA MK II GTS	536 - 537	PASSAT VARIANT (33)	583	760 (704,764,765)	640		
VIVARO	537	PASSAT (32B)	583 - 585	850 (LS,LW)	640 - 642		
ZAFIRA (F75_)	537 - 538	PASSAT VARIANT (32B)	585 - 587	C30	642		
ZAFIRA MK II	538	PASSAT (3A2, 35I)	587 - 591	S40 I (VS)	642 - 643		
		PASSAT VARIANT (3A5, 35I)	591 - 595	S40 II (MS)	643		
<b>VOLKSWAGEN</b>		PASSAT (3B2)	595 - 597	V40	643 - 644		
411, 412	538 - 539	PASSAT VARIANT (3B5)	597 - 599	V50	644		
412 VARIANT	539	PASSAT (3B3) / PASSAT VARIANT (3B6)	599 - 601	S60	644		
1302, 1303	539	PASSAT (3C2) / PASSAT VARIANT (3C5)	601 - 603	C70	645		
1500, 1600	539	PASSAT CC	603	C70 I CONVERTIBLE	645 - 646		
AMAZON (BRAZIL)	539	PHAETON (3D2)	603	C70 II CONVERTIBLE	646		
BORA (1J2) / BORA VARIANT (1J6)	539 - 543	POLO (86)	603	S70	646 - 647		
CADDY I (14)	543	POLO (86C)	603 - 606	V70 I	647 - 650		
CADDY II PICK-UP (9U7)	543	POLO CLASSIC (86C)	606 - 607	V70 II	650		
CADDY II VAN (9K9)	543 - 544	POLO COUPE (86C)	607 - 609	S80	650 - 651		
CADDY III (2K_)	544 - 545	POLO VAN (86CF)	609 - 610				
CORRADO (53I)	545 - 546	POLO (6N1)	610 - 612	<b>ZASTAVA</b>			
DERBY	546 - 547	POLO VAN (6NF)	612	YUGO	651		
EOS (1F7)	547	POLO (6N2)	613				
FOX (5Z1)	547 - 548	POLO CLASSIC (6KV2)	613 - 615	<b>ZAZ</b>			
FUSACA ITAMAR (BRAZIL)	548	POLO VARIANT (6KV5)	615 - 616	TAVRIJA	652		
GACEL (BRAZIL)	548	POLO (9N)	616 - 618				
GOL (BRAZIL)	548	POLO (6R_)	618				
GOLF I (17)	548 - 550	SANTANA (32B)	618 - 619				
GOLF I CONVERTIBLE (155)	550 - 552	SAVEIRO (BRAZIL)	619				
GOLF II (19E)	552 - 555	SCIROCCO (53)	619				
GOLF III (1H1)	555 - 558	SCIROCCO (53B)	619 - 621				
GOLF III CONVERTIBLE (1E7)	559	SCIROCCO (137)	621				
GOLF III VARIANT (1H5)	559 - 563	SHARAN (7M8, 7M9, 7M6)	621 - 623				
GOLF IV (1J1)	563 - 567	TIGUAN (5N_)	623 - 624				
GOLF IV CONVERTIBLE (1E7)	567	TOUAREG (7LA, 7L6, 7L7)	624 - 626				
GOLF IV VARIANT (1J5)	567 - 570	TOURAN (1T1, 1T2)	626 - 627				
GOLF PLUS (5M1, 521)	570 - 572	TRANSPORTER T2	627				
GOLF V (1K1)	572 - 573	TRANSPORTER T3	627 - 629				
GOLF V VARIANT (1K5)	573 - 574	TRANSPORTER T4	629 - 634				
GOLF VI (5K1)	574 - 575	TRANSPORTER T5 / MULTIVAN T5	634 - 636				
ILTIS (183)	575	VENTO (1H2)	636 - 639				
JETTA I (17)	575 - 577						
JETTA II (19E)	577 - 579	<b>VOLVO</b>					
JETTA III (1K2)	579 - 580	66	639				
LUPU (6X1, 6E1)	580 - 581	340 - 360 (343,344,345)	639				
NEW BEETLE (9C1, 1C1)	581 - 582	440 K (445)	639				

		Transm.	with ABS Ring		Part-No.	Description	L	F	Wheel Side	Gear Box Side	Pic. No.	Technical Specification  Further details on page I
		MT Manual AT Autom.					Left R Right	Front R Rear				

## ACURA

## ACURA

INTEGRA													
1.5 (DA2)	01.86 -	MT		engine EW	20309	Joint Kit	L		ws		27	A:26/F:32/DF:24.95/O:49/Z	
		MT		engine EW	20310	Joint Kit	R		ws		27	A:26/F:32/DF:24.95/O:49/Z	
		MT		engine EW	26136	Boot Kit	L		ws				L:93/Ø1=26/Ø2=84
		MT		engine EW	26036	Boot Kit	R		ws				
1.5 (DA4)	01.87 -	MT		engine D15A	20309	Joint Kit	L		ws		27	A:26/F:32/DF:24.95/O:49/Z	
		MT		engine D15A	20310	Joint Kit	R		ws		27	A:26/F:32/DF:24.95/O:49/Z	
		MT		engine D15A	26136	Boot Kit	L		ws				L:93/Ø1=26/Ø2=84
		MT		engine D15A	26036	Boot Kit	R		ws				
1.6 (DA1-AV)	01.86 -	MT		engine ZC	20309	Joint Kit	L		ws		27	A:26/F:32/DF:24.95/O:49/Z	
		MT		engine ZC	20310	Joint Kit	R		ws		27	A:26/F:32/DF:24.95/O:49/Z	
		MT		engine ZC	26136	Boot Kit	L		ws				L:93/Ø1=26/Ø2=84
		MT		engine ZC	26036	Boot Kit	R		ws				
1.6 (DA5)	01.89 -	MT		engine ZC	20309	Joint Kit	L		ws		27	A:26/F:32/DF:24.95/O:49/Z	
		MT		engine ZC	20310	Joint Kit	R		ws		27	A:26/F:32/DF:24.95/O:49/Z	
		MT		engine ZC	26136	Boot Kit	L		ws				L:93/Ø1=26/Ø2=84
		MT		engine ZC	26036	Boot Kit	R		ws				
1.6 (DA6)	01.89 - 12.93	MT		engine B16A	22365	Joint Kit			ws		27	A:26/F:32/DF:24.95/O:55/Z	
		MT	x	engine B16A	22349	Joint Kit			ws		27	A:26/F:32/DF:24.95/O:55/Z/ABS:50	
		MT		engine B16A	26143	Boot Kit			ws				L:97/Ø1=22/Ø2=82

## LEGEND

2.0 (KA1,KA2,KA4)	01.85 - 12.88	MT/AT		engine C20A	22356	Joint Kit			ws		27	A:28/F:34/DF:26.52/O:60/Z
		MT/AT		engine C20A	26193	Boot Kit			ws			
2.5 V6 24V (HS)	01.86 - 12.90	MT/AT		engine C25A	22356	Joint Kit			ws		27	A:28/F:34/DF:26.52/O:60/Z
		MT/AT		engine C25A	26193	Boot Kit			ws			
2.7 V6 24V (KA-HS)	02.87 - 04.91	MT/AT		engine C27A	22356	Joint Kit			ws		27	A:28/F:34/DF:26.52/O:60/Z
		MT/AT		engine C27A	26193	Boot Kit			ws			
3.2i V6 24V	05.91 -	MT/AT		engine C32A	22356	Joint Kit			ws		27	A:28/F:34/DF:26.52/O:60/Z
		MT/AT		engine C32A	26193	Boot Kit			ws			




## ALFA ROMEO

## ALFA ROMEO

6 (119)												
2.0 (99 kW)	07.81 - 12.88	MT/AT			20021	Joint Kit			ws	gs	29	G:28
		MT/AT			26113	Boot Kit			ws	gs		L:78/Ø1=22/Ø2=57
2.5 i.e. (116 kW)	04.79 - 06.84	MT/AT			20021	Joint Kit			ws	gs	29	G:28
		MT/AT			26113	Boot Kit			ws	gs		L:78/Ø1=22/Ø2=57
2.5 i.e. (110 kW)	10.83 - 12.86	MT/AT			20021	Joint Kit			ws	gs	29	G:28
		MT/AT			26113	Boot Kit			ws	gs		L:78/Ø1=22/Ø2=57
2.5 TD (77 kW)	07.81 - 05.86	MT/AT			20021	Joint Kit			ws	gs	29	G:28
		MT/AT			26113	Boot Kit			ws	gs		L:78/Ø1=22/Ø2=57



<b>33 (905)</b>												
1.2 (50 kW)	06.83 - 12.89	MT		Ch.-No. - 526 1499	<b>20025</b>	Joint Kit			ws		27	A:28/F:22
		MT		Ch.-No. - 526 1499	<b>26031</b>	Boot Kit			ws			L:84/Ø1=20/Ø2=76
		MT										
1.3 / 1.3 i.e. (55-66 kW)	05.83 - 12.89	MT		Ch.-No. - 526 1499	<b>20025</b>	Joint Kit			ws		27	A:28/F:22
		MT		Ch.-No. 526 1500 -	<b>20026</b>	Joint Kit			ws		27	A:28/F:24/0:55/Z
		MT		Ch.-No. - 526 1499	<b>26031</b>	Boot Kit			ws			L:84/Ø1=20/Ø2=76
		MT		Ch.-No. 526 1500 -	<b>26159</b>	Boot Kit			ws			L:77/Ø1=18/Ø2=84
		MT			<b>26045</b>	Boot Kit				gs		L:79/Ø1=24/Ø2=52
1.5 (62/66/75 kW)	06.83 - 12.89	MT			<b>20026</b>	Joint Kit			ws		27	A:28/F:24/0:55/Z
		MT			<b>26159</b>	Boot Kit			ws			L:77/Ø1=18/Ø2=84
		MT			<b>26045</b>	Boot Kit				gs		L:79/Ø1=24/Ø2=52
1.5 4X4 (62 kW)	11.83 - 12.84	MT			<b>20026</b>	Joint Kit		F	ws		27	A:28/F:24/0:55/Z
		MT			<b>26159</b>	Boot Kit		F	ws			L:77/Ø1=18/Ø2=84
		MT			<b>26045</b>	Boot Kit		F		gs		L:79/Ø1=24/Ø2=52
1.5 4X4 / 1.5 QV (62-77 kW)	06.84 - 12.89	MT			<b>20026</b>	Joint Kit		F	ws		27	A:28/F:24/0:55/Z
		MT			<b>26159</b>	Boot Kit		F	ws			L:77/Ø1=18/Ø2=84
		MT			<b>26045</b>	Boot Kit		F		gs		L:79/Ø1=24/Ø2=52
1.7 (87 kW)	01.86 - 12.89	MT			<b>20026</b>	Joint Kit			ws		27	A:28/F:24/0:55/Z
		MT			<b>26159</b>	Boot Kit			ws			L:77/Ø1=18/Ø2=84
		MT			<b>26045</b>	Boot Kit				gs		L:79/Ø1=24/Ø2=52
1.7 i.e. (77 kW)	09.88 - 12.89	MT			<b>20026</b>	Joint Kit			ws		27	A:28/F:24/0:55/Z
		MT			<b>26159</b>	Boot Kit			ws			L:77/Ø1=18/Ø2=84
		MT			<b>26045</b>	Boot Kit				gs		L:79/Ø1=24/Ø2=52
1.7 QV (84 kW)	03.88 - 12.89	MT			<b>20026</b>	Joint Kit		F	ws		27	A:28/F:24/0:55/Z
		MT			<b>26159</b>	Boot Kit		F	ws			L:77/Ø1=18/Ø2=84
		MT			<b>26045</b>	Boot Kit		F		gs		L:79/Ø1=24/Ø2=52
1.8 TD (54 kW)	01.86 - 06.90	MT			<b>20026</b>	Joint Kit			ws		27	A:28/F:24/0:55/Z
		MT			<b>26159</b>	Boot Kit			ws			L:77/Ø1=18/Ø2=84
		MT			<b>26045</b>	Boot Kit				gs		L:79/Ø1=24/Ø2=52
<b>33 SPORTWAGON (905A)</b>												
1.5 (66/75/77 kW)	09.84 - 12.89	MT			<b>20026</b>	Joint Kit			ws		27	A:28/F:24/0:55/Z
		MT			<b>26159</b>	Boot Kit			ws			L:77/Ø1=18/Ø2=84
		MT			<b>26045</b>	Boot Kit				gs		L:79/Ø1=24/Ø2=52
1.5 4X4 (66/75/77 kW)	09.84 - 12.89	MT			<b>20026</b>	Joint Kit		F	ws		27	A:28/F:24/0:55/Z
		MT			<b>26159</b>	Boot Kit		F	ws			L:77/Ø1=18/Ø2=84
		MT			<b>26045</b>	Boot Kit		F		gs		L:79/Ø1=24/Ø2=52
1.7 (87 kW)	03.88 - 12.89	MT			<b>20026</b>	Joint Kit			ws		27	A:28/F:24/0:55/Z
		MT			<b>26159</b>	Boot Kit			ws			L:77/Ø1=18/Ø2=84
		MT			<b>26045</b>	Boot Kit				gs		L:79/Ø1=24/Ø2=52
1.7 i.e. (77 kW)	09.88 - 12.89	MT			<b>20026</b>	Joint Kit			ws		27	A:28/F:24/0:55/Z
		MT			<b>26159</b>	Boot Kit			ws			L:77/Ø1=18/Ø2=84
		MT			<b>26045</b>	Boot Kit				gs		L:79/Ø1=24/Ø2=52
1.7 i.e. 4X4 (77 kW)	09.88 - 12.89	MT			<b>20026</b>	Joint Kit		F	ws		27	A:28/F:24/0:55/Z
		MT			<b>26159</b>	Boot Kit		F	ws			L:77/Ø1=18/Ø2=84
		MT			<b>26045</b>	Boot Kit		F		gs		L:79/Ø1=24/Ø2=52
<b>33 (907A)</b>												
1.4 / 1.4 i.e. (58/65/66 kW)	06.91 - 09.94	MT			<b>20026</b>	Joint Kit			ws		27	A:28/F:24/0:55/Z
		MT			<b>26159</b>	Boot Kit			ws			L:77/Ø1=18/Ø2=84
		MT			<b>26045</b>	Boot Kit				gs		L:79/Ø1=24/Ø2=52
1.7 16V (95/97/101 kW)	01.90 - 09.94	MT			<b>23523</b>	Boot Kit			ws			L:80/Ø1=22/Ø2=83

		Transm.	with ABS Ring		Part-No.	Description	L	F	Wheel Side	Gear Box Side	Pic. No.	Technical Specification  Further details on page I
		MT Manual AT Autom.					Left R Right	Front R Rear				

( ALFA ROMEO )

( ALFA ROMEO )

<b>33 (907A)</b>												
1.7 16V (95/97/101 kW)	01.90 - 09.94	MT			26045	Boot Kit				gs		L:79/Ø1=24/Ø2=52
1.7 16V 4X4 (95/97/101 kW)	01.90 - 09.94	MT			23523	Boot Kit		F	ws			L:80/Ø1=22/Ø2=83
		MT			26045	Boot Kit		F		gs		L:79/Ø1=24/Ø2=52
1.7 i.e. (77/79 kW)	01.90 - 09.94	MT			20026	Joint Kit			ws		27	A:28/F:24/0:55/Z
		MT			26159	Boot Kit			ws			L:77/Ø1=18/Ø2=84
		MT			26045	Boot Kit				gs		L:79/Ø1=24/Ø2=52
1.7 i.e. 4X4 (79 kW)	01.90 - 03.92	MT			20026	Joint Kit		F	ws		27	A:28/F:24/0:55/Z
		MT			26159	Boot Kit		F	ws			L:77/Ø1=18/Ø2=84
		MT			26045	Boot Kit		F		gs		L:79/Ø1=24/Ø2=52
1.8 TD (62 kW)	07.90 - 09.94	MT			20026	Joint Kit			ws		27	A:28/F:24/0:55/Z
		MT			26159	Boot Kit			ws			L:77/Ø1=18/Ø2=84
		MT			26045	Boot Kit				gs		L:79/Ø1=24/Ø2=52
<b>33 SPORT WAGON (907B)</b>												
1.4 i.e. (65/66 kW)	06.91 - 09.94	MT			20026	Joint Kit			ws		27	A:28/F:24/0:55/Z
		MT			26159	Boot Kit			ws			L:77/Ø1=18/Ø2=84
		MT			26045	Boot Kit				gs		L:79/Ø1=24/Ø2=52
1.4 i.e. 4X4 (66 kW)	06.91 - 09.94	MT			20026	Joint Kit		F	ws		27	A:28/F:24/0:55/Z
		MT			26159	Boot Kit		F	ws			L:77/Ø1=18/Ø2=84
		MT			26045	Boot Kit		F		gs		L:79/Ø1=24/Ø2=52
1.7 16V (95/97/101 kW)	01.90 - 09.94	MT			23523	Boot Kit			ws			L:80/Ø1=22/Ø2=83
		MT			26045	Boot Kit				gs		L:79/Ø1=24/Ø2=52
1.7 16V 4X4 (95/97 kW)	01.90 - 09.94	MT			23523	Boot Kit		F	ws			L:80/Ø1=22/Ø2=83
		MT			26045	Boot Kit		F		gs		L:79/Ø1=24/Ø2=52
1.7 i.e. (77/79 kW)	01.90 - 09.94	MT			20026	Joint Kit			ws		27	A:28/F:24/0:55/Z
		MT			26159	Boot Kit			ws			L:77/Ø1=18/Ø2=84
		MT			26045	Boot Kit				gs		L:79/Ø1=24/Ø2=52
1.7 i.e. 4X4 (79 kW)	01.90 - 03.92	MT			20026	Joint Kit		F	ws		27	A:28/F:24/0:55/Z
		MT			26159	Boot Kit		F	ws			L:77/Ø1=18/Ø2=84
		MT			26045	Boot Kit		F		gs		L:79/Ø1=24/Ø2=52
<b>75 (162B)</b>												
1.6 (76/81 kW)	05.85 - 02.92	MT			26086	Boot Kit			ws	gs		L:77/Ø1=20/Ø2=52
1.8 (85-95 kW)	09.85 - 02.92	MT			26086	Boot Kit			ws	gs		L:77/Ø1=20/Ø2=52
1.8 Turbo (110 kW)	09.86 - 02.92	MT			20021	Joint Kit			ws	gs	29	G:28
		MT			26113	Boot Kit			ws	gs		L:78/Ø1=22/Ø2=57
1.8 Turbo i.e. (114 kW)	02.86 - 01.90	MT			20021	Joint Kit			ws	gs	29	G:28
		MT			26113	Boot Kit			ws	gs		L:78/Ø1=22/Ø2=57
2.0 (94 kW)	05.85 - 10.88	MT			26086	Boot Kit			ws	gs		L:77/Ø1=20/Ø2=52
2.0 T.S (107/109 kW)	05.85 - 02.92	MT			26086	Boot Kit			ws	gs		L:77/Ø1=20/Ø2=52
2.0 TD (70 kW)	05.85 - 09.92	MT			26086	Boot Kit			ws	gs		L:77/Ø1=20/Ø2=52
2.4 TD (82 kW)	01.89 - 02.92	MT			20021	Joint Kit			ws	gs	29	G:28

		MT			<b>26113</b>	Boot Kit			ws	gs		L:78/Ø1=22/Ø2=57
2.5 V6 (113/115 kW)	05.85 - 04.89	MT			<b>20021</b>	Joint Kit			ws	gs	29	G:28
		MT			<b>26113</b>	Boot Kit			ws	gs		L:78/Ø1=22/Ø2=57
3.0 V6 (136/141 kW)	01.87 - 02.92	MT			<b>20021</b>	Joint Kit			ws	gs	29	G:28
		MT			<b>26113</b>	Boot Kit			ws	gs		L:78/Ø1=22/Ø2=57
<b>90 (162)</b>												
1.8 (85/89 kW)	10.84 - 07.87	MT			<b>26086</b>	Boot Kit			ws	gs		L:77/Ø1=20/Ø2=52
2.0 i.e. (94/97 kW)	10.84 - 07.87	MT			<b>26086</b>	Boot Kit			ws	gs		L:77/Ø1=20/Ø2=52
2.4 TD (81 kW)	10.84 - 07.87	MT			<b>20021</b>	Joint Kit			ws	gs	29	G:28
		MT			<b>26113</b>	Boot Kit			ws	gs		L:78/Ø1=22/Ø2=57
2.5 i.e. V6 (110/114 kW)	10.84 - 07.87	MT			<b>26086</b>	Boot Kit			ws	gs		L:77/Ø1=20/Ø2=52
<b>145 / 146 (930)</b>												
1.4 i.e. (66 kW)	07.94 - 12.96	MT			<b>23846</b>	Driveshaft	L/R				1	L:645
		MT	x		<b>23847</b>	Driveshaft	L/R				1	L:645/ABS:44
		MT			<b>21232</b>	Joint Kit			ws		27	A:25/F:25/O:52/X
		MT	x		<b>23838</b>	Joint Kit			ws		27	A:25/F:25/O:52/X/ABS:44
		MT			<b>26189</b>	Boot Kit			ws			L:99/Ø1=23/Ø2=83
		MT		ABS	<b>23523</b>	Boot Kit			ws			L:80/Ø1=22/Ø2=83
1.4 i.e. 16V T.S. (76 kW)	11.96 - 01.01	MT			<b>20991</b>	Joint Kit			ws		27	A:25/F:22/O:52/Z
		MT	x		<b>20992</b>	Joint Kit			ws		27	A:25/F:22/O:52/Z/ABS:44
		MT		gear C513, VET-No. - 3161888	<b>23677</b>	Joint Kit				gs	29	G:25/Ø Joint:100
		MT			<b>21296</b>	Tripod				gs	42	G:22/Ø Tripodroller:31.95
		MT		TPE boot	<b>20988</b>	Boot Kit			ws			L:81/Ø1=22/Ø2=81
		MT		with bearing	<b>26221</b>	Boot Kit				gs		L:93/Ø1=24/Ø2=76
		MT		gear C513, VET-No. - 3161888	<b>23678</b>	Boot Kit				gs		L:81/Ø1=25/Ø2=58
1.6 i.e. (76 kW)	10.94 - 12.96	MT			<b>23846</b>	Driveshaft	L/R				1	L:645
		MT	x		<b>23847</b>	Driveshaft	L/R				1	L:645/ABS:44
		MT			<b>21232</b>	Joint Kit			ws		27	A:25/F:25/O:52/X
		MT	x		<b>23838</b>	Joint Kit			ws		27	A:25/F:25/O:52/X/ABS:44
		MT			<b>26189</b>	Boot Kit			ws			L:99/Ø1=23/Ø2=83
		MT		ABS	<b>23523</b>	Boot Kit			ws			L:80/Ø1=22/Ø2=83
1.6 i.e. 16V T.S. (88 kW)	11.96 - 01.01	MT			<b>23850</b>	Driveshaft	L/R				1	L:485/A:25
		MT	x		<b>23851</b>	Driveshaft	L/R				1	L:485/A:25/ABS:44
		MT		TPE boot	<b>20993</b>	Joint Kit			ws		27	A:25/F:25/O:52/Z
		MT	x	TPE boot	<b>20994</b>	Joint Kit			ws		27	A:25/F:25/O:52/Z/ABS:44
		MT			<b>23677</b>	Joint Kit				gs	29	G:25/Ø Joint:100
		MT		TPE boot	<b>20989</b>	Boot Kit			ws			L:100/Ø1=27/Ø2=86
		MT			<b>23678</b>	Boot Kit				gs		L:81/Ø1=25/Ø2=58
1.7 i.e. 16V (95 kW)	10.94 - 12.96	MT			<b>23846</b>	Driveshaft	L/R				1	L:645
		MT	x		<b>23847</b>	Driveshaft	L/R				1	L:645/ABS:44
		MT			<b>21232</b>	Joint Kit			ws		27	A:25/F:25/O:52/X
		MT	x		<b>23838</b>	Joint Kit			ws		27	A:25/F:25/O:52/X/ABS:44
		MT			<b>26189</b>	Boot Kit			ws			L:99/Ø1=23/Ø2=83
		MT		ABS	<b>23523</b>	Boot Kit			ws			L:80/Ø1=22/Ø2=83
1.8 i.e. 16V T.S. (103/106 kW)	12.96 - 01.01	MT			<b>23850</b>	Driveshaft	L/R				1	L:485/A:25
		MT	x		<b>23851</b>	Driveshaft	L/R				1	L:485/A:25/ABS:44
		MT		TPE boot	<b>20993</b>	Joint Kit			ws		27	A:25/F:25/O:52/Z
		MT	x	TPE boot	<b>20994</b>	Joint Kit			ws		27	A:25/F:25/O:52/Z/ABS:44
		MT			<b>23677</b>	Joint Kit				gs	29	G:25/Ø Joint:100
		MT		TPE boot	<b>20989</b>	Boot Kit			ws			L:100/Ø1=27/Ø2=86




		Transm. MT Manual AT Autom.	with ABS Ring		Part-No.	Description	L Left R Right	F Front R Rear	Wheel Side	Gear Box Side	Pic. No.	Technical Specification  Further details on page I
---	---	---	---------------------	--	----------	-------------	-------------------------	-------------------------	---------------	---------------------	-------------	--

## ( ALFA ROMEO )

## ( ALFA ROMEO )

145 / 146 (930)														
1.8 i.e. 16V T.S. (103/106 kW)	12.96 - 01.01	MT			23678	Boot Kit				gs		L:81/Ø1=25/Ø2=58		
1.9 JTD (77 kW)	02.99 - 01.01	MT		Ch.-No. - 316 1888, TPE boot	20993	Joint Kit			ws		27	A:25/F:25/O:52/Z		
		MT		Ch.-No. - 316 1888	20997	Joint Kit			ws		27	A:25/F:25/O:52/Z		
		MT	x	Ch.-No. - 316 1888, TPE boot	20994	Joint Kit			ws		27	A:25/F:25/O:52/Z/ABS:44		
		MT	x	Ch.-No. - 316 1888	20998	Joint Kit			ws		27	A:25/F:25/O:52/Z/ABS:44		
		MT		Ch.-No. - 316 1888, TPE boot	20989	Boot Kit			ws				L:100/Ø1=27/Ø2=86	
		MT		Ch.-No. - 316 1888	20990	Boot Kit			ws				L:99/Ø1=23/Ø2=83	
1.9 TD (66 kW)	10.94 - 02.99	MT			23850	Driveshaft	L/R				1	L:485/A:25		
		MT	x		23851	Driveshaft	L/R				1	L:485/A:25/ABS:44		
		MT		TPE boot	20993	Joint Kit			ws		27	A:25/F:25/O:52/Z		
		MT	x	TPE boot	20994	Joint Kit			ws		27	A:25/F:25/O:52/Z/ABS:44		
		MT			23677	Joint Kit				gs	29	G:25/Ø Joint:100		
		MT		TPE boot	20989	Boot Kit			ws				L:100/Ø1=27/Ø2=86	
2.0 16V Quadrifoglio (114 kW)	03.98 - 01.01	MT			23850	Driveshaft	L/R	F			1	L:485/A:25		
		MT	x		23851	Driveshaft	L/R	F			1	L:485/A:25/ABS:44		
		MT		TPE boot	20993	Joint Kit		F	ws		27	A:25/F:25/O:52/Z		
		MT	x	TPE boot	20994	Joint Kit		F	ws		27	A:25/F:25/O:52/Z/ABS:44		
		MT		TPE boot	20989	Boot Kit		F	ws				L:100/Ø1=27/Ø2=86	
2.0 16V T.S. (110 kW)	10.95 - 01.01	MT			23850	Driveshaft	L/R				1	L:485/A:25		
		MT	x		23851	Driveshaft	L/R				1	L:485/A:25/ABS:44		
		MT		TPE boot	20993	Joint Kit			ws		27	A:25/F:25/O:52/Z		
		MT	x	TPE boot	20994	Joint Kit			ws		27	A:25/F:25/O:52/Z/ABS:44		
		MT			23677	Joint Kit				gs	29	G:25/Ø Joint:100		
		MT		TPE boot	20989	Boot Kit			ws				L:100/Ø1=27/Ø2=86	
147 (937)	01.01 -	MT		TPE boot	21150	Joint Kit			ws		27	A:25/F:25/O:51/Z		
		MT			23677	Joint Kit				gs	29	G:25/Ø Joint:100		
		MT		TPE boot	20989	Boot Kit			ws				L:100/Ø1=27/Ø2=86	
		MT			23678	Boot Kit				gs			L:81/Ø1=25/Ø2=58	
		2.0 16V T.SPARK (110 kW)	01.01 -	MT		TPE boot	21150	Joint Kit			ws		27	A:25/F:25/O:51/Z
				MT			23677	Joint Kit				gs	29	G:25/Ø Joint:100
MT				TPE boot	20989	Boot Kit			ws				L:100/Ø1=27/Ø2=86	
1.9 JTD (74 kW)	06.03 -	MT			23678	Boot Kit				gs		L:81/Ø1=25/Ø2=58		
		MT			23677	Joint Kit				gs	29	G:25/Ø Joint:100		
		MT			23678	Boot Kit				gs			L:81/Ø1=25/Ø2=58	
1.9 JTD (85 kW)	04.01 -	MT			23794	Driveshaft	L					A:25/O:51		
		MT			23795	Driveshaft	R				1	L:520/A:25/O:51		
		MT			20208	Joint Kit			ws		27	A:25/F:28/O:51/Z		
		MT/AT		11.03 -	24538	Joint Kit			ws		27	A:25/F:26/O:51/Z		

		MT			21143	Boot Kit			ws			L:82/Ø1=24/Ø2=92
		MT/AT		11.03 - , TPE boot	24539	Boot Kit			ws			L:198.5/Ø1=26.8/Ø2=88
1.9 JTDM 16V (85 kW)	10.04 -	MT/AT			24538	Joint Kit			ws		27	A:25/F:26/0:51/Z
		MT/AT		TPE boot	24539	Boot Kit			ws			L:198.5/Ø1=26.8/Ø2=88
1.9 JTDM 8V (88 kW)	07.05 -	MT/AT			24538	Joint Kit			ws		27	A:25/F:26/0:51/Z
		MT/AT		TPE boot	24539	Boot Kit			ws			L:198.5/Ø1=26.8/Ø2=88
1.9 JTD 16V (93 kW)	09.03 - 09.04	MT/AT			24538	Joint Kit			ws		27	A:25/F:26/0:51/Z
		MT/AT		TPE boot	24539	Boot Kit			ws			L:198.5/Ø1=26.8/Ø2=88
1.9 JTD 16V (100 kW)	10.04 -	MT/AT			24538	Joint Kit			ws		27	A:25/F:26/0:51/Z
		MT/AT		TPE boot	24539	Boot Kit			ws			L:198.5/Ø1=26.8/Ø2=88
1.9 JTD 16V (103 kW)	11.02 -	MT		Ch.-No. - 3145308, - 5080089	23794	Driveshaft	L					A:25/0:51
		MT		Ch.-No. - 3145308, - 5080089	23795	Driveshaft	R				1	L:520/A:25/0:51
		MT			20208	Joint Kit			ws		27	A:25/F:28/0:51/Z
		MT/AT		11.03 -	24538	Joint Kit			ws		27	A:25/F:26/0:51/Z
		MT			21143	Boot Kit			ws			L:82/Ø1=24/Ø2=92
		MT/AT		11.03 - , TPE boot	24539	Boot Kit			ws			L:198.5/Ø1=26.8/Ø2=88
1.9 JTDM (110 kW)	07.05 -	MT/AT			24538	Joint Kit			ws		27	A:25/F:26/0:51/Z
		MT/AT		TPE boot	24539	Boot Kit			ws			L:198.5/Ø1=26.8/Ø2=88
<b>155 (167)</b>												
1.6 16V T.S. (88 kW)	05.96 - 01.98	MT		Ch.-No. - 166649	21232	Joint Kit			ws		27	A:25/F:25/0:52/X
		MT	x	Ch.-No. - 166649	21233	Joint Kit			ws		27	A:25/F:25/0:52/X/ABS:44
		MT		Ch.-No. - 166649	26189	Boot Kit			ws			L:99/Ø1=23/Ø2=83
1.7 T.S. (83/85 kW)	04.93 - 04.96	MT	x		23835	Driveshaft	L/R				1	L:459.5/A:25/ABS:44
		MT	x	- 12.95	23838	Joint Kit			ws		27	A:25/F:25/0:52/X/ABS:44
		MT		- 12.95	23522	Joint Kit				gs	29	G:25/Ø Joint:100
		MT		- 12.95	23523	Boot Kit			ws			L:80/Ø1=22/Ø2=83
		MT		- 12.95	23525	Boot Kit				gs		L:82/Ø1=24/Ø2=61
1.8 T.S. (77 kW)	02.92 - 12.97	MT	x		23835	Driveshaft	L/R				1	L:459.5/A:25/ABS:44
		MT	x	- 12.95	23838	Joint Kit			ws		27	A:25/F:25/0:52/X/ABS:44
		MT		- 12.95	23522	Joint Kit				gs	29	G:25/Ø Joint:100
		MT		- 12.95	23523	Boot Kit			ws			L:80/Ø1=22/Ø2=83
		MT		- 12.95	23525	Boot Kit				gs		L:82/Ø1=24/Ø2=61
1.8 T.S. (95 kW)	02.92 - 06.93	MT	x		23835	Driveshaft	L/R				1	L:459.5/A:25/ABS:44
		MT	x		23838	Joint Kit			ws		27	A:25/F:25/0:52/X/ABS:44
		MT			23522	Joint Kit				gs	29	G:25/Ø Joint:100
		MT			23523	Boot Kit			ws			L:80/Ø1=22/Ø2=83
		MT			23525	Boot Kit				gs		L:82/Ø1=24/Ø2=61
1.8 T.S. Sport (93 kW)	01.92 - 12.96	MT	x		23835	Driveshaft	L/R				1	L:459.5/A:25/ABS:44
		MT	x	- 12.95	23838	Joint Kit			ws		27	A:25/F:25/0:52/X/ABS:44
		MT		- 12.95	23522	Joint Kit				gs	29	G:25/Ø Joint:100
		MT		- 12.95	23523	Boot Kit			ws			L:80/Ø1=22/Ø2=83
		MT		- 12.95	23525	Boot Kit				gs		L:82/Ø1=24/Ø2=61
1.9 TD (66 kW)	04.93 - 12.97	MT	x		21331	Driveshaft	L/R				1	L:478.5/A:25/ABS:44
		MT	x	- 12.95	23838	Joint Kit			ws		27	A:25/F:25/0:52/X/ABS:44
		MT		- 12.95	23522	Joint Kit				gs	29	G:25/Ø Joint:100
		MT		- 12.95	23523	Boot Kit			ws			L:80/Ø1=22/Ø2=83
		MT		- 12.95	23525	Boot Kit				gs		L:82/Ø1=24/Ø2=61
2.0 16V Turbo Q4 (137/140 kW)	01.92 - 12.97	MT	x		23839	Joint Kit		F	ws		27	A:25/F:28/0:59/Z/ABS:44
		MT			23522	Joint Kit		F		gs	29	G:25/Ø Joint:100
		MT			26088	Boot Kit		F	ws			L:82/Ø1=24/Ø2=92
		MT			23525	Boot Kit		F		gs		L:82/Ø1=24/Ø2=61

		Transm.	with ABS Ring		Part-No.	Description	L Left R Right	F Front R Rear	Wheel Side	Gear Box Side	Pic. No.	Technical Specification  Further details on page I
		MT Manual AT Autom.										

( ALFA ROMEO )

( ALFA ROMEO )

155 (167)													
2.0 T.S. (104/106 kW)	02.92 - 02.95	MT	x		23835	Driveshaft	L/R				1	L:459.5/A:25/ABS:44	
		MT	x		23838	Joint Kit			ws		27	A:25/F:25/O:52/X/ABS:44	
		MT			23522	Joint Kit					gs	29	G:25/Ø Joint:100
		MT			23523	Boot Kit			ws				L:80/Ø1=22/Ø2=83
		MT			23525	Boot Kit					gs		L:82/Ø1=24/Ø2=61
2.0 T.S. 16V (110 kW)	03.95 - 12.97	MT	x		23835	Driveshaft	L/R				1	L:459.5/A:25/ABS:44	
		MT	x	- 12.95	23838	Joint Kit			ws		27	A:25/F:25/O:52/X/ABS:44	
		MT		- 12.95	23522	Joint Kit					gs	29	G:25/Ø Joint:100
		MT		- 12.95	23523	Boot Kit			ws				L:80/Ø1=22/Ø2=83
		MT		- 12.95	23525	Boot Kit					gs		L:82/Ø1=24/Ø2=61
2.5 TD (92 kW)	04.93 - 12.97	MT			23843	Driveshaft	L/R				1	L:499.5/A:25	
		MT	x		23842	Driveshaft	L/R				1	L:499.5/A:25/ABS:44	
		MT		- 12.95	23844	Joint Kit			ws		27	A:25/F:28/O:59/Z	
		MT	x	- 12.95	23839	Joint Kit			ws		27	A:25/F:28/O:59/Z/ABS:44	
		MT		- 12.95	23845	Joint Kit					gs	29	G:28
		MT		- 12.95	26088	Boot Kit			ws				L:82/Ø1=24/Ø2=92
2.5 V6 (120/121 kW)	02.92 - 12.97	MT	x		23836	Driveshaft	L/R				1	L:503.5/A:25/ABS:44	
		MT	x		23839	Joint Kit			ws		27	A:25/F:28/O:59/Z/ABS:44	
		MT			23522	Joint Kit					gs	29	G:25/Ø Joint:100
		MT			26088	Boot Kit			ws				L:82/Ø1=24/Ø2=92
		MT		- 12.95	23525	Boot Kit					gs		L:82/Ø1=24/Ø2=61
156 (932)													
1.6 16V T.SPARK (88 kW)	09.97 - 09.05	MT		TPE boot	21151	Joint Kit			ws		27	A:25/F:25/O:59/Z	
		MT		TPE boot	20989	Boot Kit			ws			L:100/Ø1=27/Ø2=86	
1.8 16V T.SPARK (106 kW)	09.97 - 10.00	MT		TPE boot	21151	Joint Kit			ws		27	A:25/F:25/O:59/Z	
		MT		TPE boot	20989	Boot Kit			ws			L:100/Ø1=27/Ø2=86	
1.9 JTD (77 kW)	09.97 - 10.00	MT			21576	Driveshaft	L				1	L:535/A:25	
		MT			21577	Driveshaft	R				1	L:530/A:25	
		MT			21154	Joint Kit			ws		27	A:25/F:28/O:59/Z	
		MT			21143	Boot Kit			ws			L:82/Ø1=24/Ø2=92	
1.9 JTD (81 kW)	10.00 - 05.01	MT			21576	Driveshaft	L				1	L:535/A:25	
		MT			21577	Driveshaft	R				1	L:530/A:25	
		MT			21154	Joint Kit			ws		27	A:25/F:28/O:59/Z	
		MT			21143	Boot Kit			ws			L:82/Ø1=24/Ø2=92	
1.9 JTD (85 kW)	05.01 - 09.05	MT		VET-No. - 0525923	21576	Driveshaft	L				1	L:535/A:25	
		MT		VET-No. 0525924 -	21578	Driveshaft	L				26	L:520/A:25/Ø Tripodroller:43	
		MT		VET-No. - 0525923	21577	Driveshaft	R				1	L:530/A:25	
		MT		VET-No. 0525924 -	21579	Driveshaft	R				26	L:530/A:25/Ø Tripodroller:43	
		MT		VET-No. - 0525923	21154	Joint Kit			ws		27	A:25/F:28/O:59/Z	
		MT		VET-No. - 0525923	21143	Boot Kit			ws				L:82/Ø1=24/Ø2=92

1.9 JTD 16V (103 kW)	11.02 - 09.05	MT		VET-No. 0525924 -	<b>21578</b>	Driveshaft	L				26	L:520/A:25/Ø Tripodroller:43
		MT		VET-No. 0525924 -	<b>21579</b>	Driveshaft	R				26	L:530/A:25/Ø Tripodroller:43
2.0 16V T.SPARK (110 kW)	10.00 - 03.02	MT		TPE boot	<b>22978</b>	Boot Kit			ws			L:99/Ø1=27.5/Ø2=86
		MT			<b>23191</b>	Boot Kit				gs		L:80/Ø1=24/Ø2=60
2.0 16V T.SPARK (114 kW)	09.97 - 10.00	MT		TPE boot	<b>21151</b>	Joint Kit			ws		27	A:25/F:25/O:59/Z
		MT		TPE boot	<b>20989</b>	Boot Kit			ws			L:100/Ø1=27/Ø2=86
2.0 JTS (122 kW)	03.02 - 09.05	MT		TPE boot	<b>22978</b>	Boot Kit			ws			L:99/Ø1=27.5/Ø2=86
		MT			<b>23191</b>	Boot Kit				gs		L:80/Ø1=24/Ø2=60
2.4 JTD (100 kW)	09.97 - 10.00	MT			<b>21154</b>	Joint Kit			ws		27	A:25/F:28/O:59/Z
		MT			<b>21143</b>	Boot Kit			ws			L:82/Ø1=24/Ø2=92
2.4 JTD (103 kW)	10.00 - 09.05	MT			<b>23170</b>	Boot Kit			ws			L:82/Ø1=24/Ø2=91
		MT			<b>23172</b>	Boot Kit				gs		L:70/Ø1=25/Ø2=57
2.4 JTD (110 kW)	03.02 - 09.05	MT			<b>23170</b>	Boot Kit			ws			L:82/Ø1=24/Ø2=91
		MT			<b>23172</b>	Boot Kit				gs		L:70/Ø1=25/Ø2=57
2.5 V6 24V (140 kW)	09.97 - 10.00	MT			<b>21154</b>	Joint Kit			ws		27	A:25/F:28/O:59/Z
		MT			<b>21143</b>	Boot Kit			ws			L:82/Ø1=24/Ø2=92
<b>164 (164)</b>												
2.0 (102 kW)	06.87 - 09.98	MT		Ch.-No. - T 610 4158	<b>23519</b>	Joint Kit			ws		27	A:25/F:25
		MT		Ch.-No. T 610 4159 -	<b>23825</b>	Joint Kit			ws		27	A:25/F:25/O:52/X
		MT	x	Ch.-No. - T 610 4158	<b>23520</b>	Joint Kit			ws		27	A:25/F:25/X/ABS:90
		MT			<b>23522</b>	Joint Kit				gs	29	G:25/Ø Joint:100
		MT			<b>23523</b>	Boot Kit			ws			L:80/Ø1=22/Ø2=83
		MT			<b>23525</b>	Boot Kit				gs		L:82/Ø1=24/Ø2=61
2.0 T.S. (105/109 kW)	06.87 - 09.92	MT		Ch.-No. - T 610 4158	<b>23519</b>	Joint Kit			ws		27	A:25/F:25
		MT		Ch.-No. T 610 4159 -	<b>23825</b>	Joint Kit			ws		27	A:25/F:25/O:52/X
		MT	x	Ch.-No. - T 610 4158	<b>23520</b>	Joint Kit			ws		27	A:25/F:25/X/ABS:90
		MT			<b>23522</b>	Joint Kit				gs	29	G:25/Ø Joint:100
		MT			<b>23523</b>	Boot Kit			ws			L:80/Ø1=22/Ø2=83
		MT			<b>23525</b>	Boot Kit				gs		L:82/Ø1=24/Ø2=61
2.0 T.S. (106 kW)	09.92 - 09.98	MT	x		<b>23827</b>	Driveshaft	L/R				1	L:518.5/A:25/ABS:44
		MT	x		<b>23830</b>	Joint Kit			ws		27	A:25/F:25/O:52/X/ABS:44
		MT			<b>23522</b>	Joint Kit				gs	29	G:25/Ø Joint:100
		MT			<b>23523</b>	Boot Kit			ws			L:80/Ø1=22/Ø2=83
		MT			<b>23525</b>	Boot Kit				gs		L:82/Ø1=24/Ø2=61
2.0 Turbo (128 kW)	10.87 - 09.98	MT		Ch.-No. - T 610 4158	<b>23519</b>	Joint Kit			ws		27	A:25/F:25
		MT		Ch.-No. T 610 4159 -	<b>23825</b>	Joint Kit			ws		27	A:25/F:25/O:52/X
		MT	x	Ch.-No. - T 610 4158	<b>23520</b>	Joint Kit			ws		27	A:25/F:25/X/ABS:90
		MT			<b>23522</b>	Joint Kit				gs	29	G:25/Ø Joint:100
		MT			<b>23523</b>	Boot Kit			ws			L:80/Ø1=22/Ø2=83
		MT			<b>23525</b>	Boot Kit				gs		L:82/Ø1=24/Ø2=61
2.0 V6 Turbo (148/150 kW)	03.91 - 09.98	MT	x		<b>23828</b>	Driveshaft	L/R				1	L:516.5/A:27/ABS:44
		MT	x		<b>23831</b>	Joint Kit			ws		27	A:27/F:28/ABS:44
		MT			<b>23521</b>	Joint Kit				gs	29	G:28/Ø Joint:108
		MT			<b>26088</b>	Boot Kit			ws			L:82/Ø1=24/Ø2=92
		MT			<b>23526</b>	Boot Kit				gs		L:124/Ø1=24/Ø2=108/with cap
2.5 TD (84 kW)	06.87 - 09.92	MT			<b>23535</b>	Driveshaft	L/R				1	L:510.5/A:27
		MT	x	Ch.-No. - T6103325	<b>23518</b>	Joint Kit			ws		27	A:27/F:28/ABS:90
		MT			<b>23521</b>	Joint Kit				gs	29	G:28/Ø Joint:108
		MT			<b>26088</b>	Boot Kit			ws			L:82/Ø1=24/Ø2=92
		MT			<b>23526</b>	Boot Kit				gs		L:124/Ø1=24/Ø2=108/with cap
2.5 TD (92 kW)	09.92 - 09.98	MT	x		<b>23828</b>	Driveshaft	L				1	L:516.5/A:27/ABS:44

		Transm.	with ABS Ring		Part-No.	Description	L	F	Wheel Side	Gear Box Side	Pic. No.	Technical Specification  Further details on page I
		MT Manual AT Autom.					Left R Right	Front R Rear				




## ( ALFA ROMEO )

## ( ALFA ROMEO )

<b>164 (164)</b>													
2.5 TD (92 kW)	09.92 - 09.98	MT/AT	x		<b>23828</b>	Driveshaft	R				1	L:516.5/A:27/ABS:44	
		MT/AT	x		<b>23831</b>	Joint Kit			ws		27	A:27/F:28/ABS:44	
		MT/AT			<b>23521</b>	Joint Kit					gs	29	G:28/Ø Joint:108
		MT/AT			<b>26088</b>	Boot Kit			ws				L:82/Ø1=24/Ø2=92
		MT/AT			<b>23526</b>	Boot Kit					gs		L:124/Ø1=24/Ø2=108/with cap
3.0 24V Q4 (170 kW)	02.94 - 09.98	MT	x		<b>23828</b>	Driveshaft	L/R	F			1	L:516.5/A:27/ABS:44	
		MT	x		<b>23831</b>	Joint Kit		F	ws		27	A:27/F:28/ABS:44	
		MT			<b>23521</b>	Joint Kit		F			gs	29	G:28/Ø Joint:108
		MT			<b>26088</b>	Boot Kit		F	ws				L:82/Ø1=24/Ø2=92
		MT			<b>23526</b>	Boot Kit		F			gs		L:124/Ø1=24/Ø2=108/with cap
3.0 V6 (135/141 kW)	06.87 - 09.92	MT			<b>23535</b>	Driveshaft	L/R				1	L:510.5/A:27	
		AT			<b>23824</b>	Driveshaft	L				1	L:449/A:27	
		AT			<b>23535</b>	Driveshaft	R				1	L:510.5/A:27	
		MT	x	Ch.-No. - T6103325	<b>23518</b>	Joint Kit			ws			27	A:27/F:28/ABS:90
		MT/AT			<b>23521</b>	Joint Kit					gs	29	G:28/Ø Joint:108
		MT/AT			<b>26088</b>	Boot Kit			ws				L:82/Ø1=24/Ø2=92
3.0 V6 (132 kW)	09.92 - 09.98	MT			<b>23828</b>	Driveshaft	L				1	L:516.5/A:27/ABS:44	
		MT/AT			<b>23828</b>	Driveshaft	R				1	L:516.5/A:27/ABS:44	
		MT/AT			<b>23831</b>	Joint Kit			ws			27	A:27/F:28/ABS:44
		MT/AT			<b>23521</b>	Joint Kit					gs	29	G:28/Ø Joint:108
		MT/AT			<b>26088</b>	Boot Kit			ws				L:82/Ø1=24/Ø2=92
		MT/AT			<b>23526</b>	Boot Kit					gs		L:124/Ø1=24/Ø2=108/with cap
<b>166 (936)</b>													
2.0 T.Spark (114 kW)	09.98 - 10.00	MT		TPE boot	<b>20989</b>	Boot Kit			ws			L:100/Ø1=27/Ø2=86	
2.0 V6 (151 kW)	09.98 -	MT/AT			<b>21152</b>	Joint Kit			ws		27	A:27/F:28/O:59/Z	
		MT/AT			<b>21141</b>	Boot Kit			ws			L:92/Ø1=24/Ø2=86	
2.4 JTD (100 kW)	09.98 - 10.00	MT			<b>21152</b>	Joint Kit			ws		27	A:27/F:28/O:59/Z	
		MT			<b>21141</b>	Boot Kit			ws			L:92/Ø1=24/Ø2=86	
2.4 JTD (110 kW)	04.02 -	MT			<b>22979</b>	Boot Kit			ws			L:84/Ø1=25/Ø2=88	
2.5 V6 24V (140 kW)	09.98 - 10.00	MT/AT			<b>21152</b>	Joint Kit			ws		27	A:27/F:28/O:59/Z	
		MT/AT			<b>21141</b>	Boot Kit			ws			L:92/Ø1=24/Ø2=86	
3.0 V6 24V (166 kW)	09.98 - 10.00	MT/AT			<b>21152</b>	Joint Kit			ws		27	A:27/F:28/O:59/Z	
		MT/AT			<b>21141</b>	Boot Kit			ws			L:92/Ø1=24/Ø2=86	
<b>1750-2000</b>													
1750 (83 kW)	03.68 - 10.72	MT			<b>26086</b>	Boot Kit			ws	gs		L:77/Ø1=20/Ø2=52	
2000 (97 kW)	10.71 - 12.83	MT			<b>26086</b>	Boot Kit			ws	gs		L:77/Ø1=20/Ø2=52	
<b>ALFASUD (901)</b>													
1.2 (46 kW)	06.72 - 09.84	MT			<b>20022</b>	Joint Kit			ws			A:23/F:22	
		MT			<b>26002</b>	Boot Kit			ws			L:84/Ø1=20/Ø2=76	



		MT			26045	Boot Kit			gs		L:79/Ø1=24/Ø2=52
1.2 ti (50 kW)	11.73 - 09.84	MT			20022	Joint Kit		ws			A:23/F:22
		MT			26002	Boot Kit		ws			L:84/Ø1=20/Ø2=76
		MT			26045	Boot Kit		gs			L:79/Ø1=24/Ø2=52
1.3 (50 kW)	01.72 - 02.80	MT			20022	Joint Kit		ws			A:23/F:22
		MT			26002	Boot Kit		ws			L:84/Ø1=20/Ø2=76
		MT			26045	Boot Kit		gs			L:79/Ø1=24/Ø2=52
1.3 SC/ti Super (55 kW)	09.77 - 09.84	MT			20022	Joint Kit		ws			A:23/F:22
		MT			26002	Boot Kit		ws			L:84/Ø1=20/Ø2=76
		MT			26045	Boot Kit		gs			L:79/Ø1=24/Ø2=52
1.3 Super (51 kW)	01.79 - 09.84	MT			20022	Joint Kit		ws			A:23/F:22
		MT			26002	Boot Kit		ws			L:84/Ø1=20/Ø2=76
		MT			26045	Boot Kit		gs			L:79/Ø1=24/Ø2=52
1.3 ti (55 kW)	09.77 - 09.84	MT			20022	Joint Kit		ws			A:23/F:22
		MT			26002	Boot Kit		ws			L:84/Ø1=20/Ø2=76
		MT			26045	Boot Kit		gs			L:79/Ø1=24/Ø2=52
1.3 ti (63 kW)	03.80 - 12.84	MT			26035	Boot Kit		ws			L:77/Ø1=18/Ø2=84
		MT			26045	Boot Kit		gs			L:79/Ø1=24/Ø2=52
1.5	01.72 - 12.78	MT			20022	Joint Kit		ws			A:23/F:22
		MT			26002	Boot Kit		ws			L:84/Ø1=20/Ø2=76
		MT			26045	Boot Kit		gs			L:79/Ø1=24/Ø2=52
1.5 ti (61/70 kW)	01.79 - 12.84	MT			20022	Joint Kit		ws			A:23/F:22
		MT			26002	Boot Kit		ws			L:84/Ø1=20/Ø2=76
		MT			26045	Boot Kit		gs			L:79/Ø1=24/Ø2=52
1.5 ti Sprint (77 kW)	01.83 - 12.84	MT			26035	Boot Kit		ws			L:77/Ø1=18/Ø2=84
		MT			26045	Boot Kit		gs			L:79/Ø1=24/Ø2=52
<b>ALFASUD GIARDINETTA (904)</b>											
1.2 / 1.3 (46-51 kW)	01.78 - 12.81	MT			20022	Joint Kit		ws			A:23/F:22
		MT			26002	Boot Kit		ws			L:84/Ø1=20/Ø2=76
		MT			26045	Boot Kit		gs			L:79/Ø1=24/Ø2=52
<b>ALFASUD SPRINT (902.A)</b>											
1.4 (63 kW)	07.79 - 12.89	MT			26035	Boot Kit		ws			L:77/Ø1=18/Ø2=84
		MT			26045	Boot Kit		gs			L:79/Ø1=24/Ø2=52
1.5 (77 kW)	01.83 - 12.87	MT			26035	Boot Kit		ws			L:77/Ø1=18/Ø2=84
		MT			26045	Boot Kit		gs			L:79/Ø1=24/Ø2=52
1.5 Veloce (75 kW)	01.83 - 12.87	MT			26035	Boot Kit		ws			L:77/Ø1=18/Ø2=84
		MT			26045	Boot Kit		gs			L:79/Ø1=24/Ø2=52
<b>ALFETTA (116)</b>											
1.6 (79 kW)	01.75 - 12.84	MT			26086	Boot Kit		ws	gs		L:77/Ø1=20/Ø2=52
1.8 (85/89/90 kW)	01.74 - 12.84	MT			26086	Boot Kit		ws	gs		L:77/Ø1=20/Ø2=52
2.0 (89/96 kW)	07.78 - 01.86	MT			26086	Boot Kit		ws	gs		L:77/Ø1=20/Ø2=52
2.0 Americana	01.78 - 12.84	MT			26086	Boot Kit		ws	gs		L:77/Ø1=20/Ø2=52
2.0 TD (60 kW)	10.79 - 03.83	MT			26086	Boot Kit		ws	gs		L:77/Ø1=20/Ø2=52
<b>ARNA (920)</b>											
1.2 (44/46 kW)	03.83 - 12.86	MT		Ch.-No. - 5261499	20025	Joint Kit		ws		27	A:28/F:22
		MT		Ch.-No. - 5261499	26031	Boot Kit		ws			L:84/Ø1=20/Ø2=76
		MT		Ch.-No. - 5261499	26045	Boot Kit		gs			L:79/Ø1=24/Ø2=52
1.2 (50 kW)	01.85 - 12.86	MT			20025	Joint Kit		ws		27	A:28/F:22
		MT			26031	Boot Kit		ws			L:84/Ø1=20/Ø2=76

		Transm. <b>MT</b> Manual <b>AT</b> Autom.	with ABS Ring		<b>Part-No.</b>	<b>Description</b>	<b>L</b> Left <b>R</b> Right	<b>F</b> Front <b>R</b> Rear	<b>Wheel</b> <b>Side</b>	<b>Gear</b> <b>Box</b> <b>Side</b>	<b>Pic.</b> <b>No.</b>	<b>Technical Specification</b>  Further details on page I
---	---	---	---------------------	--	-----------------	--------------------	---------------------------------------	---------------------------------------	-----------------------------	--	---------------------------	---

**( ALFA ROMEO )****( ALFA ROMEO )**

<b>ARNA (920)</b>												
1.2 (50 kW)	01.85 - 12.86	MT			<b>26045</b>	Boot Kit				gs		L:79/Ø1=24/Ø2=52
1.3 (58 kW)	01.85 - 12.86	MT		Ch.-No. - 5261499	<b>20025</b>	Joint Kit			ws		27	A:28/F:22
		MT		Ch.-No. - 5261499	<b>26031</b>	Boot Kit			ws			L:84/Ø1=20/Ø2=76
		MT		Ch.-No. - 5261499	<b>26045</b>	Boot Kit				gs		L:79/Ø1=24/Ø2=52
1.3 TI (63 kW)	03.83 - 12.86	MT			<b>20026</b>	Joint Kit			ws		27	A:28/F:24/O:55/Z
		MT			<b>26159</b>	Boot Kit			ws			L:77/Ø1=18/Ø2=84
		MT			<b>26045</b>	Boot Kit				gs		L:79/Ø1=24/Ø2=52
<b>GIULIETTA (116)</b>												
1.3 (66 kW)	10.77 - 06.83	MT			<b>26086</b>	Boot Kit			ws	gs		L:77/Ø1=20/Ø2=52
1.6 (79 kW)	10.77 - 04.85	MT			<b>26086</b>	Boot Kit			ws	gs		L:77/Ø1=20/Ø2=52
1.8 (90 kW)	04.79 - 04.85	MT			<b>26086</b>	Boot Kit			ws	gs		L:77/Ø1=20/Ø2=52
2.0 (96 kW)	06.80 - 04.85	MT			<b>26086</b>	Boot Kit			ws	gs		L:77/Ø1=20/Ø2=52
2.0 TD (61 kW)	01.83 - 12.85	MT			<b>26086</b>	Boot Kit			ws	gs		L:77/Ø1=20/Ø2=52
<b>GT</b>												
1.9 JTD (110 kW)	11.03 -	MT/AT			<b>24538</b>	Joint Kit			ws		27	A:25/F:26/O:51/Z
		MT/AT		TPE boot	<b>24539</b>	Boot Kit			ws			L:198.5/Ø1=26.8/Ø2=88
<b>GTV (116)</b>												
2.0 (96 kW)	07.78 - 01.86	MT			<b>26086</b>	Boot Kit			ws	gs		L:77/Ø1=20/Ø2=52
2.0 (94 kW)	01.85 - 12.85	MT			<b>26086</b>	Boot Kit			ws	gs		L:77/Ø1=20/Ø2=52
6 2.5 (116 kW)	11.80 - 02.87	MT			<b>20021</b>	Joint Kit			ws	gs	29	G:28
		MT			<b>26113</b>	Boot Kit			ws	gs		L:78/Ø1=22/Ø2=57
<b>GTV (916C_)</b>												
2.0 T.SPARK 16V (110 kW)	06.95 -	MT	x		<b>21331</b>	Driveshaft	L/R				1	L:478.5/A:25/ABS:44
		MT		- 12.95	<b>21241</b>	Joint Kit				gs	29	
		MT		- 12.95	<b>23523</b>	Boot Kit			ws			L:80/Ø1=22/Ø2=83
		MT		- 12.95	<b>26207</b>	Boot Kit				gs		L:82/Ø1=24/Ø2=61
2.0 V6 Turbo (148 kW)	06.95 -	MT	x		<b>23839</b>	Joint Kit			ws		27	A:25/F:28/O:59/Z/ABS:44
		MT			<b>23845</b>	Joint Kit				gs	29	G:28
		MT			<b>26088</b>	Boot Kit			ws			L:82/Ø1=24/Ø2=92
		MT			<b>26258</b>	Boot Kit				gs		L:124/Ø1=24/Ø2=108/with cap
3.0 V6 24V (162 kW)	10.96 - 10.00	MT	x		<b>23839</b>	Joint Kit			ws		27	A:25/F:28/O:59/Z/ABS:44
		MT			<b>23845</b>	Joint Kit				gs	29	G:28
		MT			<b>26088</b>	Boot Kit			ws			L:82/Ø1=24/Ø2=92
		MT			<b>26258</b>	Boot Kit				gs		L:124/Ø1=24/Ø2=108/with cap
<b>SPIDER (916S_)</b>												
2.0 T.SPARK 16V (110 kW)	06.95 - 04.05	MT	x		<b>21331</b>	Driveshaft	L/R				1	L:478.5/A:25/ABS:44
		MT		- 12.95	<b>21241</b>	Joint Kit				gs	29	
		MT		- 12.95	<b>23523</b>	Boot Kit			ws			L:80/Ø1=22/Ø2=83
		MT		- 12.95	<b>26207</b>	Boot Kit				gs		L:82/Ø1=24/Ø2=61

2.0 V6 Turbo (148 kW)	05.98 - 04.05	MT	x		23839	Joint Kit			ws	gs	27	A:25/F:28/O:59/Z/ABS:44
		MT			23845	Joint Kit					29	G:28
		MT			26088	Boot Kit						L:82/Ø1=24/Ø2=92
		MT			26258	Boot Kit						L:124/Ø1=24/Ø2=108/with cap
3.0 V6 (141 kW)	06.95 - 04.05	MT	x		23839	Joint Kit			ws	gs	27	A:25/F:28/O:59/Z/ABS:44
		MT			23845	Joint Kit					29	G:28
		MT			26088	Boot Kit						L:82/Ø1=24/Ø2=92
		MT			26258	Boot Kit						L:124/Ø1=24/Ø2=108/with cap

**AUDI**
**AUDI**

<b>50 (86)</b>													
1.1 (37/44 kW)	08.74 - 07.78	MT			22471	Driveshaft	L				1	L:476/A:20	
		MT			22472	Driveshaft	R				1	L:727/A:20	
		MT			20285	Joint Kit					27	A:20/F:25	
		MT			20286	Joint Kit					29	G:33	
		MT			26022	Boot Kit						L:95/Ø1=17/Ø2=70	
		MT			26082	Boot Kit						L:92/Ø1=16/Ø2=89/with cap	
1.3 (43/44 kW)	01.77 - 07.78	MT			22471	Driveshaft	L				1	L:476/A:20	
		MT			22472	Driveshaft	R				1	L:727/A:20	
		MT			20285	Joint Kit					27	A:20/F:25	
		MT			20286	Joint Kit					29	G:33	
		MT			26022	Boot Kit						L:95/Ø1=17/Ø2=70	
		MT			26082	Boot Kit						L:92/Ø1=16/Ø2=89/with cap	
<b>80 (80, 82, B1)</b>													
1.3 (40/44 kW)	05.72 - 07.78	MT			20257	Joint Kit				ws	gs	27	A:22/F:30/Z
		MT			20258	Joint Kit						29	G:33/Ø Joint:94.1
		MT			20414	Joint						37	G:33/Ø Joint:94.1
		MT			26005	Boot Kit							L:84/Ø1=20/Ø2=76
		MT			26062	Boot Kit							L:100/Ø1=21/Ø2=94/with cap
1.5 (55/63 kW)	05.72 - 08.75	MT			20257	Joint Kit				ws	gs	27	A:22/F:30/Z
		MT			20258	Joint Kit						29	G:33/Ø Joint:94.1
		MT			20414	Joint						37	G:33/Ø Joint:94.1
		MT			26005	Boot Kit							L:84/Ø1=20/Ø2=76
		MT			26062	Boot Kit							L:100/Ø1=21/Ø2=94/with cap
1.6 (55/63 kW)	09.75 - 07.78	MT/AT			20257	Joint Kit				ws	gs	27	A:22/F:30/Z
		MT/AT			20258	Joint Kit						29	G:33/Ø Joint:94.1
		MT/AT			20414	Joint						37	G:33/Ø Joint:94.1
		MT/AT			26005	Boot Kit							L:84/Ø1=20/Ø2=76
		MT/AT			26062	Boot Kit							L:100/Ø1=21/Ø2=94/with cap
1.6 GT (74 kW)	09.73 - 07.76	MT/AT			20257	Joint Kit				ws	gs	27	A:22/F:30/Z
		MT/AT			20258	Joint Kit						29	G:33/Ø Joint:94.1
		MT/AT			20414	Joint						37	G:33/Ø Joint:94.1
		MT/AT			26005	Boot Kit							L:84/Ø1=20/Ø2=76
		MT/AT			26062	Boot Kit							L:100/Ø1=21/Ø2=94/with cap
1.6 GTE (81 kW)	01.76 - 07.78	MT/AT			20257	Joint Kit				ws	gs	27	A:22/F:30/Z
		MT/AT			20258	Joint Kit						29	G:33/Ø Joint:94.1
		MT/AT			20414	Joint						37	G:33/Ø Joint:94.1
		MT/AT			26005	Boot Kit							L:84/Ø1=20/Ø2=76
		MT/AT			26062	Boot Kit							L:100/Ø1=21/Ø2=94/with cap




		Transm.	with ABS Ring		Part-No.	Description	L Left R Right	F Front R Rear	Wheel Side	Gear Box Side	Pic. No.	Technical Specification  Further details on page I
		MT Manual AT Autom.										

( AUDI )

( AUDI )

80 (81, 85, B2)													
1.3 (40/44 kW)	09.78 - 07.86	MT			20259	Driveshaft	L/R				1	L:625/A:22	
		MT		Ch.-No. - 81-B-020000	20257	Joint Kit			ws		27	A:22/F:30/Z	
		MT		Ch.-No. 81-B-020001 -	20260	Joint Kit			ws		27	A:22/F:30/X	
		MT			20258	Joint Kit				gs	29	G:33/Ø Joint:94.1	
		MT		Ch.-No. 81-B-020001 -	22773	Joint			ws		34	A:22/F:30/X	
		MT			20414	Joint				gs	37	G:33/Ø Joint:94.1	
		MT			26005	Boot Kit			ws				L:84/Ø1=20/Ø2=76
		MT			26062	Boot Kit				gs		L:100/Ø1=21/Ø2=94/with cap	
1.6 (51 kW)	08.78 - 07.81	MT			20259	Driveshaft	L/R				1	L:625/A:22	
		MT		Ch.-No. - 81-B-020000	20257	Joint Kit			ws		27	A:22/F:30/Z	
		MT		Ch.-No. 81-B-020001 -	20260	Joint Kit			ws		27	A:22/F:30/X	
		AT			20260	Joint Kit			ws		27	A:22/F:30/X	
		MT/AT			20258	Joint Kit				gs	29	G:33/Ø Joint:94.1	
		MT		Ch.-No. 81-B-020001 -	22773	Joint			ws		34	A:22/F:30/X	
		AT			22773	Joint			ws		34	A:22/F:30/X	
MT/AT			20414	Joint				gs	37	G:33/Ø Joint:94.1			
		MT/AT			26005	Boot Kit		ws				L:84/Ø1=20/Ø2=76	
		MT/AT			26062	Boot Kit				gs		L:100/Ø1=21/Ø2=94/with cap	
1.6 (54 kW)	02.86 - 07.86	MT			20259	Driveshaft	L/R				1	L:625/A:22	
		MT/AT			20260	Joint Kit			ws		27	A:22/F:30/X	
		MT/AT			20258	Joint Kit				gs	29	G:33/Ø Joint:94.1	
		MT/AT			22773	Joint			ws		34	A:22/F:30/X	
		MT/AT			20414	Joint				gs	37	G:33/Ø Joint:94.1	
		MT/AT			26005	Boot Kit			ws				L:84/Ø1=20/Ø2=76
		MT/AT			26062	Boot Kit					gs		L:100/Ø1=21/Ø2=94/with cap
1.6 (55/63 kW)	08.78 - 07.86	MT			20259	Driveshaft	L/R				1	L:625/A:22	
		MT		Ch.-No. - 81-B-020000	20257	Joint Kit			ws		27	A:22/F:30/Z	
		MT		Ch.-No. 81-B-020001 -	20260	Joint Kit			ws		27	A:22/F:30/X	
		AT			20260	Joint Kit			ws		27	A:22/F:30/X	
		MT/AT			20258	Joint Kit				gs	29	G:33/Ø Joint:94.1	
		MT		Ch.-No. 81-B-020001 -	22773	Joint			ws		34	A:22/F:30/X	
		AT			22773	Joint			ws		34	A:22/F:30/X	
MT/AT			20414	Joint				gs	37	G:33/Ø Joint:94.1			
		MT/AT			26005	Boot Kit		ws				L:84/Ø1=20/Ø2=76	
		MT/AT			26062	Boot Kit				gs		L:100/Ø1=21/Ø2=94/with cap	
1.6 D (40 kW)	08.80 - 08.86	MT			20259	Driveshaft	L/R				1	L:625/A:22	
		MT/AT		Ch.-No. - 81-B-020000	20257	Joint Kit			ws		27	A:22/F:30/Z	
		MT/AT		Ch.-No. 81-B-299000 -	20260	Joint Kit			ws		27	A:22/F:30/X	
		MT/AT			20258	Joint Kit				gs	29	G:33/Ø Joint:94.1	
		MT/AT		Ch.-No. 81-B-299000 -	22773	Joint			ws		34	A:22/F:30/X	
		MT/AT			20414	Joint				gs		G:33/Ø Joint:94.1	

		MT/AT			26005	Boot Kit			ws			L:84/Ø1=20/Ø2=76
		MT/AT			26062	Boot Kit				gs		L:100/Ø1=21/Ø2=94/with cap
1.6 GLE (81 kW)	01.79 - 12.86	MT			20259	Driveshaft	L/R				1	L:625/A:22
		MT			20257	Joint Kit			ws		27	A:22/F:30/Z
		MT			20258	Joint Kit				gs	29	G:33/Ø Joint:94.1
		MT			20414	Joint				gs	37	G:33/Ø Joint:94.1
		MT			26005	Boot Kit			ws			L:84/Ø1=20/Ø2=76
		MT			26062	Boot Kit				gs		L:100/Ø1=21/Ø2=94/with cap
1.6 TD (51 kW)	08.81 - 05.86	MT			20259	Driveshaft	L/R				1	L:625/A:22
		MT/AT			20260	Joint Kit			ws		27	A:22/F:30/X
		MT/AT			20258	Joint Kit				gs	29	G:33/Ø Joint:94.1
		MT/AT			22773	Joint			ws		34	A:22/F:30/X
		MT/AT			20414	Joint				gs	37	G:33/Ø Joint:94.1
		MT/AT			26005	Boot Kit			ws			L:84/Ø1=20/Ø2=76
		MT/AT			26062	Boot Kit				gs		L:100/Ø1=21/Ø2=94/with cap
1.8 (65/66/68 kW)	01.83 - 07.86	MT		Ch.-No. 81-D-079 180 - 81-H-299 000	20259	Driveshaft	L/R				1	L:625/A:22
		MT/AT		Ch.-No. 81-D-079 180 - 81-H-299 000	20260	Joint Kit			ws		27	A:22/F:30/X
		MT/AT		Ch.-No. 81-D-079 180 - 81-H-299 000	20258	Joint Kit				gs	29	G:33/Ø Joint:94.1
		MT/AT		Ch.-No. 81-D-079 180 - 81-H-299 000	22773	Joint			ws		34	A:22/F:30/X
		MT/AT		Ch.-No. 81-D-079 180 - 81-H-299 000	20414	Joint				gs	37	G:33/Ø Joint:94.1
		MT/AT		Ch.-No. 81-D-079 180 - 81-H-299 000	26005	Boot Kit			ws			L:84/Ø1=20/Ø2=76
		MT/AT		Ch.-No. 81-D-079 180 - 81-H-299 000	26062	Boot Kit				gs		L:100/Ø1=21/Ø2=94/with cap
1.8 CC quattro (85Q) (66 kW)	08.84 - 08.86	MT			22473	Driveshaft	L F				1	L:641/A:22
		MT	x		20242	Driveshaft	L F				1	L:641/A:22/ABS:96
		MT	x	04.85 -, Ch.-No. - 89-J-350000	22402	Driveshaft	R R				1	L:655.5/A:26/ABS:96
		MT			22458	Joint Kit	F	ws			27	A:22/F:30/X
		MT		04.85 -, Ch.-No. - 89-J-350000	20271	Joint Kit	R	ws			27	A:26/F:25
		MT	x	04.85 -, Ch.-No. - 89-J-350000	20276	Joint Kit	R	ws			27	A:26/F:25/0:56.5/Z/ABS:96
		MT			22545	Joint Kit	F		gs		29	G:33
		MT		- 03.85	20273	Joint Kit	R		gs		29	G:28
		MT		04.85 -, Ch.-No. - 89-J-350000	20272	Joint Kit	R		gs		29	G:33
		MT			26037	Boot Kit	F	ws				L:83/Ø1=22/Ø2=84
		MT		- 03.85	26041	Boot Kit	R	ws				L:83/Ø1=24/Ø2=92
		MT		04.85 -, Ch.-No. - 89-J-350000	26007	Boot Kit	R	ws				L:80/Ø1=22/Ø2=83
		MT			26103	Boot Kit	F		gs			L:118/Ø1=28/Ø2=100/with cap
		MT		- 03.85	26109	Boot Kit	R		gs			L:124/Ø1=24/Ø2=108/with cap
		MT		04.85 -, Ch.-No. - 89-J-350000	26083	Boot Kit	R		gs			L:100/Ø1=21/Ø2=94/with cap
1.8 CC quattro (85Q) (68 kW)	08.85 - 08.86	MT			22473	Driveshaft	L F				1	L:641/A:22
		MT	x		20242	Driveshaft	L F				1	L:641/A:22/ABS:96
		MT	x		22402	Driveshaft	R R				1	L:655.5/A:26/ABS:96
		MT			22458	Joint Kit	F	ws			27	A:22/F:30/X
		MT			20271	Joint Kit	R	ws			27	A:26/F:25
		MT	x		20276	Joint Kit	R	ws			27	A:26/F:25/0:56.5/Z/ABS:96
		MT			22545	Joint Kit	F		gs		29	G:33
		MT			20272	Joint Kit	R		gs		29	G:33
		MT			26037	Boot Kit	F	ws				L:83/Ø1=22/Ø2=84
		MT			26007	Boot Kit	R	ws				L:80/Ø1=22/Ø2=83
		MT			26103	Boot Kit	F		gs			L:118/Ø1=28/Ø2=100/with cap
		MT			26083	Boot Kit	R		gs			L:100/Ø1=21/Ø2=94/with cap
1.8 GTE quattro (85Q) (81 kW)	03.85 - 08.86	MT			22473	Driveshaft	L F				1	L:641/A:22
		MT	x		20242	Driveshaft	L F				1	L:641/A:22/ABS:96




		Transm.	with ABS Ring		Part-No.	Description	L	F	Wheel Side	Gear Box Side	Pic. No.	Technical Specification  Further details on page I
		MT Manual AT Autom.					Left R Right	Front R Rear				

( AUDI )

( AUDI )

<b>80 (81, 85, B2)</b>													
1.8 GTE quattro (85Q) (81 kW)	03.85 - 08.86	MT	x		<b>22402</b>	Driveshaft	R	R			1	L:655.5/A:26/ABS:96	
		MT			<b>22458</b>	Joint Kit		F	ws		27	A:22/F:30/X	
		MT			<b>20271</b>	Joint Kit		R	ws		27	A:26/F:25	
		MT	x		<b>20276</b>	Joint Kit		R	ws		27	A:26/F:25/O:56.5/Z/ABS:96	
		MT			<b>22545</b>	Joint Kit		F		gs	29	G:33	
		MT			<b>20272</b>	Joint Kit		R		gs	29	G:33	
		MT			<b>26037</b>	Boot Kit		F	ws				L:83/Ø1=22/Ø2=84
		MT			<b>26007</b>	Boot Kit		R	ws				L:80/Ø1=22/Ø2=83
		MT			<b>26103</b>	Boot Kit		F		gs			L:118/Ø1=28/Ø2=100/with cap
		MT			<b>26083</b>	Boot Kit		R		gs			L:100/Ø1=21/Ø2=94/with cap
1.8 GTE quattro (85Q) (82 kW)	08.84 - 08.86	MT			<b>22473</b>	Driveshaft	L	F			1	L:641/A:22	
		MT	x		<b>20242</b>	Driveshaft	L	F			1	L:641/A:22/ABS:96	
		MT	x	04.85 -, Ch.-No. - 89-J-350000	<b>22402</b>	Driveshaft	R	R			1	L:655.5/A:26/ABS:96	
		MT			<b>22458</b>	Joint Kit		F	ws		27	A:22/F:30/X	
		MT		04.85 -, Ch.-No. - 89-J-350000	<b>20271</b>	Joint Kit		R	ws		27	A:26/F:25	
		MT	x	04.85 -, Ch.-No. - 89-J-350000	<b>20276</b>	Joint Kit		R	ws		27	A:26/F:25/O:56.5/Z/ABS:96	
		MT			<b>22545</b>	Joint Kit		F		gs	29	G:33	
		MT		- 03.85	<b>20273</b>	Joint Kit		R		gs	29	G:28	
		MT		04.85 -, Ch.-No. - 89-J-350000	<b>20272</b>	Joint Kit		R		gs	29	G:33	
		MT			<b>26037</b>	Boot Kit		F	ws				L:83/Ø1=22/Ø2=84
		MT		- 03.85	<b>26041</b>	Boot Kit		R	ws				L:83/Ø1=24/Ø2=92
		MT		04.85 -, Ch.-No. - 89-J-350000	<b>26007</b>	Boot Kit		R	ws				L:80/Ø1=22/Ø2=83
		MT			<b>26103</b>	Boot Kit		F		gs			L:118/Ø1=28/Ø2=100/with cap
		MT		- 03.85	<b>26109</b>	Boot Kit		R		gs			L:124/Ø1=24/Ø2=108/with cap
MT		04.85 -, Ch.-No. - 89-J-350000	<b>26083</b>	Boot Kit		R		gs			L:100/Ø1=21/Ø2=94/with cap		
1.9 CD-5S (85 kW)	09.81 - 07.83	MT		Ch.-No. 81-D-077974 -	<b>22473</b>	Driveshaft	L				1	L:641/A:22	
		MT		Ch.-No. - 81-D-077973	<b>20264</b>	Driveshaft	R				1	L:593/A:22	
		MT/AT		Ch.-No. - 81-D-077973	<b>20260</b>	Joint Kit			ws		27	A:22/F:30/X	
		MT/AT		Ch.-No. 81-D-077974 -	<b>22458</b>	Joint Kit			ws		27	A:22/F:30/X	
		MT/AT		Ch.-No. - 81-D-077973	<b>20258</b>	Joint Kit				gs	29	G:33/Ø Joint:94.1	
		MT/AT		Ch.-No. 81-D-077974 -	<b>22545</b>	Joint Kit				gs	29	G:33	
		MT/AT		Ch.-No. - 81-D-077973	<b>26005</b>	Boot Kit			ws				L:84/Ø1=20/Ø2=76
		MT/AT		Ch.-No. 81-D-077974 -	<b>26037</b>	Boot Kit			ws				L:83/Ø1=22/Ø2=84
		MT/AT		Ch.-No. - 81-D-077973	<b>26062</b>	Boot Kit				gs			L:100/Ø1=21/Ø2=94/with cap
		MT/AT		Ch.-No. 81-D-077974 -	<b>26103</b>	Boot Kit				gs			L:118/Ø1=28/Ø2=100/with cap
2.0 (85 kW)	10.83 - 09.84	MT			<b>22473</b>	Driveshaft	L				1	L:641/A:22	
		MT/AT			<b>22458</b>	Joint Kit			ws		27	A:22/F:30/X	
		MT/AT			<b>22545</b>	Joint Kit				gs	29	G:33	
		MT/AT			<b>26037</b>	Boot Kit			ws			L:83/Ø1=22/Ø2=84	
MT/AT			<b>26103</b>	Boot Kit				gs			L:118/Ø1=28/Ø2=100/with cap		
2.2 (85 kW)	10.80 - 07.83	MT		Ch.-No. 81-B-000001 - 81-D-077973	<b>20264</b>	Driveshaft	R				1	L:593/A:22	

		MT/AT		Ch.-No. 81-B-000001 - 81-D-077973	20260	Joint Kit			ws		27	A:22/F:30/X
		MT/AT		Ch.-No. 81-B-000001 - 81-D-077973	20258	Joint Kit				gs	29	G:33/Ø Joint:94.1
		MT/AT		Ch.-No. 81-B-000001 - 81-D-077973	26005	Boot Kit			ws			L:84/Ø1=20/Ø2=76
		MT/AT		Ch.-No. 81-B-000001 - 81-D-077973	26062	Boot Kit				gs		L:100/Ø1=21/Ø2=94/with cap
<b>80 (89, 89Q, 8A, B3)</b>												
1.6 (51/55 kW)	09.86 - 09.91	MT		Ch.-No. 89-H-300001 - 89-J-373598	20549	Driveshaft	L				1	L:630/A:22
		MT		Ch.-No. 89-J-373599 - 8A-N-200000	22504	Driveshaft	L				2	L:582/A:33
		MT		Ch.-No. 89-H-300001 - 89-J-373598	20548	Driveshaft	R				1	L:616/A:22
		MT		Ch.-No. 89-J-373599 - 8A-N-200000	22508	Driveshaft	R				2	L:568/A:33
		MT		Ch.-No. 89-H-300001 - 89-J-373598	20260	Joint Kit			ws		27	A:22/F:30/X
		MT		Ch.-No. 89-J-373599 - 8A-N-200000	22543	Joint Kit			ws		28	A:33/F:30
		MT	x	Ch.-No. 89-H-300001 - 89-J-373598	22542	Joint Kit			ws		27	A:22/F:30/X/ABS:96
		MT	x	Ch.-No. 89-J-373599 - 8A-N-200000	22544	Joint Kit			ws		28	A:33/F:30/ABS:45
		MT		Ch.-No. 89-H-300001 - 89-J-373598	20258	Joint Kit				gs	29	G:33/Ø Joint:94.1
		MT		Ch.-No. 89-J-373599 - 8A-N-200000	22631	Joint Kit				gs	29	G:33/Ø Joint:90
		MT		Ch.-No. 89-H-300000 - 89-J-373598	26005	Boot Kit			ws			L:84/Ø1=20/Ø2=76
		MT		Ch.-No. 89-J-373599 - 8A-N-200000	22553	Boot Kit			ws			L:84/Ø1=20/Ø2=76
		MT		Ch.-No. 89-H-300001 - 89-J-373598	26062	Boot Kit				gs		L:100/Ø1=21/Ø2=94/with cap
		MT		Ch.-No. 89-J-373599 - 8A-N-200000	26190	Boot Kit				gs		L:100/Ø1=21/Ø2=94/with cap
1.6 (75 kW)	08.90 - 12.91	MT		Ch.-No. 8A-M-063598 - 8A-N-200000	22502	Driveshaft	L				2	L:582/A:33
		MT	x	Ch.-No. 8A-M-063598 - 8A-N-200000	22538	Driveshaft	L				2	L:582/A:33/ABS:45
		MT		Ch.-No. 8A-M-063598 - 8A-N-200000	22505	Driveshaft	R				2	L:568/A:33/Ø Joint:100
		MT	x	Ch.-No. 8A-M-063598 - 8A-N-200000	22537	Driveshaft	R				2	L:568/A:33/ABS:45/Ø Joint:100
		MT/AT		Ch.-No. 8A-M-000001 - 8A-N-200000	22551	Joint Kit			ws		28	A:33/F:30/X
		MT/AT	x	Ch.-No. 8A-M-000001 - 8A-N-200000	22550	Joint Kit			ws		28	A:33/F:30/X/ABS:45
		MT/AT		Ch.-No. 8A-M-000001 - 8A-N-200000	22632	Joint Kit				gs	29	G:33/Ø Joint:100
		MT/AT		Ch.-No. 8A-M-000001 - 8A-N-200000	22555	Boot Kit			ws			L:102/Ø1=22/Ø2=83
MT/AT		Ch.-No. 8A-M-000001 - 8A-N-200000	26191	Boot Kit					gs		L:118/Ø1=28/Ø2=100/with cap	
1.6 D (40 kW)	09.86 - 08.91	MT		Ch.-No. - 81-H-299000	20259	Driveshaft	L/R				1	L:625/A:22
		MT		Ch.-No. 89-H-381356 - 89-J-373598	20549	Driveshaft	L				1	L:630/A:22
		MT		Ch.-No. 89-J-373599 - 89-K-520000	22504	Driveshaft	L				2	L:582/A:33
		MT		Ch.-No. 89-H-381356 - 89-J-373598	20548	Driveshaft	R				1	L:616/A:22
		MT		Ch.-No. 89-J-373599 - 89-K-520000	22508	Driveshaft	R				2	L:568/A:33
		MT		Ch.-No. - 89-J-373598	20260	Joint Kit			ws		27	A:22/F:30/X
		MT		Ch.-No. 89-J-373599 - 89-K-520000	22543	Joint Kit			ws		28	A:33/F:30
		AT		Ch.-No. - 81-H-299000	20260	Joint Kit			ws		27	A:22/F:30/X
		MT		Ch.-No. - 89-J-373598	20258	Joint Kit				gs	29	G:33/Ø Joint:94.1
		MT		Ch.-No. 89-J-373599 - 89-K-520000	22631	Joint Kit				gs	29	G:33/Ø Joint:90
		AT		Ch.-No. - 81-H-299000	20258	Joint Kit				gs	29	G:33/Ø Joint:94.1
		MT		Ch.-No. - 89-J-373598	26005	Boot Kit			ws			L:84/Ø1=20/Ø2=76
		MT		Ch.-No. 89-J-373599 - 89-K-520000	22553	Boot Kit			ws			L:84/Ø1=20/Ø2=76
		AT		Ch.-No. - 81-H-299000	26005	Boot Kit			ws			L:84/Ø1=20/Ø2=76
		MT		Ch.-No. - 89-J-373598	26062	Boot Kit				gs		L:100/Ø1=21/Ø2=94/with cap
		MT		Ch.-No. 89-J-373599 - 89-K-520000	26190	Boot Kit				gs		L:100/Ø1=21/Ø2=94/with cap
AT		Ch.-No. - 81-H-299000	26062	Boot Kit				gs		L:100/Ø1=21/Ø2=94/with cap		
1.6 TD (59 kW)	09.86 - 08.91	MT		Ch.-No. 89-J-373599 - 8A-N-200000	22504	Driveshaft	L				2	L:582/A:33
		MT		Ch.-No. 89-J-373599 - 8A-N-200000	22508	Driveshaft	R				2	L:568/A:33
		MT		Ch.-No. 89-J-373599 - 8A-N-200000	22543	Joint Kit			ws		28	A:33/F:30
		MT	x	Ch.-No. 8A-L-000000 - 8A-N-200000	22544	Joint Kit			ws		28	A:33/F:30/ABS:45
		AT		Ch.-No. 8A-L-000001 - 8A-N-200000	22551	Joint Kit			ws		28	A:33/F:30/X
		AT	x	Ch.-No. 8A-L-000001 - 8A-N-200000	22550	Joint Kit			ws		28	A:33/F:30/X/ABS:45

		Transm.	with ABS Ring		Part-No.	Description	L	F	Wheel Side	Gear Box Side	Pic. No.	Technical Specification  Further details on page I
		MT Manual AT Autom.					Left R Right	Front R Rear				

( AUDI )

( AUDI )

80 (89, 89Q, 8A, B3)													
1.6 TD (59 kW)	09.86 - 08.91	MT		Ch.-No. 89-J-373599 - 8A-N-200000	22631	Joint Kit				gs	29	G:33/Ø Joint:90	
		AT		Ch.-No. 8A-L-000001 - 8A-N-200000	22632	Joint Kit				gs	29	G:33/Ø Joint:100	
		MT		Ch.-No. 89-J-373599 - 8A-N-200000	22553	Boot Kit			ws				L:84/Ø1=20/Ø2=76
		AT		Ch.-No. 8A-L-000001 - 8A-N-200000	22555	Boot Kit			ws				L:102/Ø1=22/Ø2=83
		MT		Ch.-No. 89-J-373599 - 8A-N-200000	26190	Boot Kit				gs			L:100/Ø1=21/Ø2=94/with cap
		AT		Ch.-No. 8A-L-000001 - 8A-N-200000	26191	Boot Kit				gs			L:118/Ø1=28/Ø2=100/with cap
1.8 (55 kW)	10.86 - 01.90	MT		Ch.-No. - 89-J-373598	20549	Driveshaft	L				1	L:630/A:22	
		MT		Ch.-No. 89-J-373599 - 8A-N-200000	22504	Driveshaft	L				2	L:582/A:33	
		MT		Ch.-No. - 89-J-373598	20548	Driveshaft	R				1	L:616/A:22	
		MT		Ch.-No. 89-J-373599 - 8A-N-200000	22508	Driveshaft	R				2	L:568/A:33	
		MT		Ch.-No. - 89-J-373598	20260	Joint Kit			ws		27	A:22/F:30/X	
		MT		Ch.-No. 89-J-373599 - 8A-N-200000	22543	Joint Kit			ws		28	A:33/F:30	
		MT	x	Ch.-No. - 89-J-373598	22542	Joint Kit			ws		27	A:22/F:30/X/ABS:96	
		MT	x	Ch.-No. 89-J-373599 - 8A-N-200000	22544	Joint Kit			ws		28	A:33/F:30/ABS:45	
		AT		Ch.-No. - 89-J-373598	22546	Joint Kit			ws		27	A:22/F:30/X	
		AT		Ch.-No. 89-J-373599 - 8A-N-200000	22551	Joint Kit			ws		28	A:33/F:30/X	
		AT	x	Ch.-No. - 89-J-373598	22547	Joint Kit			ws		27	A:22/F:30/X/ABS:96	
		AT	x	Ch.-No. 89-J-373599 - 8A-N-200000	22550	Joint Kit			ws		28	A:33/F:30/X/ABS:45	
		MT		Ch.-No. - 89-J-373598	20258	Joint Kit				gs	29	G:33/Ø Joint:94.1	
		MT		Ch.-No. 89-J-373599 - 8A-N-200000	22631	Joint Kit				gs	29	G:33/Ø Joint:90	
		AT		Ch.-No. - 89-J-373598	22545	Joint Kit				gs	29	G:33	
		AT		Ch.-No. 89-J-373599 - 8A-N-200000	22632	Joint Kit				gs	29	G:33/Ø Joint:100	
		MT		Ch.-No. - 89-J-373598	26005	Boot Kit			ws				L:84/Ø1=20/Ø2=76
		MT		Ch.-No. 89-J-373599 - 8A-N-200000	22553	Boot Kit			ws				L:84/Ø1=20/Ø2=76
		AT		Ch.-No. - 89-J-373598	22554	Boot Kit			ws				L:102/Ø1=22/Ø2=83
		AT		Ch.-No. 89-J-373599 - 8A-N-200000	22555	Boot Kit			ws				L:102/Ø1=22/Ø2=83
MT		Ch.-No. - 89-J-373598	26062	Boot Kit				gs			L:100/Ø1=21/Ø2=94/with cap		
MT		Ch.-No. 89-J-373599 - 8A-N-200000	26190	Boot Kit				gs			L:100/Ø1=21/Ø2=94/with cap		
AT		Ch.-No. - 89-J-373598	26103	Boot Kit				gs			L:118/Ø1=28/Ø2=100/with cap		
AT		Ch.-No. 89-J-373599 - 8A-N-200000	26191	Boot Kit				gs			L:118/Ø1=28/Ø2=100/with cap		
1.8 (83 kW)	09.86 - 07.88	MT		Ch.-No. 89-J-373599 - 89-J-520000	22502	Driveshaft	L				2	L:582/A:33	
		MT	x	Ch.-No. 89-J-373599 - 89-J-520000	22538	Driveshaft	L				2	L:582/A:33/ABS:45	
		MT		Ch.-No. 89-J-373599 - 89-J-520000	22505	Driveshaft	R				2	L:568/A:33/Ø Joint:100	
		MT	x	Ch.-No. 89-J-373599 - 89-J-520000	22537	Driveshaft	R				2	L:568/A:33/ABS:45/Ø Joint:100	
		MT/AT		Ch.-No. - 89-J-373598	22546	Joint Kit			ws		27	A:22/F:30/X	
		MT/AT		Ch.-No. 89-J-373599 - 89-J-520000	22551	Joint Kit			ws		28	A:33/F:30/X	
		MT/AT	x	Ch.-No. - 89-J-373598	22547	Joint Kit			ws		27	A:22/F:30/X/ABS:96	
		MT/AT	x	Ch.-No. 89-J-373599 - 89-J-520000	22550	Joint Kit			ws		28	A:33/F:30/X/ABS:45	
		MT/AT		Ch.-No. - 89-J-373598	22545	Joint Kit				gs	29	G:33	
		MT/AT		Ch.-No. 89-J-373599 - 89-J-520000	22632	Joint Kit				gs	29	G:33/Ø Joint:100	
		MT/AT		Ch.-No. - 89-J-373598	22554	Boot Kit			ws				L:102/Ø1=22/Ø2=83



		MT/AT		Ch.-No. 89-J-373599 - 89-J-520000	22555	Boot Kit			ws			L:102/Ø1=22/Ø2=83
		MT/AT		Ch.-No. - 89-J-373598	26103	Boot Kit				gs		L:118/Ø1=28/Ø2=100/with cap
		MT/AT		Ch.-No. 89-J-373599 - 89-J-520000	26191	Boot Kit				gs		L:118/Ø1=28/Ø2=100/with cap
1.8 E (82 kW)	06.86 - 08.91	MT		Ch.-No. 89-J-373599 -	22502	Driveshaft	L				2	L:582/A:33
		MT	x	Ch.-No. 89-J-373599 -	22538	Driveshaft	L				2	L:582/A:33/ABS:45
		MT		Ch.-No. 89-J-373599 -	22505	Driveshaft	R				2	L:568/A:33/Ø Joint:100
		MT	x	Ch.-No. 89-J-373 599 -	22537	Driveshaft	R				2	L:568/A:33/ABS:45/Ø Joint:100
		MT		Ch.-No. - 89-J-373598	22546	Joint Kit			ws		27	A:22/F:30/X
		MT		Ch.-No. 89-J-373599 -	22551	Joint Kit			ws		28	A:33/F:30/X
		MT	x	Ch.-No. - 89-J-373598	22547	Joint Kit			ws		27	A:22/F:30/X/ABS:96
		MT	x	Ch.-No. 89-J-373 599 -	22550	Joint Kit			ws		28	A:33/F:30/X/ABS:45
		MT		Ch.-No. - 89-J-373598	22545	Joint Kit				gs	29	G:33
		MT		Ch.-No. 89-J-373599 -	22632	Joint Kit				gs	29	G:33/Ø Joint:100
		MT		Ch.-No. - 89-J-373598	22554	Boot Kit			ws			L:102/Ø1=22/Ø2=83
		MT		Ch.-No. 89-J-373599 -	22555	Boot Kit			ws			L:102/Ø1=22/Ø2=83
		MT		Ch.-No. - 89-J-373598	26103	Boot Kit				gs		L:118/Ø1=28/Ø2=100/with cap
		MT		Ch.-No. 89-J-373599 -	26191	Boot Kit				gs		L:118/Ø1=28/Ø2=100/with cap
1.8 / 1.8 E quattro (82/83 kW)	09.86 - 08.91	MT	x	Ch.-No. 89-H-351001 -	22538	Driveshaft	L	F			2	L:582/A:33/ABS:45
		MT	x	Ch.-No. 89-H-351001 -	22537	Driveshaft	R	F			2	L:568/A:33/ABS:45/Ø Joint:100
		MT	x	Ch.-No. - 89-J-350000	22402	Driveshaft	R	R			1	L:655.5/A:26/ABS:96
		MT		Ch.-No. - 89-J-351000	22546	Joint Kit		F	ws		27	A:22/F:30/X
		MT	x	Ch.-No. - 89-J-351000	22547	Joint Kit		F	ws		27	A:22/F:30/X/ABS:96
		MT	x	Ch.-No. 89-H-351001 -	22550	Joint Kit		F	ws		28	A:33/F:30/X/ABS:45
		MT		Ch.-No. - 89-J-350000	20271	Joint Kit		R	ws		27	A:26/F:25
		MT	x	Ch.-No. - 89-J-350000	20276	Joint Kit		R	ws		27	A:26/F:25/O:56.5/Z/ABS:96
		MT	x	Ch.-No. 89-J-351000 -	22544	Joint Kit		R	ws		28	A:33/F:30/ABS:45
		MT		Ch.-No. - 89-J-350000	22545	Joint Kit		F		gs	29	G:33
		MT		Ch.-No. - 89-J-350000	20272	Joint Kit		R		gs	29	G:33
		MT		Ch.-No. 89-J-351000 -	20258	Joint Kit		R		gs	29	G:33/Ø Joint:94.1
		MT		Ch.-No. - 89-J-351000	22554	Boot Kit		F	ws			L:102/Ø1=22/Ø2=83
		MT		Ch.-No. 89-H-351001 -	22555	Boot Kit		F	ws			L:102/Ø1=22/Ø2=83
		MT		Ch.-No. - 89-J-350000	26007	Boot Kit		R	ws			L:80/Ø1=22/Ø2=83
		MT		Ch.-No. 89-J-351000 -	22553	Boot Kit		R	ws			L:84/Ø1=20/Ø2=76
		MT		Ch.-No. - 89-J-350000	26103	Boot Kit		F		gs		L:118/Ø1=28/Ø2=100/with cap
		MT		Ch.-No. - 89-J-350000	26083	Boot Kit		R		gs		L:100/Ø1=21/Ø2=94/with cap
		MT		Ch.-No. 89-J-351000 -	26062	Boot Kit		R		gs		L:100/Ø1=21/Ø2=94/with cap
1.8 S (65/66 kW)	09.86 - 10.91	MT		Ch.-No. - 89-J-373598	20549	Driveshaft	L				1	L:630/A:22
		MT		Ch.-No. 89-J-373599 - 8A-N-200000	22504	Driveshaft	L				2	L:582/A:33
		MT		Ch.-No. - 89-J-373598	20548	Driveshaft	R				1	L:616/A:22
		MT		Ch.-No. 89-J-373599 - 8A-N-200000	22508	Driveshaft	R				2	L:568/A:33
		MT		Ch.-No. - 89-J-373598	20260	Joint Kit			ws		27	A:22/F:30/X
		MT		Ch.-No. 89-J-373599 - 8A-N-200000	22543	Joint Kit			ws		28	A:33/F:30
		MT	x	Ch.-No. - 89-J-373598	22542	Joint Kit			ws		27	A:22/F:30/X/ABS:96
		MT	x	Ch.-No. 89-J-373599 - 8A-N-200000	22544	Joint Kit			ws		28	A:33/F:30/ABS:45
		AT		Ch.-No. - 89-J-373598	22546	Joint Kit			ws		27	A:22/F:30/X
		AT		Ch.-No. 89-J-373599 - 8A-N-200000	22551	Joint Kit			ws		28	A:33/F:30/X
		AT	x	Ch.-No. - 89-J-373598	22547	Joint Kit			ws		27	A:22/F:30/X/ABS:96
		AT	x	Ch.-No. 89-J-373599 - 8A-N-200000	22550	Joint Kit			ws		28	A:33/F:30/X/ABS:45
		MT		Ch.-No. - 89-J-373598	20258	Joint Kit				gs	29	G:33/Ø Joint:94.1
		MT		Ch.-No. 89-J-373599 - 8A-N-200000	22631	Joint Kit				gs	29	G:33/Ø Joint:90
		AT		Ch.-No. - 89-J-373598	22545	Joint Kit				gs	29	G:33

		Transm. MT Manual AT Autom.	with ABS Ring		Part-No.	Description	L Left R Right	F Front R Rear	Wheel Side	Gear Box Side	Pic. No.	Technical Specification  Further details on page I
---	---	---	---------------------	--	----------	-------------	-------------------------	-------------------------	---------------	---------------------	-------------	--

( AUDI )

( AUDI )

<b>80 (89, 89Q, 8A, B3)</b>														
1.8 S (65/66 kW)	09.86 - 10.91	AT		Ch.-No. 89-J-373599 - 8A-N-200000	22632	Joint Kit				gs	29	G:33/Ø Joint:100		
		MT		Ch.-No. - 89-J-373598	26005	Boot Kit			ws				L:84/Ø1=20/Ø2=76	
		MT		Ch.-No. 89-J-373599 - 8A-N-200000	22553	Boot Kit			ws				L:84/Ø1=20/Ø2=76	
		AT		Ch.-No. - 89-J-373598	22554	Boot Kit			ws				L:102/Ø1=22/Ø2=83	
		AT		Ch.-No. 89-J-373599 - 8A-N-200000	22555	Boot Kit			ws				L:102/Ø1=22/Ø2=83	
		MT		Ch.-No. - 89-J-373598	26062	Boot Kit					gs			L:100/Ø1=21/Ø2=94/with cap
		MT		Ch.-No. 89-J-373599 - 8A-N-200000	26190	Boot Kit					gs			L:100/Ø1=21/Ø2=94/with cap
		AT		Ch.-No. - 89-J-373598	26103	Boot Kit					gs			L:118/Ø1=28/Ø2=100/with cap
		AT		Ch.-No. 89-J-373599 - 8A-N-200000	26191	Boot Kit				gs			L:118/Ø1=28/Ø2=100/with cap	
1.8 S quattro (65/66 kW)	09.86 - 09.91	MT	x	Ch.-No. 89-H-351001 -	22538	Driveshaft	L	F			2	L:582/A:33/ABS:45		
		MT	x	Ch.-No. 89-H-351001 -	22537	Driveshaft	R	F			2	L:568/A:33/ABS:45/Ø Joint:100		
		MT	x	Ch.-No. - 89-J-350000	22402	Driveshaft	R	R			1	L:655.5/A:26/ABS:96		
		MT		Ch.-No. - 89-J-351000	22546	Joint Kit		F	ws		27	A:22/F:30/X		
		MT	x	Ch.-No. - 89-J-351000	22547	Joint Kit		F	ws		27	A:22/F:30/X/ABS:96		
		MT	x	Ch.-No. 89-H-351001 -	22550	Joint Kit		F	ws		28	A:33/F:30/X/ABS:45		
		MT		Ch.-No. - 89-J-350000	20271	Joint Kit		R	ws		27	A:26/F:25		
		MT	x	Ch.-No. - 89-J-350000	20276	Joint Kit		R	ws		27	A:26/F:25/O:56.5/Z/ABS:96		
		MT	x	Ch.-No. 89-J-351000 -	22544	Joint Kit		R	ws		28	A:33/F:30/ABS:45		
		MT			22545	Joint Kit		F		gs	29	G:33		
		MT		Ch.-No. - 89-J-350000	20272	Joint Kit		R		gs	29	G:33		
		MT		Ch.-No. 89-J-351000 -	20258	Joint Kit		R		gs	29	G:33/Ø Joint:94.1		
		MT		Ch.-No. - 89-J-351000	22554	Boot Kit		F	ws				L:102/Ø1=22/Ø2=83	
		MT		Ch.-No. 89-H-351001 -	22555	Boot Kit		F	ws				L:102/Ø1=22/Ø2=83	
		MT		Ch.-No. - 89-J-350000	26007	Boot Kit		R	ws				L:80/Ø1=22/Ø2=83	
		MT		Ch.-No. 89-J-351000 -	22553	Boot Kit		R	ws				L:84/Ø1=20/Ø2=76	
		MT			26103	Boot Kit		F		gs			L:118/Ø1=28/Ø2=100/with cap	
		MT		Ch.-No. - 89-J-350000	26083	Boot Kit		R		gs			L:100/Ø1=21/Ø2=94/with cap	
MT		Ch.-No. 89-J-351000 -	26062	Boot Kit		R		gs			L:100/Ø1=21/Ø2=94/with cap			
1.9 D (50 kW)	08.89 - 08.91	MT			22504	Driveshaft	L				2	L:582/A:33		
		MT			22508	Driveshaft	R				2	L:568/A:33		
		MT			22543	Joint Kit			ws		28	A:33/F:30		
		MT	x		22544	Joint Kit			ws		28	A:33/F:30/ABS:45		
		MT			22631	Joint Kit				gs	29	G:33/Ø Joint:90		
		MT			22553	Boot Kit			ws				L:84/Ø1=20/Ø2=76	
		MT			26190	Boot Kit				gs			L:100/Ø1=21/Ø2=94/with cap	
2.0 / 2.0 E (82/83 kW)	08.88 - 08.91	MT		Ch.-No. 89-J-373599 - 8C-P-300000	22502	Driveshaft	L				2	L:582/A:33		
		MT	x	Ch.-No. 89-J-373599 - 8C-P-300000	22538	Driveshaft	L				2	L:582/A:33/ABS:45		
		MT		Ch.-No. 89-J-373599 - 8C-P-300000	22505	Driveshaft	R				2	L:568/A:33/Ø Joint:100		
		MT	x	Ch.-No. 89-J-373599 - 8C-P-300000	22537	Driveshaft	R				2	L:568/A:33/ABS:45/Ø Joint:100		
		MT		Ch.-No. 89-J-373599 - 8C-P-300000	22551	Joint Kit			ws		28	A:33/F:30/X		
		MT	x	Ch.-No. 89-J-373599 - 8C-P-300000	22550	Joint Kit			ws		28	A:33/F:30/X/ABS:45		

		AT		Ch.-No. 8A-K-000001 - 8A-N-010640	22551	Joint Kit			ws		28	A:33/F:30/X
		AT	x	Ch.-No. 8A-K-000001 - 8A-N-010640	22550	Joint Kit			ws		28	A:33/F:30/X/ABS:45
		MT		Ch.-No. 89-J-373599 - 8C-P-300000	22632	Joint Kit				gs	29	G:33/Ø Joint:100
		AT		Ch.-No. 8A-K-000001 - 8A-N-010640	22632	Joint Kit				gs	29	G:33/Ø Joint:100
		MT		Ch.-No. 89-J-373599 - 8C-P-300000	22555	Boot Kit			ws			L:102/Ø1=22/Ø2=83
		AT		Ch.-No. 8A-K-000001 - 8A-N-010640	22555	Boot Kit			ws			L:102/Ø1=22/Ø2=83
		MT		Ch.-No. 89-J-373599 - 8C-P-300000	26191	Boot Kit				gs		L:118/Ø1=28/Ø2=100/with cap
		AT		Ch.-No. 8A-K-000001 - 8A-N-010640	26191	Boot Kit				gs		L:118/Ø1=28/Ø2=100/with cap
2.0 E 16V (101 kW)	03.90 - 09.91	MT			22551	Joint Kit			ws		28	A:33/F:30/X
		MT	x		22550	Joint Kit			ws		28	A:33/F:30/X/ABS:45
		MT			20273	Joint Kit				gs	29	G:28
		MT			22555	Boot Kit			ws			L:102/Ø1=22/Ø2=83
		MT			26109	Boot Kit				gs		L:124/Ø1=24/Ø2=108/with cap
2.0 E 16V quattro (101 kW)	03.90 - 08.91	MT	x		22538	Driveshaft	L	F			2	L:582/A:33/ABS:45
		MT	x		22537	Driveshaft	R	F			2	L:568/A:33/ABS:45/Ø Joint:100
		MT	x		22550	Joint Kit		F/R	ws		28	A:33/F:30/X/ABS:45
		MT			22545	Joint Kit		F/R		gs	29	G:33
		MT			22555	Boot Kit		F/R	ws			L:102/Ø1=22/Ø2=83
		MT			26103	Boot Kit		F/R		gs		L:118/Ø1=28/Ø2=100/with cap
2.0 E quattro (83 kW)	08.88 - 09.90	MT	x		22538	Driveshaft	L	F			2	L:582/A:33/ABS:45
		MT	x		22537	Driveshaft	R	F			2	L:568/A:33/ABS:45/Ø Joint:100
		MT	x		22550	Joint Kit		F	ws		28	A:33/F:30/X/ABS:45
		MT	x		22544	Joint Kit		R	ws		28	A:33/F:30/ABS:45
		MT			22545	Joint Kit		F		gs	29	G:33
		MT			20258	Joint Kit		R		gs	29	G:33/Ø Joint:94.1
		MT			22555	Boot Kit		F	ws			L:102/Ø1=22/Ø2=83
		MT			22553	Boot Kit		R	ws			L:84/Ø1=20/Ø2=76
		MT			26103	Boot Kit		F		gs		L:118/Ø1=28/Ø2=100/with cap
		MT			26062	Boot Kit		R		gs		L:100/Ø1=21/Ø2=94/with cap
2.0 quattro (82/85 kW)	10.90 - 08.91	MT	x		22538	Driveshaft	L	F			2	L:582/A:33/ABS:45
		MT	x		22537	Driveshaft	R	F			2	L:568/A:33/ABS:45/Ø Joint:100
		MT	x		22550	Joint Kit		F	ws		28	A:33/F:30/X/ABS:45
		MT	x		22544	Joint Kit		R	ws		28	A:33/F:30/ABS:45
		MT			22545	Joint Kit		F		gs	29	G:33
		MT			20258	Joint Kit		R		gs	29	G:33/Ø Joint:94.1
		MT			22555	Boot Kit		F	ws			L:102/Ø1=22/Ø2=83
		MT			22553	Boot Kit		R	ws			L:84/Ø1=20/Ø2=76
		MT			26103	Boot Kit		F		gs		L:118/Ø1=28/Ø2=100/with cap
		MT			26062	Boot Kit		R		gs		L:100/Ø1=21/Ø2=94/with cap
<b>80 (8C, B4)</b>												
1.6 (52 kW)	09.91 - 12.94	MT		Ch.-No. 8C-N-086135 - 8C-N-136900	22807	Driveshaft	L				2	L:582/A:33
		MT		Ch.-No. 8C-N-136901 -	22502	Driveshaft	L				2	L:582/A:33
		MT	x	Ch.-No. 8C-N-136901 -	22538	Driveshaft	L				2	L:582/A:33/ABS:45
		MT		Ch.-No. 8C-N-086134 - 8C-N-136900	22806	Driveshaft	R				2	L:568/A:33/Ø Joint:90
		MT		Ch.-No. 8C-N-136901 -	22505	Driveshaft	R				2	L:568/A:33/Ø Joint:100
		MT	x	Ch.-No. 8C-N-086134 - 8C-N-136900	22666	Driveshaft	R				2	L:568/A:33/ABS:45/Ø Joint:90
		MT	x	Ch.-No. 8C-N-136901 -	22537	Driveshaft	R				2	L:568/A:33/ABS:45/Ø Joint:100
		MT		Ch.-No. 8C-N-086134 -	22551	Joint Kit			ws		28	A:33/F:30/X
		MT	x	Ch.-No. 8C-N-086134 -	22550	Joint Kit			ws		28	A:33/F:30/X/ABS:45
		MT		Ch.-No. 8C-N-086134 - 8C-N-136900	22631	Joint Kit				gs	29	G:33/Ø Joint:90
		MT		Ch.-No. 8C-N-136901 -	22632	Joint Kit				gs	29	G:33/Ø Joint:100

		Transm.	with ABS Ring		Part-No.	Description	L Left R Right	F Front R Rear	Wheel Side	Gear Box Side	Pic. No.	Technical Specification  Further details on page I
		MT Manual AT Autom.										

( AUDI )

( AUDI )

80 (8C, B4)													
1.6 (52 kW)	09.91 - 12.94	MT		Ch.-No. 8C-N-086134 -	22555	Boot Kit			ws			L:102/Ø1=22/Ø2=83	
		MT		Ch.-No. 8C-N-086134 - 8C-N-136900	26190	Boot Kit				gs		L:100/Ø1=21/Ø2=94/with cap	
		MT		Ch.-No. 8C-N-136901 -	26191	Boot Kit				gs		L:118/Ø1=28/Ø2=100/with cap	
1.6 E (74 kW)	06.93 - 12.94	MT	x		22538	Driveshaft	L				2	L:582/A:33/ABS:45	
		MT	x		22537	Driveshaft	R				2	L:568/A:33/ABS:45/Ø Joint:100	
		MT	x		22550	Joint Kit			ws		28	A:33/F:30/X/ABS:45	
		MT			22632	Joint Kit				gs	29	G:33/Ø Joint:100	
		MT			22555	Boot Kit			ws				L:102/Ø1=22/Ø2=83
		MT			26191	Boot Kit				gs			L:118/Ø1=28/Ø2=100/with cap
1.9 TD (55 kW)	09.91 - 12.94	MT		Ch.-No. - 8C-N-136900	22807	Driveshaft	L				2	L:582/A:33	
		MT		Ch.-No. 8C-N-136901 -	22502	Driveshaft	L				2	L:582/A:33	
		MT	x	Ch.-No. 8C-N-136901 -	22538	Driveshaft	L				2	L:582/A:33/ABS:45	
		MT		Ch.-No. - 8C-N-136900	22806	Driveshaft	R				2	L:568/A:33/Ø Joint:90	
		MT		Ch.-No. 8C-N-136901 -	22505	Driveshaft	R				2	L:568/A:33/Ø Joint:100	
		MT	x	Ch.-No. - 8C-N-136900	22666	Driveshaft	R				2	L:568/A:33/ABS:45/Ø Joint:90	
		MT	x	Ch.-No. 8C-N-136901 -	22537	Driveshaft	R				2	L:568/A:33/ABS:45/Ø Joint:100	
		AT			22664	Joint w. Shaft	R				gs	24	L:477
		MT/AT			22551	Joint Kit			ws		28	A:33/F:30/X	
		MT/AT	x		22550	Joint Kit			ws		28	A:33/F:30/X/ABS:45	
		MT		Ch.-No. - 8C-N-136900	22631	Joint Kit				gs	29	G:33/Ø Joint:90	
		MT		Ch.-No. 8C-N-136901 -	22632	Joint Kit				gs	29	G:33/Ø Joint:100	
		MT/AT			22555	Boot Kit			ws				L:102/Ø1=22/Ø2=83
		MT		Ch.-No. - 8C-N-136900	26190	Boot Kit				gs			L:100/Ø1=21/Ø2=94/with cap
MT		Ch.-No. 8C-N-136901 -	26191	Boot Kit				gs			L:118/Ø1=28/Ø2=100/with cap		
AT			26128	Boot Kit				gs			L:88/Ø1=21/Ø2=82		
1.9 TDI (66 kW)	09.91 - 12.94	MT	x		22809	Driveshaft	L				3	L:579/A:33/ABS:45	
		MT	x		22808	Driveshaft	R				3	L:584.3/A:33/ABS:45	
		MT	x		22550	Joint Kit			ws		28	A:33/F:30/X/ABS:45	
		MT			22555	Boot Kit			ws			L:102/Ø1=22/Ø2=83	
		MT			26128	Boot Kit				gs			L:88/Ø1=21/Ø2=82
2.0 (66 kW) / 2.0 E (85 kW)	09.91 - 12.94	MT		Ch.-No. - 8C-N-136900	22807	Driveshaft	L				2	L:582/A:33	
		MT		Ch.-No. 8C-N-136901 -	22502	Driveshaft	L				2	L:582/A:33	
		MT	x	Ch.-No. 8C-N-136901 -	22538	Driveshaft	L				2	L:582/A:33/ABS:45	
		MT		Ch.-No. - 8C-N-136900	22806	Driveshaft	R				2	L:568/A:33/Ø Joint:90	
		MT		Ch.-No. 8C-N-136901 -	22505	Driveshaft	R				2	L:568/A:33/Ø Joint:100	
		MT	x	Ch.-No. - 8C-N-136900	22666	Driveshaft	R				2	L:568/A:33/ABS:45/Ø Joint:90	
		MT	x	Ch.-No. 8C-N-136901 -	22537	Driveshaft	R				2	L:568/A:33/ABS:45/Ø Joint:100	
		AT4			22505	Driveshaft	R				2	L:568/A:33/Ø Joint:100	
		MT/AT4			22551	Joint Kit			ws		28	A:33/F:30/X	
		MT/AT4	x		22550	Joint Kit			ws		28	A:33/F:30/X/ABS:45	
		MT		Ch.-No. - 8C-N-136900	22631	Joint Kit				gs	29	G:33/Ø Joint:90	

		MT		Ch.-No. 8C-N-136901 -	22632	Joint Kit				gs	29	G:33/Ø Joint:100
		MT/AT4			22555	Boot Kit			ws			L:102/Ø1=22/Ø2=83
		MT		Ch.-No. - 8C-N-136900	26190	Boot Kit				gs		L:100/Ø1=21/Ø2=94/with cap
		MT		Ch.-No. 8C-N-136901 -	26191	Boot Kit				gs		L:118/Ø1=28/Ø2=100/with cap
		AT4			26128	Boot Kit				gs		L:88/Ø1=21/Ø2=82
2.0 E 16V (103 kW)	08.92 - 12.94	AT4			22505	Driveshaft	R				2	L:568/A:33/Ø Joint:100
		MT/AT4			22551	Joint Kit			ws		28	A:33/F:30/X
		MT/AT4	x		22550	Joint Kit			ws		28	A:33/F:30/X/ABS:45
		MT			20273	Joint Kit				gs	29	G:28
		MT/AT4			22555	Boot Kit			ws			L:102/Ø1=22/Ø2=83
		MT			26109	Boot Kit				gs		L:124/Ø1=24/Ø2=108/with cap
		AT4			26128	Boot Kit				gs		L:88/Ø1=21/Ø2=82
2.0 E 16V quattro (103 kW)	04.92 - 12.94	MT	x	rim Ø=15"	22538	Driveshaft	L	F			2	L:582/A:33/ABS:45
		MT	x	rim Ø=15"	22537	Driveshaft	R	F			2	L:568/A:33/ABS:45/Ø Joint:100
		MT	x	rim Ø=15"	22550	Joint Kit		F	ws		28	A:33/F:30/X/ABS:45
		MT	x	rim Ø=16"	22552	Joint Kit		F	ws		28	A:38/F:30/O:64/X/ABS:45
		MT	x	Ch.-No. - 8C-P-300000	22544	Joint Kit		R	ws		28	A:33/F:30/ABS:45
		MT	x	Ch.-No. 8C-R-000001 -	22748	Joint Kit		R	ws		28	A:33/F:30/ABS:45
		MT			22545	Joint Kit		F		gs	29	G:33
		MT		Ch.-No. - 8C-P-300000	20258	Joint Kit		R		gs	29	G:33/Ø Joint:94.1
		MT		Ch.-No. 8C-R-000001 -	22497	Joint Kit		R		gs	29	G:33/Ø Joint:100
		MT		rim Ø=15"	22555	Boot Kit		F	ws			L:102/Ø1=22/Ø2=83
		MT		rim Ø=16"	26247	Boot Kit		F	ws			L:102/Ø1=22/Ø2=83
		MT		Ch.-No. - 8C-P-300000	22553	Boot Kit		R	ws			L:84/Ø1=20/Ø2=76
		MT		Ch.-No. 8C-R-000001 -	26249	Boot Kit		R	ws			L:76/Ø1=21/Ø2=82
		MT			26103	Boot Kit		F		gs		L:118/Ø1=28/Ø2=100/with cap
		MT		Ch.-No. - 8C-P-300000	26062	Boot Kit		R		gs		L:100/Ø1=21/Ø2=94/with cap
		MT		Ch.-No. 8C-R-000001 -	23514	Boot Kit		R		gs		L:111/Ø1=22/Ø2=100/with cap
2.0 E quattro (85 kW)	09.91 - 12.94	MT	x	rim Ø=15"	22538	Driveshaft	L	F			2	L:582/A:33/ABS:45
		MT	x	rim Ø=15"	22537	Driveshaft	R	F			2	L:568/A:33/ABS:45/Ø Joint:100
		MT	x	rim Ø=15"	22550	Joint Kit		F	ws		28	A:33/F:30/X/ABS:45
		MT	x	rim Ø=16"	22552	Joint Kit		F	ws		28	A:38/F:30/O:64/X/ABS:45
		MT	x	Ch.-No. - 8C-P-300000	22544	Joint Kit		R	ws		28	A:33/F:30/ABS:45
		MT	x	Ch.-No. 8C-R-000001 -	22748	Joint Kit		R	ws		28	A:33/F:30/ABS:45
		MT			22545	Joint Kit		F		gs	29	G:33
		MT		Ch.-No. - 8C-P-300000	20258	Joint Kit		R		gs	29	G:33/Ø Joint:94.1
		MT		Ch.-No. 8C-R-000001 -	22497	Joint Kit		R		gs	29	G:33/Ø Joint:100
		MT		rim Ø=15"	22555	Boot Kit		F	ws			L:102/Ø1=22/Ø2=83
		MT		rim Ø=16"	26247	Boot Kit		F	ws			L:102/Ø1=22/Ø2=83
		MT		Ch.-No. - 8C-P-300000	22553	Boot Kit		R	ws			L:84/Ø1=20/Ø2=76
		MT		Ch.-No. 8C-R-000001 -	26249	Boot Kit		R	ws			L:76/Ø1=21/Ø2=82
		MT			26103	Boot Kit		F		gs		L:118/Ø1=28/Ø2=100/with cap
		MT		Ch.-No. - 8C-P-300000	26062	Boot Kit		R		gs		L:100/Ø1=21/Ø2=94/with cap
		MT		Ch.-No. 8C-R-000001 -	23514	Boot Kit		R		gs		L:111/Ø1=22/Ø2=100/with cap
2.3 E (98 kW)	09.91 - 12.94	AT4			22505	Driveshaft	R				2	L:568/A:33/Ø Joint:100
		MT/AT4			22551	Joint Kit			ws		28	A:33/F:30/X
		MT/AT4	x		22550	Joint Kit			ws		28	A:33/F:30/X/ABS:45
		MT			20273	Joint Kit				gs	29	G:28
		MT/AT4			22555	Boot Kit			ws			L:102/Ø1=22/Ø2=83
		MT			26109	Boot Kit				gs		L:124/Ø1=24/Ø2=108/with cap
		AT4			26128	Boot Kit				gs		L:88/Ø1=21/Ø2=82




		Transm.	with ABS Ring		Part-No.	Description	L	F	Wheel Side	Gear Box Side	Pic. No.	Technical Specification  Further details on page I
		MT Manual AT Autom.					Left R Right	Front R Rear				

( AUDI )

( AUDI )

80 (8C, B4)													
2.3 E quattro (98 kW)	09.91 - 12.94	MT	x	rim Ø=15"	22538	Driveshaft	L	F			2	L:582/A:33/ABS:45	
		MT	x	rim Ø=15"	22537	Driveshaft	R	F			2	L:568/A:33/ABS:45/Ø Joint:100	
		MT	x	rim Ø=15"	22550	Joint Kit		F	ws			28	A:33/F:30/X/ABS:45
		MT	x	rim Ø=16"	22552	Joint Kit		F	ws			28	A:38/F:30/O:64/X/ABS:45
		MT	x	Ch.-No. - 8C-P-300000	22544	Joint Kit		R	ws			28	A:33/F:30/ABS:45
		MT	x	Ch.-No. 8C-R-000001 -	22748	Joint Kit		R	ws			28	A:33/F:30/ABS:45
		MT			22545	Joint Kit		F		gs		29	G:33
		MT		Ch.-No. - 8C-P-300000	20258	Joint Kit		R		gs		29	G:33/Ø Joint:94.1
		MT		Ch.-No. 8C-R-000001 -	22497	Joint Kit		R		gs		29	G:33/Ø Joint:100
		MT		rim Ø=15"	22555	Boot Kit		F	ws				L:102/Ø1=22/Ø2=83
		MT		rim Ø=16"	26247	Boot Kit		F	ws				L:102/Ø1=22/Ø2=83
		MT		Ch.-No. - 8C-P-300000	22553	Boot Kit		R	ws				L:84/Ø1=20/Ø2=76
		MT		Ch.-No. 8C-R-000001 -	26249	Boot Kit		R	ws				L:76/Ø1=21/Ø2=82
		MT			26103	Boot Kit		F		gs			L:118/Ø1=28/Ø2=100/with cap
		MT		Ch.-No. - 8C-P-300000	26062	Boot Kit		R		gs			L:100/Ø1=21/Ø2=94/with cap
		MT		Ch.-No. 8C-R-000001 -	23514	Boot Kit		R		gs			L:111/Ø1=22/Ø2=100/with cap
2.6 (110 kW)	07.92 - 12.94	MT	x		22637	Driveshaft	L				3	L:581.5/A:38/ABS:45	
		MT			22641	Joint w. Shaft	L			gs	24	L:520.5	
		MT			22640	Joint w. Shaft	R			gs	24	L:507	
		AT			22649	Joint w. Shaft	L			gs	24	L:423.5	
		AT			22648	Joint w. Shaft	R			gs	24	L:472.5	
		MT/AT	x		22639	Joint Kit			ws		28	A:38/F:27/X/ABS:45	
		MT/AT			26094	Boot Kit			ws				L:92.5/Ø1=24/Ø2=92
2.6 quattro (110 kW)	06.92 - 12.94	MT/AT			26065	Boot Kit				gs		L:88/Ø1=21/Ø2=82	
		MT	x		22552	Joint Kit		F	ws		28	A:38/F:30/O:64/X/ABS:45	
		MT	x		22748	Joint Kit		R	ws		28	A:33/F:30/ABS:45	
		MT			22545	Joint Kit		F		gs	29	G:33	
		MT			22497	Joint Kit		R		gs	29	G:33/Ø Joint:100	
MT			26247	Boot Kit		F	ws				L:102/Ø1=22/Ø2=83		
MT			26249	Boot Kit		R	ws				L:76/Ø1=21/Ø2=82		
MT			26103	Boot Kit		F		gs			L:118/Ø1=28/Ø2=100/with cap		
MT			23514	Boot Kit		R		gs			L:111/Ø1=22/Ø2=100/with cap		
2.8 (128 kW)	09.91 - 12.94	MT	x		22637	Driveshaft	L				3	L:581.5/A:38/ABS:45	
		MT			22641	Joint w. Shaft	L			gs	24	L:520.5	
		MT			22640	Joint w. Shaft	R			gs	24	L:507	
		AT			22649	Joint w. Shaft	L			gs	24	L:423.5	
		AT			22648	Joint w. Shaft	R			gs	24	L:472.5	
		MT/AT	x		22639	Joint Kit			ws		28	A:38/F:27/X/ABS:45	
		MT/AT			26094	Boot Kit			ws				L:92.5/Ø1=24/Ø2=92
MT/AT			26065	Boot Kit				gs			L:88/Ø1=21/Ø2=82		
2.8 quattro (128 kW)	09.91 - 12.94	MT	x		22552	Joint Kit		F	ws		28	A:38/F:30/O:64/X/ABS:45	

		MT	x		22748	Joint Kit		R	ws		28	A:33/F:30/ABS:45
		MT			22545	Joint Kit		F		gs	29	G:33
		MT			22497	Joint Kit		R		gs	29	G:33/Ø Joint:100
		MT			26247	Boot Kit		F	ws			L:102/Ø1=22/Ø2=83
		MT			26249	Boot Kit		R	ws			L:76/Ø1=21/Ø2=82
		MT			26103	Boot Kit		F		gs		L:118/Ø1=28/Ø2=100/with cap
		MT			23514	Boot Kit		R		gs		L:111/Ø1=22/Ø2=100/with cap
S2 quattro (169 kW)	02.93 - 12.94	MT	x		22639	Joint Kit		F	ws		28	A:38/F:27/X/ABS:45
		MT	x		22581	Joint Kit		R	ws		28	A:38/F:25/O:59/Z/ABS:45
		MT			20273	Joint Kit		F/R		gs	29	G:28
		MT			26094	Boot Kit		F	ws			L:92.5/Ø1=24/Ø2=92
		MT			26009	Boot Kit		R	ws			L:76/Ø1=21/Ø2=82
		MT			26109	Boot Kit		F/R		gs		L:124/Ø1=24/Ø2=108/with cap
<b>80 AVANT (8C, B4)</b>												
1.6 E (74 kW)	06.93 - 01.96	MT	x		22538	Driveshaft	L				2	L:582/A:33/ABS:45
		MT	x		22537	Driveshaft	R				2	L:568/A:33/ABS:45/Ø Joint:100
		MT	x		22550	Joint Kit			ws		28	A:33/F:30/X/ABS:45
		MT			22632	Joint Kit				gs	29	G:33/Ø Joint:100
		MT			22555	Boot Kit			ws			L:102/Ø1=22/Ø2=83
		MT			26191	Boot Kit				gs		L:118/Ø1=28/Ø2=100/with cap
1.9 TDI (66 kW)	07.92 - 01.96	MT	x		22809	Driveshaft	L				3	L:579/A:33/ABS:45
		MT	x		22808	Driveshaft	R				3	L:584.3/A:33/ABS:45
		MT	x		22550	Joint Kit			ws		28	A:33/F:30/X/ABS:45
		MT			22555	Boot Kit			ws			L:102/Ø1=22/Ø2=83
		MT			26128	Boot Kit				gs		L:88/Ø1=21/Ø2=82
2.0 (66 kW) / 2.0 E (85 kW)	07.92 - 01.96	MT		Ch.-No. 8C-N-136901 -	22502	Driveshaft	L				2	L:582/A:33
		MT	x	Ch.-No. 8C-N-136901 -	22538	Driveshaft	L				2	L:582/A:33/ABS:45
		MT		Ch.-No. 8C-N-136901 -	22505	Driveshaft	R				2	L:568/A:33/Ø Joint:100
		MT	x	Ch.-No. 8C-N-136901 -	22537	Driveshaft	R				2	L:568/A:33/ABS:45/Ø Joint:100
		AT4		Ch.-No. 8C-N-000001 -	22505	Driveshaft	R				2	L:568/A:33/Ø Joint:100
		MT		Ch.-No. 8C-N-136901 -	22551	Joint Kit			ws		28	A:33/F:30/X
		MT	x	Ch.-No. 8C-N-136901 -	22550	Joint Kit			ws		28	A:33/F:30/X/ABS:45
		AT4		Ch.-No. 8C-N-000001 -	22551	Joint Kit			ws		28	A:33/F:30/X
		AT4	x	Ch.-No. 8C-N-000001 -	22550	Joint Kit			ws		28	A:33/F:30/X/ABS:45
		MT		Ch.-No. 8C-N-136901 -	22632	Joint Kit				gs	29	G:33/Ø Joint:100
		MT		Ch.-No. 8C-N-136901 -	22555	Boot Kit			ws			L:102/Ø1=22/Ø2=83
		AT4		Ch.-No. 8C-N-000001 -	22555	Boot Kit			ws			L:102/Ø1=22/Ø2=83
		MT		Ch.-No. 8C-N-136901 -	26191	Boot Kit				gs		L:118/Ø1=28/Ø2=100/with cap
		AT4		Ch.-No. 8C-N-000001 -	26128	Boot Kit				gs		L:88/Ø1=21/Ø2=82
2.0 E 16V (103 kW)	02.93 - 01.96	AT4			22505	Driveshaft	R				2	L:568/A:33/Ø Joint:100
		MT/AT4			22551	Joint Kit			ws		28	A:33/F:30/X
		MT/AT4	x		22550	Joint Kit			ws		28	A:33/F:30/X/ABS:45
		MT			20273	Joint Kit				gs	29	G:28
		MT/AT4			22555	Boot Kit			ws			L:102/Ø1=22/Ø2=83
		MT			26109	Boot Kit				gs		L:124/Ø1=24/Ø2=108/with cap
		AT4			26128	Boot Kit				gs		L:88/Ø1=21/Ø2=82
2.0 E 16V quattro (103 kW)	12.92 - 07.95	MT	x	rim Ø=15"	22538	Driveshaft	L	F			2	L:582/A:33/ABS:45
		MT	x	rim Ø=15"	22537	Driveshaft	R	F			2	L:568/A:33/ABS:45/Ø Joint:100
		MT	x	rim Ø=15"	22550	Joint Kit		F	ws		28	A:33/F:30/X/ABS:45
		MT	x	rim Ø=16"	22552	Joint Kit		F	ws		28	A:38/F:30/O:64/X/ABS:45
		MT	x		22581	Joint Kit		R	ws		28	A:38/F:25/O:59/Z/ABS:45

		Transm. MT Manual AT Autom.	with ABS Ring		Part-No.	Description	L Left R Right	F Front R Rear	Wheel Side	Gear Box Side	Pic. No.	Technical Specification  Further details on page I
---	---	---	---------------------	--	----------	-------------	-------------------------	-------------------------	---------------	---------------------	-------------	--

( AUDI )

( AUDI )

80 AVANT (8C, B4)													
2.0 E 16V quattro (103 kW)	12.92 - 07.95	MT			22545	Joint Kit		F		gs	29	G:33	
		MT			22522	Joint Kit		R		gs	29	G:33	
		MT		rim Ø=15"	22555	Boot Kit		F	ws				L:102/Ø1=22/Ø2=83
		MT		rim Ø=16"	26247	Boot Kit		F	ws				L:102/Ø1=22/Ø2=83
		MT			26009	Boot Kit		R	ws				L:76/Ø1=21/Ø2=82
		MT			26103	Boot Kit		F		gs			L:118/Ø1=28/Ø2=100/with cap
2.3 E (98 kW)	07.92 - 01.96	AT4			22505	Driveshaft	R				2	L:568/A:33/Ø Joint:100	
		MT/AT4			22551	Joint Kit			ws		28	A:33/F:30/X	
		MT/AT4	x		22550	Joint Kit			ws		28	A:33/F:30/X/ABS:45	
		MT			20273	Joint Kit				gs	29	G:28	
		MT/AT4			22555	Boot Kit			ws				L:102/Ø1=22/Ø2=83
		MT			26109	Boot Kit				gs			L:124/Ø1=24/Ø2=108/with cap
2.3 E quattro (98 kW)	09.91 - 11.94	AT4			26128	Boot Kit				gs		L:88/Ø1=21/Ø2=82	
		MT	x	rim Ø=15"	22538	Driveshaft	L	F			2	L:582/A:33/ABS:45	
		MT	x	rim Ø=15"	22537	Driveshaft	R	F			2	L:568/A:33/ABS:45/Ø Joint:100	
		MT	x	rim Ø=15"	22550	Joint Kit		F	ws		28	A:33/F:30/X/ABS:45	
		MT	x	rim Ø=16"	22552	Joint Kit		F	ws		28	A:38/F:30/O:64/X/ABS:45	
		MT	x		22581	Joint Kit		R	ws		28	A:38/F:25/O:59/Z/ABS:45	
2.6 (110 kW)	07.92 - 01.96	MT			22545	Joint Kit		F		gs	29	G:33	
		MT			22522	Joint Kit		R		gs	29	G:33	
		MT		rim Ø=15"	22555	Boot Kit		F	ws				L:102/Ø1=22/Ø2=83
		MT		rim Ø=16"	26247	Boot Kit		F	ws				L:102/Ø1=22/Ø2=83
		MT			26009	Boot Kit		R	ws				L:76/Ø1=21/Ø2=82
		MT			26103	Boot Kit		F		gs			L:118/Ø1=28/Ø2=100/with cap
		MT			26126	Boot Kit		R		gs			L:118/Ø1=24/Ø2=100/with cap
		MT	x		22637	Driveshaft	L					3	L:581.5/A:38/ABS:45
		MT			22641	Joint w. Shaft	L				gs	24	L:520.5
		MT			22640	Joint w. Shaft	R				gs	24	L:507
AT			22649	Joint w. Shaft	L				gs	24	L:423.5		
AT			22648	Joint w. Shaft	R				gs	24	L:472.5		
MT/AT	x		22639	Joint Kit			ws			28	A:38/F:27/X/ABS:45		
MT/AT			26094	Boot Kit			ws				L:92.5/Ø1=24/Ø2=92		
MT/AT			26065	Boot Kit					gs		L:88/Ø1=21/Ø2=82		
2.6 quattro (110 kW)	07.92 - 07.95	MT	x		22552	Joint Kit		F	ws		28	A:38/F:30/O:64/X/ABS:45	
		MT	x		22581	Joint Kit		R	ws		28	A:38/F:25/O:59/Z/ABS:45	
		MT			22545	Joint Kit		F		gs	29	G:33	
		MT			22522	Joint Kit		R		gs	29	G:33	
		MT			26247	Boot Kit		F	ws				L:102/Ø1=22/Ø2=83
		MT			26009	Boot Kit		R	ws				L:76/Ø1=21/Ø2=82
		MT			26103	Boot Kit		F		gs			L:118/Ø1=28/Ø2=100/with cap



		MT			<b>26126</b>	Boot Kit		R		gs		L:118/Ø1=24/Ø2=100/with cap	
2.8 (128 kW)	09.91 - 01.96	MT	x		<b>22637</b>	Driveshaft	L				3	L:581.5/A:38/ABS:45	
		MT			<b>22641</b>	Joint w. Shaft	L		gs		24	L:520.5	
		MT			<b>22640</b>	Joint w. Shaft	R			gs		24	L:507
		AT			<b>22649</b>	Joint w. Shaft	L			gs		24	L:423.5
		AT			<b>22648</b>	Joint w. Shaft	R			gs		24	L:472.5
		MT/AT	x		<b>22639</b>	Joint Kit			ws			28	A:38/F:27/X/ABS:45
		MT/AT			<b>26094</b>	Boot Kit			ws				L:92.5/Ø1=24/Ø2=92
		MT/AT			<b>26065</b>	Boot Kit			gs			L:88/Ø1=21/Ø2=82	
2.8 quattro (128 kW)	08.92 - 07.95	MT	x		<b>22552</b>	Joint Kit		F	ws		28	A:38/F:30/O:64/X/ABS:45	
		MT	x		<b>22581</b>	Joint Kit		R	ws		28	A:38/F:25/O:59/Z/ABS:45	
		MT			<b>22545</b>	Joint Kit		F		gs		29	G:33
		MT			<b>22522</b>	Joint Kit		R		gs		29	G:33
		MT			<b>26247</b>	Boot Kit		F	ws				L:102/Ø1=22/Ø2=83
		MT			<b>26009</b>	Boot Kit		R	ws				L:76/Ø1=21/Ø2=82
		MT			<b>26103</b>	Boot Kit		F		gs			L:118/Ø1=28/Ø2=100/with cap
		MT			<b>26126</b>	Boot Kit		R		gs		L:118/Ø1=24/Ø2=100/with cap	
S2 quattro (169 kW)	02.93 - 07.95	MT	x		<b>22639</b>	Joint Kit		F	ws		28	A:38/F:27/X/ABS:45	
		MT	x		<b>22581</b>	Joint Kit		R	ws		28	A:38/F:25/O:59/Z/ABS:45	
		MT			<b>20273</b>	Joint Kit		F/R		gs		29	G:28
		MT			<b>26094</b>	Boot Kit		F	ws				L:92.5/Ø1=24/Ø2=92
		MT			<b>26009</b>	Boot Kit		R	ws				L:76/Ø1=21/Ø2=82
		MT			<b>26109</b>	Boot Kit		F/R		gs			L:124/Ø1=24/Ø2=108/with cap
<b>90 (81, 85, B2)</b>													
1.6 TD (51 kW)	10.85 - 01.87	MT		Ch.-No. 81-C-117462 - 81-H-299000	<b>20259</b>	Driveshaft	L/R				1	L:625/A:22	
		MT/AT			<b>20260</b>	Joint Kit			ws		27	A:22/F:30/X	
		MT/AT			<b>20258</b>	Joint Kit				gs		29	G:33/Ø Joint:94.1
		MT/AT			<b>26005</b>	Boot Kit			ws				L:84/Ø1=20/Ø2=76
		MT/AT			<b>26062</b>	Boot Kit				gs			L:100/Ø1=21/Ø2=94/with cap
2.0 (83/85 kW)	03.86 - 03.87	MT		Ch.-No. - 81-H-299000	<b>22473</b>	Driveshaft	L				1	L:641/A:22	
		MT/AT		Ch.-No. - 81-H-299000	<b>22458</b>	Joint Kit			ws		27	A:22/F:30/X	
		MT/AT		Ch.-No. - 81-H-299000	<b>22545</b>	Joint Kit				gs		29	G:33
		MT/AT		Ch.-No. - 81-H-299000	<b>26037</b>	Boot Kit			ws				L:83/Ø1=22/Ø2=84
		MT/AT		Ch.-No. - 81-H-299000	<b>26103</b>	Boot Kit				gs			L:118/Ø1=28/Ø2=100/with cap
2.2 (85 kW)	01.85 - 03.87	MT			<b>22473</b>	Driveshaft	L				1	L:641/A:22	
		MT/AT			<b>22458</b>	Joint Kit			ws		27	A:22/F:30/X	
		MT/AT			<b>22545</b>	Joint Kit				gs		29	G:33
		MT/AT			<b>26037</b>	Boot Kit			ws				L:83/Ø1=22/Ø2=84
		MT/AT			<b>26103</b>	Boot Kit				gs			L:118/Ø1=28/Ø2=100/with cap
2.2 (100 kW)	10.84 - 03.87	MT			<b>20292</b>	Driveshaft	L				1	L:641/A:22	
		MT	x		<b>20297</b>	Driveshaft	R				1	L:595/A:22/ABS:96	
		AT	x		<b>22485</b>	Driveshaft	R				1	L:574/A:22/ABS:96	
		MT/AT			<b>20294</b>	Joint Kit			ws		27	A:22/F:25	
		MT/AT			<b>20273</b>	Joint Kit				gs		29	G:28
		MT/AT			<b>26007</b>	Boot Kit			ws				L:80/Ø1=22/Ø2=83
		MT/AT			<b>26109</b>	Boot Kit				gs			L:124/Ø1=24/Ø2=108/with cap
2.2 E quattro (100 kW)	11.84 - 03.87	MT			<b>20240</b>	Driveshaft	L	R			1	L:616.5/A:26	
		MT	x		<b>20203</b>	Driveshaft	L	R			1	L:616.5/A:22/ABS:96	
		MT			<b>20241</b>	Driveshaft	R	R			1	L:655/A:26	
		MT			<b>20271</b>	Joint Kit		R	ws		27	A:26/F:25	
		MT	x		<b>20276</b>	Joint Kit		R	ws		27	A:26/F:25/O:56.5/Z/ABS:96	

		Transm. MT Manual AT Autom.	with ABS Ring		Part-No.	Description	L Left R Right	F Front R Rear	Wheel Side	Gear Box Side	Pic. No.	Technical Specification  Further details on page I
---	---	---	---------------------	--	----------	-------------	-------------------------	-------------------------	---------------	---------------------	-------------	--

( AUDI )

( AUDI )

90 (81, 85, B2)												
2.2 E quattro (100 kW)	11.84 - 03.87	MT			22487	Joint Kit		R		gs	29	G:33
		MT			26007	Boot Kit		R	ws			L:80/Ø1=22/Ø2=83
		MT			26125	Boot Kit		R		gs		L:118/Ø1=24/Ø2=100/with cap
90 (89, 89Q, 8A, B3)												
1.6 TD (59 kW)	04.87 - 09.91	MT		Ch.-No. 89-J-373599 - 8A-N-200000	22504	Driveshaft	L				2	L:582/A:33
		MT		Ch.-No. 89-J-373599 - 8A-N-200000	22508	Driveshaft	R				2	L:568/A:33
		MT		Ch.-No. 89-J-373599 - 8A-N-200000	22543	Joint Kit			ws		28	A:33/F:30
		AT		Ch.-No. 8A-L-000001 - 8A-N-200000	22551	Joint Kit			ws		28	A:33/F:30/X
		AT	x	Ch.-No. 8A-L-000001 - 8A-N-200000	22550	Joint Kit			ws		28	A:33/F:30/X/ABS:45
		MT		Ch.-No. 89-J-373599 - 8A-N-200000	22631	Joint Kit				gs	29	G:33/Ø Joint:90
		AT		Ch.-No. 8A-L-000001 - 8A-N-200000	22632	Joint Kit				gs	29	G:33/Ø Joint:100
		MT		Ch.-No. 89-J-373599 - 8A-N-200000	22553	Boot Kit			ws			L:84/Ø1=20/Ø2=76
		AT		Ch.-No. 8A-L-000001 - 8A-N-200000	22555	Boot Kit			ws			L:102/Ø1=22/Ø2=83
		MT		Ch.-No. 89-J-373599 - 8A-N-200000	26190	Boot Kit				gs		L:100/Ø1=21/Ø2=94/with cap
		AT		Ch.-No. 8A-L-000001 - 8A-N-200000	26191	Boot Kit				gs		L:118/Ø1=28/Ø2=100/with cap
2.0 (85 kW)	07.88 - 09.91	MT		Ch.-No. 89-J-373599 - 8C-P-300000	22502	Driveshaft	L				2	L:582/A:33
		MT	x	Ch.-No. 89-J-373599 - 8C-P-300000	22538	Driveshaft	L				2	L:582/A:33/ABS:45
		MT		Ch.-No. 89-J-373599 - 8C-P-300000	22505	Driveshaft	R				2	L:568/A:33/Ø Joint:100
		MT	x	Ch.-No. 89-J-373599 - 8C-P-300000	22537	Driveshaft	R				2	L:568/A:33/ABS:45/Ø Joint:100
		MT		Ch.-No. 89-J-373599 - 8C-P-300000	22551	Joint Kit			ws		28	A:33/F:30/X
		MT	x	Ch.-No. 89-J-373599 - 8C-P-300000	22550	Joint Kit			ws		28	A:33/F:30/X/ABS:45
		AT		Ch.-No. 8A-K-000001 - 8A-N-010640	22551	Joint Kit			ws		28	A:33/F:30/X
		AT	x	Ch.-No. 8A-K-000001 - 8A-N-010640	22550	Joint Kit			ws		28	A:33/F:30/X/ABS:45
		MT		Ch.-No. 89-J-373599 - 8C-P-300000	22632	Joint Kit				gs	29	G:33/Ø Joint:100
		AT		Ch.-No. 8A-K-000001 - 8A-N-010640	22632	Joint Kit				gs	29	G:33/Ø Joint:100
		MT		Ch.-No. 89-J-373599 - 8C-P-300000	22555	Boot Kit			ws			L:102/Ø1=22/Ø2=83
		AT		Ch.-No. 8A-K-000001 - 8A-N-010640	22555	Boot Kit			ws			L:102/Ø1=22/Ø2=83
		MT		Ch.-No. 89-J-373599 - 8C-P-300000	26191	Boot Kit				gs		L:118/Ø1=28/Ø2=100/with cap
		AT		Ch.-No. 8A-K-000001 - 8A-N-010640	26191	Boot Kit				gs		L:118/Ø1=28/Ø2=100/with cap
2.0 20 V (118 kW)	08.89 - 07.91	MT			22551	Joint Kit			ws		28	A:33/F:30/X
		MT	x		22550	Joint Kit			ws		28	A:33/F:30/X/ABS:45
		MT			20273	Joint Kit				gs	29	G:28
		MT			22555	Boot Kit			ws			L:102/Ø1=22/Ø2=83
		MT			26109	Boot Kit				gs		L:124/Ø1=24/Ø2=108/with cap
2.2 E (100 kW)	04.87 - 07.91	AT3		Ch.-No. 89-J-373599 -	22514	Driveshaft	L				2	L:628/A:33
		AT3	x	Ch.-No. 89-J-373599 -	22817	Driveshaft	L				2	L:628/A:33/ABS:45
		AT3		Ch.-No. 89-J-373599 -	22518	Driveshaft	R				2	L:522.5/A:33
		AT3	x	Ch.-No. 89-J-373599 -	22818	Driveshaft	R				2	L:522.5/A:33/ABS:45
		MT/AT		Ch.-No. - 89-J-373598	22546	Joint Kit			ws		27	A:22/F:30/X
		MT/AT		Ch.-No. 89-J-373599 -	22551	Joint Kit			ws		28	A:33/F:30/X
		MT/AT	x	Ch.-No. - 89-J-373598	22547	Joint Kit			ws		27	A:22/F:30/X/ABS:96

		MT/AT	x	Ch.-No. 89-J-373599 -	22550	Joint Kit			ws		28	A:33/F:30/X/ABS:45
		MT/AT		Ch.-No. - 89-K-420000, air cond	22551	Joint Kit			ws		28	A:33/F:30/X
		MT	x	Ch.-No. - 89-J-373598, air cond	22548	Joint Kit			ws		28	A:33/F:30/X/ABS:96
		MT	x	Ch.-No. 89-J-373599 - , air cond	22550	Joint Kit			ws		28	A:33/F:30/X/ABS:45
		MT/AT		Ch.-No. - 89-K-420000	20273	Joint Kit				gs	29	G:28
		MT/AT		Ch.-No. - 89-J-373598	22554	Boot Kit			ws			L:102/Ø1=22/Ø2=83
		MT/AT		Ch.-No. 89-J-373599 -	22555	Boot Kit			ws			L:102/Ø1=22/Ø2=83
		MT/AT		Ch.-No. 89-H-429200 - 89-K-420000, air cond	22555	Boot Kit			ws			L:102/Ø1=22/Ø2=83
		MT			26109	Boot Kit				gs		L:124/Ø1=24/Ø2=108/with cap
		AT		Ch.-No. - 89-J-373598	26109	Boot Kit				gs		L:124/Ø1=24/Ø2=108/with cap
		AT		Ch.-No. 89-H-429200 - 89-K-420000, air cond	26109	Boot Kit				gs		L:124/Ø1=24/Ø2=108/with cap
		AT3		Ch.-No. 89-J-373599 -	26108	Boot Kit				gs		L:124/Ø1=24/Ø2=108/with cap
		AT4		Ch.-No. 8A-L-000001 -	26128	Boot Kit				gs		L:88/Ø1=21/Ø2=82
2.2 E quattro (100 kW)	04.87 - 09.91	MT	x	Ch.-No. 89-H-351001 -	22538	Driveshaft	L	F			2	L:582/A:33/ABS:45
		MT		Ch.-No. - 89-J-351000, air cond	22502	Driveshaft	L	F			2	L:582/A:33
		MT	x	Ch.-No. 89-H-351001 -	22537	Driveshaft	R	F			2	L:568/A:33/ABS:45/Ø Joint:100
		MT		Ch.-No. - 89-J-351000, air cond	22505	Driveshaft	R	F			2	L:568/A:33/Ø Joint:100
		MT		Ch.-No. - 89-J-351000	22546	Joint Kit		F	ws		27	A:22/F:30/X
		MT	x	Ch.-No. 89-H-351001 -	22550	Joint Kit		F	ws		28	A:33/F:30/X/ABS:45
		MT		Ch.-No. - 89-J-351000, air cond	22551	Joint Kit		F	ws		28	A:33/F:30/X
		MT	x	Ch.-No. - 89-J-351000, air cond	22548	Joint Kit		F	ws		28	A:33/F:30/X/ABS:96
		MT	x	Ch.-No. - 8A-L-360000	22550	Joint Kit		R	ws		28	A:33/F:30/X/ABS:45
		MT	x	Ch.-No. 8A-L-360001 -	22544	Joint Kit		R	ws		28	A:33/F:30/ABS:45
		MT			22545	Joint Kit		F		gs	29	G:33
		MT		Ch.-No. - 8A-L-360000	22545	Joint Kit		R		gs	29	G:33
		MT		Ch.-No. 8A-L-360001 -	20258	Joint Kit		R		gs	29	G:33/Ø Joint:94.1
		MT		Ch.-No. - 89-J-351000	22554	Boot Kit		F	ws			L:102/Ø1=22/Ø2=83
		MT		Ch.-No. 89-H-351001 -	22555	Boot Kit		F	ws			L:102/Ø1=22/Ø2=83
		MT		Ch.-No. - 8A-L-360000	22555	Boot Kit		R	ws			L:102/Ø1=22/Ø2=83
		MT		Ch.-No. 8A-L-360001 -	22553	Boot Kit		R	ws			L:84/Ø1=20/Ø2=76
		MT			26103	Boot Kit		F		gs		L:118/Ø1=28/Ø2=100/with cap
		MT		Ch.-No. - 8A-L-360000	26103	Boot Kit		R		gs		L:118/Ø1=28/Ø2=100/with cap
		MT		Ch.-No. 8A-L-360001 -	26062	Boot Kit		R		gs		L:100/Ø1=21/Ø2=94/with cap
2.3 E (98 kW)	04.87 - 09.91	AT3			22514	Driveshaft	L				2	L:628/A:33
		AT3	x		22817	Driveshaft	L				2	L:628/A:33/ABS:45
		AT3			22518	Driveshaft	R				2	L:522.5/A:33
		AT3	x		22818	Driveshaft	R				2	L:522.5/A:33/ABS:45
		MT/AT			22551	Joint Kit			ws		28	A:33/F:30/X
		MT/AT	x		22550	Joint Kit			ws		28	A:33/F:30/X/ABS:45
		MT			20273	Joint Kit				gs	29	G:28
		MT/AT			22555	Boot Kit			ws			L:102/Ø1=22/Ø2=83
		MT			26109	Boot Kit				gs		L:124/Ø1=24/Ø2=108/with cap
		AT3			26108	Boot Kit				gs		L:124/Ø1=24/Ø2=108/with cap
		AT4			26128	Boot Kit				gs		L:88/Ø1=21/Ø2=82
2.3 E (100 kW)	04.87 - 07.91	AT3		Ch.-No. 89-J-373599 -	22514	Driveshaft	L				2	L:628/A:33
		AT3	x	Ch.-No. 89-J-373599 -	22817	Driveshaft	L				2	L:628/A:33/ABS:45
		AT3		Ch.-No. 89-J-373599 -	22518	Driveshaft	R				2	L:522.5/A:33
		AT3	x	Ch.-No. 89-J-373599 -	22818	Driveshaft	R				2	L:522.5/A:33/ABS:45
		MT/AT		Ch.-No. - 89-J-373598	22546	Joint Kit			ws		27	A:22/F:30/X
		MT/AT		Ch.-No. 89-J-373599 -	22551	Joint Kit			ws		28	A:33/F:30/X
		MT/AT	x	Ch.-No. - 89-J-373598	22547	Joint Kit			ws		27	A:22/F:30/X/ABS:96




		Transm.	with ABS Ring		Part-No.	Description	L Left R Right	F Front R Rear	Wheel Side	Gear Box Side	Pic. No.	Technical Specification  Further details on page I
		MT Manual AT Autom.										

( AUDI )

( AUDI )

90 (89, 89Q, 8A, B3)													
2.3 E (100 kW)	04.87 - 07.91	MT/AT	x	Ch.-No. 89-J-373599 -	22550	Joint Kit			ws		28	A:33/F:30/X/ABS:45	
		MT/AT		Ch.-No. - 89-K-420000, air cond	22551	Joint Kit			ws		28	A:33/F:30/X	
		MT	x	Ch.-No. - 89-J-373598, air cond	22548	Joint Kit			ws		28	A:33/F:30/X/ABS:96	
		MT	x	Ch.-No. 89-J-373599 - , air cond	22550	Joint Kit			ws		28	A:33/F:30/X/ABS:45	
		MT/AT		Ch.-No. - 89-K-420000	20273	Joint Kit				gs	29	G:28	
		MT/AT		Ch.-No. - 89-J-373598	22554	Boot Kit			ws				L:102/Ø1=22/Ø2=83
		MT/AT		Ch.-No. 89-J-373599 -	22555	Boot Kit			ws				L:102/Ø1=22/Ø2=83
		MT/AT		Ch.-No. 89-H-429200 - 89-K-420000, air cond	22555	Boot Kit			ws				L:102/Ø1=22/Ø2=83
		MT			26109	Boot Kit				gs			L:124/Ø1=24/Ø2=108/with cap
		AT		Ch.-No. - 89-J-373598	26109	Boot Kit				gs			L:124/Ø1=24/Ø2=108/with cap
		AT		Ch.-No. 89-H-429200 - 89-K-420000, air cond	26109	Boot Kit				gs			L:124/Ø1=24/Ø2=108/with cap
		AT3		Ch.-No. 89-J-373599 -	26108	Boot Kit				gs			L:124/Ø1=24/Ø2=108/with cap
AT4		Ch.-No. 8A-L-000001 -	26128	Boot Kit				gs			L:88/Ø1=21/Ø2=82		
2.3 E 20V (123/125 kW)	08.88 - 07.91	MT	x		22814	Driveshaft	R				2	L:574.5/A:38/ABS:45	
		MT	x		22639	Joint Kit			ws		28	A:38/F:27/X/ABS:45	
		MT			20273	Joint Kit				gs	29	G:28	
		MT			26094	Boot Kit			ws				L:92.5/Ø1=24/Ø2=92
		MT			26109	Boot Kit				gs			L:124/Ø1=24/Ø2=108/with cap
2.3 E 20V quattro (125 kW)	06.88 - 09.91	MT	x		22552	Joint Kit		F	ws		28	A:38/F:30/O:64/X/ABS:45	
		MT	x		22550	Joint Kit		R	ws		28	A:33/F:30/X/ABS:45	
		MT			22545	Joint Kit		F/R		gs	29	G:33	
		MT			26247	Boot Kit		F	ws				L:102/Ø1=22/Ø2=83
		MT			22555	Boot Kit		R	ws				L:102/Ø1=22/Ø2=83
MT			26103	Boot Kit		F/R		gs			L:118/Ø1=28/Ø2=100/with cap		
2.3 E quattro (98 kW)	04.87 - 09.91	MT	x		22538	Driveshaft	L	F			2	L:582/A:33/ABS:45	
		MT	x		22537	Driveshaft	R	F			2	L:568/A:33/ABS:45/Ø Joint:100	
		MT	x		22550	Joint Kit		F	ws		28	A:33/F:30/X/ABS:45	
		MT	x		22544	Joint Kit		R	ws		28	A:33/F:30/ABS:45	
		MT			22545	Joint Kit		F		gs	29	G:33	
		MT			20258	Joint Kit		R		gs	29	G:33/Ø Joint:94.1	
		MT			22555	Boot Kit		F	ws				L:102/Ø1=22/Ø2=83
		MT			22553	Boot Kit		R	ws				L:84/Ø1=20/Ø2=76
		MT			26103	Boot Kit		F		gs			L:118/Ø1=28/Ø2=100/with cap
MT			26062	Boot Kit		R		gs			L:100/Ø1=21/Ø2=94/with cap		
2.3 E quattro (100 kW)	04.87 - 07.91	MT	x	Ch.-No. 89-H-351001 -	22538	Driveshaft	L	F			2	L:582/A:33/ABS:45	
		MT		Ch.-No. - 89-J-351000, air cond	22502	Driveshaft	L	F			2	L:582/A:33	
		MT	x	Ch.-No. 89-H-351001 -	22537	Driveshaft	R	F			2	L:568/A:33/ABS:45/Ø Joint:100	
		MT		Ch.-No. - 89-J-351000, air cond	22505	Driveshaft	R	F			2	L:568/A:33/Ø Joint:100	
		MT		Ch.-No. - 89-J-351000	22546	Joint Kit		F	ws		27	A:22/F:30/X	
		MT	x	Ch.-No. 89-H-351001 -	22550	Joint Kit		F	ws		28	A:33/F:30/X/ABS:45	
		MT		Ch.-No. - 89-J-351000, air cond	22551	Joint Kit		F	ws		28	A:33/F:30/X	

		MT	x	Ch.-No. - 89-J-351000, air cond	22548	Joint Kit		F	ws		28	A:33/F:30/X/ABS:96
		MT	x	Ch.-No. - 8A-L-360000	22550	Joint Kit		R	ws		28	A:33/F:30/X/ABS:45
		MT	x	Ch.-No. 8A-L-360001 -	22544	Joint Kit		R	ws		28	A:33/F:30/ABS:45
		MT			22545	Joint Kit		F		gs	29	G:33
		MT		Ch.-No. - 8A-L-360000	22545	Joint Kit		R		gs	29	G:33
		MT		Ch.-No. 8A-L-360001 -	20258	Joint Kit		R		gs	29	G:33/Ø Joint:94.1
		MT		Ch.-No. - 89-J-351000	22554	Boot Kit		F	ws			L:102/Ø1=22/Ø2=83
		MT		Ch.-No. 89-H-351001 -	22555	Boot Kit		F	ws			L:102/Ø1=22/Ø2=83
		MT		Ch.-No. - 8A-L-360000	22555	Boot Kit		R	ws			L:102/Ø1=22/Ø2=83
		MT		Ch.-No. 8A-L-360001 -	22553	Boot Kit		R	ws			L:84/Ø1=20/Ø2=76
		MT			26103	Boot Kit		F		gs		L:118/Ø1=28/Ø2=100/with cap
		MT		Ch.-No. - 8A-L-360000	26103	Boot Kit		R		gs		L:118/Ø1=28/Ø2=100/with cap
		MT		Ch.-No. 8A-L-360001 -	26062	Boot Kit		R		gs		L:100/Ø1=21/Ø2=94/with cap
<b>100 (C1)</b>												
1.6 (63 kW)	01.75 - 07.76	MT			20271	Joint Kit			ws		27	A:26/F:25
		MT			22486	Joint Kit				gs	29	G:33
		MT			26007	Boot Kit			ws			L:80/Ø1=22/Ø2=83
		MT			26008	Boot Kit				gs		L:100/Ø1=21/Ø2=94/with cap
1.8 LS (74 kW)	10.70 - 07.76	MT/AT		Ch.-No. 51000051 -	20271	Joint Kit			ws		27	A:26/F:25
		MT/AT		Ch.-No. 51000051 -	26007	Boot Kit			ws			L:80/Ø1=22/Ø2=83
		MT/AT		Ch.-No. 51000051 -	26095	Boot Kit				gs		L:82/Ø1=24/Ø2=61
1.9 GL (82 kW)	09.71 - 07.76	MT/AT		Ch.-No. 51000051 -	20271	Joint Kit			ws		27	A:26/F:25
		MT/AT		Ch.-No. 51000051 -	26007	Boot Kit			ws			L:80/Ø1=22/Ø2=83
		MT/AT		Ch.-No. 51000051 -	26095	Boot Kit				gs		L:82/Ø1=24/Ø2=61
<b>100 (43, C2)</b>												
1.6 (63 kW)	08.76 - 07.82	MT/AT			20271	Joint Kit			ws		27	A:26/F:25
		MT/AT			20272	Joint Kit				gs	29	G:33
		MT/AT			26007	Boot Kit			ws			L:80/Ø1=22/Ø2=83
		MT/AT			26083	Boot Kit				gs		L:100/Ø1=21/Ø2=94/with cap
1.9 (74 kW)	08.80 - 07.82	MT			20250	Driveshaft	L/R				1	L:660/A:26
		MT			20271	Joint Kit			ws		27	A:26/F:25
		MT			20273	Joint Kit				gs	29	G:28
		MT			26007	Boot Kit			ws			L:80/Ø1=22/Ø2=83
		MT			26109	Boot Kit				gs		L:124/Ø1=24/Ø2=108/with cap
2.0 (85 kW)	06.76 - 08.78	MT/AT			20271	Joint Kit			ws		27	A:26/F:25
		MT/AT			26007	Boot Kit			ws			L:80/Ø1=22/Ø2=83
		MT/AT			26095	Boot Kit				gs		L:82/Ø1=24/Ø2=61
2.0 D (51 kW)	08.78 - 07.82	MT		Ch.-No. 43-A-0040622 -	20250	Driveshaft	L/R				1	L:660/A:26
		MT		Ch.-No. 43-A-0109325 - 43-C-090315, Taxi	20250	Driveshaft	L/R				1	L:660/A:26
		AT		Ch.-No. 43-C-000001 -	22491	Driveshaft	L				1	L:692/A:26
		MT/AT			20271	Joint Kit			ws		27	A:26/F:25
		MT		Ch.-No. 43-A-0109325 - 43-C-090315, Taxi	20271	Joint Kit			ws		27	A:26/F:25
		MT		Ch.-No. 43-A-0040622 -	20273	Joint Kit				gs	29	G:28
		MT		Ch.-No. 4392045830 - 43-C-090315, Taxi	20273	Joint Kit				gs	29	G:28
		AT		Ch.-No. 43-C-000001 -	20273	Joint Kit				gs	29	G:28
		MT/AT			26007	Boot Kit			ws			L:80/Ø1=22/Ø2=83
		MT		Ch.-No. 4392045830 - 43-A-0109324, Taxi	26006	Boot Kit			ws			L:84/Ø1=24/Ø2=92
		MT		Ch.-No. 43-A-0109325 - 43-C-090315, Taxi	26007	Boot Kit			ws			L:80/Ø1=22/Ø2=83
		MT		Ch.-No. - 43-A-0040621	26095	Boot Kit				gs		L:82/Ø1=24/Ø2=61
		MT		Ch.-No. 43-A-0040622 -	26109	Boot Kit				gs		L:124/Ø1=24/Ø2=108/with cap

		Transm. MT Manual AT Autom.	with ABS Ring		Part-No.	Description	L Left R Right	F Front R Rear	Wheel Side	Gear Box Side	Pic. No.	Technical Specification  Further details on page I
---	---	---	---------------------	--	----------	-------------	-------------------------	-------------------------	---------------	---------------------	-------------	--

( AUDI )

( AUDI )

100 (43, C2)												
2.0 D (51 kW)	08.78 - 07.82	MT		Ch.-No. 4392045830 - 43-C-090315, Taxi	26109	Boot Kit				gs		L:124/Ø1=24/Ø2=108/with cap
		AT		Ch.-No. 43-C-000001 -	26109	Boot Kit				gs		L:124/Ø1=24/Ø2=108/with cap
2.1 (85/100 kW)	03.77 - 07.82	MT		Ch.-No. 43-A-0040622 -	20250	Driveshaft	L/R				1	L:660/A:26
		MT/AT			20271	Joint Kit			ws		27	A:26/F:25
		MT		Ch.-No. 43-A-0040622 -	20273	Joint Kit				gs	29	G:28
		AT		Ch.-No. 43-A-078194 -	20273	Joint Kit				gs	29	G:28
		MT/AT			26007	Boot Kit			ws			L:80/Ø1=22/Ø2=83
		MT		Ch.-No. - 43-A-0040621	26095	Boot Kit				gs		L:82/Ø1=24/Ø2=61
		MT		Ch.-No. 43-A-0040622 -	26109	Boot Kit				gs		L:124/Ø1=24/Ø2=108/with cap
		AT		Ch.-No. - 43-A-078193	26095	Boot Kit				gs		L:82/Ø1=24/Ø2=61
		AT		Ch.-No. 43-A-078194 -	26109	Boot Kit				gs		L:124/Ø1=24/Ø2=108/with cap
100 AVANT (43, C2)												
1.6 (63 kW)	07.77 - 02.83	MT/AT			20271	Joint Kit			ws		27	A:26/F:25
		MT/AT			20272	Joint Kit				gs	29	G:33
		MT/AT			26007	Boot Kit			ws			L:80/Ø1=22/Ø2=83
		MT/AT			26083	Boot Kit				gs		L:100/Ø1=21/Ø2=94/with cap
1.9 (74 kW)	08.80 - 07.82	MT			20250	Driveshaft	L/R				1	L:660/A:26
		MT			20271	Joint Kit			ws		27	A:26/F:25
		MT			20273	Joint Kit				gs	29	G:28
		MT			26007	Boot Kit			ws			L:80/Ø1=22/Ø2=83
		MT			26109	Boot Kit				gs		L:124/Ø1=24/Ø2=108/with cap
2.0 (85 kW)	08.77 - 07.80	MT/AT			20271	Joint Kit			ws		27	A:26/F:25
		MT/AT			26007	Boot Kit			ws			L:80/Ø1=22/Ø2=83
		MT/AT			26095	Boot Kit				gs		L:82/Ø1=24/Ø2=61
2.0 D (51 kW)	08.78 - 02.83	MT		Ch.-No. 43-A-0040622 -	20250	Driveshaft	L/R				1	L:660/A:26
		MT		Ch.-No. 43-A-0109325 - 43-C-090315, Taxi	20250	Driveshaft	L/R				1	L:660/A:26
		AT		Ch.-No. 43-C-000001 -	22491	Driveshaft	L				1	L:692/A:26
		MT/AT			20271	Joint Kit			ws		27	A:26/F:25
		MT		Ch.-No. 43-A-0109325 - 43-C-090315, Taxi	20271	Joint Kit			ws		27	A:26/F:25
		MT		Ch.-No. 43-A-0040622 -	20273	Joint Kit				gs	29	G:28
		MT		Ch.-No. 4392045830 - 43-C-090315, Taxi	20273	Joint Kit				gs	29	G:28
		AT		Ch.-No. 43-C-000001 -	20273	Joint Kit				gs	29	G:28
		MT/AT			26007	Boot Kit			ws			L:80/Ø1=22/Ø2=83
		MT		Ch.-No. 4392045830 - 43-A-0109324, Taxi	26006	Boot Kit			ws			L:84/Ø1=24/Ø2=92
		MT		Ch.-No. 43-A-0109325 - 43-C-090315, Taxi	26007	Boot Kit			ws			L:80/Ø1=22/Ø2=83
		MT		Ch.-No. - 43-A-0040621	26095	Boot Kit				gs		L:82/Ø1=24/Ø2=61
		MT		Ch.-No. 43-A-0040622 -	26109	Boot Kit				gs		L:124/Ø1=24/Ø2=108/with cap
		MT		Ch.-No. 4392045830 - 43-C-090315, Taxi	26109	Boot Kit				gs		L:124/Ø1=24/Ø2=108/with cap
		AT		Ch.-No. 43-C-000001 -	26109	Boot Kit				gs		L:124/Ø1=24/Ø2=108/with cap
2.1 (85/100 kW)	07.77 - 02.83	MT		Ch.-No. 43-A-0040622 -	20250	Driveshaft	L/R				1	L:660/A:26
		AT	x	Ch.-No. 44-D-000001 -	20277	Driveshaft	L				1	L:692/A:26/ABS:96

		MT/AT			<b>20271</b>	Joint Kit			ws		27	A:26/F:25
		MT/AT	x	Ch.-No. 44-D-000001 -	<b>20276</b>	Joint Kit			ws		27	A:26/F:25/0:56.5/Z/ABS:96
		MT		Ch.-No. 43-A-0040622 -	<b>20273</b>	Joint Kit				gs	29	G:28
		AT		Ch.-No. 43-A-078194 -	<b>20273</b>	Joint Kit				gs	29	G:28
		MT/AT			<b>26007</b>	Boot Kit			ws			L:80/Ø1=22/Ø2=83
		MT		Ch.-No. - 43-A-0040621	<b>26095</b>	Boot Kit				gs		L:82/Ø1=24/Ø2=61
		MT		Ch.-No. 43-A-0040622 -	<b>26109</b>	Boot Kit				gs		L:124/Ø1=24/Ø2=108/with cap
		AT		Ch.-No. - 43-A-078193	<b>26095</b>	Boot Kit				gs		L:82/Ø1=24/Ø2=61
		AT		Ch.-No. 43-A-078194 -	<b>26109</b>	Boot Kit				gs		L:124/Ø1=24/Ø2=108/with cap
<b>100 (44, 44Q, C3)</b>												
1.8 (55 kW)	08.82 - 12.87	MT/AT			<b>20271</b>	Joint Kit			ws		27	A:26/F:25
		MT/AT	x		<b>20276</b>	Joint Kit			ws		27	A:26/F:25/0:56.5/Z/ABS:96
		MT/AT			<b>20272</b>	Joint Kit				gs	29	G:33
		MT/AT			<b>26007</b>	Boot Kit			ws			L:80/Ø1=22/Ø2=83
		MT/AT			<b>26083</b>	Boot Kit				gs		L:100/Ø1=21/Ø2=94/with cap
1.8 (65/66 kW)	08.83 - 07.89	MT	x	Ch.-No. 44-J-200100 -	<b>22562</b>	Driveshaft	R				2	L:635.5/A:38/ABS:45
		MT		Ch.-No. - 44-J-200099	<b>20271</b>	Joint Kit			ws		27	A:26/F:25
		MT		Ch.-No. 44-J-200100 -	<b>22560</b>	Joint Kit			ws		28	A:38/F:25/0:59/Z
		MT	x	Ch.-No. - 44-J-200099	<b>20276</b>	Joint Kit			ws		27	A:26/F:25/0:56.5/Z/ABS:96
		MT	x	Ch.-No. 44-J-200100 -	<b>22566</b>	Joint Kit			ws		28	A:38/F:25/0:59/Z/ABS:45
		AT			<b>20271</b>	Joint Kit			ws		27	A:26/F:25
		AT	x	Ch.-No. - 44-J-200099	<b>20276</b>	Joint Kit			ws		27	A:26/F:25/0:56.5/Z/ABS:96
		AT	x	Ch.-No. 44-J-200100 -	<b>22572</b>	Joint Kit			ws		27	A:26/F:25/ABS:45
		MT		Ch.-No. - 44-J-200099	<b>22487</b>	Joint Kit				gs	29	G:33
		MT		Ch.-No. 44-J-200100 -	<b>22522</b>	Joint Kit				gs	29	G:33
		AT			<b>22487</b>	Joint Kit				gs	29	G:33
		MT		Ch.-No. - 44-J-200099	<b>26007</b>	Boot Kit			ws			L:80/Ø1=22/Ø2=83
		MT		Ch.-No. 44-J-200100 -	<b>26010</b>	Boot Kit			ws			L:80/Ø1=22/Ø2=83
		AT			<b>26007</b>	Boot Kit			ws			L:80/Ø1=22/Ø2=83
		MT		Ch.-No. - 44-J-200099	<b>26125</b>	Boot Kit				gs		L:118/Ø1=24/Ø2=100/with cap
		MT		Ch.-No. 44-J-200100 -	<b>26126</b>	Boot Kit				gs		L:118/Ø1=24/Ø2=100/with cap
		AT			<b>26125</b>	Boot Kit				gs		L:118/Ø1=24/Ø2=100/with cap
1.8 KAT (66 kW)	03.85 - 11.90	MT	x		<b>22562</b>	Driveshaft	R				2	L:635.5/A:38/ABS:45
		MT			<b>22560</b>	Joint Kit			ws		28	A:38/F:25/0:59/Z
		MT	x		<b>22566</b>	Joint Kit			ws		28	A:38/F:25/0:59/Z/ABS:45
		AT			<b>20271</b>	Joint Kit			ws		27	A:26/F:25
		AT	x		<b>22572</b>	Joint Kit			ws		27	A:26/F:25/ABS:45
		MT			<b>22522</b>	Joint Kit				gs	29	G:33
		AT			<b>22487</b>	Joint Kit				gs	29	G:33
		MT			<b>26010</b>	Boot Kit			ws			L:80/Ø1=22/Ø2=83
		AT			<b>26007</b>	Boot Kit			ws			L:80/Ø1=22/Ø2=83
		MT			<b>26126</b>	Boot Kit				gs		L:118/Ø1=24/Ø2=100/with cap
		AT			<b>26125</b>	Boot Kit				gs		L:118/Ø1=24/Ø2=100/with cap
1.8 quattro (65/66 kW)	10.84 - 07.90	MT		Ch.-No. - 44-J-200099	<b>20250</b>	Driveshaft	L/R	F			1	L:660/A:26
		MT	x	Ch.-No. 44-J-200100 -	<b>22562</b>	Driveshaft	R	F			2	L:635.5/A:38/ABS:45
		MT		Ch.-No. - 44-J-200099	<b>20271</b>	Joint Kit		F	ws		27	A:26/F:25
		MT	x	Ch.-No. - 44-J-200099	<b>20276</b>	Joint Kit		F	ws		27	A:26/F:25/0:56.5/Z/ABS:96
		MT	x	Ch.-No. 44-J-200100 -	<b>22566</b>	Joint Kit		F	ws		28	A:38/F:25/0:59/Z/ABS:45
		MT/AT		Ch.-No. - 44-J-200099	<b>20271</b>	Joint Kit		R	ws		27	A:26/F:25
		MT/AT	x	Ch.-No. - 44-J-200099	<b>20276</b>	Joint Kit		R	ws		27	A:26/F:25/0:56.5/Z/ABS:96
		MT/AT	x	Ch.-No. 44-J-200100 -	<b>22581</b>	Joint Kit		R	ws		28	A:38/F:25/0:59/Z/ABS:45

		Transm.	with ABS Ring		Part-No.	Description	L	F	Wheel Side	Gear Box Side	Pic. No.	Technical Specification  Further details on page I
		MT Manual AT Autom.					Left R Right	Front R Rear				




( AUDI )

( AUDI )

100 (44, 44Q, C3)													
1.8 quattro (65/66 kW)	10.84 - 07.90	MT		Ch.-No. - 44-J-200099	20273	Joint Kit		F		gs	29	G:28	
		MT		Ch.-No. 44-J-200100 -	22522	Joint Kit		F		gs	29	G:33	
		MT/AT			20273	Joint Kit		R		gs	29	G:28	
		MT		Ch.-No. - 44-J-200099	26007	Boot Kit		F	ws				L:80/Ø1=22/Ø2=83
		MT		Ch.-No. 44-J-200100 -	26010	Boot Kit		F	ws				L:80/Ø1=22/Ø2=83
		MT/AT		Ch.-No. - 44-J-200099	26007	Boot Kit		R	ws				L:80/Ø1=22/Ø2=83
		MT/AT		Ch.-No. 44-J-200100 -	26009	Boot Kit		R	ws				L:76/Ø1=21/Ø2=82
		MT		Ch.-No. - 44-J-200099	26109	Boot Kit		F		gs			L:124/Ø1=24/Ø2=108/with cap
		MT		Ch.-No. 44-J-200100 -	26126	Boot Kit		F		gs			L:118/Ø1=24/Ø2=100/with cap
		MT/AT			26109	Boot Kit		R		gs			L:124/Ø1=24/Ø2=108/with cap
1.8 quattro KAT (66 kW)	08.85 - 11.90	MT	x		22562	Driveshaft	R	F			2	L:635.5/A:38/ABS:45	
		MT	x		22566	Joint Kit		F	ws		28	A:38/F:25/O:59/Z/ABS:45	
		MT	x		22581	Joint Kit		R	ws		28	A:38/F:25/O:59/Z/ABS:45	
		MT			22522	Joint Kit		F		gs	29	G:33	
		MT			20273	Joint Kit		R		gs	29	G:28	
		MT			26010	Boot Kit		F	ws				L:80/Ø1=22/Ø2=83
		MT			26009	Boot Kit		R	ws				L:76/Ø1=21/Ø2=82
		MT			26126	Boot Kit		F		gs			L:118/Ø1=24/Ø2=100/with cap
MT			26109	Boot Kit		R		gs			L:124/Ø1=24/Ø2=108/with cap		
1.9 (74 kW)	08.82 - 07.84	MT			20250	Driveshaft	L/R				1	L:660/A:26	
		MT			20271	Joint Kit			ws		27	A:26/F:25	
		MT			20273	Joint Kit				gs	29	G:28	
		MT			26007	Boot Kit			ws				L:80/Ø1=22/Ø2=83
		MT			26109	Boot Kit				gs			L:124/Ø1=24/Ø2=108/with cap
2.0 (83/85 kW)	08.84 - 12.87	MT			20250	Driveshaft	L/R				1	L:660/A:26	
		AT	x		20277	Driveshaft	L				1	L:692/A:26/ABS:96	
		MT/AT			20271	Joint Kit			ws		27	A:26/F:25	
		MT/AT	x		20276	Joint Kit			ws		27	A:26/F:25/O:56.5/Z/ABS:96	
		MT/AT			20273	Joint Kit				gs	29	G:28	
		MT/AT			26007	Boot Kit			ws				L:80/Ø1=22/Ø2=83
MT/AT			26109	Boot Kit				gs			L:124/Ø1=24/Ø2=108/with cap		
2.0 KAT (85 kW)	01.88 - 11.90	MT			22560	Joint Kit			ws		28	A:38/F:25/O:59/Z	
		MT	x		22566	Joint Kit			ws		28	A:38/F:25/O:59/Z/ABS:45	
		AT			20271	Joint Kit			ws		27	A:26/F:25	
		AT	x		22572	Joint Kit			ws		27	A:26/F:25/ABS:45	
		MT/AT			20273	Joint Kit				gs	29	G:28	
		MT			26010	Boot Kit			ws				L:80/Ø1=22/Ø2=83
		AT			26007	Boot Kit			ws				L:80/Ø1=22/Ø2=83
MT/AT			26109	Boot Kit				gs			L:124/Ø1=24/Ø2=108/with cap		
2.0 D (51 kW)	08.82 - 07.88	MT		Ch.-No. - 44-J-200099	20250	Driveshaft	L/R				1	L:660/A:26	
		AT		Ch.-No. - 44-K-300000	22491	Driveshaft	L				1	L:692/A:26	



		AT	x	Ch.-No. 44-F-000001 - 44-J-200099	20277	Driveshaft	L				1	L:692/A:26/ABS:96
		MT		Ch.-No. - 44-J-200099	20271	Joint Kit		ws			27	A:26/F:25
		MT		Ch.-No. 44-J-200100 - 44-K-300000	22560	Joint Kit		ws			28	A:38/F:25/0:59/Z
		MT	x	Ch.-No. - 44-J-200099	20276	Joint Kit		ws			27	A:26/F:25/0:56.5/Z/ABS:96
		MT	x	Ch.-No. 44-J-300000 - 44-K-300000	22566	Joint Kit		ws			28	A:38/F:25/0:59/Z/ABS:45
		AT		Ch.-No. - 44-K-300000	20271	Joint Kit		ws			27	A:26/F:25
		AT	x	Ch.-No. - 44-J-200099	20276	Joint Kit		ws			27	A:26/F:25/0:56.5/Z/ABS:96
		AT	x	Ch.-No. 44-J-200100 - 44-K-300000	22572	Joint Kit		ws			27	A:26/F:25/ABS:45
		MT/AT			20273	Joint Kit			gs		29	G:28
		MT		Ch.-No. - 44-J-200099	26007	Boot Kit		ws				L:80/Ø1=22/Ø2=83
		MT		Ch.-No. 44-J-200100 - 44-K-300000	26010	Boot Kit		ws				L:80/Ø1=22/Ø2=83
		AT			26007	Boot Kit		ws				L:80/Ø1=22/Ø2=83
		MT/AT			26109	Boot Kit			gs			L:124/Ø1=24/Ø2=108/with cap
2.0 D Turbo (64 kW)	08.82 - 02.88	MT			20250	Driveshaft	L/R				1	L:660/A:26
		AT			22491	Driveshaft	L				1	L:692/A:26
		AT	x		20277	Driveshaft	L				1	L:692/A:26/ABS:96
		MT/AT			20271	Joint Kit		ws			27	A:26/F:25
		MT/AT	x		20276	Joint Kit		ws			27	A:26/F:25/0:56.5/Z/ABS:96
		MT/AT			20273	Joint Kit			gs		29	G:28
		MT/AT			26007	Boot Kit		ws				L:80/Ø1=22/Ø2=83
		MT/AT			26109	Boot Kit			gs			L:124/Ø1=24/Ø2=108/with cap
2.0 D Turbo (74 kW)	03.88 - 11.90	MT			22560	Joint Kit		ws			28	A:38/F:25/0:59/Z
		MT	x		22566	Joint Kit		ws			28	A:38/F:25/0:59/Z/ABS:45
		MT			20273	Joint Kit			gs		29	G:28
		MT			26010	Boot Kit		ws				L:80/Ø1=22/Ø2=83
		MT			26109	Boot Kit			gs			L:124/Ø1=24/Ø2=108/with cap
2.1 (100 kW)	08.82 - 07.84	MT			20250	Driveshaft	L/R				1	L:660/A:26
		AT	x		20277	Driveshaft	L				1	L:692/A:26/ABS:96
		MT/AT			20271	Joint Kit		ws			27	A:26/F:25
		MT/AT	x		20276	Joint Kit		ws			27	A:26/F:25/0:56.5/Z/ABS:96
		MT/AT			20273	Joint Kit			gs		29	G:28
		MT/AT			26007	Boot Kit		ws				L:80/Ø1=22/Ø2=83
		MT/AT			26109	Boot Kit			gs			L:124/Ø1=24/Ø2=108/with cap
2.2 (85 kW)	10.84 - 09.86	MT			20250	Driveshaft	L/R				1	L:660/A:26
		AT	x		20277	Driveshaft	L				1	L:692/A:26/ABS:96
		MT/AT			20271	Joint Kit		ws			27	A:26/F:25
		MT/AT	x		20276	Joint Kit		ws			27	A:26/F:25/0:56.5/Z/ABS:96
		MT/AT			20273	Joint Kit			gs		29	G:28
		MT/AT			26007	Boot Kit		ws				L:80/Ø1=22/Ø2=83
		MT/AT			26109	Boot Kit			gs			L:124/Ø1=24/Ø2=108/with cap
2.2 (96 kW)	08.82 - 07.84	MT/AT			26007	Boot Kit		ws				L:80/Ø1=22/Ø2=83
		MT/AT			26109	Boot Kit			gs			L:124/Ø1=24/Ø2=108/with cap
2.2 (101 kW)	08.84 - 12.88	MT		Ch.-No. 44-H-000001 - 44-J-200099	20250	Driveshaft	L/R				1	L:660/A:26
		AT	x	Ch.-No. 44-H-000001 - 44-J-200099	20277	Driveshaft	L				1	L:692/A:26/ABS:96
		MT		Ch.-No. 44-H-000001 - 44-J-200099	20271	Joint Kit		ws			27	A:26/F:25
		MT		Ch.-No. 44-J-200100 -	22560	Joint Kit		ws			28	A:38/F:25/0:59/Z
		MT	x	Ch.-No. 44-H-000001 - 44-J-200099	20276	Joint Kit		ws			27	A:26/F:25/0:56.5/Z/ABS:96
		MT	x	Ch.-No. 44-J-200100 -	22566	Joint Kit		ws			28	A:38/F:25/0:59/Z/ABS:45
		AT		Ch.-No. 44-H-000001 - 44-K-300000	20271	Joint Kit		ws			27	A:26/F:25
		AT	x	Ch.-No. 44-H-000001 - 44-J-200099	20276	Joint Kit		ws			27	A:26/F:25/0:56.5/Z/ABS:96
		AT	x	Ch.-No. 44-J-200100 - 44-K-300000	22572	Joint Kit		ws			27	A:26/F:25/ABS:45




		Transm. MT Manual AT Autom.	with ABS Ring		Part-No.	Description	L Left R Right	F Front R Rear	Wheel Side	Gear Box Side	Pic. No.	Technical Specification  Further details on page I
---	---	---	---------------------	--	----------	-------------	-------------------------	-------------------------	---------------	---------------------	-------------	--

( AUDI )

( AUDI )

100 (44, 44Q, C3)														
2.2 (101 kW)	08.84 - 12.88	MT/AT			20273	Joint Kit				gs	29	G:28		
		MT		Ch.-No. 44-H-000001 - 44-J-200099	26007	Boot Kit			ws			L:80/Ø1=22/Ø2=83		
		MT		Ch.-No. 44-J-200100 -	26010	Boot Kit			ws			L:80/Ø1=22/Ø2=83		
		AT		Ch.-No. 44-H-000001 - 44-K-300000	26007	Boot Kit			ws			L:80/Ø1=22/Ø2=83		
2.2 KAT (101 kW)	06.89 - 11.90	MT/AT			26109	Boot Kit				gs		L:124/Ø1=24/Ø2=108/with cap		
		MT			22560	Joint Kit			ws		28	A:38/F:25/O:59/Z		
		MT	x		22566	Joint Kit			ws		28	A:38/F:25/O:59/Z/ABS:45		
		AT3	x		22572	Joint Kit			ws		27	A:26/F:25/ABS:45		
		AT4	x		22566	Joint Kit			ws		28	A:38/F:25/O:59/Z/ABS:45		
		MT/AT3			20273	Joint Kit				gs	29	G:28		
		MT/AT4			26010	Boot Kit			ws			L:80/Ø1=22/Ø2=83		
		AT3			26007	Boot Kit			ws			L:80/Ø1=22/Ø2=83		
2.2 E quattro (88 kW)	08.85 - 07.86	MT/AT3			26109	Boot Kit				gs		L:124/Ø1=24/Ø2=108/with cap		
		AT4			26129	Boot Kit				gs		L:88/Ø1=21/Ø2=82		
		MT			20250	Driveshaft	L/R	F			1	L:660/A:26		
		MT			20271	Joint Kit		F	ws		27	A:26/F:25		
		MT	x		20276	Joint Kit		F	ws		27	A:26/F:25/O:56.5/Z/ABS:96		
		MT/AT			20271	Joint Kit		R	ws		27	A:26/F:25		
		MT/AT	x		20276	Joint Kit		R	ws		27	A:26/F:25/O:56.5/Z/ABS:96		
		MT			20273	Joint Kit		F		gs	29	G:28		
2.2 E Turbo quattro (121 kW)	08.86 - 11.90	MT/AT			20273	Joint Kit		R		gs	29	G:28		
		MT			26007	Boot Kit		F	ws			L:80/Ø1=22/Ø2=83		
		MT/AT			26007	Boot Kit		R	ws			L:80/Ø1=22/Ø2=83		
		MT			26109	Boot Kit		F		gs		L:124/Ø1=24/Ø2=108/with cap		
		MT/AT			26109	Boot Kit		R		gs		L:124/Ø1=24/Ø2=108/with cap		
		MT	x	Ch.-No. - 44-J-200099	20280	Driveshaft	L/R	F			1	L:660/A:26/ABS:96		
		MT	x	Ch.-No. 44-J-200100 -	22567	Driveshaft	L/R	F			2	L:610/A:38/ABS:45		
		MT	x	Ch.-No. 44-J-200100 -	22568	Joint Kit		F	ws		28	A:38/F:28/O:59/Z/ABS:45		
		MT/AT		Ch.-No. - 44-J-200099	20271	Joint Kit		R	ws		27	A:26/F:25		
		MT/AT	x	Ch.-No. - 44-J-200099	20276	Joint Kit		R	ws		27	A:26/F:25/O:56.5/Z/ABS:96		
		MT/AT	x	Ch.-No. 44-J-200100 -	22581	Joint Kit		R	ws		28	A:38/F:25/O:59/Z/ABS:45		
		2.2 quattro (101 kW)	08.84 - 12.88	MT			20273	Joint Kit		F		gs	29	G:28
MT/AT					20273	Joint Kit		R		gs	29	G:28		
MT				Ch.-No. - 44-J-200099	26006	Boot Kit		F	ws			L:84/Ø1=24/Ø2=92		
MT				Ch.-No. 44-J-200100 -	23524	Boot Kit		F	ws			L:83/Ø1=24/Ø2=92		
MT/AT				Ch.-No. - 44-J-200099	26007	Boot Kit		R	ws			L:80/Ø1=22/Ø2=83		
MT/AT				Ch.-No. 44-J-200100 -	26009	Boot Kit		R	ws			L:76/Ø1=21/Ø2=82		
MT					26109	Boot Kit		F		gs		L:124/Ø1=24/Ø2=108/with cap		
MT/AT					26109	Boot Kit		R		gs		L:124/Ø1=24/Ø2=108/with cap		
2.2 quattro (101 kW)	08.84 - 12.88			MT		Ch.-No. - 44-J-200099	20250	Driveshaft	L/R	F			1	L:660/A:26
				MT		Ch.-No. - 44-J-200099	20271	Joint Kit		F	ws		27	A:26/F:25

		MT	x	Ch.-No. - 44-J-200099	20276	Joint Kit		F	ws		27	A:26/F:25/O:56.5/Z/ABS:96
		MT	x	Ch.-No. 44-J-200100 -	22566	Joint Kit		F	ws		28	A:38/F:25/O:59/Z/ABS:45
		MT/AT		Ch.-No. - 44-J-200099	20271	Joint Kit		R	ws		27	A:26/F:25
		MT/AT	x	Ch.-No. - 44-J-200099	20276	Joint Kit		R	ws		27	A:26/F:25/O:56.5/Z/ABS:96
		MT/AT	x	Ch.-No. 44-J-200100 -	22581	Joint Kit		R	ws		28	A:38/F:25/O:59/Z/ABS:45
		MT			20273	Joint Kit		F		gs	29	G:28
		MT/AT			20273	Joint Kit		R		gs	29	G:28
		MT		Ch.-No. - 44-J-200099	26007	Boot Kit		F	ws			L:80/Ø1=22/Ø2=83
		MT		Ch.-No. 44-J-200100 -	26010	Boot Kit		F	ws			L:80/Ø1=22/Ø2=83
		MT/AT		Ch.-No. - 44-J-200099	26007	Boot Kit		R	ws			L:80/Ø1=22/Ø2=83
		MT/AT		Ch.-No. 44-J-200100 -	26009	Boot Kit		R	ws			L:76/Ø1=21/Ø2=82
		MT			26109	Boot Kit		F		gs		L:124/Ø1=24/Ø2=108/with cap
		MT/AT			26109	Boot Kit		R		gs		L:124/Ø1=24/Ø2=108/with cap
2.2 quattro KAT (101 kW)	06.89 - 11.90	MT			22566	Joint Kit		F	ws		28	A:38/F:25/O:59/Z/ABS:45
		MT/AT			22581	Joint Kit		R	ws		28	A:38/F:25/O:59/Z/ABS:45
		MT			20273	Joint Kit		F		gs	29	G:28
		MT/AT			20273	Joint Kit		R		gs	29	G:28
		MT			26010	Boot Kit		F	ws			L:80/Ø1=22/Ø2=83
		MT/AT			26009	Boot Kit		R	ws			L:76/Ø1=21/Ø2=82
		MT			26109	Boot Kit		F		gs		L:124/Ø1=24/Ø2=108/with cap
		MT/AT			26109	Boot Kit		R		gs		L:124/Ø1=24/Ø2=108/with cap
2.2 Turbo (121 kW)	08.86 - 11.90	MT	x	Ch.-No. - 44-J-200099	20280	Driveshaft	L/R				1	L:660/A:26/ABS:96
		MT	x	Ch.-No. 44-J-200100 -	22567	Driveshaft	L/R				2	L:610/A:38/ABS:45
		AT	x	Ch.-No. - 44-J-200099	23503	Driveshaft	R				1	L:639/A:26/ABS:96
		MT	x	Ch.-No. 44-J-200100 -	22568	Joint Kit			ws		28	A:38/F:28/O:59/Z/ABS:45
		MT/AT			20273	Joint Kit				gs	29	G:28
		MT		Ch.-No. - 44-J-200099	26006	Boot Kit			ws			L:84/Ø1=24/Ø2=92
		MT		Ch.-No. 44-J-200100 -	23524	Boot Kit			ws			L:83/Ø1=24/Ø2=92
		AT			26006	Boot Kit			ws			L:84/Ø1=24/Ø2=92
		MT/AT			26109	Boot Kit				gs		L:124/Ø1=24/Ø2=108/with cap
2.3 E (98 kW)	01.90 - 11.90	MT			22560	Joint Kit			ws		28	A:38/F:25/O:59/Z
		MT	x		22566	Joint Kit			ws		28	A:38/F:25/O:59/Z/ABS:45
		AT3			20271	Joint Kit			ws		27	A:26/F:25
		AT3	x		22572	Joint Kit			ws		27	A:26/F:25/ABS:45
		AT4	x		22566	Joint Kit			ws		28	A:38/F:25/O:59/Z/ABS:45
		MT/AT3			20273	Joint Kit				gs	29	G:28
		MT/AT4			26010	Boot Kit			ws			L:80/Ø1=22/Ø2=83
		AT3			26007	Boot Kit			ws			L:80/Ø1=22/Ø2=83
		MT/AT3			26109	Boot Kit				gs		L:124/Ø1=24/Ø2=108/with cap
		AT4			26129	Boot Kit				gs		L:88/Ø1=21/Ø2=82
2.3 E (100 kW)	10.86 - 11.90	MT		Ch.-No. - 44-J-200099	20250	Driveshaft	L/R				1	L:660/A:26
		AT	x	Ch.-No. - 44-J-200099	20277	Driveshaft	L				1	L:692/A:26/ABS:96
		MT		Ch.-No. - 44-J-200099	20271	Joint Kit			ws		27	A:26/F:25
		MT		Ch.-No. 44-J-200100 -	22560	Joint Kit			ws		28	A:38/F:25/O:59/Z
		MT	x	Ch.-No. - 44-J-200099	20276	Joint Kit			ws		27	A:26/F:25/O:56.5/Z/ABS:96
		MT	x	Ch.-No. 44-J-200100 -	22566	Joint Kit			ws		28	A:38/F:25/O:59/Z/ABS:45
		AT		Ch.-No. - 44-K-300000	20271	Joint Kit			ws		27	A:26/F:25
		AT	x	Ch.-No. - 44-J-200099	20276	Joint Kit			ws		27	A:26/F:25/O:56.5/Z/ABS:96
		AT	x	Ch.-No. 44-J-200100 -	22572	Joint Kit			ws		27	A:26/F:25/ABS:45
		AT3		Ch.-No. 44-L-000001 -	20271	Joint Kit			ws		27	A:26/F:25
		AT3	x	Ch.-No. 44-L-000001 -	22572	Joint Kit			ws		27	A:26/F:25/ABS:45

		Transm.	with ABS Ring		Part-No.	Description	L	F	Wheel Side	Gear Box Side	Pic. No.	Technical Specification  Further details on page I
		MT Manual AT Autom.					Left R Right	Front R Rear				

( AUDI )

( AUDI )

100 (44, 44Q, C3)														
2.3 E (100 kW)	10.86 - 11.90	AT4	x	Ch.-No. 44-L-000001 -	22566	Joint Kit			ws		28	A:38/F:25/0:59/Z/ABS:45		
		MT/AT3			20273	Joint Kit			gs	29	G:28			
		MT			26007	Boot Kit		ws			L:80/Ø1=22/Ø2=83			
		MT			26010	Boot Kit		ws			L:80/Ø1=22/Ø2=83			
		AT			26007	Boot Kit		ws			L:80/Ø1=22/Ø2=83			
		AT3			26007	Boot Kit		ws			L:80/Ø1=22/Ø2=83			
		AT4			26010	Boot Kit		ws			L:80/Ø1=22/Ø2=83			
		MT/AT3			26109	Boot Kit			gs		L:124/Ø1=24/Ø2=108/with cap			
AT4	26129	Boot Kit			gs		L:88/Ø1=21/Ø2=82							
2.3 E quattro (100 kW)	08.86 - 11.90	MT		Ch.-No. - 44-J-200099	20250	Driveshaft	L/R	F			1	L:660/A:26		
		MT		Ch.-No. - 44-J-200099	20271	Joint Kit		F	ws		27	A:26/F:25		
		MT	x	Ch.-No. - 44-J-200099	20276	Joint Kit		F	ws		27	A:26/F:25/0:56.5/Z/ABS:96		
		MT	x	Ch.-No. 44-J-200100 -	22566	Joint Kit		F	ws		28	A:38/F:25/0:59/Z/ABS:45		
		MT/AT		Ch.-No. - 44-J-200099	20271	Joint Kit		R	ws		27	A:26/F:25		
		MT/AT	x	Ch.-No. - 44-J-200099	20276	Joint Kit		R	ws		27	A:26/F:25/0:56.5/Z/ABS:96		
		MT/AT	x	Ch.-No. 44-J-200100 -	22581	Joint Kit		R	ws		28	A:38/F:25/0:59/Z/ABS:45		
		MT			20273	Joint Kit		F		gs	29	G:28		
		MT/AT			20273	Joint Kit		R		gs	29	G:28		
		MT		Ch.-No. - 44-J-200099	26007	Boot Kit		F	ws				L:80/Ø1=22/Ø2=83	
		MT		Ch.-No. 44-J-200100 -	26010	Boot Kit		F	ws				L:80/Ø1=22/Ø2=83	
		MT/AT		Ch.-No. - 44-J-200099	26007	Boot Kit		R	ws				L:80/Ø1=22/Ø2=83	
		MT/AT		Ch.-No. 44-J-200100 -	26009	Boot Kit		R	ws				L:76/Ø1=21/Ø2=82	
		MT			26109	Boot Kit		F		gs			L:124/Ø1=24/Ø2=108/with cap	
MT/AT			26109	Boot Kit		R		gs			L:124/Ø1=24/Ø2=108/with cap			
2.3 quattro (98 kW)	01.90 - 11.90	MT	x		22566	Joint Kit		F	ws		28	A:38/F:25/0:59/Z/ABS:45		
		MT			20273	Joint Kit		F		gs	29	G:28		
		MT			26010	Boot Kit		F	ws				L:80/Ø1=22/Ø2=83	
		MT			26109	Boot Kit		F		gs			L:124/Ø1=24/Ø2=108/with cap	
2.4 D (60 kW)	08.89 - 07.91	MT		Ch.-No. - 44-M-050000	22560	Joint Kit			ws		28	A:38/F:25/0:59/Z		
		MT	x	Ch.-No. - 44-M-050000	22566	Joint Kit			ws		28	A:38/F:25/0:59/Z/ABS:45		
		MT		Ch.-No. - 44-M-050000	26010	Boot Kit			ws				L:80/Ø1=22/Ø2=83	
		AT		Ch.-No. - 44-M-050000	26084	Boot Kit				gs			L:88/Ø1=21/Ø2=82	
2.5 TDI (88 kW)	01.90 - 11.90	MT	x		22568	Joint Kit			ws		28	A:38/F:28/0:59/Z/ABS:45		
		MT			23524	Boot Kit			ws				L:83/Ø1=24/Ø2=92	
		MT			26182	Boot Kit				gs			L:88/Ø1=21/Ø2=82	
100 AVANT (44, 44Q, C3)														
1.8 (55 kW)	08.82 - 12.87	MT/AT	x		20271	Joint Kit			ws		27	A:26/F:25		
		MT/AT			20276	Joint Kit			ws		27	A:26/F:25/0:56.5/Z/ABS:96		
		MT/AT			20272	Joint Kit			gs	29	G:33			
		MT/AT			26007	Boot Kit			ws					L:80/Ø1=22/Ø2=83
		MT/AT			26083	Boot Kit					gs			L:100/Ø1=21/Ø2=94/with cap

1.8 (65/66 kW)	08.83 - 07.90	MT	x	Ch.-No. 44-J-200100 -	22562	Driveshaft	R			2	L:635.5/A:38/ABS:45	
		MT		Ch.-No. - 44-J-200099	20271	Joint Kit		ws		27	A:26/F:25	
		MT		Ch.-No. 44-J-200100 -	22560	Joint Kit		ws		28	A:38/F:25/O:59/Z	
		MT	x	Ch.-No. - 44-J-200099	20276	Joint Kit		ws		27	A:26/F:25/O:56.5/Z/ABS:96	
		MT	x	Ch.-No. 44-J-200100 -	22566	Joint Kit		ws		28	A:38/F:25/O:59/Z/ABS:45	
		AT			20271	Joint Kit		ws		27	A:26/F:25	
		AT	x	Ch.-No. - 44-J-200099	20276	Joint Kit		ws		27	A:26/F:25/O:56.5/Z/ABS:96	
		AT	x	Ch.-No. 44-J-200100 -	22572	Joint Kit		ws		27	A:26/F:25/ABS:45	
		MT		Ch.-No. - 44-J-200099	22487	Joint Kit			gs	29	G:33	
		MT		Ch.-No. 44-J-200100 -	22522	Joint Kit			gs	29	G:33	
		AT			22487	Joint Kit			gs	29	G:33	
		MT		Ch.-No. - 44-J-200099	26007	Boot Kit		ws			L:80/Ø1=22/Ø2=83	
		MT		Ch.-No. 44-J-200100 -	26010	Boot Kit		ws			L:80/Ø1=22/Ø2=83	
		AT			26007	Boot Kit		ws			L:80/Ø1=22/Ø2=83	
		MT		Ch.-No. - 44-J-200099	26125	Boot Kit			gs		L:118/Ø1=24/Ø2=100/with cap	
MT		Ch.-No. 44-J-200100 -	26126	Boot Kit			gs		L:118/Ø1=24/Ø2=100/with cap			
AT			26125	Boot Kit			gs		L:118/Ø1=24/Ø2=100/with cap			
1.8 KAT (66 kW)	03.85 - 11.90	MT	x		22562	Driveshaft	R			2	L:635.5/A:38/ABS:45	
		MT			22560	Joint Kit		ws		28	A:38/F:25/O:59/Z	
		MT	x		22566	Joint Kit		ws		28	A:38/F:25/O:59/Z/ABS:45	
		AT			20271	Joint Kit		ws		27	A:26/F:25	
		AT	x		22572	Joint Kit		ws		27	A:26/F:25/ABS:45	
		MT			22522	Joint Kit			gs	29	G:33	
		AT			22487	Joint Kit			gs	29	G:33	
		MT			26010	Boot Kit		ws			L:80/Ø1=22/Ø2=83	
		AT			26007	Boot Kit		ws			L:80/Ø1=22/Ø2=83	
		MT			26126	Boot Kit			gs		L:118/Ø1=24/Ø2=100/with cap	
AT			26125	Boot Kit			gs		L:118/Ø1=24/Ø2=100/with cap			
1.8 quattro (65/66 kW)	10.84 - 07.90	MT		Ch.-No. - 44-J-200099	20250	Driveshaft	L/R	F		1	L:660/A:26	
		MT	x	Ch.-No. 44-J-200100 -	22562	Driveshaft	R	F		2	L:635.5/A:38/ABS:45	
		MT		Ch.-No. - 44-J-200099	20271	Joint Kit		F	ws	27	A:26/F:25	
		MT	x	Ch.-No. - 44-J-200099	20276	Joint Kit		F	ws	27	A:26/F:25/O:56.5/Z/ABS:96	
		MT	x	Ch.-No. 44-J-200100 -	22566	Joint Kit		F	ws	28	A:38/F:25/O:59/Z/ABS:45	
		MT/AT		Ch.-No. - 44-J-200099	20271	Joint Kit		R	ws	27	A:26/F:25	
		MT/AT	x	Ch.-No. - 44-J-200099	20276	Joint Kit		R	ws	27	A:26/F:25/O:56.5/Z/ABS:96	
		MT/AT	x	Ch.-No. 44-J-200100 -	22581	Joint Kit		R	ws	28	A:38/F:25/O:59/Z/ABS:45	
		MT		Ch.-No. - 44-J-200099	20273	Joint Kit		F		gs	29	G:28
		MT		Ch.-No. 44-J-200100 -	22522	Joint Kit		F		gs	29	G:33
		MT/AT			20273	Joint Kit		R		gs	29	G:28
		MT		Ch.-No. - 44-J-200099	26007	Boot Kit		F	ws		L:80/Ø1=22/Ø2=83	
		MT		Ch.-No. 44-J-200100 -	26010	Boot Kit		F	ws		L:80/Ø1=22/Ø2=83	
		MT/AT		Ch.-No. - 44-J-200099	26007	Boot Kit		R	ws		L:80/Ø1=22/Ø2=83	
		MT/AT		Ch.-No. 44-J-200100 -	26009	Boot Kit		R	ws		L:76/Ø1=21/Ø2=82	
		MT		Ch.-No. - 44-J-200099	26109	Boot Kit		F		gs	L:124/Ø1=24/Ø2=108/with cap	
		MT		Ch.-No. 44-J-200100 -	26126	Boot Kit		F		gs	L:118/Ø1=24/Ø2=100/with cap	
MT/AT			26109	Boot Kit		R		gs	L:124/Ø1=24/Ø2=108/with cap			
1.8 quattro KAT (66 kW)	08.85 - 10.90	MT	x		22562	Driveshaft	R	F		2	L:635.5/A:38/ABS:45	
		MT	x		22566	Joint Kit		F	ws	28	A:38/F:25/O:59/Z/ABS:45	
		MT	x		22581	Joint Kit		R	ws	28	A:38/F:25/O:59/Z/ABS:45	
		MT			22522	Joint Kit		F		gs	29	G:33
		MT			20273	Joint Kit		R		gs	29	G:28




		Transm.	with ABS Ring		Part-No.	Description	L	F	Wheel Side	Gear Box Side	Pic. No.	Technical Specification  Further details on page I
		MT Manual AT Autom.					Left R Right	Front R Rear				

( AUDI )

( AUDI )

100 AVANT (44, 44Q, C3)												
1.8 quattro KAT (66 kW)	08.85 - 10.90	MT			26010	Boot Kit		F	ws			L:80/Ø1=22/Ø2=83
		MT			26009	Boot Kit		R	ws			L:76/Ø1=21/Ø2=82
		MT			26126	Boot Kit		F		gs		L:118/Ø1=24/Ø2=100/with cap
		MT			26109	Boot Kit		R		gs		L:124/Ø1=24/Ø2=108/with cap
1.9 (74 kW)	02.83 - 07.84	MT			20250	Driveshaft	L/R				1	L:660/A:26
		MT			20271	Joint Kit			ws		27	A:26/F:25
		MT			20273	Joint Kit				gs	29	G:28
		MT			26007	Boot Kit			ws			L:80/Ø1=22/Ø2=83
		MT			26109	Boot Kit				gs		L:124/Ø1=24/Ø2=108/with cap
2.0 (83 kW)	09.86 - 11.87	MT			20250	Driveshaft	L/R				1	L:660/A:26
		AT	x		20277	Driveshaft	L				1	L:692/A:26/ABS:96
		MT/AT			20271	Joint Kit			ws		27	A:26/F:25
		MT/AT	x		20276	Joint Kit			ws		27	A:26/F:25/O:56.5/Z/ABS:96
		MT/AT			20273	Joint Kit				gs	29	G:28
		MT/AT			26007	Boot Kit			ws			L:80/Ø1=22/Ø2=83
2.0 D (51 kW)	03.83 - 11.90	MT		Ch.-No. - 44-J-200099	20250	Driveshaft	L/R				1	L:660/A:26
		AT		Ch.-No. - 44-K-300000	22491	Driveshaft	L				1	L:692/A:26
		AT	x	Ch.-No. 44-F-000001 - 44-J-200099	20277	Driveshaft	L				1	L:692/A:26/ABS:96
		MT		Ch.-No. - 44-J-200099	20271	Joint Kit			ws		27	A:26/F:25
		MT		Ch.-No. 44-J-200100 - 44-K-300000	22560	Joint Kit			ws		28	A:38/F:25/O:59/Z
		MT	x	Ch.-No. - 44-J-200099	20276	Joint Kit			ws		27	A:26/F:25/O:56.5/Z/ABS:96
		MT	x	Ch.-No. 44-J-300000 - 44-K-300000	22566	Joint Kit			ws		28	A:38/F:25/O:59/Z/ABS:45
		AT		Ch.-No. - 44-K-300000	20271	Joint Kit			ws		27	A:26/F:25
		AT	x	Ch.-No. - 44-J-200099	20276	Joint Kit			ws		27	A:26/F:25/O:56.5/Z/ABS:96
		AT	x	Ch.-No. 44-J-200100 - 44-K-300000	22572	Joint Kit			ws		27	A:26/F:25/ABS:45
		MT/AT			20273	Joint Kit				gs	29	G:28
		MT		Ch.-No. - 44-J-200099	26007	Boot Kit			ws			L:80/Ø1=22/Ø2=83
		MT		Ch.-No. 44-J-200100 - 44-K-300000	26010	Boot Kit			ws			L:80/Ø1=22/Ø2=83
		AT			26007	Boot Kit			ws			L:80/Ø1=22/Ø2=83
		MT/AT			26109	Boot Kit				gs		L:124/Ø1=24/Ø2=108/with cap
2.0 E (85 kW)	01.85 - 12.87	MT			20250	Driveshaft	L/R				1	L:660/A:26
		AT	x		20277	Driveshaft	L				1	L:692/A:26/ABS:96
		MT/AT			20271	Joint Kit			ws		27	A:26/F:25
		MT/AT	x		20276	Joint Kit			ws		27	A:26/F:25/O:56.5/Z/ABS:96
		MT/AT			20273	Joint Kit				gs	29	G:28
		MT/AT			26007	Boot Kit			ws			L:80/Ø1=22/Ø2=83
2.0 E KAT (85 kW)	01.88 - 11.90	MT			22560	Joint Kit			ws		28	A:38/F:25/O:59/Z
		MT	x		22566	Joint Kit			ws		28	A:38/F:25/O:59/Z/ABS:45
		AT			20271	Joint Kit			ws		27	A:26/F:25

		AT	x		22572	Joint Kit			ws		27	A:26/F:25/ABS:45
		MT/AT			20273	Joint Kit				gs	29	G:28
		MT			26010	Boot Kit			ws			L:80/Ø1=22/Ø2=83
		AT			26007	Boot Kit			ws			L:80/Ø1=22/Ø2=83
		MT/AT			26109	Boot Kit				gs		L:124/Ø1=24/Ø2=108/with cap
2.0 TD (64 kW)	03.83 - 10.87	MT			20250	Driveshaft	L/R				1	L:660/A:26
		AT			22491	Driveshaft	L				1	L:692/A:26
		AT	x		20277	Driveshaft	L				1	L:692/A:26/ABS:96
		MT/AT			20271	Joint Kit			ws		27	A:26/F:25
		MT/AT	x		20276	Joint Kit			ws		27	A:26/F:25/O:56.5/Z/ABS:96
		MT/AT			20273	Joint Kit				gs	29	G:28
		MT/AT			26007	Boot Kit			ws			L:80/Ø1=22/Ø2=83
		MT/AT			26109	Boot Kit				gs		L:124/Ø1=24/Ø2=108/with cap
2.0 TD (74 kW)	03.88 - 11.90	MT			22560	Joint Kit			ws		28	A:38/F:25/O:59/Z
		MT	x		22566	Joint Kit			ws		28	A:38/F:25/O:59/Z/ABS:45
		MT			20273	Joint Kit				gs	29	G:28
		MT			26010	Boot Kit			ws			L:80/Ø1=22/Ø2=83
		MT			26109	Boot Kit				gs		L:124/Ø1=24/Ø2=108/with cap
2.1 (100 kW)	08.82 - 07.84	MT			20250	Driveshaft	L/R				1	L:660/A:26
		AT	x		20277	Driveshaft	L				1	L:692/A:26/ABS:96
		MT/AT			20271	Joint Kit			ws		27	A:26/F:25
		MT/AT	x		20276	Joint Kit			ws		27	A:26/F:25/O:56.5/Z/ABS:96
		MT/AT			20273	Joint Kit				gs	29	G:28
		MT/AT			26007	Boot Kit			ws			L:80/Ø1=22/Ø2=83
		MT/AT			26109	Boot Kit				gs		L:124/Ø1=24/Ø2=108/with cap
2.2 (85 kW)	10.84 - 09.86	MT			20250	Driveshaft	L/R				1	L:660/A:26
		AT	x		20277	Driveshaft	L				1	L:692/A:26/ABS:96
		MT/AT			20271	Joint Kit			ws		27	A:26/F:25
		MT/AT	x		20276	Joint Kit			ws		27	A:26/F:25/O:56.5/Z/ABS:96
		MT/AT			20273	Joint Kit				gs	29	G:28
		MT/AT			26007	Boot Kit			ws			L:80/Ø1=22/Ø2=83
		MT/AT			26109	Boot Kit				gs		L:124/Ø1=24/Ø2=108/with cap
2.2 (101 kW)	08.84 - 12.88	MT		Ch.-No. 44-H-000001 - 44-J-200099	20250	Driveshaft	L/R				1	L:660/A:26
		AT	x	Ch.-No. 44-H-000001 - 44-J-200099	20277	Driveshaft	L				1	L:692/A:26/ABS:96
		MT		Ch.-No. 44-H-000001 - 44-J-200099	20271	Joint Kit			ws		27	A:26/F:25
		MT		Ch.-No. 44-J-200100 -	22560	Joint Kit			ws		28	A:38/F:25/O:59/Z
		MT	x	Ch.-No. 44-H-000001 - 44-J-200099	20276	Joint Kit			ws		27	A:26/F:25/O:56.5/Z/ABS:96
		MT	x	Ch.-No. 44-J-200100 -	22566	Joint Kit			ws		28	A:38/F:25/O:59/Z/ABS:45
		AT		Ch.-No. 44-H-000001 - 44-K-300000	20271	Joint Kit			ws		27	A:26/F:25
		AT	x	Ch.-No. 44-H-000001 - 44-J-200099	20276	Joint Kit			ws		27	A:26/F:25/O:56.5/Z/ABS:96
		AT	x	Ch.-No. 44-J-200100 - 44-K-300000	22572	Joint Kit			ws		27	A:26/F:25/ABS:45
		MT/AT			20273	Joint Kit				gs	29	G:28
		MT		Ch.-No. 44-H-000001 - 44-J-200099	26007	Boot Kit			ws			L:80/Ø1=22/Ø2=83
		MT		Ch.-No. 44-J-200100 -	26010	Boot Kit			ws			L:80/Ø1=22/Ø2=83
		AT		Ch.-No. 44-H-000001 - 44-K-300000	26007	Boot Kit			ws			L:80/Ø1=22/Ø2=83
		MT/AT			26109	Boot Kit				gs		L:124/Ø1=24/Ø2=108/with cap
2.2 KAT (101 kW)	06.89 - 11.90	MT			22560	Joint Kit			ws		28	A:38/F:25/O:59/Z
		MT	x		22566	Joint Kit			ws		28	A:38/F:25/O:59/Z/ABS:45
		AT3	x		22572	Joint Kit			ws		27	A:26/F:25/ABS:45
		AT4	x		22566	Joint Kit			ws		28	A:38/F:25/O:59/Z/ABS:45
		MT/AT3			20273	Joint Kit				gs	29	G:28

		Transm.	with ABS Ring		Part-No.	Description	L	F	Wheel Side	Gear Box Side	Pic. No.	Technical Specification  Further details on page I
		MT Manual AT Autom.					Left R Right	Front R Rear				

( AUDI )

( AUDI )

100 AVANT (44, 44Q, C3)													
2.2 KAT (101 kW)	06.89 - 11.90	MT/AT4			26010	Boot Kit			ws			L:80/Ø1=22/Ø2=83	
		AT3			26007	Boot Kit			ws			L:80/Ø1=22/Ø2=83	
		MT/AT3			26109	Boot Kit				gs		L:124/Ø1=24/Ø2=108/with cap	
		AT4			26129	Boot Kit				gs		L:88/Ø1=21/Ø2=82	
2.2 E quattro (88 kW)	08.85 - 07.86	MT			20250	Driveshaft	L/R	F			1	L:660/A:26	
		MT			20271	Joint Kit		F	ws		27	A:26/F:25	
		MT	x		20276	Joint Kit		F	ws		27	A:26/F:25/O:56.5/Z/ABS:96	
		MT/AT			20271	Joint Kit		R	ws		27	A:26/F:25	
		MT/AT	x		20276	Joint Kit		R	ws		27	A:26/F:25/O:56.5/Z/ABS:96	
		MT			20273	Joint Kit		F		gs	29	G:28	
		MT/AT			20273	Joint Kit		R		gs	29	G:28	
		MT			26007	Boot Kit		F	ws				L:80/Ø1=22/Ø2=83
		MT/AT			26007	Boot Kit		R	ws				L:80/Ø1=22/Ø2=83
		MT			26109	Boot Kit		F		gs			L:124/Ø1=24/Ø2=108/with cap
2.2 quattro (101 kW)	08.84 - 12.88	MT/AT			26109	Boot Kit		R		gs		L:124/Ø1=24/Ø2=108/with cap	
2.2 quattro (101 kW)	08.84 - 12.88	MT		Ch.-No. - 44-J-200099	20250	Driveshaft	L/R	F			1	L:660/A:26	
		MT		Ch.-No. - 44-J-200099	20271	Joint Kit		F	ws		27	A:26/F:25	
		MT	x	Ch.-No. - 44-J-200099	20276	Joint Kit		F	ws		27	A:26/F:25/O:56.5/Z/ABS:96	
		MT	x	Ch.-No. 44-J-200100 -	22566	Joint Kit		F	ws		28	A:38/F:25/O:59/Z/ABS:45	
		MT/AT		Ch.-No. - 44-J-200099	20271	Joint Kit		R	ws		27	A:26/F:25	
		MT/AT	x	Ch.-No. - 44-J-200099	20276	Joint Kit		R	ws		27	A:26/F:25/O:56.5/Z/ABS:96	
		MT/AT	x	Ch.-No. 44-J-200100 -	22581	Joint Kit		R	ws		28	A:38/F:25/O:59/Z/ABS:45	
		MT			20273	Joint Kit		F		gs	29	G:28	
		MT/AT			20273	Joint Kit		R		gs	29	G:28	
		MT		Ch.-No. - 44-J-200099	26007	Boot Kit		F	ws				L:80/Ø1=22/Ø2=83
		MT		Ch.-No. 44-J-200100 -	26010	Boot Kit		F	ws				L:80/Ø1=22/Ø2=83
		MT/AT		Ch.-No. - 44-J-200099	26007	Boot Kit		R	ws				L:80/Ø1=22/Ø2=83
		MT/AT		Ch.-No. 44-J-200100 -	26009	Boot Kit		R	ws				L:76/Ø1=21/Ø2=82
		MT			26109	Boot Kit		F		gs			L:124/Ø1=24/Ø2=108/with cap
2.2 quattro KAT (101 kW)	06.89 - 11.90	MT/AT			26109	Boot Kit		R		gs		L:124/Ø1=24/Ø2=108/with cap	
2.2 quattro (101 kW)	06.89 - 11.90	MT			22566	Joint Kit		F	ws		28	A:38/F:25/O:59/Z/ABS:45	
		MT/AT			22581	Joint Kit		R	ws		28	A:38/F:25/O:59/Z/ABS:45	
		MT			20273	Joint Kit		F		gs	29	G:28	
		MT/AT			20273	Joint Kit		R		gs	29	G:28	
		MT			26010	Boot Kit		F	ws				L:80/Ø1=22/Ø2=83
		MT/AT			26009	Boot Kit		R	ws				L:76/Ø1=21/Ø2=82
		MT			26109	Boot Kit		F		gs			L:124/Ø1=24/Ø2=108/with cap
		MT/AT			26109	Boot Kit		R		gs			L:124/Ø1=24/Ø2=108/with cap
2.2 Turbo (121 kW)	08.86 - 11.90	MT	x	Ch.-No. - 44-J-200099	20280	Driveshaft	L/R				1	L:660/A:26/ABS:96	
		MT	x	Ch.-No. 44-J-200100 -	22567	Driveshaft	L/R				2	L:610/A:38/ABS:45	
		AT	x	Ch.-No. - 44-J-200099	23503	Driveshaft	R				1	L:639/A:26/ABS:96	



		MT	x	Ch.-No. 44-J-200100 -	22568	Joint Kit			ws		28	A:38/F:28/0:59/Z/ABS:45
		MT/AT			20273	Joint Kit				gs	29	G:28
		MT		Ch.-No. - 44-J-200099	26006	Boot Kit			ws			L:84/Ø1=24/Ø2=92
		MT		Ch.-No. 44-J-200100 -	23524	Boot Kit			ws			L:83/Ø1=24/Ø2=92
		AT			26006	Boot Kit			ws			L:84/Ø1=24/Ø2=92
		MT/AT			26109	Boot Kit				gs		L:124/Ø1=24/Ø2=108/with cap
2.2 Turbo quattro (121 kW)	08.86 - 11.90	MT	x	Ch.-No. - 44-J-200099	20280	Driveshaft	L/R	F			1	L:660/A:26/ABS:96
		MT	x	Ch.-No. 44-J-200100 -	22567	Driveshaft	L/R	F			2	L:610/A:38/ABS:45
		MT	x	Ch.-No. 44-J-200100 -	22568	Joint Kit		F	ws		28	A:38/F:28/0:59/Z/ABS:45
		MT/AT		Ch.-No. - 44-J-200099	20271	Joint Kit		R	ws		27	A:26/F:25
		MT/AT	x	Ch.-No. - 44-J-200099	20276	Joint Kit		R	ws		27	A:26/F:25/0:56.5/Z/ABS:96
		MT/AT	x	Ch.-No. 44-J-200100 -	22581	Joint Kit		R	ws		28	A:38/F:25/0:59/Z/ABS:45
		MT			20273	Joint Kit		F		gs	29	G:28
		MT/AT			20273	Joint Kit		R		gs	29	G:28
		MT		Ch.-No. - 44-J-200099	26006	Boot Kit		F	ws			L:84/Ø1=24/Ø2=92
		MT		Ch.-No. 44-J-200100 -	23524	Boot Kit		F	ws			L:83/Ø1=24/Ø2=92
		MT/AT		Ch.-No. - 44-J-200099	26007	Boot Kit		R	ws			L:80/Ø1=22/Ø2=83
		MT/AT		Ch.-No. 44-J-200100 -	26009	Boot Kit		R	ws			L:76/Ø1=21/Ø2=82
		MT			26109	Boot Kit		F		gs		L:124/Ø1=24/Ø2=108/with cap
		MT/AT			26109	Boot Kit		R		gs		L:124/Ø1=24/Ø2=108/with cap
2.3 (98 kW)	03.90 - 11.90	MT			22560	Joint Kit			ws		28	A:38/F:25/0:59/Z
		MT	x		22566	Joint Kit			ws		28	A:38/F:25/0:59/Z/ABS:45
		AT3			20271	Joint Kit			ws		27	A:26/F:25
		AT3	x		22572	Joint Kit			ws		27	A:26/F:25/ABS:45
		AT4	x		22566	Joint Kit			ws		28	A:38/F:25/0:59/Z/ABS:45
		MT/AT3			20273	Joint Kit				gs	29	G:28
		MT/AT4			26010	Boot Kit			ws			L:80/Ø1=22/Ø2=83
		AT3			26007	Boot Kit			ws			L:80/Ø1=22/Ø2=83
		MT/AT3			26109	Boot Kit				gs		L:124/Ø1=24/Ø2=108/with cap
		AT4			26129	Boot Kit				gs		L:88/Ø1=21/Ø2=82
2.3 (100 kW)	08.86 - 11.90	MT		Ch.-No. - 44-J-200099	20250	Driveshaft	L/R				1	L:660/A:26
		AT	x	Ch.-No. - 44-J-200099	20277	Driveshaft	L				1	L:692/A:26/ABS:96
		MT		Ch.-No. - 44-J-200099	20271	Joint Kit			ws		27	A:26/F:25
		MT		Ch.-No. 44-J-200100 -	22560	Joint Kit			ws		28	A:38/F:25/0:59/Z
		MT	x	Ch.-No. - 44-J-200099	20276	Joint Kit			ws		27	A:26/F:25/0:56.5/Z/ABS:96
		MT	x	Ch.-No. 44-J-200100 -	22566	Joint Kit			ws		28	A:38/F:25/0:59/Z/ABS:45
		AT		Ch.-No. - 44-K-300000	20271	Joint Kit			ws		27	A:26/F:25
		AT	x	Ch.-No. - 44-J-200099	20276	Joint Kit			ws		27	A:26/F:25/0:56.5/Z/ABS:96
		AT	x	Ch.-No. 44-J-200100 -	22572	Joint Kit			ws		27	A:26/F:25/ABS:45
		AT3		Ch.-No. 44-L-000001 -	20271	Joint Kit			ws		27	A:26/F:25
		AT3	x	Ch.-No. 44-L-000001 -	22572	Joint Kit			ws		27	A:26/F:25/ABS:45
		AT4	x	Ch.-No. 44-L-000001 -	22566	Joint Kit			ws		28	A:38/F:25/0:59/Z/ABS:45
		MT/AT3			20273	Joint Kit				gs	29	G:28
		MT		Ch.-No. - 44-J-200099	26007	Boot Kit			ws			L:80/Ø1=22/Ø2=83
		MT		Ch.-No. 44-J-200100 -	26010	Boot Kit			ws			L:80/Ø1=22/Ø2=83
		AT		Ch.-No. - 44-K-300000	26007	Boot Kit			ws			L:80/Ø1=22/Ø2=83
		AT3		Ch.-No. 44-L-000001 -	26007	Boot Kit			ws			L:80/Ø1=22/Ø2=83
		AT4		Ch.-No. 44-L-000001 -	26010	Boot Kit			ws			L:80/Ø1=22/Ø2=83
		MT/AT3			26109	Boot Kit				gs		L:124/Ø1=24/Ø2=108/with cap
		AT4		Ch.-No. 44-L-000001 -	26129	Boot Kit				gs		L:88/Ø1=21/Ø2=82
2.3 E quattro (100 kW)	08.86 - 11.90	MT		Ch.-No. - 44-J-200099	20250	Driveshaft	L/R	F			1	L:660/A:26

		Transm.	with ABS Ring		Part-No.	Description	L	F	Wheel Side	Gear Box Side	Pic. No.	Technical Specification  Further details on page I
		MT Manual AT Autom.					Left R Right	Front R Rear				

( AUDI )

( AUDI )

100 AVANT (44, 44Q, C3)													
2.3 E quattro (100 kW)	08.86 - 11.90	MT		Ch.-No. - 44-J-200099	20271	Joint Kit		F	ws		27	A:26/F:25	
		MT	x	Ch.-No. - 44-J-200099	20276	Joint Kit		F	ws		27	A:26/F:25/O:56.5/Z/ABS:96	
		MT	x	Ch.-No. 44-J-200100 -	22566	Joint Kit		F	ws		28	A:38/F:25/O:59/Z/ABS:45	
		MT/AT		Ch.-No. - 44-J-200099	20271	Joint Kit		R	ws		27	A:26/F:25	
		MT/AT	x	Ch.-No. - 44-J-200099	20276	Joint Kit		R	ws		27	A:26/F:25/O:56.5/Z/ABS:96	
		MT/AT	x	Ch.-No. 44-J-200100 -	22581	Joint Kit		R	ws		28	A:38/F:25/O:59/Z/ABS:45	
		MT			20273	Joint Kit		F		gs	29	G:28	
		MT/AT			20273	Joint Kit		R		gs	29	G:28	
		MT		Ch.-No. - 44-J-200099	26007	Boot Kit		F	ws				L:80/Ø1=22/Ø2=83
		MT		Ch.-No. 44-J-200100 -	26010	Boot Kit		F	ws				L:80/Ø1=22/Ø2=83
		MT/AT		Ch.-No. - 44-J-200099	26007	Boot Kit		R	ws				L:80/Ø1=22/Ø2=83
		MT/AT		Ch.-No. 44-J-200100 -	26009	Boot Kit		R	ws				L:76/Ø1=21/Ø2=82
		MT			26109	Boot Kit		F		gs			L:124/Ø1=24/Ø2=108/with cap
		MT/AT			26109	Boot Kit		R		gs			L:124/Ø1=24/Ø2=108/with cap
2.3 quattro (98 kW)	01.90 - 11.90	MT	x		22566	Joint Kit		F	ws		28	A:38/F:25/O:59/Z/ABS:45	
		MT			20273	Joint Kit		F		gs	29	G:28	
		MT			26010	Boot Kit		F	ws				L:80/Ø1=22/Ø2=83
		MT			26109	Boot Kit		F		gs			L:124/Ø1=24/Ø2=108/with cap
2.4 D (60 kW)	08.89 - 11.90	MT		Ch.-No. - 44-M-050000	22560	Joint Kit			ws		28	A:38/F:25/O:59/Z	
		MT	x	Ch.-No. - 44-M-050000	22566	Joint Kit			ws		28	A:38/F:25/O:59/Z/ABS:45	
		MT		Ch.-No. - 44-M-050000	26010	Boot Kit			ws			L:80/Ø1=22/Ø2=83	
		AT		Ch.-No. - 44-M-050000	26084	Boot Kit				gs		L:88/Ø1=21/Ø2=82	
2.5 TDI (88 kW)	01.90 - 11.90	MT	x		22568	Joint Kit			ws		28	A:38/F:28/O:59/Z/ABS:45	
		MT			23524	Boot Kit			ws			L:83/Ø1=24/Ø2=92	
		MT			26182	Boot Kit				gs		L:88/Ø1=21/Ø2=82	
100 / 100 AVANT (4A, C4)													
2.0 (74 kW) / 2.0 E (74/85 kW)	12.90 - 06.94	MT	x		22531	Driveshaft	L				2	L:622/A:38/ABS:45	
		MT	x		22532	Driveshaft	R				2	L:660/A:38/ABS:45	
		AT			22556	Joint w. Shaft	R			gs	24	L:565.5	
		MT/AT	x		22541	Joint Kit			ws		28	A:38/F:30/O:59/X/ABS:45	
		MT			20273	Joint Kit				gs	29	G:28	
		MT/AT			26127	Boot Kit			ws				L:84/Ø1=22/Ø2=82
		MT			26109	Boot Kit				gs			L:124/Ø1=24/Ø2=108/with cap
2.0 E 16V (101 kW)	01.92 - 06.94	AT			26128	Boot Kit				gs		L:88/Ø1=21/Ø2=82	
		MT	x		22531	Driveshaft	L				2	L:622/A:38/ABS:45	
		MT	x		22532	Driveshaft	R				2	L:660/A:38/ABS:45	
		AT			22556	Joint w. Shaft	R			gs	24	L:565.5	
		MT/AT	x		22541	Joint Kit			ws		28	A:38/F:30/O:59/X/ABS:45	
		MT			20273	Joint Kit				gs	29	G:28	
MT/AT			26127	Boot Kit			ws				L:84/Ø1=22/Ø2=82		
MT			26109	Boot Kit				gs			L:124/Ø1=24/Ø2=108/with cap		

		AT			26128	Boot Kit				gs		L:88/Ø1=21/Ø2=82	
2.0 E quattro (85 kW)	12.90 - 07.92	MT	x		22396	Driveshaft	R	F			2	L:661/A:38/ABS:45	
		MT	x		22541	Joint Kit		F	ws		28	A:38/F:30/O:59/X/ABS:45	
		MT/AT	x		22581	Joint Kit		R	ws		28	A:38/F:25/O:59/Z/ABS:45	
		MT			22522	Joint Kit		F		gs	29	G:33	
		MT			26127	Boot Kit		F	ws				L:84/Ø1=22/Ø2=82
		MT/AT			26009	Boot Kit		R	ws				L:76/Ø1=21/Ø2=82
		MT			26126	Boot Kit		F		gs			L:118/Ø1=24/Ø2=100/with cap
		MT/AT			26183	Boot Kit		R		gs			L:100/Ø1=21/Ø2=94/with cap
2.0 E 16V quattro (103 kW)	07.92 - 06.94	MT	x		22396	Driveshaft	R	F			2	L:661/A:38/ABS:45	
		MT	x		22541	Joint Kit		F	ws		28	A:38/F:30/O:59/X/ABS:45	
		MT/AT	x		22581	Joint Kit		R	ws		28	A:38/F:25/O:59/Z/ABS:45	
		MT			22522	Joint Kit		F		gs	29	G:33	
		MT			26127	Boot Kit		F	ws				L:84/Ø1=22/Ø2=82
		MT/AT			26009	Boot Kit		R	ws				L:76/Ø1=21/Ø2=82
		MT			26126	Boot Kit		F		gs			L:118/Ø1=24/Ø2=100/with cap
		MT/AT			26183	Boot Kit		R		gs			L:100/Ø1=21/Ø2=94/with cap
2.3 E (98 kW)	12.90 - 06.94	MT	x		22531	Driveshaft	L				2	L:622/A:38/ABS:45	
		MT	x		22532	Driveshaft	R				2	L:660/A:38/ABS:45	
		AT			22556	Joint w. Shaft	R			gs	24	L:565.5	
		MT/AT	x		22541	Joint Kit			ws		28	A:38/F:30/O:59/X/ABS:45	
		MT			20273	Joint Kit				gs	29	G:28	
		MT/AT			26127	Boot Kit			ws				L:84/Ø1=22/Ø2=82
		MT			26109	Boot Kit				gs			L:124/Ø1=24/Ø2=108/with cap
		AT			26128	Boot Kit				gs			L:88/Ø1=21/Ø2=82
2.3 E quattro (98 kW)	12.90 - 06.94	MT	x		22396	Driveshaft	R	F			2	L:661/A:38/ABS:45	
		MT	x		22541	Joint Kit		F	ws		28	A:38/F:30/O:59/X/ABS:45	
		MT			22522	Joint Kit		F		gs	29	G:33	
		MT			26127	Boot Kit		F	ws				L:84/Ø1=22/Ø2=82
		MT			26126	Boot Kit		F		gs			L:118/Ø1=24/Ø2=100/with cap
		MT/AT			26128	Boot Kit				gs			L:88/Ø1=21/Ø2=82
2.4 D (60 kW)	05.91 - 06.94	MT	x		22448	Driveshaft	R				3	L:658/A:38/ABS:45	
		MT			22556	Joint w. Shaft	L			gs	24	L:565.5	
		MT			22444	Joint w. Shaft	R			gs	24	L:601	
		AT			22556	Joint w. Shaft	R			gs	24	L:565.5	
		MT/AT	x		22541	Joint Kit			ws		28	A:38/F:30/O:59/X/ABS:45	
		MT/AT			26127	Boot Kit			ws				L:84/Ø1=22/Ø2=82
		MT/AT			26128	Boot Kit				gs			L:88/Ø1=21/Ø2=82
		2.5 TDI (85 kW)	06.91 - 06.94	MT	x		22589	Driveshaft	L				3
MT	x				22590	Driveshaft	R				3	L:658/A:38/ABS:45	
MT					22592	Joint w. Shaft	R			gs	24	L:597	
MT	x				22591	Joint Kit			ws		28	A:38/F:27/O:59/X/ABS:45	
MT					26094	Boot Kit			ws				L:92.5/Ø1=24/Ø2=92
MT					26065	Boot Kit				gs			L:88/Ø1=21/Ø2=82
2.6 (110 kW)	03.92 - 06.94	MT	x		22448	Driveshaft	R				3	L:658/A:38/ABS:45	
		MT			22556	Joint w. Shaft	L			gs	24	L:565.5	
		MT			22444	Joint w. Shaft	R			gs	24	L:601	
		MT/AT	x		22541	Joint Kit			ws		28	A:38/F:30/O:59/X/ABS:45	
		MT/AT			26127	Boot Kit			ws				L:84/Ø1=22/Ø2=82
		MT/AT			26128	Boot Kit				gs			L:88/Ø1=21/Ø2=82
2.6 quattro (110 kW)	04.92 - 06.94	MT	x		22396	Driveshaft	R	F			2	L:661/A:38/ABS:45	
		MT	x		22541	Joint Kit		F	ws		28	A:38/F:30/O:59/X/ABS:45	

		Transm.	with ABS Ring		Part-No.	Description	L	F	Wheel Side	Gear Box Side	Pic. No.	Technical Specification  Further details on page I
		MT Manual AT Autom.					Left R Right	Front R Rear				

( AUDI )

( AUDI )

100 / 100 AVANT (4A, C4)													
2.6 quattro (110 kW)	04.92 - 06.94	MT/AT	x		22581	Joint Kit		R	ws		28	A:38/F:25/O:59/Z/ABS:45	
		MT			22522	Joint Kit		F	gs		29	G:33	
		MT/AT			22522	Joint Kit		R		gs		29	G:33
		MT			26127	Boot Kit		F	ws				L:84/Ø1=22/Ø2=82
		MT/AT			26009	Boot Kit		R	ws				L:76/Ø1=21/Ø2=82
		MT			26126	Boot Kit		F		gs			L:118/Ø1=24/Ø2=100/with cap
2.8 E (128 kW)	12.90 - 06.94	MT/AT			26126	Boot Kit		R		gs		L:118/Ø1=24/Ø2=100/with cap	
		MT	x		22589	Driveshaft	L				3	L:622.5/A:38/ABS:45	
		AT	x	gear CDT	22619	Driveshaft	L				3	L:574.5/A:38/ABS:45	
		MT	x		22590	Driveshaft	R				3	L:658/A:38/ABS:45	
		AT	x	gear AEM	22589	Driveshaft	R				3	L:622.5/A:38/ABS:45	
		AT	x	gear CDT	22618	Driveshaft	R				3	L:499.5/A:38/ABS:45	
		AT		gear CDT	22621	Joint w. Shaft	L			gs		24	L:513.5
		MT			22592	Joint w. Shaft	R			gs		24	L:597
		MT/AT	x		22591	Joint Kit			ws			28	A:38/F:27/O:59/X/ABS:45
2.8 E quattro (128 kW)	12.90 - 06.94	MT/AT			26094	Boot Kit			ws			L:92.5/Ø1=24/Ø2=92	
		MT/AT			26065	Boot Kit				gs		L:88/Ø1=21/Ø2=82	
		AT			22369	Joint w. Shaft	L	F		gs		24	L:513.5
		AT			22368	Joint w. Shaft	R	F		gs		24	L:438.5
		MT/AT	x		22591	Joint Kit		F	ws			28	A:38/F:27/O:59/X/ABS:45
		MT/AT	x		22581	Joint Kit		R	ws			28	A:38/F:25/O:59/Z/ABS:45
		MT			20273	Joint Kit		F		gs		29	G:28
		MT/AT			20273	Joint Kit		R		gs		29	G:28
		MT/AT			26094	Boot Kit		F	ws				L:92.5/Ø1=24/Ø2=92
		MT/AT			26009	Boot Kit		R	ws				L:76/Ø1=21/Ø2=82
S4 Turbo quattro (169 kW)	08.91 - 06.94	MT			26109	Boot Kit		F		gs		L:124/Ø1=24/Ø2=108/with cap	
		AT			26065	Boot Kit		F		gs		L:88/Ø1=21/Ø2=82	
		MT/AT			26109	Boot Kit		R		gs		L:124/Ø1=24/Ø2=108/with cap	
		AT			22369	Joint w. Shaft	L	F		gs		24	L:513.5
		AT			22368	Joint w. Shaft	R	F		gs		24	L:438.5
		MT/AT	x		22591	Joint Kit		F	ws			28	A:38/F:27/O:59/X/ABS:45
		MT			20273	Joint Kit		F		gs		29	G:28
		MT/AT			26094	Boot Kit		F	ws				L:92.5/Ø1=24/Ø2=92
		MT			26109	Boot Kit		F		gs			L:124/Ø1=24/Ø2=108/with cap
S4 V8 quattro (206 kW)	10.92 - 06.94	AT			26095	Boot Kit		F		gs		L:82/Ø1=24/Ø2=61	
		MT	x		22591	Joint Kit		F	ws		28	A:38/F:27/O:59/X/ABS:45	
		MT/AT	x		22568	Joint Kit		R	ws		28	A:38/F:28/O:59/Z/ABS:45	
		MT			20273	Joint Kit		F		gs		29	G:28
		MT/AT			20273	Joint Kit		R		gs		29	G:28
		MT			26094	Boot Kit		F	ws				L:92.5/Ø1=24/Ø2=92
MT/AT			23524	Boot Kit		R	ws				L:83/Ø1=24/Ø2=92		

		MT			26109	Boot Kit		F		gs		L:124/Ø1=24/Ø2=108/with cap
		MT/AT			26109	Boot Kit		R		gs		L:124/Ø1=24/Ø2=108/with cap
<b>200 (43)</b>												
2.1 5 E (100 kW)	10.79 - 09.82	MT			20250	Driveshaft	L/R				1	L:660/A:26
		AT	x		20277	Driveshaft	L				1	L:692/A:26/ABS:96
		MT/AT			20271	Joint Kit			ws		27	A:26/F:25
		MT/AT	x		20276	Joint Kit			ws		27	A:26/F:25/O:56.5/Z/ABS:96
		MT/AT			20273	Joint Kit				gs	29	G:28
		MT/AT			26007	Boot Kit			ws			L:80/Ø1=22/Ø2=83
		MT/AT			26109	Boot Kit				gs		L:124/Ø1=24/Ø2=108/with cap
2.1 5 T (125 kW)	10.79 - 08.82	MT	x		20280	Driveshaft	L/R				1	L:660/A:26/ABS:96
		AT	x		23503	Driveshaft	R				1	L:639/A:26/ABS:96
		MT/AT			20273	Joint Kit				gs	29	G:28
		MT/AT			26006	Boot Kit			ws			L:84/Ø1=24/Ø2=92
		MT/AT			26109	Boot Kit				gs		L:124/Ø1=24/Ø2=108/with cap
<b>200 / 200 AVANT (44, 44Q)</b>												
2.1 5 E (100 kW)	08.83 - 07.84	MT			20250	Driveshaft	L/R				1	L:660/A:26
		AT	x		20277	Driveshaft	L				1	L:692/A:26/ABS:96
		MT/AT			20271	Joint Kit			ws		27	A:26/F:25
		MT/AT	x		20276	Joint Kit			ws		27	A:26/F:25/O:56.5/Z/ABS:96
		MT/AT			20273	Joint Kit				gs	29	G:28
		MT/AT			26007	Boot Kit			ws			L:80/Ø1=22/Ø2=83
		MT/AT			26109	Boot Kit				gs		L:124/Ø1=24/Ø2=108/with cap
2.1 Turbo (134 kW)	08.83 - 01.88	MT	x		20280	Driveshaft	L/R				1	L:660/A:26/ABS:96
		AT	x		23503	Driveshaft	R				1	L:639/A:26/ABS:96
		MT/AT			20273	Joint Kit				gs	29	G:28
		MT/AT			26006	Boot Kit			ws			L:84/Ø1=24/Ø2=92
		MT/AT			26109	Boot Kit				gs		L:124/Ø1=24/Ø2=108/with cap
2.1 Turbo quattro (134 kW)	08.83 - 01.88	MT	x		20280	Driveshaft	L/R	F			1	L:660/A:26/ABS:96
		MT/AT			20271	Joint Kit		R	ws		27	A:26/F:25
		MT/AT	x		20276	Joint Kit		R	ws		27	A:26/F:25/O:56.5/Z/ABS:96
		MT			20273	Joint Kit		F		gs	29	G:28
		MT/AT			20273	Joint Kit		R		gs	29	G:28
		MT			26006	Boot Kit		F	ws			L:84/Ø1=24/Ø2=92
		MT/AT			26007	Boot Kit		R	ws			L:80/Ø1=22/Ø2=83
		MT			26109	Boot Kit		F		gs		L:124/Ø1=24/Ø2=108/with cap
		MT/AT			26109	Boot Kit		R		gs		L:124/Ø1=24/Ø2=108/with cap
2.2 (101 kW)	08.84 - 07.85	MT			20250	Driveshaft	L/R				1	L:660/A:26
		AT	x		20277	Driveshaft	L				1	L:692/A:26/ABS:96
		MT/AT			20271	Joint Kit			ws		27	A:26/F:25
		MT/AT	x		20276	Joint Kit			ws		27	A:26/F:25/O:56.5/Z/ABS:96
		MT/AT			20273	Joint Kit				gs	29	G:28
		MT/AT			26007	Boot Kit			ws			L:80/Ø1=22/Ø2=83
		MT/AT			26109	Boot Kit				gs		L:124/Ø1=24/Ø2=108/with cap
2.2 Turbo (121 kW)	08.85 - 09.91	MT	x	Ch.-No. - 44-J-200099	20280	Driveshaft	L/R				1	L:660/A:26/ABS:96
		MT	x	Ch.-No. 44-J-200100 -	22567	Driveshaft	L/R				2	L:610/A:38/ABS:45
		AT	x	Ch.-No. - 44-J-200099	23503	Driveshaft	R				1	L:639/A:26/ABS:96
		MT	x	Ch.-No. 44-J-200100 -	22568	Joint Kit			ws		28	A:38/F:28/O:59/Z/ABS:45
		MT/AT			20273	Joint Kit				gs	29	G:28
		MT		Ch.-No. - 44-J-200099	26006	Boot Kit			ws			L:84/Ø1=24/Ø2=92

		Transm.	with ABS Ring		Part-No.	Description	L	F	Wheel Side	Gear Box Side	Pic. No.	Technical Specification  Further details on page I
		MT Manual AT Autom.					Left R Right	Front R Rear				

( AUDI )

( AUDI )

<b>200 / 200 AVANT (44, 44Q)</b>												
2.2 Turbo (121 kW)	08.85 - 09.91	MT AT MT/AT		Ch.-No. 44-J-200100 -	23524 26006 26109	Boot Kit Boot Kit Boot Kit			ws ws			L:83/Ø1=24/Ø2=92 L:84/Ø1=24/Ø2=92 L:124/Ø1=24/Ø2=108/with cap
2.2 Turbo (147 kW)	02.88 - 12.90	MT MT MT/AT MT AT MT/AT	x x		22567 22568 20273 23524 26006 26109	Driveshaft Joint Kit Joint Kit Boot Kit Boot Kit Boot Kit	L/R		ws gs		2 28 29	L:610/A:38/ABS:45 A:38/F:28/O:59/Z/ABS:45 G:28 L:83/Ø1=24/Ø2=92 L:84/Ø1=24/Ø2=92 L:124/Ø1=24/Ø2=108/with cap
2.2 Turbo quattro (121/147 kW)	09.83 - 12.91	MT MT MT/AT MT MT/AT MT MT/AT MT MT/AT	x x x		22567 22568 22581 20273 20273 23524 26009 26109 26109	Driveshaft Joint Kit Joint Kit Joint Kit Joint Kit Boot Kit Boot Kit Boot Kit Boot Kit	L/R	F F R F R F R	ws ws gs gs		2 28 28 29 29	L:610/A:38/ABS:45 A:38/F:28/O:59/Z/ABS:45 A:38/F:25/O:59/Z/ABS:45 G:28 G:28 L:83/Ø1=24/Ø2=92 L:76/Ø1=21/Ø2=82 L:124/Ø1=24/Ø2=108/with cap L:124/Ø1=24/Ø2=108/with cap
2.2 20V Turbo quattro (162 kW)	03.89 - 12.90	MT MT MT/AT MT MT/AT MT MT/AT MT MT/AT	x x x		22567 22568 22581 20273 20273 23524 26009 26109 26109	Driveshaft Joint Kit Joint Kit Joint Kit Joint Kit Boot Kit Boot Kit Boot Kit Boot Kit	L/R	F F R F R F R	ws ws gs gs		2 28 28 29 29	L:610/A:38/ABS:45 A:38/F:28/O:59/Z/ABS:45 A:38/F:25/O:59/Z/ABS:45 G:28 G:28 L:83/Ø1=24/Ø2=92 L:76/Ø1=21/Ø2=82 L:124/Ø1=24/Ø2=108/with cap L:124/Ø1=24/Ø2=108/with cap
<b>A2 (8Z0)</b>												
1.4 (55 kW)	02.00 - 08.05	MT MT		TPE boot	21586 21588	Joint Kit Boot Kit			ws ws		27	A:36/F:30/O:52/X/Ø Joint:85 L:110/Ø1=25.5/Ø2=83
1.4 TDI (55 kW)	02.00 - 08.05	MT MT		TPE boot	21587 21589	Joint Kit Boot Kit			ws ws		27	A:36/F:30/O:52/X/Ø Joint:90 L:125/Ø1=25/Ø2=86
1.4 TDI (66 kW)	11.03 - 08.05	MT MT		TPE boot	21587 21589	Joint Kit Boot Kit			ws ws		27	A:36/F:30/O:52/X/Ø Joint:90 L:125/Ø1=25/Ø2=86
1.6 FSI (81 kW)	05.02 - 08.05	MT MT		TPE boot	21587 21589	Joint Kit Boot Kit			ws ws		27	A:36/F:30/O:52/X/Ø Joint:90 L:125/Ø1=25/Ø2=86
<b>A3 (8L1)</b>												
1.6 (74 kW)	09.96 - 08.00	MT MT AT			21014 21015 22933	Driveshaft Driveshaft Joint w. Shaft	L R L				1 1 24	L:554/A:36/O:53 L:820.5/A:36/O:53 L:450/Ø Joint:100/Ø bore:8.2

		MT		<b>20338</b>	Joint Kit			ws		27	A:36/F:30/DF:23.45/O:53/X
		MT	TPE boot	<b>20339</b>	Joint Kit			ws		27	A:36/F:30/DF:23.45/O:53/X
		AT		<b>20340</b>	Joint Kit			ws		27	A:36/F:30/DF:23.45/O:53/X
		MT		<b>20258</b>	Joint Kit				gs	29	G:33/Ø Joint:94.1
		MT		<b>20336</b>	Boot Kit			ws			L:84/Ø1=20/Ø2=76
		MT	TPE boot	<b>20337</b>	Boot Kit			ws			L:109/Ø1=26/Ø2=75
		AT		<b>26214</b>	Boot Kit			ws			L:80/Ø1=22/Ø2=83
		MT		<b>26062</b>	Boot Kit				gs		L:100/Ø1=21/Ø2=94/with cap
		MT	TPE boot	<b>24662</b>	Boot Kit				gs		L:108/Ø1=27/Ø2=94/with cap
		AT	- 08.98	<b>24367</b>	Boot Kit				gs		L:88/Ø1=21/Ø2=82
		AT	09.98 -, TPE boot	<b>23275</b>	Boot Kit				gs		L:104/Ø1=27/Ø2=71
1.6 (75 kW)	08.00 - 05.03	MT	engine AVU	<b>21014</b>	Driveshaft	L				1	L:554/A:36/O:53
		MT	engine AVU	<b>21015</b>	Driveshaft	R				1	L:820.5/A:36/O:53
		MT		<b>20338</b>	Joint Kit			ws		27	A:36/F:30/DF:23.45/O:53/X
		MT	TPE boot	<b>20339</b>	Joint Kit			ws		27	A:36/F:30/DF:23.45/O:53/X
		AT		<b>20340</b>	Joint Kit			ws		27	A:36/F:30/DF:23.45/O:53/X
		MT/AT		<b>24749</b>	Joint Kit				gs	29	G:33/Z/Ø Joint:94
		MT		<b>20336</b>	Boot Kit			ws			L:84/Ø1=20/Ø2=76
		MT	TPE boot	<b>20337</b>	Boot Kit			ws			L:109/Ø1=26/Ø2=75
		AT		<b>26214</b>	Boot Kit			ws			L:80/Ø1=22/Ø2=83
		MT	TPE boot	<b>24662</b>	Boot Kit				gs		L:108/Ø1=27/Ø2=94/with cap
1.8 (92 kW)	09.96 - 05.03	MT		<b>21016</b>	Driveshaft	L				1	L:553/A:36/O:53
		MT		<b>21017</b>	Driveshaft	R				1	L:820/A:36/O:53
		AT		<b>22933</b>	Joint w. Shaft	L				24	L:450/Ø Joint:100/Ø bore:8.2
		MT/AT		<b>20340</b>	Joint Kit			ws		27	A:36/F:30/DF:23.45/O:53/X
		MT		<b>22498</b>	Joint Kit	R			gs	29	G:33/Ø Joint:100
		MT/AT		<b>26214</b>	Boot Kit			ws			L:80/Ø1=22/Ø2=83
		MT	TPE boot	<b>23268</b>	Boot Kit	L			gs		L:110/Ø1=27/Ø2=100/with cap
		MT		<b>26101</b>	Boot Kit	R			gs		L:116/Ø1=35/Ø2=100/with cap
		AT	- 08.98	<b>24367</b>	Boot Kit				gs		L:88/Ø1=21/Ø2=82
		AT	09.98 -, TPE boot	<b>23275</b>	Boot Kit				gs		L:104/Ø1=27/Ø2=71
1.8 quattro (92 kW)	08.98 - 05.03	MT	TPE boot	<b>23268</b>	Boot Kit	L	F			gs	L:110/Ø1=27/Ø2=100/with cap
		MT		<b>26101</b>	Boot Kit	R	F			gs	L:116/Ø1=35/Ø2=100/with cap
1.8 T (110 kW)	12.96 - 05.03	MT		<b>21016</b>	Driveshaft	L				1	L:553/A:36/O:53
		MT		<b>21017</b>	Driveshaft	R				1	L:820/A:36/O:53
		AT		<b>22933</b>	Joint w. Shaft	L				24	L:450/Ø Joint:100/Ø bore:8.2
		MT/AT		<b>20340</b>	Joint Kit			ws		27	A:36/F:30/DF:23.45/O:53/X
		MT		<b>22498</b>	Joint Kit	R			gs	29	G:33/Ø Joint:100
		MT/AT		<b>26214</b>	Boot Kit			ws			L:80/Ø1=22/Ø2=83
		MT	engine AGU, TPE boot	<b>23268</b>	Boot Kit	L			gs		L:110/Ø1=27/Ø2=100/with cap
		MT		<b>26101</b>	Boot Kit	R			gs		L:116/Ø1=35/Ø2=100/with cap
		MT	engine ARZ, AUM, TPE boot	<b>23275</b>	Boot Kit				gs		L:104/Ø1=27/Ø2=71
		AT	engine AGU, - 08.98	<b>24367</b>	Boot Kit				gs		L:88/Ø1=21/Ø2=82
		AT	engine AGU, 09.98 -, TPE boot	<b>23275</b>	Boot Kit				gs		L:104/Ø1=27/Ø2=71
		AT	engine ARZ, AUM	<b>22286</b>	Boot Kit				gs		L:116/Ø1=24/Ø2=70
1.8 T quattro (110 kW)	12.96 - 05.03	MT/AT	engine ARX	<b>21016</b>	Driveshaft	L	F			1	L:553/A:36/O:53
		MT/AT	engine ARX	<b>20340</b>	Joint Kit		F	ws		27	A:36/F:30/DF:23.45/O:53/X
		MT/AT	engine ARX	<b>26214</b>	Boot Kit		F	ws			L:80/Ø1=22/Ø2=83
		MT/AT	TPE boot, - 05.99	<b>23268</b>	Boot Kit	L	F		gs		L:110/Ø1=27/Ø2=100/with cap
		MT/AT	TPE boot, 06.99 -, (+) headlight aiming	<b>24665</b>	Boot Kit	L	F		gs		L:102/Ø1=28/Ø2=67
		MT/AT	06.99 -, (-) headlight aiming	<b>23176</b>	Boot Kit	L	F		gs		L:98/Ø1=24/Ø2=57

		Transm.	with ABS Ring		Part-No.	Description	L	F	Wheel Side	Gear Box Side	Pic. No.	Technical Specification  Further details on page I
		MT Manual AT Autom.					Left R Right	Front R Rear				

( AUDI )

( AUDI )

A3 (8L1)													
1.8 T quattro (110 kW)	12.96 - 05.03	MT MT/AT		TPE boot	26101 23268	Boot Kit Boot Kit	R	F R		gs gs		L:116/Ø1=35/Ø2=100/with cap L:110/Ø1=27/Ø2=100/with cap	
1.8 T (132 kW)	12.98 - 05.03	MT		engine ARY, AUQ	20340	Joint Kit			ws		27	A:36/F:30/DF:23.45/O:53/X	
		AT		engine ARY, AUQ / TPE boot	21522	Joint Kit			ws		27	A:36/F:27/O:53/X	
		MT		engine ARY, AUQ	26214	Boot Kit			ws				L:80/Ø1=22/Ø2=83
		AT		engine ARY, M2382AUQ / TPE boot	21524	Boot Kit			ws				L:117/Ø1=29.5/Ø2=98
		MT		engine APP, AQU, TPE boot	23275	Boot Kit				gs			L:104/Ø1=27/Ø2=71
		AT/semi-AT		engine APP, AQU	22286	Boot Kit				gs		L:116/Ø1=24/Ø2=70	
1.8 T quattro (132 kW)	10.98 - 05.03	MT/AT		engine ARY, TPE boot	21522	Joint Kit		F	ws		27	A:36/F:27/O:53/X	
		MT/AT		engine ARY, TPE boot	21524	Boot Kit		F	ws				L:117/Ø1=29.5/Ø2=98
		MT		TPE boot, (+) headlight aiming	24665	Boot Kit		F		gs			L:102/Ø1=28/Ø2=67
		MT		(-) headlight aiming	23176	Boot Kit		F		gs			L:98/Ø1=24/Ø2=57
		semi-AT			22286	Boot Kit		F		gs			L:116/Ø1=24/Ø2=70
		MT/AT		TPE boot	23268	Boot Kit		R		gs		L:110/Ø1=27/Ø2=100/with cap	
S3 quattro (154 kW)	03.99 - 05.03	MT/AT		engine AMK, Ch.-No. - 8L-1-114000, TPE boot	21522	Joint Kit		F	ws		27	A:36/F:27/O:53/X	
		MT/AT		engine AMK, Ch.-No. - 8L-1-114000, TPE boot	21524	Boot Kit		F	ws				L:117/Ø1=29.5/Ø2=98
		MT/AT		TPE boot, - 06.01, (+) headlight aiming	24665	Boot Kit		F		gs			L:102/Ø1=28/Ø2=67
		MT/AT		- 06.01, (-) headlight aiming	23176	Boot Kit		F		gs			L:98/Ø1=24/Ø2=57
		MT/AT		TPE boot	23268	Boot Kit		R		gs			L:110/Ø1=27/Ø2=100/with cap
S3 quattro (165 kW)	10.01 - 05.03	MT/AT		TPE boot	23268	Boot Kit		R		gs		L:110/Ø1=27/Ø2=100/with cap	
1.9 TDI (66/81 kW)	09.96 - 07.01	MT			21020	Driveshaft	L				1	L:553/A:36/O:53	
		MT			21021	Driveshaft	R				1	L:820/A:36/O:53	
		MT/AT			20340	Joint Kit			ws		27	A:36/F:30/DF:23.45/O:53/X	
		MT			22498	Joint Kit	R			gs	29	G:33/Ø Joint:100	
		MT/AT			26214	Boot Kit			ws				L:80/Ø1=22/Ø2=83
		MT			24658	Boot Kit	L			gs			L:114/Ø1=18/Ø2=100/with cap
		MT			26101	Boot Kit	R			gs			L:116/Ø1=35/Ø2=100/with cap
		AT		- 08.98	24367	Boot Kit				gs			L:88/Ø1=21/Ø2=82
		AT		09.98 -, TPE boot	23275	Boot Kit			gs			L:104/Ø1=27/Ø2=71	
1.9 TDI (74 kW)	10.00 - 05.03	MT			21020	Driveshaft	L				1	L:553/A:36/O:53	
		AT		engine ATD	23608	Driveshaft	L				3	L:545.1/A:36	
		MT			21021	Driveshaft	R				1	L:820/A:36/O:53	
		AT			23612	Driveshaft	R				3	L:838.6/A:36	
		MT		engine ATD	20340	Joint Kit			ws		27	A:36/F:30/DF:23.45/O:53/X	
		AT		engine ATD, TPE boot	21522	Joint Kit			ws		27	A:36/F:27/O:53/X	
		MT		engine ATD	26214	Boot Kit			ws				L:80/Ø1=22/Ø2=83
		AT		engine ATD, TPE boot	21524	Boot Kit			ws				L:117/Ø1=29.5/Ø2=98
		MT		engine ATD, TPE boot, (-) headlight aiming	23268	Boot Kit	L			gs			L:110/Ø1=27/Ø2=100/with cap
		MT		(+) headlight aiming	24658	Boot Kit	L			gs			L:114/Ø1=18/Ø2=100/with cap
		MT		engine AXR, TPE boot	23268	Boot Kit	L			gs			L:110/Ø1=27/Ø2=100/with cap
		MT			26101	Boot Kit	R			gs			L:116/Ø1=35/Ø2=100/with cap



1.9 TDI (96 kW)	08.00 - 05.03	AT		<b>23608</b>	Driveshaft	L				3	L:545.1/A:36
		AT		<b>23612</b>	Driveshaft	R				3	L:838.6/A:36
		MT/AT	TPE boot	<b>21522</b>	Joint Kit			ws		27	A:36/F:27/O:53/X
		MT/AT	TPE boot	<b>21524</b>	Boot Kit			ws			L:117/Ø1=29.5/Ø2=98
		MT	TPE boot, (+) headlight aiming	<b>24665</b>	Boot Kit				gs		L:102/Ø1=28/Ø2=67
		MT	(-) headlight aiming	<b>23176</b>	Boot Kit				gs		L:98/Ø1=24/Ø2=57
		semi-AT		<b>22286</b>	Boot Kit				gs		L:116/Ø1=24/Ø2=70
1.9 TDI quattro (96 kW)	08.00 - 05.03	MT/AT	TPE boot	<b>21522</b>	Joint Kit		F	ws		27	A:36/F:27/O:53/X
		MT/AT	TPE boot	<b>21524</b>	Boot Kit		F	ws			L:117/Ø1=29.5/Ø2=98
		MT	(-) headlight aiming	<b>23176</b>	Boot Kit		F		gs		L:98/Ø1=24/Ø2=57
		MT/AT	TPE boot, (+) headlight aiming	<b>24665</b>	Boot Kit		F		gs		L:102/Ø1=28/Ø2=67
<b>A3 (8P1) / A3 SPORTBACK (8PA)</b>											
1.4 TFSI (92 kW)	09.07 -	MT	TPE boot	<b>23690</b>	Boot Kit			ws			L:120/Ø1=25/Ø2=86
		MT	TPE boot	<b>23268</b>	Boot Kit				gs		L:110/Ø1=27/Ø2=100/with cap
		MT	TPE boot, Ch.-No. 8P9A059201 -	<b>24665</b>	Boot Kit				gs		L:102/Ø1=28/Ø2=67
		AT	TPE boot, Ch.-No. - 8P9A059200	<b>24705</b>	Boot Kit				gs		L:102/Ø1=28/Ø2=67
1.6 (75 kW)	05.03 -	MT		<b>24476</b>	Driveshaft	L					
		AT6	- 05.07, engine BGU, BSE	<b>24487</b>	Driveshaft	L					L:587/A:36/D:36
		AT6	06.07 -, engine BSE, BSF	<b>24484</b>	Driveshaft	L					L:585/A:36/D:36
		AT7	engine BSE	<b>24489</b>	Driveshaft	L					L:522/A:36
		MT		<b>24480</b>	Driveshaft	R					
		AT6	- 06.07, engine BSE, BSF	<b>24500</b>	Driveshaft	R					L:884/A:36/D:26
		MT/AT		<b>23689</b>	Joint Kit			ws		28	A:36/F:30/DF:22.45/O:59.5/X
		MT	engine BGU	<b>22497</b>	Joint Kit				gs	29	G:33/Ø Joint:100
		MT/AT	TPE boot	<b>23690</b>	Boot Kit		ws			L:120/Ø1=25/Ø2=86	
		MT	engine BGU, TPE boot	<b>23268</b>	Boot Kit			gs		L:110/Ø1=27/Ø2=100/with cap	
1.6 FSI (85 kW)	08.03 -	MT/AT		<b>24488</b>	Driveshaft	L					L:559/A:36
		MT/AT	engine BAG	<b>23689</b>	Joint Kit		ws		28	A:36/F:30/DF:22.45/O:59.5/X	
		MT	engine BAG	<b>22497</b>	Joint Kit				gs	29	G:33/Ø Joint:100
		MT/AT	engine BAG, TPE boot	<b>23690</b>	Boot Kit		ws				L:120/Ø1=25/Ø2=86
		MT	engine BAG, TPE boot	<b>23268</b>	Boot Kit			gs		L:110/Ø1=27/Ø2=100/with cap	
1.8 TFSI (118 kW)	11.06 -	AT		<b>24475</b>	Driveshaft	L					
		MT		<b>23691</b>	Joint Kit			ws		28	A:36/F:27/DF:27.51/O:59.5/X
		MT	TPE boot	<b>23692</b>	Boot Kit			ws			L:115/Ø1=29/Ø2=96
		MT	TPE boot	<b>24665</b>	Boot Kit				gs		L:102/Ø1=28/Ø2=67
1.8 TFSI quattro (118 kW)	07.08 -	MT		<b>24494</b>	Driveshaft	R	F			1	L:610/A:36
		MT	TPE boot, Ch.-No. 8P9A059201 -	<b>24665</b>	Boot Kit		F		gs		L:102/Ø1=28/Ø2=67
		AT	TPE boot, Ch.-No. - 8P9A059200	<b>24705</b>	Boot Kit		F		gs		L:102/Ø1=28/Ø2=67
		MT	TPE boot	<b>23268</b>	Boot Kit		R		gs		L:110/Ø1=27/Ø2=100/with cap
2.0 FSI (110 kW)	05.03 -	MT		<b>24489</b>	Driveshaft	L					L:522/A:36
		AT		<b>24487</b>	Driveshaft	L					L:587/A:36/D:36
		MT/AT		<b>23689</b>	Joint Kit			ws		28	A:36/F:30/DF:22.45/O:59.5/X
		MT		<b>22497</b>	Joint Kit				gs	29	G:33/Ø Joint:100
		MT/AT	TPE boot	<b>23690</b>	Boot Kit			ws			L:120/Ø1=25/Ø2=86
		MT	TPE boot	<b>23268</b>	Boot Kit			gs		L:110/Ø1=27/Ø2=100/with cap	
2.0 (120 kW)	06.06 -	MT	TPE boot	<b>24665</b>	Boot Kit				gs		L:102/Ø1=28/Ø2=67
		AT		<b>24466</b>	Boot Kit				gs		L:88/Ø1=24.4/Ø2=71.5
2.0 TFSI (147 kW)	09.04 -	MT	TPE boot	<b>23692</b>	Boot Kit			ws			L:115/Ø1=29/Ø2=96
		MT/AT	TPE boot	<b>24665</b>	Boot Kit				gs		L:102/Ø1=28/Ø2=67
2.0 TFSI quattro (147 kW)	09.04 -	MT	TPE boot	<b>23692</b>	Boot Kit		F	ws			L:115/Ø1=29/Ø2=96
		MT/AT	TPE boot, - 05.07	<b>23690</b>	Boot Kit		R	ws			L:120/Ø1=25/Ø2=86

		Transm. MT Manual AT Autom.	with ABS Ring		Part-No.	Description	L Left R Right	F Front R Rear	Wheel Side	Gear Box Side	Pic. No.	Technical Specification  Further details on page I
---	---	---	---------------------	--	----------	-------------	-------------------------	-------------------------	---------------	---------------------	-------------	--

( AUDI )

( AUDI )

A3 (8P1) / A3 SPORTBACK (8PA)												
2.0 TFSI quattro (147 kW)	09.04 -	MT/AT		TPE boot	24665	Boot Kit		F		gs		L:102/Ø1=28/Ø2=67
		MT/AT		TPE boot	23268	Boot Kit		R		gs		L:110/Ø1=27/Ø2=100/with cap
3.2 V6 quattro (184 kW)	07.03 -	MT/AT			24475	Driveshaft	L	F				
		MT			24494	Driveshaft	R	F			1	L:610/A:36
		AT		Ch.-No. 8P7084001 -	24494	Driveshaft	R	F			1	L:610/A:36
		MT		engine BDB	23691	Joint Kit		F	ws		28	A:36/F:27/DF:27.51/0:59.5/X
		MT		engine BDB, TPE boot	23692	Boot Kit		F	ws			L:115/Ø1=29/Ø2=96
		MT		TPE boot, Ch.-No. 8P7084001 -	24665	Boot Kit		F		gs		L:102/Ø1=28/Ø2=67
		MT/AT		TPE boot, - 05.07	23690	Boot Kit		R	ws			L:120/Ø1=25/Ø2=86
		MT		TPE boot	23268	Boot Kit		R		gs		L:110/Ø1=27/Ø2=100/with cap
S3 quattro (188/195 kW)	02.07 -	MT/AT		TPE boot	24665	Boot Kit		F		gs		L:102/Ø1=28/Ø2=67
		MT/AT		TPE boot, - 05.07	23690	Boot Kit		R	ws			L:120/Ø1=25/Ø2=86
		MT		TPE boot	23268	Boot Kit		R		gs		L:110/Ø1=27/Ø2=100/with cap
1.9 TDI (77 kW)	05.03 -	MT			24473	Driveshaft	L					
		AT6		engine BLS/BXE	24474	Driveshaft	L					L:482/A:36
		MT			23689	Joint Kit			ws		28	A:36/F:30/DF:22.45/0:59.5/X
		MT			22497	Joint Kit				gs	29	G:33/Ø Joint:100
		MT		TPE boot	23690	Boot Kit			ws			L:120/Ø1=25/Ø2=86
		MT		TPE boot	23268	Boot Kit				gs		L:110/Ø1=27/Ø2=100/with cap
		AT			24466	Boot Kit				gs		L:88/Ø1=24.4/Ø2=71.5
2.0 TDI (100/103 kW)	05.03 -	MT			24475	Driveshaft	L					
		MT		Ch.-No. - 898A112000, driving school	24491	Driveshaft	L				1	L:492/A:36
		AT		Ch.-No. - 8P5A072500	24474	Driveshaft	L					L:482/A:36
		semi-AT		Ch.-No. 8P5A072501 -	24474	Driveshaft	L					L:482/A:36
		MT			24479	Driveshaft	R					
		MT			23691	Joint Kit			ws		28	A:36/F:27/DF:27.51/0:59.5/X
		MT		TPE boot	23692	Boot Kit			ws			L:115/Ø1=29/Ø2=96
		MT		TPE boot	24665	Boot Kit				gs		L:102/Ø1=28/Ø2=67
		AT			24466	Boot Kit				gs		L:88/Ø1=24.4/Ø2=71.5
2.0 TDI quattro (100/103 kW)	05.03 -	MT			24475	Driveshaft	L	F				
		MT			24494	Driveshaft	R	F			1	L:610/A:36
		MT			23691	Joint Kit		F	ws		28	A:36/F:27/DF:27.51/0:59.5/X
		MT		TPE boot	23692	Boot Kit		F	ws			L:115/Ø1=29/Ø2=96
		MT		TPE boot	24665	Boot Kit		F		gs		L:102/Ø1=28/Ø2=67
		MT		TPE boot, - 05.07	23690	Boot Kit		R	ws			L:120/Ø1=25/Ø2=86
		MT		TPE boot	23268	Boot Kit		R		gs		L:110/Ø1=27/Ø2=100/with cap
2.0 TDI (120 kW)	06.06 - 06.08	MT		Ch.-No. - 898A112000, - 05.07	24491	Driveshaft	L				1	L:492/A:36
		MT		TPE boot	24665	Boot Kit				gs		L:102/Ø1=28/Ø2=67
2.0 TDI (125 kW)	03.06 -	MT		Ch.-No. - 898A112000, - 05.07	24491	Driveshaft	L				1	L:492/A:36
		MT		TPE boot	24665	Boot Kit				gs		L:102/Ø1=28/Ø2=67
		AT			24466	Boot Kit				gs		L:88/Ø1=24.4/Ø2=71.5

2.0 TDI quattro (125 kW)	03.06 -	MT			<b>24475</b>	Driveshaft	L	F						
		MT			<b>24494</b>	Driveshaft	R	F				1	L:610/A:36	
		MT		TPE boot	<b>23692</b>	Boot Kit		F	ws				L:115/Ø1=29/Ø2=96	
		MT		TPE boot	<b>24665</b>	Boot Kit		F		gs			L:102/Ø1=28/Ø2=67	
		MT		TPE boot, - 05.07	<b>23690</b>	Boot Kit		R	ws				L:120/Ø1=25/Ø2=86	
		MT		TPE boot	<b>23268</b>	Boot Kit		R		gs		L:110/Ø1=27/Ø2=100/with cap		
<b>A3 CONVERTIBLE</b>														
1.6 (75 kW)	09.08 -	MT		TPE boot	<b>23690</b>	Boot Kit			ws				L:120/Ø1=25/Ø2=86	
		MT		TPE boot	<b>23268</b>	Boot Kit				gs		L:110/Ø1=27/Ø2=100/with cap		
1.8 TFSI (118 kW)	04.08 -	MT		TPE boot	<b>23692</b>	Boot Kit			ws				L:115/Ø1=29/Ø2=96	
		MT		TPE boot	<b>24665</b>	Boot Kit				gs		L:102/Ø1=28/Ø2=67		
2.0 TFSI (147 kW)	04.08 -	MT		TPE boot	<b>23692</b>	Boot Kit			ws				L:115/Ø1=29/Ø2=96	
		MT		TPE boot	<b>24665</b>	Boot Kit				gs		L:102/Ø1=28/Ø2=67		
1.6 TDI (77 kW)	05.09 -	MT			<b>24485</b>	Driveshaft	L					2	L:522/A:36	
		MT		TPE boot	<b>23690</b>	Boot Kit			ws				L:120/Ø1=25/Ø2=86	
		MT		TPE boot	<b>23268</b>	Boot Kit				gs			L:110/Ø1=27/Ø2=100/with cap	
1.9 TDI (77 kW)	04.08 -	MT			<b>24485</b>	Driveshaft	L					2	L:522/A:36	
		MT		TPE boot	<b>23690</b>	Boot Kit			ws				L:120/Ø1=25/Ø2=86	
		MT		TPE boot	<b>23268</b>	Boot Kit				gs			L:110/Ø1=27/Ø2=100/with cap	
2.0 TDI (100/103 kW)	04.08 -	AT		Ch.-No. - 8P9014000	<b>24474</b>	Driveshaft	L						L:482/A:36	
		MT		TPE boot	<b>23692</b>	Boot Kit			ws				L:115/Ø1=29/Ø2=96	
		MT		TPE boot	<b>24665</b>	Boot Kit				gs			L:102/Ø1=28/Ø2=67	
		AT		Ch.-No. - 8P9014000	<b>24466</b>	Boot Kit				gs			L:88/Ø1=24.4/Ø2=71.5	
<b>A4 / A4 AVANT (8D2, 8D5, B5)</b>														
1.6 (74 kW)	01.95 - 07.00	MT	x		<b>22683</b>	Driveshaft	L					2	L:610.5/A:33/ABS:45	
		AT	x		<b>22679</b>	Driveshaft	L					3	L:506/A:33/ABS:45	
		MT	x		<b>22682</b>	Driveshaft	R					2	L:632.5/A:33/ABS:45	
		AT	x		<b>22678</b>	Driveshaft	R					3	L:594/A:33/ABS:45	
		AT			<b>22829</b>	Joint w. Shaft	L				gs		24	L:454.5
		AT			<b>22828</b>	Joint w. Shaft	R				gs		24	L:542.5
		MT/AT	x		<b>22681</b>	Joint Kit				ws		28	A:33/F:30/X/ABS:45	
		MT			<b>22522</b>	Joint Kit					gs	29	G:33	
		MT/AT			<b>26165</b>	Boot Kit				ws				L:84/Ø1=22/Ø2=82
		MT			<b>26126</b>	Boot Kit					gs			L:118/Ø1=24/Ø2=100/with cap
		AT			<b>26128</b>	Boot Kit	L				gs			L:88/Ø1=21/Ø2=82
		AT			<b>23998</b>	Boot Kit	R				gs			L:87.2/Ø1=34/Ø2=79
		MT/AT			<b>24367</b>	Boot Kit					gs			L:88/Ø1=21/Ø2=82
		1.6 (75 kW)	07.00 - 11.00	MT			<b>24367</b>	Boot Kit				gs		
1.8 (85/92/95 kW)	01.95 - 09.01	MT	x		<b>22685</b>	Driveshaft	L					2	L:609.5/A:33/ABS:45	
		AT	x		<b>22679</b>	Driveshaft	L					3	L:506/A:33/ABS:45	
		MT	x		<b>22684</b>	Driveshaft	R					2	L:631.5/A:33/ABS:45	
		AT	x		<b>22678</b>	Driveshaft	R					3	L:594/A:33/ABS:45	
		AT			<b>22829</b>	Joint w. Shaft	L				gs	24	L:454.5	
		AT			<b>22828</b>	Joint w. Shaft	R				gs	24	L:542.5	
		MT/AT	x		<b>22681</b>	Joint Kit				ws		28	A:33/F:30/X/ABS:45	
		MT			<b>20273</b>	Joint Kit					gs	29	G:28	
		MT/AT			<b>26165</b>	Boot Kit				ws				L:84/Ø1=22/Ø2=82
		MT			<b>26109</b>	Boot Kit					gs			L:124/Ø1=24/Ø2=108/with cap
		AT			<b>26128</b>	Boot Kit	L				gs			L:88/Ø1=21/Ø2=82
		AT			<b>23998</b>	Boot Kit	R				gs			L:87.2/Ø1=34/Ø2=79




		Transm.	with ABS Ring		Part-No.	Description	L	F	Wheel Side	Gear Box Side	Pic. No.	Technical Specification  Further details on page I
		MT Manual AT Autom.					Left R Right	Front R Rear				

( AUDI )

( AUDI )

A4 / A4 AVANT (8D2, 8D5, B5)													
1.8 quattro (85/92 kW)	01.95 - 09.01	MT	x		22683	Driveshaft	L	F			2	L:610.5/A:33/ABS:45	
		MT	x		22682	Driveshaft	R	F			2	L:632.5/A:33/ABS:45	
		MT	x		22681	Joint Kit		F	ws		28	A:33/F:30/X/ABS:45	
		MT	x		22748	Joint Kit		R	ws		28	A:33/F:30/ABS:45	
		MT			22522	Joint Kit		F		gs	29	G:33	
		MT			22497	Joint Kit		R		gs	29	G:33/Ø Joint:100	
		MT			26165	Boot Kit		F	ws				L:84/Ø1=22/Ø2=82
		MT			26249	Boot Kit		R	ws				L:76/Ø1=21/Ø2=82
		MT			26126	Boot Kit		F		gs			L:118/Ø1=24/Ø2=100/with cap
		MT			23514	Boot Kit		R		gs			L:111/Ø1=22/Ø2=100/with cap
		MT		TPE boot	23268	Boot Kit		R		gs		L:110/Ø1=27/Ø2=100/with cap	
1.8 T (110 kW)	01.95 - 09.01	MT	x		22685	Driveshaft	L				2	L:609.5/A:33/ABS:45	
		AT5			24299	Driveshaft	L				3	L:533.8/A:33	
		MT	x		22684	Driveshaft	R				2	L:631.5/A:33/ABS:45	
		MT	x		22681	Joint Kit			ws		28	A:33/F:30/X/ABS:45	
		MT			20273	Joint Kit				gs	29	G:28	
		MT			26165	Boot Kit			ws				L:84/Ø1=22/Ø2=82
		MT			26109	Boot Kit				gs			L:124/Ø1=24/Ø2=108/with cap
		MT		engine AEB, for tripod joint	24367	Boot Kit			gs			L:88/Ø1=21/Ø2=82	
1.8 T quattro (110 kW)	01.95 - 09.01	MT	x		22683	Driveshaft	L	F			2	L:610.5/A:33/ABS:45	
		AT5			24299	Driveshaft	L	F			3	L:533.8/A:33	
		MT	x		22682	Driveshaft	R	F			2	L:632.5/A:33/ABS:45	
		MT	x		22681	Joint Kit		F	ws		28	A:33/F:30/X/ABS:45	
		MT	x		22748	Joint Kit		R	ws		28	A:33/F:30/ABS:45	
		MT			22522	Joint Kit		F		gs	29	G:33	
		MT			22497	Joint Kit		R		gs	29	G:33/Ø Joint:100	
		MT			26165	Boot Kit		F	ws				L:84/Ø1=22/Ø2=82
		MT			26249	Boot Kit		R	ws				L:76/Ø1=21/Ø2=82
		MT			26126	Boot Kit		F		gs			L:118/Ø1=24/Ø2=100/with cap
		MT			24367	Boot Kit		F		gs			L:88/Ø1=21/Ø2=82
		MT		engine AEB, for tripod joint	23514	Boot Kit		R		gs		L:111/Ø1=22/Ø2=100/with cap	
		MT		TPE boot	23268	Boot Kit		R		gs		L:110/Ø1=27/Ø2=100/with cap	
1.8 T (132 kW)	12.97 - 11.00	MT			26109	Boot Kit				gs		L:124/Ø1=24/Ø2=108/with cap	
1.8 T quattro (132 kW)	12.97 - 11.00	MT			26126	Boot Kit		F		gs		L:118/Ø1=24/Ø2=100/with cap	
		MT		TPE boot	23268	Boot Kit		R		gs		L:110/Ø1=27/Ø2=100/with cap	
1.9 TDI (55/66 kW)	01.95 - 09.01	MT	x		22689	Driveshaft	L				3	L:607/A:33/ABS:45	
		AT	x		22679	Driveshaft	L				3	L:506/A:33/ABS:45	
		MT	x		22688	Driveshaft	R				3	L:628.5/A:33/ABS:45	
		AT	x		22678	Driveshaft	R				3	L:594/A:33/ABS:45	
		MT			22827	Joint w. Shaft	L			gs	24	L:555	
		AT			22829	Joint w. Shaft	L			gs	24	L:454.5	

		MT			22826	Joint w. Shaft	R			gs	24	L:577
		AT			22828	Joint w. Shaft	R			gs	24	L:542.5
		MT/AT	x		22681	Joint Kit			ws		28	A:33/F:30/X/ABS:45
		MT/AT			26165	Boot Kit			ws			L:84/Ø1=22/Ø2=82
		MT/AT			26128	Boot Kit				gs		L:88/Ø1=21/Ø2=82
		MT		for tripod joint	24367	Boot Kit				gs		L:88/Ø1=21/Ø2=82
		AT		for tripod joint	24367	Boot Kit	L			gs		L:88/Ø1=21/Ø2=82
1.9 TDI (81 kW)	10.95 - 09.01	MT	x		22689	Driveshaft	L				3	L:607/A:33/ABS:45
		AT	x		22679	Driveshaft	L				3	L:506/A:33/ABS:45
		MT	x		22688	Driveshaft	R				3	L:628.5/A:33/ABS:45
		AT	x		22678	Driveshaft	R				3	L:594/A:33/ABS:45
		MT			22827	Joint w. Shaft	L			gs	24	L:555
		AT			22829	Joint w. Shaft	L			gs	24	L:454.5
		MT			22826	Joint w. Shaft	R			gs	24	L:577
		AT			22828	Joint w. Shaft	R			gs	24	L:542.5
		MT/AT	x		22681	Joint Kit			ws		28	A:33/F:30/X/ABS:45
		MT/AT			26165	Boot Kit			ws			L:84/Ø1=22/Ø2=82
		MT			26128	Boot Kit				gs		L:88/Ø1=21/Ø2=82
		MT		03.99 -	26126	Boot Kit				gs		L:118/Ø1=24/Ø2=100/with cap
		AT			26128	Boot Kit	L			gs		L:88/Ø1=21/Ø2=82
		AT			23998	Boot Kit	R			gs		L:87.2/Ø1=34/Ø2=79
		MT/AT		for tripod joint	24367	Boot Kit				gs		L:88/Ø1=21/Ø2=82
1.9 TDI quattro (81 kW)	09.96 - 09.01	MT	x		22689	Driveshaft	L	F			3	L:607/A:33/ABS:45
		MT	x		22688	Driveshaft	R	F			3	L:628.5/A:33/ABS:45
		MT			22827	Joint w. Shaft	L	F		gs	24	L:555
		MT			22826	Joint w. Shaft	R	F		gs	24	L:577
		MT	x		22681	Joint Kit		F	ws		28	A:33/F:30/X/ABS:45
		MT			26165	Boot Kit		F	ws			L:84/Ø1=22/Ø2=82
		MT			26128	Boot Kit		F		gs		L:88/Ø1=21/Ø2=82
		MT		for tripod joint	24367	Boot Kit		F		gs		L:88/Ø1=21/Ø2=82
		MT		TPE boot	23268	Boot Kit		R		gs		L:110/Ø1=27/Ø2=100/with cap
1.9 TDI (85 kW)	03.00 - 09.01	MT/AT	x		22255	Driveshaft	L				3	L:607/A:33/ABS:45
		MT/AT	x		22256	Driveshaft	R				3	L:628/A:33/ABS:45
		MT/AT	x		21091	Joint Kit			ws		28	A:33/F:27/DF:27.51/O:53/X/ABS:45
		MT/AT			21092	Boot Kit			ws			L:92/Ø1=24/Ø2=87
		MT			24367	Boot Kit				gs		L:88/Ø1=21/Ø2=82
1.9 TDI quattro (85 kW)	03.00 - 11.01	MT	x	engine ATJ	23616	Driveshaft	L	F			3	L:582.2/A:38/ABS:45
		MT	x	engine AJM	22689	Driveshaft	L	F			3	L:607/A:33/ABS:45
		MT	x	engine AJM	22688	Driveshaft	R	F			3	L:628.5/A:33/ABS:45
		MT	x	engine ATJ	22763	Joint Kit		F	ws		28	A:38/F:27/X/ABS:45
		MT		engine ATJ	26094	Boot Kit		F	ws			L:92.5/Ø1=24/Ø2=92
		MT		engine ATJ	24367	Boot Kit		F		gs		L:88/Ø1=21/Ø2=82
2.4 (110 kW)	07.95 - 09.01	AT		engine AFM	22829	Joint w. Shaft	R			gs	24	L:454.5
		AT	x	engine AFM	22747	Joint Kit			ws		28	A:38/F:30/X/ABS:45
		AT		engine AFM	26127	Boot Kit			ws			L:84/Ø1=22/Ø2=82
		AT		engine AFM	26065	Boot Kit				gs		L:88/Ø1=21/Ø2=82
2.4 (121 kW)	03.97 - 11.00	MT/AT			26094	Boot Kit			ws			L:92.5/Ø1=24/Ø2=92
		MT/AT		TPE boot	22938	Boot Kit			ws			L:112/Ø1=26/Ø2=86
		MT		engine AGA, ALF	24367	Boot Kit				gs		L:88/Ø1=21/Ø2=82
		MT		engine AML, APS, ARJ	26126	Boot Kit				gs		L:118/Ø1=24/Ø2=100/with cap
2.4 quattro (121 kW)	03.97 - 11.00	MT		engine AGA, ALF	24367	Boot Kit		F		gs		L:88/Ø1=21/Ø2=82

		Transm. <b>MT</b> Manual <b>AT</b> Autom.	with ABS Ring		<b>Part-No.</b>	<b>Description</b>	<b>L</b> Left <b>R</b> Right	<b>F</b> Front <b>R</b> Rear	<b>Wheel</b> <b>Side</b>	<b>Gear</b> <b>Box</b> <b>Side</b>	<b>Pic.</b> <b>No.</b>	<b>Technical Specification</b>  Further details on page I
---	---	---	---------------------	--	-----------------	--------------------	---------------------------------------	---------------------------------------	-----------------------------	--	---------------------------	---

( AUDI )

( AUDI )

<b>A4 / A4 AVANT (8D2, 8D5, B5)</b>												
2.4 quattro (121 kW)	03.97 - 11.00	MT		engine AML, APS, ARJ	<b>26126</b>	Boot Kit		F		gs		L:118/Ø1=24/Ø2=100/with cap
		MT		TPE boot	<b>23268</b>	Boot Kit		R		gs		L:110/Ø1=27/Ø2=100/with cap
2.5 TDI (110 kW)	09.97 - 11.00	MT/AT	x		<b>22763</b>	Joint Kit			ws		28	A:38/F:27/X/ABS:45
		MT/AT			<b>26094</b>	Boot Kit			ws			L:92.5/Ø1=24/Ø2=92
		MT			<b>24367</b>	Boot Kit				gs		L:88/Ø1=21/Ø2=82
2.5 TDI quattro (110 kW)	09.97 - 11.00	MT/AT	x		<b>22763</b>	Joint Kit		F	ws		28	A:38/F:27/X/ABS:45
		MT/AT			<b>26094</b>	Boot Kit		F	ws			L:92.5/Ø1=24/Ø2=92
		MT/AT			<b>21614</b>	Boot Kit		R	ws			L:83/Ø1=21/Ø2=75
		MT/AT		for tripod joint	<b>24367</b>	Boot Kit		F		gs		L:88/Ø1=21/Ø2=82
		MT/AT			<b>23206</b>	Boot Kit		R		gs		L:90/Ø1=21/Ø2=99
		MT/AT		TPE boot	<b>23268</b>	Boot Kit		R		gs		L:110/Ø1=27/Ø2=100/with cap
2.6 (110 kW)	01.95 - 09.01	MT	x	Ch.-No. - 8D-T-260000	<b>22687</b>	Driveshaft	L				3	L:611/A:38/ABS:45
		MT	x	Ch.-No. - 8D-T-260000	<b>22686</b>	Driveshaft	R				3	L:632.5/A:38/ABS:45
		MT		Ch.-No. - 8D-T-260000	<b>22825</b>	Joint w. Shaft	L			gs	24	L:556
		MT		Ch.-No. - 8D-T-260000	<b>22824</b>	Joint w. Shaft	R			gs	24	L:577.5
		AT			<b>22829</b>	Joint w. Shaft	R			gs	24	L:454.5
		MT	x		<b>22763</b>	Joint Kit			ws		28	A:38/F:27/X/ABS:45
		AT	x		<b>22747</b>	Joint Kit			ws		28	A:38/F:30/X/ABS:45
		MT			<b>26094</b>	Boot Kit			ws			L:92.5/Ø1=24/Ø2=92
		AT			<b>26127</b>	Boot Kit			ws			L:84/Ø1=22/Ø2=82
		MT/AT			<b>26065</b>	Boot Kit				gs		L:88/Ø1=21/Ø2=82
2.6 quattro (102/110 kW)	01.95 - 09.01	MT	x		<b>22675</b>	Driveshaft	L	F			2	L:614.5/A:38
		MT	x		<b>22747</b>	Joint Kit		F	ws		28	A:38/F:30/X/ABS:45
		MT	x		<b>22748</b>	Joint Kit		R	ws		28	A:33/F:30/ABS:45
		MT			<b>22522</b>	Joint Kit		F		gs	29	G:33
		MT			<b>22497</b>	Joint Kit		R		gs	29	G:33/Ø Joint:100
		MT			<b>26127</b>	Boot Kit		F	ws			L:84/Ø1=22/Ø2=82
		MT			<b>26249</b>	Boot Kit		R	ws			L:76/Ø1=21/Ø2=82
		MT			<b>26126</b>	Boot Kit		F		gs		L:118/Ø1=24/Ø2=100/with cap
		MT			<b>23514</b>	Boot Kit		R		gs		L:111/Ø1=22/Ø2=100/with cap
		MT		TPE boot	<b>23268</b>	Boot Kit		R		gs		L:110/Ø1=27/Ø2=100/with cap
2.8 (128/142 kW)	09.95 - 09.01	MT	x	Ch.-No. - 8D-T-260000	<b>22687</b>	Driveshaft	L				3	L:611/A:38/ABS:45
		MT	x	Ch.-No. - 8D-T-260000	<b>22686</b>	Driveshaft	R				3	L:632.5/A:38/ABS:45
		MT		Ch.-No. - 8D-T-260000	<b>22825</b>	Joint w. Shaft	L			gs	24	L:556
		MT		Ch.-No. - 8D-T-260000	<b>22824</b>	Joint w. Shaft	R			gs	24	L:577.5
		MT/AT	x		<b>22763</b>	Joint Kit			ws		28	A:38/F:27/X/ABS:45
		MT/AT			<b>26094</b>	Boot Kit			ws			L:92.5/Ø1=24/Ø2=92
		MT/AT			<b>26065</b>	Boot Kit				gs		L:88/Ø1=21/Ø2=82
		MT/AT		for tripod joint	<b>24367</b>	Boot Kit				gs		L:88/Ø1=21/Ø2=82
		MT/AT			<b>26126</b>	Boot Kit				gs		L:118/Ø1=24/Ø2=100/with cap
2.8 quattro (128/142 kW)	01.95 - 09.01	MT	x		<b>22675</b>	Driveshaft	L	F			2	L:614.5/A:38

		MT/AT	x		<b>22747</b>	Joint Kit		F	ws		28	A:38/F:30/X/ABS:45
		MT	x		<b>22748</b>	Joint Kit		R	ws		28	A:33/F:30/ABS:45
		MT			<b>22522</b>	Joint Kit		F		gs	29	G:33
		MT			<b>22497</b>	Joint Kit		R		gs	29	G:33/Ø Joint:100
		MT/AT			<b>26127</b>	Boot Kit		F	ws			L:84/Ø1=22/Ø2=82
		MT			<b>26249</b>	Boot Kit		R	ws			L:76/Ø1=21/Ø2=82
		MT			<b>26126</b>	Boot Kit		F		gs		L:118/Ø1=24/Ø2=100/with cap
		AT			<b>26065</b>	Boot Kit		F		gs		L:88/Ø1=21/Ø2=82
		MT/AT		for tripod joint	<b>24367</b>	Boot Kit		F		gs		L:88/Ø1=21/Ø2=82
		MT			<b>23514</b>	Boot Kit		R		gs		L:111/Ø1=22/Ø2=100/with cap
		MT		TPE boot	<b>23268</b>	Boot Kit		R		gs		L:110/Ø1=27/Ø2=100/with cap
2.8 quattro (140 kW)	03.99 - 09.00	MT		TPE boot	<b>23268</b>	Boot Kit		R		gs		L:110/Ø1=27/Ø2=100/with cap
2.8 quattro (280 kW)	10.00 - 10.01	MT/AT			<b>26109</b>	Boot Kit		F/R		gs		L:124/Ø1=24/Ø2=108/with cap
S4 quattro (195 kW)	09.97 - 11.00	MT/AT			<b>26109</b>	Boot Kit		F/R		gs		L:124/Ø1=24/Ø2=108/with cap
RS4 quattro (280 kW)	05.00 - 09.01	MT/AT			<b>26109</b>	Boot Kit		F/R		gs		L:124/Ø1=24/Ø2=108/with cap
<b>A4 / A4 AVANT (8E2, 8E5, B6)</b>												
1.6 (75 kW)	11.00 - 12.04	MT	x		<b>23693</b>	Joint Kit			ws		28	A:38/F:33/DF:25.75/0:59.5/Z/ABS:45
		MT		TPE boot	<b>23694</b>	Boot Kit			ws			L:112/Ø1=25/Ø2=88
1.8 T (110 kW)	11.00 - 07.02	MT	x	Ch.-No. 8E-1-014313 - 8E-1-026954	<b>23628</b>	Driveshaft	L				3	L:616.7/A:38/ABS:45
		MT	x	Ch.-No. 8E-1-026955 - 8E-2-100000	<b>23631</b>	Driveshaft	L				3	L:615.9/A:38/ABS:45
		MT	x	Ch.-No. 8E-2-100001 -	<b>23614</b>	Driveshaft	L				3	L:616.5/A:38/ABS:45
		MT	x	Ch.-No. 8E-1-014313 - 8E-1-026954	<b>23629</b>	Driveshaft	R				3	L:638.2/A:38/ABS:45
		MT	x	Ch.-No. 8E-1-026955 - 8E-2-100000	<b>23649</b>	Driveshaft	R				3	L:637.8/A:38/ABS:45
		MT	x	Ch.-No. 8E-2-100001 -	<b>23618</b>	Driveshaft	R				3	L:638.2/A:38/ABS:45
		AT		Ch.-No. - 8E-4-195500	<b>24301</b>	Driveshaft	L/R					
		MT	x	Ch.-No. - 8E-1-014312	<b>23693</b>	Joint Kit			ws		28	A:38/F:33/DF:25.75/0:59.5/Z/ABS:45
		MT	x	Ch.-No. 8E-1-014313 - 8E-1-026954	<b>23695</b>	Joint Kit			ws		28	A:38/F:27/DF:27.94/0:59.5/X/ABS:45
		MT	x	Ch.-No. 8E-1-026955 -	<b>23693</b>	Joint Kit			ws		28	A:38/F:33/DF:25.75/0:59.5/Z/ABS:45
		AT	x		<b>23695</b>	Joint Kit			ws		28	A:38/F:27/DF:27.94/0:59.5/X/ABS:45
		MT		Ch.-No. - 8E-1-014312, TPE boot	<b>23694</b>	Boot Kit			ws			L:112/Ø1=25/Ø2=88
		MT		Ch.-No. 8E-1-014313 - 8E-1-026954, TPE boot	<b>23696</b>	Boot Kit			ws			L:120/Ø1=27/Ø2=94.5
		MT		Ch.-No. 8E-1-026955 -, TPE boot	<b>23694</b>	Boot Kit			ws			L:112/Ø1=25/Ø2=88
		AT		TPE boot	<b>23696</b>	Boot Kit			ws			L:120/Ø1=27/Ø2=94.5
		MT			<b>24367</b>	Boot Kit				gs		L:88/Ø1=21/Ø2=82
1.8 T quattro (110 kW)	11.00 - 07.02	MT	x	Ch.-No. - 8E-1-014312	<b>23630</b>	Driveshaft	L	F			3	L:616.9/A:38/ABS:45
		MT	x	Ch.-No. 8E-1-014313 - 8E-1-026954	<b>23628</b>	Driveshaft	L	F			3	L:616.7/A:38/ABS:45
		MT	x	Ch.-No. 8E-1-026955 - 8E-2-100000	<b>23631</b>	Driveshaft	L	F			3	L:615.9/A:38/ABS:45
		MT	x	Ch.-No. 8E-2-100001 -	<b>23614</b>	Driveshaft	L	F			3	L:616.5/A:38/ABS:45
		MT	x	Ch.-No. - 8E-1-014312	<b>23632</b>	Driveshaft	R	F			3	L:639.7/A:38/ABS:45
		MT	x	Ch.-No. 8E-1-014313 - 8E-1-026954	<b>23629</b>	Driveshaft	R	F			3	L:638.2/A:38/ABS:45
		MT	x	Ch.-No. 8E-1-026955 - 8E-2-120000	<b>23649</b>	Driveshaft	R	F			3	L:637.8/A:38/ABS:45
		MT	x	Ch.-No. 8E-2-120001 -	<b>23618</b>	Driveshaft	R	F			3	L:638.2/A:38/ABS:45
		AT		Ch.-No. - 8E-4-195500	<b>24301</b>	Driveshaft	L/R	F				
		MT	x	Ch.-No. - 8E-1-014312	<b>23693</b>	Joint Kit		F	ws		28	A:38/F:33/DF:25.75/0:59.5/Z/ABS:45
		MT	x	Ch.-No. 8E-1-014313 - 8E-1-026954	<b>23695</b>	Joint Kit		F	ws		28	A:38/F:27/DF:27.94/0:59.5/X/ABS:45
		MT	x	Ch.-No. 8E-1-026955 -	<b>23693</b>	Joint Kit		F	ws		28	A:38/F:33/DF:25.75/0:59.5/Z/ABS:45
		MT		Ch.-No. - 8E-1-014312, TPE boot	<b>23694</b>	Boot Kit		F	ws			L:112/Ø1=25/Ø2=88
		MT		Ch.-No. 8E-1-014313 - 8E-1-026954, TPE boot	<b>23696</b>	Boot Kit		F	ws			L:120/Ø1=27/Ø2=94.5
		MT		Ch.-No. 8E-1-026955 -, TPE boot	<b>23694</b>	Boot Kit		F	ws			L:112/Ø1=25/Ø2=88
		MT			<b>24367</b>	Boot Kit		F		gs		L:88/Ø1=21/Ø2=82
1.8 T (120 kW)	07.02 - 12.04	MT	x	Ch.-No. - 8E-3-390000	<b>23628</b>	Driveshaft	L				3	L:616.7/A:38/ABS:45

		Transm. MT Manual AT Autom.	with ABS Ring		Part-No.	Description	L Left R Right	F Front R Rear	Wheel Side	Gear Box Side	Pic. No.	Technical Specification  Further details on page I
---	---	---	---------------------	--	----------	-------------	-------------------------	-------------------------	---------------	---------------------	-------------	--

( AUDI )

( AUDI )

A4 / A4 AVANT (8E2, 8E5, B6)												
1.8 T (120 kW)	07.02 - 12.04	MT	x	Ch.-No. 8E-4-000001 - , 04.03 -	24798	Driveshaft	L					L:594/A:38/ABS:45
		MT	x	Ch.-No. - 8E-3-390000	23629	Driveshaft	R				3	L:638.2/A:38/ABS:45
		AT		Ch.-No. - 8E-4-195500	24301	Driveshaft	L/R					
		MT/AT	x		23695	Joint Kit			ws		28	A:38/F:27/DF:27.94/O:59.5/X/ABS:45
		MT/AT		TPE boot	23696	Boot Kit			ws			L:120/Ø1=27/Ø2=94.5
		MT/AT		05.03 - , TPE boot, OE:8E0498203C	23698	Boot Kit			ws			L:120/Ø1=27/Ø2=94.5
1.8 T quattro (120 kW)	07.02 - 12.04	MT	x	Ch.-No. 8E-2-120000 - 8E-5-035000	23614	Driveshaft	L	F			3	L:616.5/A:38/ABS:45
		MT	x	Ch.-No. 8E-5-035001 - , 07.04 -	24797	Driveshaft	L	F				L:594/A:33/ABS:45
		MT	x	Ch.-No. 8E-2-120000 - 8E-5-035000	23618	Driveshaft	R	F			3	L:638.2/A:38/ABS:45
		AT		Ch.-No. - 8E-4-195500	24301	Driveshaft	L/R	F				
		MT	x		23693	Joint Kit		F	ws		28	A:38/F:33/DF:25.75/O:59.5/Z/ABS:45
		MT		TPE boot	23694	Boot Kit		F	ws			L:112/Ø1=25/Ø2=88
1.8 T (125 kW)	07.01 - 12.04	MT	x	Ch.-No. - 8E-3-390000	23628	Driveshaft	L				3	L:616.7/A:38/ABS:45
		MT	x	Ch.-No. - 8E-3-390000	23629	Driveshaft	R				3	L:638.2/A:38/ABS:45
		AT		Ch.-No. - 8E-4-195500	24301	Driveshaft	L/R					
		MT		- 06.04	22286	Boot Kit				gs		L:116/Ø1=24/Ø2=70
		MT		07.04 -	24656	Boot Kit		F		gs		L:92.5/Ø1=23.5/Ø2=69
		MT										
1.8 T quattro (125 kW)	07.01 - 12.04	MT	x	Ch.-No. 8E-2-120000 - 8E-5-035000	23614	Driveshaft	L	F			3	L:616.5/A:38/ABS:45
		MT	x	Ch.-No. 8E-2-120000 - 8E-5-035000	23618	Driveshaft	R	F			3	L:638.2/A:38/ABS:45
		AT		Ch.-No. - 8E-4-195500	24301	Driveshaft	L/R	F				
		MT		- 06.04	22286	Boot Kit		F		gs		L:116/Ø1=24/Ø2=70
1.8 T (140 kW)	11.02 - 12.04	MT	x		24798	Driveshaft	L					L:594/A:38/ABS:45
		AT		Ch.-No. - 8E-4-195500	24301	Driveshaft	L/R					
		MT	x		23697	Joint Kit			ws		28	A:38/F:27/DF:27.94/O:59.5/Z/ABS:45
		MT		TPE boot	23698	Boot Kit			ws			L:120/Ø1=27/Ø2=94.5
1.8 T quattro (140 kW)	11.02 - 12.04	MT	x	Ch.-No. 8E-2-120000 - 8E-5-035000	23614	Driveshaft	L	F			3	L:616.5/A:38/ABS:45
		MT	x	Ch.-No. 8E-5-035001 - , 07.04 -	24797	Driveshaft	L	F				L:594/A:33/ABS:45
		MT	x	Ch.-No. 8E-2-120000 - 8E-5-035000	23618	Driveshaft	R	F			3	L:638.2/A:38/ABS:45
		AT		Ch.-No. - 8E-4-195500	24301	Driveshaft	L/R	F				
		MT	x		23693	Joint Kit		F	ws		28	A:38/F:33/DF:25.75/O:59.5/Z/ABS:45
		MT		TPE boot	23694	Boot Kit		F	ws			L:112/Ø1=25/Ø2=88
2.0 (96 kW)	11.00 - 12.04	MT	x	Ch.-No. 8E-2-100000 - 8E-5-035000	23614	Driveshaft	L				3	L:616.5/A:38/ABS:45
		MT	x	Ch.-No. 8E-5-035001 - , 07.04 -	24797	Driveshaft	L					L:594/A:33/ABS:45
		MT	x	Ch.-No. 8E-2-100000 - 8E-5-035000	23618	Driveshaft	R				3	L:638.2/A:38/ABS:45
		MT	x	Ch.-No. - 8E-1-004664	23695	Joint Kit			ws		28	A:38/F:27/DF:27.94/O:59.5/X/ABS:45
		MT	x	Ch.-No. 8E-1-004665 -	23693	Joint Kit			ws		28	A:38/F:33/DF:25.75/O:59.5/Z/ABS:45
		AT	x		23693	Joint Kit			ws		28	A:38/F:33/DF:25.75/O:59.5/Z/ABS:45



		MT		Ch.-No. - 8E-1-004664	23696	Boot Kit			ws			L:120/Ø1=27/Ø2=94.5
		MT		Ch.-No. 8E-1-004665 -, TPE boot	23694	Boot Kit			ws			L:112/Ø1=25/Ø2=88
		AT		TPE boot	23694	Boot Kit			ws			L:112/Ø1=25/Ø2=88
		MT		- 08.01	24367	Boot Kit				gs		L:88/Ø1=21/Ø2=82
		MT/AT		gear FJP, 09.01 - 06.04	22286	Boot Kit				gs		L:116/Ø1=24/Ø2=70
		MT		- 06.04	22286	Boot Kit				gs		L:116/Ø1=24/Ø2=70
		MT		07.04 -	24656	Boot Kit				gs		L:92.5/Ø1=23.5/Ø2=69
2.0 FSI (110 kW)	07.02 - 12.04	MT		Ch.-No. - 8E-4-195 500	24301	Driveshaft	L/R					
		MT	x	Ch.-No. 8E-2-100000 - 8E-5-035000	23614	Driveshaft	L				3	L:616.5/A:38/ABS:45
		MT	x	Ch.-No. 8E-5-035001 -, 07.04 -	24797	Driveshaft	L					L:594/A:33/ABS:45
		MT	x	Ch.-No. 8E-2-100000 - 8E-5-035000	23618	Driveshaft	R				3	L:638.2/A:38/ABS:45
		MT	x		23693	Joint Kit			ws		28	A:38/F:33/DF:25.75/O:59.5/Z/ABS:45
		AT	x		23695	Joint Kit			ws		28	A:38/F:27/DF:27.94/O:59.5/X/ABS:45
		MT		TPE boot	23694	Boot Kit			ws			L:112/Ø1=25/Ø2=88
		AT		TPE boot	23696	Boot Kit			ws			L:120/Ø1=27/Ø2=94.5
		AT		TPE boot, OE:8E0498203C	23698	Boot Kit			ws			L:120/Ø1=27/Ø2=94.5
		MT		- 06.04	22286	Boot Kit				gs		L:116/Ø1=24/Ø2=70
		MT		07.04 -	24656	Boot Kit				gs		L:92.5/Ø1=23.5/Ø2=69
2.4 (120/125 kW)	09.01 - 12.04	MT	x	Ch.-No. - 8E-3-390000	23628	Driveshaft	L				3	L:616.7/A:38/ABS:45
		MT	x	Ch.-No. 8E-4-000001 -, 04.03 -	24798	Driveshaft	L					L:594/A:38/ABS:45
		MT	x	Ch.-No. - 8E-3-390000	23629	Driveshaft	R				3	L:638.2/A:38/ABS:45
		AT		Ch.-No. - 8E-4-195500	24301	Driveshaft	L/R					
		MT/AT	x		23695	Joint Kit			ws		28	A:38/F:27/DF:27.94/O:59.5/X/ABS:45
		MT/AT		TPE boot	23696	Boot Kit			ws			L:120/Ø1=27/Ø2=94.5
		MT		05.03 -, TPE boot, OE:8E0498203C	23698	Boot Kit			ws			L:120/Ø1=27/Ø2=94.5
		AT		01.04 -, TPE boot, OE:8E0498203C	23698	Boot Kit			ws			L:120/Ø1=27/Ø2=94.5
		MT		- 04.03	22286	Boot Kit				gs		L:116/Ø1=24/Ø2=70
3.0 (160 kW)	04.01 - 12.04	MT	x	Ch.-No. - 8E-3-390000	23628	Driveshaft	L				3	L:616.7/A:38/ABS:45
		MT	x	Ch.-No. 8E-4-000001 -, 04.03 -	24798	Driveshaft	L					L:594/A:38/ABS:45
		MT	x	Ch.-No. - 8E-3-390000	23629	Driveshaft	R				3	L:638.2/A:38/ABS:45
		AT		Ch.-No. - 8E-4-195500	24301	Driveshaft	L/R					
		MT		05.03 -, TPE boot, OE:8E0498203C	23698	Boot Kit			ws			L:120/Ø1=27/Ø2=94.5
		AT		01.04 -, TPE boot, OE:8E0498203C	23698	Boot Kit			ws			L:120/Ø1=27/Ø2=94.5
		MT		- 04.03	22286	Boot Kit				gs		L:116/Ø1=24/Ø2=70
3.0 quattro (160 kW)	04.01 - 12.04	MT	x	Ch.-No. - 8E-4-350000	23620	Driveshaft	L	F			3	L:606.3/A:38/ABS:45
		AT		Ch.-No. - 8E-4-195500	24301	Driveshaft	L/R	F				
		AT			22286	Boot Kit		F		gs		L:116/Ø1=24/Ø2=70
3.0 (162 kW)	11.00 - 12.04	MT	x	Ch.-No. - 8E-3-390000, engine ASN	23628	Driveshaft	L				3	L:616.7/A:38/ABS:45
		MT	x	Ch.-No. 8E-4-000001 -, 04.03 -	24798	Driveshaft	L					L:594/A:38/ABS:45
		MT	x	Ch.-No. - 8E-3-390000, engine ASN	23629	Driveshaft	R				3	L:638.2/A:38/ABS:45
		AT		Ch.-No. - 8E-4-195500	24301	Driveshaft	L/R					
		MT/AT	x	engine ASN	23695	Joint Kit			ws		28	A:38/F:27/DF:27.94/O:59.5/X/ABS:45
		MT/AT		engine ASN, TPE boot	23696	Boot Kit			ws			L:120/Ø1=27/Ø2=94.5
		MT		05.03 -, TPE boot, OE:8E0498203C	23698	Boot Kit			ws			L:120/Ø1=27/Ø2=94.5
		AT		01.04 -, TPE boot, OE:8E0498203C	23698	Boot Kit			ws			L:120/Ø1=27/Ø2=94.5
		MT		- 04.03	22286	Boot Kit				gs		L:116/Ø1=24/Ø2=70
3.0 quattro (162 kW)	11.00 - 12.04	MT	x	Ch.-No. - 8E-4-350000	23620	Driveshaft	L	F			3	L:606.3/A:38/ABS:45
		AT		Ch.-No. - 8E-4-195500	24301	Driveshaft	L/R	F				
		MT/AT	x	engine ASN	23695	Joint Kit		F	ws		28	A:38/F:27/DF:27.94/O:59.5/X/ABS:45
		MT/AT		engine ASN, TPE boot	23696	Boot Kit		F	ws			L:120/Ø1=27/Ø2=94.5
		MT		05.03 -, TPE boot, OE:8E0498203C	23698	Boot Kit		F	ws			L:120/Ø1=27/Ø2=94.5




		Transm.	with ABS Ring		Part-No.	Description	L	F	Wheel Side	Gear Box Side	Pic. No.	Technical Specification  Further details on page I
		MT Manual AT Autom.					Left R Right	Front R Rear				

( AUDI )

( AUDI )

A4 / A4 AVANT (8E2, 8E5, B6)												
3.0 quattro (162 kW)	11.00 - 12.04	AT		01.04 -, TPE boot, OE:8E0498203C	23698	Boot Kit		F	ws			L:120/Ø1=27/Ø2=94.5
		AT		Ch.-No. - 8E-4-195500	22286	Boot Kit		F		gs		L:116/Ø1=24/Ø2=70
S4 quattro (253 kW)	03.03 - 12.04	MT	x		24798	Driveshaft	L	F				L:594/A:38/ABS:45
		AT	x		24799	Driveshaft	L	F				L:580/A:38/ABS:45
		MT/AT		TPE boot	23698	Boot Kit		F	ws			L:120/Ø1=27/Ø2=94.5
1.9 TDI (74 kW)	05.01 - 12.04	MT	x	Ch.-No. - 8E-3-390000	23628	Driveshaft	L				3	L:616.7/A:38/ABS:45
		MT	x	Ch.-No. 8E-4-000001 -, 04.03 -	24798	Driveshaft	L					L:594/A:38/ABS:45
		MT	x	Ch.-No. - 8E-3-390000	23629	Driveshaft	R				3	L:638.2/A:38/ABS:45
		MT	x		23695	Joint Kit			ws		28	A:38/F:27/DF:27.94/0:59.5/X/ABS:45
		MT		TPE boot	23696	Boot Kit			ws			L:120/Ø1=27/Ø2=94.5
		MT		05.03 -, TPE boot, OE:8E0498203C	23698	Boot Kit			ws			L:120/Ø1=27/Ø2=94.5
		MT		- 04.03	22286	Boot Kit				gs		L:116/Ø1=24/Ø2=70
1.9 TDI (85 kW)	06.04 - 12.04	MT	x		24798	Driveshaft	L					L:594/A:38/ABS:45
		MT		TPE boot	23698	Boot Kit			ws			L:120/Ø1=27/Ø2=94.5
1.9 TDI (96 kW)	11.00 - 12.04	MT	x	Ch.-No. - 8E-3-390000	23628	Driveshaft	L				3	L:616.7/A:38/ABS:45
		MT	x	Ch.-No. 8E-4-000001 -, 04.03 -	24798	Driveshaft	L					L:594/A:38/ABS:45
		MT	x	Ch.-No. - 8E-3-390000	23629	Driveshaft	R				3	L:638.2/A:38/ABS:45
		AT		Ch.-No. - 8E-4-195500	24301	Driveshaft	L/R					
		MT	x		23695	Joint Kit			ws		28	A:38/F:27/DF:27.94/0:59.5/X/ABS:45
		MT		TPE boot	23696	Boot Kit			ws			L:120/Ø1=27/Ø2=94.5
		MT		05.03 -, TPE boot, OE:8E0498203C	23698	Boot Kit			ws			L:120/Ø1=27/Ø2=94.5
		MT		- 04.03	22286	Boot Kit				gs		L:116/Ø1=24/Ø2=70
1.9 TDI quattro (96 kW)	11.01 - 12.04	MT	x		23628	Driveshaft	L	F			3	L:616.7/A:38/ABS:45
		MT	x		23629	Driveshaft	R	F			3	L:638.2/A:38/ABS:45
		MT/AT	x		23695	Joint Kit		F	ws		28	A:38/F:27/DF:27.94/0:59.5/X/ABS:45
		MT/AT		TPE boot	23696	Boot Kit		F	ws			L:120/Ø1=27/Ø2=94.5
		MT/AT			21701	Boot Kit		R	ws			L:75/Ø1=21/Ø2=85
		MT			22286	Boot Kit		F		gs		L:116/Ø1=24/Ø2=70
2.5 TDI (114 kW)	08.01 - 07.02	MT	x	gear FRF	23660	Driveshaft	L				3	L:616.9/A:38/ABS:45
		MT	x	Ch.-No. - 8E-3-390000, gear GAZ, FRG	23628	Driveshaft	L				3	L:616.7/A:38/ABS:45
		MT	x	gear FRF	23661	Driveshaft	R				3	L:638.2/A:38/ABS:45
		MT	x	Ch.-No. - 8E-3-390000, gear GAZ, FRG	23629	Driveshaft	R				3	L:638.2/A:38/ABS:45
		AT		Ch.-No. - 8E-4-195500	24301	Driveshaft	L/R					
		MT/AT	x		23695	Joint Kit			ws		28	A:38/F:27/DF:27.94/0:59.5/X/ABS:45
		MT/AT		TPE boot	23696	Boot Kit			ws			L:120/Ø1=27/Ø2=94.5
		MT		TPE boot, OE:8E0498203C	23698	Boot Kit			ws			L:120/Ø1=27/Ø2=94.5
		MT			24367	Boot Kit				gs		L:88/Ø1=21/Ø2=82
2.5 TDI (120 kW)	07.02 - 12.04	MT	x	engine BFC, gear FRF	23660	Driveshaft	L				3	L:616.9/A:38/ABS:45
		MT	x	Ch.-No. - 8E-3-390000, engine BFC / gear GAZ, FRG	23628	Driveshaft	L				3	L:616.7/A:38/ABS:45
		MT	x	engine BCZ, BDG	23660	Driveshaft	L				3	L:616.9/A:38/ABS:45
		MT	x	engine BFC, gear FRF	23661	Driveshaft	R				3	L:638.2/A:38/ABS:45

		MT	x	Ch.-No. - 8E-3-390000, engine BFC / gear GAZ, FRG	23629	Driveshaft	R					3	L:638.2/A:38/ABS:45
		MT	x	engine BCZ, BDG	23661	Driveshaft	R					3	L:638.2/A:38/ABS:45
		AT		Ch.-No. - 8E-4-195500	24301	Driveshaft	L/R						
		MT/AT	x	engine BFC	23695	Joint Kit			ws			28	A:38/F:27/DF:27.94/O:59.5/X/ABS:45
		MT	x	engine BCZ/BDG	23697	Joint Kit			ws			28	A:38/F:27/DF:27.94/O:59.5/Z/ABS:45
		MT/AT		engine BFC, TPE boot	23696	Boot Kit			ws				L:120/Ø1=27/Ø2=94.5
		MT		engine BCZ/BDG, TPE boot	23698	Boot Kit			ws				L:120/Ø1=27/Ø2=94.5
		MT		- 04.03	24367	Boot Kit				gs			L:88/Ø1=21/Ø2=82
		MT		05.03 -	22286	Boot Kit				gs			L:116/Ø1=24/Ø2=70
2.5 TDI quattro (132 kW)	11.00 - 12.04	MT	x	engine AKE	23628	Driveshaft	L	F				3	L:616.7/A:38/ABS:45
		MT	x	engine BAU/BDH	24798	Driveshaft	L	F					L:594/A:38/ABS:45
		MT	x	engine AKE	23629	Driveshaft	R	F				3	L:638.2/A:38/ABS:45
		MT/AT	x	engine AKE	23695	Joint Kit		F	ws			28	A:38/F:27/DF:27.94/O:59.5/X/ABS:45
		MT/AT		engine AKE, TPE boot	23696	Boot Kit		F	ws				L:120/Ø1=27/Ø2=94.5
		MT		engine BAU/BDH, TPE boot, OE:8E0498203C	23698	Boot Kit		F	ws				L:120/Ø1=27/Ø2=94.5
		AT		engine AKE/BAU, TPE boot, 01.04 -, OE:8E0498203C	23698	Boot Kit		F	ws				L:120/Ø1=27/Ø2=94.5
		MT/AT		- 04.03	21701	Boot Kit		R	ws				L:75/Ø1=21/Ø2=85
		MT		- 04.03	22286	Boot Kit		F		gs			L:116/Ø1=24/Ø2=70
<b>A4 / A4 AVANT (8EC, 8ED)</b>													
1.6 (75 kW)	11.04 -	MT/AT	x		23693	Joint Kit			ws			28	A:38/F:33/DF:25.75/O:59.5/Z/ABS:45
		MT/AT		TPE boot	23694	Boot Kit			ws				L:112/Ø1=25/Ø2=88
1.8 T (120 kW)	11.04 -	MT	x		24798	Driveshaft	L						L:594/A:38/ABS:45
		MT/AT	x		23697	Joint Kit			ws			28	A:38/F:27/DF:27.94/O:59.5/Z/ABS:45
		MT/AT		TPE boot	23698	Boot Kit			ws				L:120/Ø1=27/Ø2=94.5
1.8 T quattro (120 kW)	11.04 -	MT/AT	x		24797	Driveshaft	L	F					L:594/A:33/ABS:45
		MT/AT	x		23697	Joint Kit		F	ws			28	A:38/F:27/DF:27.94/O:59.5/Z/ABS:45
		MT/AT		TPE boot	23698	Boot Kit		F	ws				L:120/Ø1=27/Ø2=94.5
		MT/AT			24656	Boot Kit		F		gs			L:92.5/Ø1=23.5/Ø2=69
2.0 (96 kW)	11.04 -	MT	x		24797	Driveshaft	L						L:594/A:33/ABS:45
		MT/AT	x	Ch.-No. - 8E-5-030000	23693	Joint Kit			ws			28	A:38/F:33/DF:25.75/O:59.5/Z/ABS:45
		MT/AT		TPE boot	23694	Boot Kit			ws				L:112/Ø1=25/Ø2=88
		MT/AT			24656	Boot Kit				gs			L:92.5/Ø1=23.5/Ø2=69
2.0 TFSI (125 kW)	10.06 -	MT/AT		TPE boot	23698	Boot Kit			ws				L:120/Ø1=27/Ø2=94.5
2.0 TFSI (147/162 kW)	11.04 -	MT	x		24798	Driveshaft	L						L:594/A:38/ABS:45
		MT/AT	x		23697	Joint Kit			ws			28	A:38/F:27/DF:27.94/O:59.5/Z/ABS:45
		MT/AT		TPE boot	23698	Boot Kit			ws				L:120/Ø1=27/Ø2=94.5
2.0 TFSI quattro (147/162 kW)	11.04 -	MT	x		24797	Driveshaft	L	F					L:594/A:33/ABS:45
		MT/AT	x		23697	Joint Kit		F	ws			28	A:38/F:27/DF:27.94/O:59.5/Z/ABS:45
		MT/AT		TPE boot	23698	Boot Kit		F	ws				L:120/Ø1=27/Ø2=94.5
		MT/AT			24656	Boot Kit		F		gs			L:92.5/Ø1=23.5/Ø2=69
3.0 (160 kW)	11.04 - 07.06	MT	x		24798	Driveshaft	L						L:594/A:38/ABS:45
		MT/AT	x	Ch.-No. - 8H-4-002000	23695	Joint Kit			ws			28	A:38/F:27/DF:27.94/O:59.5/X/ABS:45
		MT/AT	x	Ch.-No. 8H-4-002001 -	23697	Joint Kit			ws			28	A:38/F:27/DF:27.94/O:59.5/Z/ABS:45
		MT/AT		Ch.-No. - 8H-4-002000, TPE boot	23696	Boot Kit			ws				L:120/Ø1=27/Ø2=94.5
		MT/AT		Ch.-No. 8H-4-002001 -, TPE boot	23698	Boot Kit			ws				L:120/Ø1=27/Ø2=94.5
3.0 quattro (160 kW)	11.04 - 07.06	MT/AT	x	Ch.-No. - 8H-4-002000	23695	Joint Kit		F	ws			28	A:38/F:27/DF:27.94/O:59.5/X/ABS:45
		MT/AT	x	Ch.-No. 8H-4-002001 -	23697	Joint Kit		F	ws			28	A:38/F:27/DF:27.94/O:59.5/Z/ABS:45
		MT/AT		Ch.-No. - 8H-4-002000, TPE boot	23696	Boot Kit		F	ws				L:120/Ø1=27/Ø2=94.5
		MT/AT		Ch.-No. 8H-4-002001 -, TPE boot	23698	Boot Kit		F	ws				L:120/Ø1=27/Ø2=94.5
3.2 FSI (188 kW)	01.05 -	MT	x		24798	Driveshaft	L						L:594/A:38/ABS:45
		MT/AT		TPE boot	23698	Boot Kit			ws				L:120/Ø1=27/Ø2=94.5

		Transm. <b>MT</b> Manual <b>AT</b> Autom.	with ABS Ring		<b>Part-No.</b>	<b>Description</b>	<b>L</b> Left <b>R</b> Right	<b>F</b> Front <b>R</b> Rear	<b>Wheel</b> <b>Side</b>	<b>Gear</b> <b>Box</b> <b>Side</b>	<b>Pic.</b> <b>No.</b>	<b>Technical Specification</b>  Further details on page I
---	---	---	---------------------	--	-----------------	--------------------	---------------------------------------	---------------------------------------	-----------------------------	--	---------------------------	---

( AUDI )

( AUDI )

<b>A4 / A4 AVANT (8EC, 8ED)</b>												
3.2 FSI quattro (188 kW)	01.05 -	AT	x		<b>24799</b>	Driveshaft	L	F				L:580/A:38/ABS:45
		MT/AT		TPE boot	<b>23698</b>	Boot Kit		F	ws			L:120/Ø1=27/Ø2=94.5
S4 quattro (253 kW)	11.04 -	MT/AT		TPE boot	<b>23698</b>	Boot Kit		F	ws			L:120/Ø1=27/Ø2=94.5
RS4 quattro (309 kW)	09.05 -	MT/AT	x		<b>24798</b>	Driveshaft	L	F				L:594/A:38/ABS:45
		MT/AT		TPE boot	<b>23698</b>	Boot Kit		F	ws			L:120/Ø1=27/Ø2=94.5
1.9 TDI (85 kW)	11.04 -	MT/AT	x		<b>24798</b>	Driveshaft	L					L:594/A:38/ABS:45
		MT/AT	x		<b>23697</b>	Joint Kit			ws		28	A:38/F:27/DF:27.94/O:59.5/Z/ABS:45
		MT/AT		TPE boot	<b>23698</b>	Boot Kit			ws			L:120/Ø1=27/Ø2=94.5
2.0 TDI (89/100/103 kW)	11.04 -	MT/AT	x		<b>23697</b>	Joint Kit			ws		28	A:38/F:27/DF:27.94/O:59.5/Z/ABS:45
		MT/AT		TPE boot	<b>23698</b>	Boot Kit			ws			L:120/Ø1=27/Ø2=94.5
2.0 TDI (93 kW)	11.05 - 10.07	MT/AT	x		<b>24798</b>	Driveshaft	L					L:594/A:38/ABS:45
		MT/AT	x		<b>23697</b>	Joint Kit			ws		28	A:38/F:27/DF:27.94/O:59.5/Z/ABS:45
		MT/AT		TPE boot	<b>23698</b>	Boot Kit			ws			L:120/Ø1=27/Ø2=94.5
2.0 TDI (100 kW)	11.04 -	MT	x	engine BRF	<b>24798</b>	Driveshaft	L					L:594/A:38/ABS:45
2.0 TDI (103 kW)	11.04 -	MT	x		<b>24798</b>	Driveshaft	L					L:594/A:38/ABS:45
2.0 TDI (120/125 kW)	06.06 -	MT/AT	x		<b>24798</b>	Driveshaft	L					L:594/A:38/ABS:45
		MT/AT	x		<b>23697</b>	Joint Kit			ws		28	A:38/F:27/DF:27.94/O:59.5/Z/ABS:45
		MT/AT		TPE boot	<b>23698</b>	Boot Kit			ws			L:120/Ø1=27/Ø2=94.5
2.0 TDI quattro (103/120/125 kW)	01.06 -	MT/AT	x		<b>24797</b>	Driveshaft	L	F				L:594/A:33/ABS:45
		MT/AT	x		<b>23697</b>	Joint Kit		F	ws		28	A:38/F:27/DF:27.94/O:59.5/Z/ABS:45
		MT/AT		TPE boot	<b>23698</b>	Boot Kit		F	ws			L:120/Ø1=27/Ø2=94.5
		MT/AT			<b>24656</b>	Boot Kit		F		gs		L:92.5/Ø1=23.5/Ø2=69
2.5 TDI (120 kW)	11.04 - 05.06	MT		TPE boot	<b>23698</b>	Boot Kit			ws			L:120/Ø1=27/Ø2=94.5
		MT			<b>24367</b>	Boot Kit				gs		L:88/Ø1=21/Ø2=82
		CVT			<b>22286</b>	Boot Kit				gs		L:116/Ø1=24/Ø2=70
2.5 TDI quattro (120 kW)	11.04 - 05.06	MT			<b>24367</b>	Boot Kit		F		gs		L:88/Ø1=21/Ø2=82
3.0 TDI quattro (150/171 kW)	11.04 -	MT	x		<b>24798</b>	Driveshaft	L	F				L:594/A:38/ABS:45
		AT	x		<b>24799</b>	Driveshaft	L	F				L:580/A:38/ABS:45
		MT/AT	x		<b>23697</b>	Joint Kit		F	ws		28	A:38/F:27/DF:27.94/O:59.5/Z/ABS:45
		MT/AT		TPE boot	<b>23698</b>	Boot Kit		F	ws			L:120/Ø1=27/Ø2=94.5
<b>A4 CONVERTIBLE (8H7, 8HE)</b>												
1.8 T (120 kW)	07.02 -	MT	x	Ch.-No. - 8H-4-002000	<b>23628</b>	Driveshaft	L				3	L:616.7/A:38/ABS:45
		MT	x	Ch.-No. 8E-4-000001 -, 04.03 -	<b>24798</b>	Driveshaft	L					L:594/A:38/ABS:45
		MT	x	Ch.-No. - 8H-4-002000	<b>23629</b>	Driveshaft	R				3	L:638.2/A:38/ABS:45
		AT		Ch.-No. - 8H-4-014950	<b>24301</b>	Driveshaft	L/R					
		MT	x		<b>23695</b>	Joint Kit			ws		28	A:38/F:27/DF:27.94/O:59.5/X/ABS:45
		MT		TPE boot	<b>23696</b>	Boot Kit			ws			L:120/Ø1=27/Ø2=94.5
1.8 T (120 kW)	07.02 - 12.04	MT/AT		05.03 -, TPE boot, OE:8E0498203C	<b>23698</b>	Boot Kit			ws			L:120/Ø1=27/Ø2=94.5
1.8 T (120 kW)	07.02 -	MT		- 04.03	<b>22286</b>	Boot Kit				gs		L:116/Ø1=24/Ø2=70
1.8 T quattro (120 kW)	05.03 -	MT	x	Ch.-No. - 8E-5-035000	<b>23614</b>	Driveshaft	L	F			3	L:616.5/A:38/ABS:45
		MT	x	Ch.-No. - 8E-5-035000	<b>23618</b>	Driveshaft	R	F			3	L:638.2/A:38/ABS:45

		AT		Ch.-No. - 8H-4-014950	24301	Driveshaft	L/R	F						
		MT	x		23693	Joint Kit		F	ws		28	A:38/F:33/DF:25.75/O:59.5/Z/ABS:45		
		MT		TPE boot	23694	Boot Kit		F	ws			L:112/Ø1=25/Ø2=88		
		MT		07.04 -	24656	Boot Kit		F		gs		L:92.5/Ø1=23.5/Ø2=69		
2.0 (96 kW)	09.04 -	MT	x	Ch.-No. 8E-5-035001 -, 07.04 -	24797	Driveshaft	L					L:594/A:33/ABS:45		
		MT	x	Ch.-No. - 8E-1-004664	23695	Joint Kit			ws		28	A:38/F:27/DF:27.94/O:59.5/X/ABS:45		
		MT	x	Ch.-No. 8E-1-004665 -	23693	Joint Kit			ws		28	A:38/F:33/DF:25.75/O:59.5/Z/ABS:45		
		MT		Ch.-No. - 8E-1-004664	23696	Boot Kit			ws			L:120/Ø1=27/Ø2=94.5		
		MT		Ch.-No. 8E-1-004665 -, TPE boot	23694	Boot Kit			ws			L:112/Ø1=25/Ø2=88		
		MT		gear FJP	22286	Boot Kit				gs		L:116/Ø1=24/Ø2=70		
		MT			24656	Boot Kit				gs		L:92.5/Ø1=23.5/Ø2=69		
2.0 (147 kW)	11.05 -	MT	x		24798	Driveshaft	L					L:594/A:38/ABS:45		
2.0 TFSI 16V (147 kW)	01.06 -	MT	x		24798	Driveshaft	L					L:594/A:38/ABS:45		
		MT		TPE boot	23698	Boot Kit			ws			L:120/Ø1=27/Ø2=94.5		
2.0 (147 kW)	11.05 -	MT		TPE boot	23698	Boot Kit			ws			L:120/Ø1=27/Ø2=94.5		
2.4 (120/125 kW)	04.02 -	MT	x	Ch.-No. - 8H-4-002000	23628	Driveshaft	L				3	L:616.7/A:38/ABS:45		
		MT	x	Ch.-No. 8E-4-000001 -, 04.03 -	24798	Driveshaft	L					L:594/A:38/ABS:45		
		MT	x	Ch.-No. - 8H-4-002000	23629	Driveshaft	R				3	L:638.2/A:38/ABS:45		
		AT		Ch.-No. - 8H-4-014950	24301	Driveshaft	L/R							
		MT	x		23695	Joint Kit			ws		28	A:38/F:27/DF:27.94/O:59.5/X/ABS:45		
		MT		TPE boot	23696	Boot Kit			ws			L:120/Ø1=27/Ø2=94.5		
		MT		05.03 -, TPE boot, OE:8E0498203C	23698	Boot Kit			ws			L:120/Ø1=27/Ø2=94.5		
		AT		01.04 -, TPE boot, OE:8E0498203C	23698	Boot Kit			ws			L:120/Ø1=27/Ø2=94.5		
		MT		- 04.03	22286	Boot Kit				gs		L:116/Ø1=24/Ø2=70		
3.0 (162 kW)	04.02 -	MT	x	Ch.-No. - 8H-4-002000	23628	Driveshaft	L				3	L:616.7/A:38/ABS:45		
		MT	x	Ch.-No. 8E-4-000001 -, 04.03 -	24798	Driveshaft	L					L:594/A:38/ABS:45		
		MT	x	Ch.-No. - 8H-4-002000	23629	Driveshaft	R				3	L:638.2/A:38/ABS:45		
		AT		Ch.-No. - 8H-4-014950	24301	Driveshaft	L/R							
		MT	x	engine ASN	23695	Joint Kit			ws		28	A:38/F:27/DF:27.94/O:59.5/X/ABS:45		
		MT		engine ASN, TPE boot	23696	Boot Kit			ws			L:120/Ø1=27/Ø2=94.5		
		MT		05.03 -, TPE boot, OE:8E0498203C	23698	Boot Kit			ws			L:120/Ø1=27/Ø2=94.5		
		AT		01.04 -, TPE boot, OE:8E0498203C	23698	Boot Kit			ws			L:120/Ø1=27/Ø2=94.5		
		MT		- 04.03	22286	Boot Kit				gs		L:116/Ø1=24/Ø2=70		
3.0 quattro (162 kW)	05.03 -	MT	x	Ch.-No. - 8H-5-003000	23620	Driveshaft	L	F			3	L:606.3/A:38/ABS:45		
		MT	x	Ch.-No. - 8H-5-003000	23622	Driveshaft	R	F			3	L:628.3/A:38/ABS:45		
		AT		Ch.-No. - 8H-4-014950	24301	Driveshaft	L/R	F						
		MT	x	engine ASN	23695	Joint Kit		F	ws		28	A:38/F:27/DF:27.94/O:59.5/X/ABS:45		
		MT		engine ASN, TPE boot	23696	Boot Kit		F	ws			L:120/Ø1=27/Ø2=94.5		
		MT		05.03 -, TPE boot, OE:8E0498203C	23698	Boot Kit		F	ws			L:120/Ø1=27/Ø2=94.5		
		AT		01.04 -, TPE boot, OE:8E0498203C	23698	Boot Kit		F	ws			L:120/Ø1=27/Ø2=94.5		
		AT		Ch.-No. - 8E-4-195500, -12.03	22286	Boot Kit		F		gs		L:116/Ø1=24/Ø2=70		
3.2 FSI (188 kW)	01.06 -	MT/AT		TPE boot	23698	Boot Kit			ws			L:120/Ø1=27/Ø2=94.5		
3.2 FSI quattro (188 kW)	01.06 -	MT/AT		TPE boot	23698	Boot Kit		F	ws			L:120/Ø1=27/Ø2=94.5		
		MT	x		24798	Driveshaft	L	F				L:594/A:38/ABS:45		
		AT	x		24799	Driveshaft	L	F				L:580/A:38/ABS:45		
S4 quattro (253 kW)	03.04 -	AT	x		24799	Driveshaft	L	F				L:580/A:38/ABS:45		
		MT/AT		TPE boot	23698	Boot Kit		F	ws			L:120/Ø1=27/Ø2=94.5		
RS4 quattro (309 kW)	06.06 -	MT/AT	x		24798	Driveshaft	L	F				L:594/A:38/ABS:45		
		MT/AT		TPE boot	23698	Boot Kit		F	ws			L:120/Ø1=27/Ø2=94.5		
2.0 TDI (100/103 kW)	01.06 -	MT	x		24798	Driveshaft	L					L:594/A:38/ABS:45		
		MT/AT		TPE boot	23698	Boot Kit			ws			L:120/Ø1=27/Ø2=94.5		




		Transm.	with ABS Ring		Part-No.	Description	L	F	Wheel Side	Gear Box Side	Pic. No.	Technical Specification  Further details on page I
		MT Manual AT Autom.					Left R Right	Front R Rear				

( AUDI )

( AUDI )

<b>A4 CONVERTIBLE (8H7, 8HE)</b>													
2.5 TDI (120 kW)	08.02 -	MT	x	Ch.-No. - 8H-4-002000, engine BFC	<b>23628</b>	Driveshaft	L				3	L:616.7/A:38/ABS:45	
		MT	x	engine BCZ/BDG	<b>23660</b>	Driveshaft	L				3	L:616.9/A:38/ABS:45	
		MT	x	Ch.-No. - 8H-4-002000, engine BFC	<b>23629</b>	Driveshaft	R				3	L:638.2/A:38/ABS:45	
		MT	x	engine BCZ/BDG	<b>23661</b>	Driveshaft	R				3	L:638.2/A:38/ABS:45	
		AT		Ch.-No. - 8H-4-014950	<b>24301</b>	Driveshaft	L/R						
		MT	x	engine BFC	<b>23695</b>	Joint Kit				ws		28	A:38/F:27/DF:27.94/O:59.5/X/ABS:45
		MT	x	engine BCZ/BDG	<b>23697</b>	Joint Kit				ws		28	A:38/F:27/DF:27.94/O:59.5/Z/ABS:45
		MT		engine BFC, TPE boot	<b>23696</b>	Boot Kit				ws			L:120/Ø1=27/Ø2=94.5
		MT		engine BCZ/BDG, TPE boot	<b>23698</b>	Boot Kit				ws			L:120/Ø1=27/Ø2=94.5
		MT		05.03 -	<b>22286</b>	Boot Kit					gs		L:116/Ø1=24/Ø2=70
3.0 TDI quattro (150/171 kW)	01.06 -	MT	x		<b>24798</b>	Driveshaft	L	F				L:594/A:38/ABS:45	
		AT	x		<b>24799</b>	Driveshaft	L	F				L:580/A:38/ABS:45	
		MT/AT		TPE boot	<b>23698</b>	Boot Kit		F	ws			L:120/Ø1=27/Ø2=94.5	
<b>A4 / A4 AVANT (8K2, 8K5)</b>													
1.8 TFSI (88/118 kW)	11.07 -	MT6/CVT			<b>24652</b>	Driveshaft	L/R				3	L:499/A:42/Ø joint ws:100	
		MT6/CVT			<b>24683</b>	Joint Kit			ws		28	A:42/F:27/O:76.5	
		MT6/AT6/AT7			<b>24685</b>	Joint Kit			ws		28	A:42/F:33/O:76.5	
		MT6/CVT		TPE boot	<b>24684</b>	Boot Kit			ws			L:120/Ø1=27/Ø2=94.5	
		MT6/AT6/AT7		TPE boot	<b>24686</b>	Boot Kit			ws			L:112/Ø1=25/Ø2=88	
		MT6/CVT		TPE boot	<b>24789</b>	Boot Kit					gs		L:106.6/Ø1=27/Ø2=89
		MT6/AT6/AT7		TPE boot	<b>24790</b>	Boot Kit					gs		L:104/Ø1=26/Ø2=85
1.8 TFSI quattro (118 kW)	09.08 -	MT6/CVT			<b>24652</b>	Driveshaft	L/R	F			3	L:499/A:42/Ø joint ws:100	
		MT6/AT6/AT7			<b>24653</b>	Driveshaft	L/R	F			3	L:499/A:42/Ø joint ws:88	
		MT6/AT6/AT7			<b>24685</b>	Joint Kit		F	ws		28	A:42/F:33/O:76.5	
		MT6/AT6/AT7		TPE boot	<b>24686</b>	Boot Kit		F	ws			L:112/Ø1=25/Ø2=88	
		MT6/CVT		TPE boot	<b>24789</b>	Boot Kit		F		gs		L:106.6/Ø1=27/Ø2=89	
		MT6/AT6/AT7		TPE boot	<b>24790</b>	Boot Kit		F		gs		L:104/Ø1=26/Ø2=85	
2.0 TFSI (132/155 kW)	06.08 -	MT6/CVT			<b>24652</b>	Driveshaft	L/R				3	L:499/A:42/Ø joint ws:100	
		MT6/CVT		(+) off-road suspension	<b>24654</b>	Driveshaft	L/R				3	L:499/A:42/Ø joint ws:100	
		MT6/AT6/AT7			<b>24685</b>	Joint Kit			ws		28	A:42/F:33/O:76.5	
		MT6/CVT		(+) off-road suspension	<b>24687</b>	Joint Kit			ws		28	A:42/F:27/O:76.5	
		MT6/AT6/AT7		TPE boot	<b>24686</b>	Boot Kit			ws			L:112/Ø1=25/Ø2=88	
		MT6/CVT		TPE boot, (+) off-road suspension	<b>24684</b>	Boot Kit			ws			L:120/Ø1=27/Ø2=94.5	
		MT6/CVT		TPE boot	<b>24789</b>	Boot Kit				gs		L:106.6/Ø1=27/Ø2=89	
MT6/AT6/AT7		TPE boot	<b>24790</b>	Boot Kit				gs		L:104/Ø1=26/Ø2=85			
2.0 TFSI quattro (155 kW)	06.08 -	MT6/AT6/AT7			<b>24653</b>	Driveshaft	L/R	F			3	L:499/A:42/Ø joint ws:88	
		MT6/AT6/AT7			<b>24685</b>	Joint Kit		F	ws		28	A:42/F:33/O:76.5	
		MT6/AT6/AT7		TPE boot	<b>24686</b>	Boot Kit		F	ws			L:112/Ø1=25/Ø2=88	
		MT6/AT7		TPE boot	<b>24789</b>	Boot Kit		F		gs		L:106.6/Ø1=27/Ø2=89	
		MT6/AT6/AT7		TPE boot	<b>24790</b>	Boot Kit		F		gs		L:104/Ø1=26/Ø2=85	
3.2 FSI (195 kW)	09.08 -	CVT		Ch.-No. 8K011001 - , Ch.-No. 8N002541 -	<b>24652</b>	Driveshaft	L/R				3	L:499/A:42/Ø joint ws:100	

		CVT	(+) off-road suspension	24654	Driveshaft	L/R				3	L:499/A:42/Ø joint ws:100
		MT6/AT6/AT7		24685	Joint Kit			ws		28	A:42/F:33/O:76.5
		CVT	(+) off-road suspension	24687	Joint Kit			ws		28	A:42/F:27/O:76.5
		MT6/AT6/AT7	TPE boot	24686	Boot Kit			ws			L:112/Ø1=25/Ø2=88
		CVT	TPE boot, (+) off-road suspension	24684	Boot Kit			ws			L:120/Ø1=27/Ø2=94.5
		CVT	TPE boot	24789	Boot Kit				gs		L:106.6/Ø1=27/Ø2=89
		MT6/AT6/AT7	TPE boot	24790	Boot Kit				gs		L:104/Ø1=26/Ø2=85
3.2 FSI quattro (195 kW)	11.07 -	CVT	Ch.-No. 8K011001 -, Ch.-No. 8N002541 -	24652	Driveshaft	L/R	F			3	L:499/A:42/Ø joint ws:100
		MT6/AT6/AT7		24653	Driveshaft	L/R	F			3	L:499/A:42/Ø joint ws:88
		MT6/AT6/AT7		24685	Joint Kit		F	ws		28	A:42/F:33/O:76.5
		MT6/AT6/AT7	TPE boot	24686	Boot Kit		F	ws			L:112/Ø1=25/Ø2=88
		CVT	TPE boot	24789	Boot Kit		F		gs		L:106.6/Ø1=27/Ø2=89
		MT6/AT6/AT7	TPE boot	24790	Boot Kit		F		gs		L:104/Ø1=26/Ø2=85
2.0 TDI (88 kW)	11.07 -	MT6/CVT		24652	Driveshaft	L/R				3	L:499/A:42/Ø joint ws:100
		MT6/CVT	(+) off-road suspension	24654	Driveshaft	L/R				3	L:499/A:42/Ø joint ws:100
		MT6/CVT	(+) off-road suspension	24687	Joint Kit			ws		28	A:42/F:27/O:76.5
		MT6/CVT	TPE boot, (+) off-road suspension	24684	Boot Kit			ws			L:120/Ø1=27/Ø2=94.5
		MT6/CVT	TPE boot	24789	Boot Kit				gs		L:106.6/Ø1=27/Ø2=89
2.0 TDI (100/105 kW)	11.07 -	MT6/CVT		24652	Driveshaft	L/R				3	L:499/A:42/Ø joint ws:100
		MT6/CVT	(+) off-road suspension	24654	Driveshaft	L/R				3	L:499/A:42/Ø joint ws:100
		MT6/CVT		24683	Joint Kit			ws		28	A:42/F:27/O:76.5
		MT6/CVT	(+) off-road suspension	24687	Joint Kit			ws		28	A:42/F:27/O:76.5
		MT6/AT6/AT7		24685	Joint Kit			ws		28	A:42/F:33/O:76.5
		MT6/CVT	TPE boot	24684	Boot Kit			ws			L:120/Ø1=27/Ø2=94.5
		MT6/AT6/AT7	TPE boot	24686	Boot Kit			ws			L:112/Ø1=25/Ø2=88
		MT6/CVT	TPE boot	24789	Boot Kit				gs		L:106.6/Ø1=27/Ø2=89
		MT6/AT6/AT7	TPE boot	24790	Boot Kit				gs		L:104/Ø1=26/Ø2=85
2.0 TDI (120/125 kW)	11.07 -	MT6/CVT		24652	Driveshaft	L/R				3	L:499/A:42/Ø joint ws:100
		MT6/CVT	(+) off-road suspension	24654	Driveshaft	L/R				3	L:499/A:42/Ø joint ws:100
		MT6/AT6/AT7		24685	Joint Kit			ws		28	A:42/F:33/O:76.5
		MT6/CVT	(+) off-road suspension	24687	Joint Kit			ws		28	A:42/F:27/O:76.5
		MT6/AT6/AT7	TPE boot	24686	Boot Kit			ws			L:112/Ø1=25/Ø2=88
		MT6/CVT	TPE boot, (+) off-road suspension	24684	Boot Kit			ws			L:120/Ø1=27/Ø2=94.5
		MT6/CVT	TPE boot	24789	Boot Kit				gs		L:106.6/Ø1=27/Ø2=89
		MT6/AT6/AT7	TPE boot	24790	Boot Kit				gs		L:104/Ø1=26/Ø2=85
2.0 TDI quattro (105/125 kW)	01.08 -	MT6/AT6/AT7		24653	Driveshaft	L/R	F			3	L:499/A:42/Ø joint ws:88
		MT6/AT6/AT7		24685	Joint Kit		F	ws		28	A:42/F:33/O:76.5
		MT6/AT6/AT7	TPE boot	24686	Boot Kit		F	ws			L:112/Ø1=25/Ø2=88
		MT6/AT7	TPE boot	24789	Boot Kit		F		gs		L:106.6/Ø1=27/Ø2=89
		MT6/AT6/AT7	TPE boot	24790	Boot Kit		F		gs		L:104/Ø1=26/Ø2=85
2.7 TDI (120/140 kW)	11.07 -	MT6/CVT		24655	Driveshaft	L/R				3	L:499/A:42/Ø joint ws:106
		MT6/CVT		24691	Joint Kit			ws		28	A:42/F:29/O:76.5/Z
		MT6/CVT	TPE boot	24692	Boot Kit			ws			L:144/Ø1=30.5/Ø2=104
		MT6/CVT	TPE boot	24789	Boot Kit				gs		L:106.6/Ø1=27/Ø2=89
3.0 TDI quattro (176 kW)	11.07 -	MT6/CVT		24652	Driveshaft	L/R	F			3	L:499/A:42/Ø joint ws:100
		MT6/CVT		24655	Driveshaft	L/R	F			3	L:499/A:42/Ø joint ws:106
		MT6/CVT		24683	Joint Kit		F	ws		28	A:42/F:27/O:76.5
		MT6/CVT	TPE boot	24684	Boot Kit		F	ws			L:120/Ø1=27/Ø2=94.5
		MT6/AT6/AT7	TPE boot	24789	Boot Kit		F		gs		L:106.6/Ø1=27/Ø2=89
<b>A4 ALLROAD (8KH)</b>											
2.0 TFSI quattro (155 kW)	04.09 -	MT6/AT7		24653	Driveshaft	L/R	F			3	L:499/A:42/Ø joint ws:88

		Transm.	with ABS Ring		Part-No.	Description	L	F	Wheel Side	Gear Box Side	Pic. No.	Technical Specification  Further details on page I
		MT Manual AT Autom.					Left R Right	Front R Rear				

( AUDI )

( AUDI )

A4 ALLROAD (8KH)												
2.0 TFSI quattro (155 kW)	04.09 -	MT6/AT7			24685	Joint Kit		F	ws		28	A:42/F:33/O:76.5
		MT6/AT7		TPE boot	24686	Boot Kit		F	ws			L:112/Ø1=25/Ø2=88
		MT6/AT7		TPE boot	24790	Boot Kit		F		gs		L:104/Ø1=26/Ø2=85
2.0 TDI quattro (100/120 kW)	04.09 -	MT6/AT7			24653	Driveshaft	L/R	F			3	L:499/A:42/Ø joint ws:88
2.0 TDI quattro (105/125 kW)	04.09 -	MT6/AT7			24653	Driveshaft	L/R	F			3	L:499/A:42/Ø joint ws:88
		MT6/AT7			24685	Joint Kit		F	ws		28	A:42/F:33/O:76.5
		MT6/AT7		TPE boot	24686	Boot Kit		F	ws			L:112/Ø1=25/Ø2=88
		MT6/AT7		TPE boot	24790	Boot Kit		F		gs		L:104/Ø1=26/Ø2=85
3.0 TDI quattro (176 kW)	04.09 -	MT6/AT7		Ch.-No. 8K011001 - , Ch.-No. 8N002541 -	24652	Driveshaft	L/R	F			3	L:499/A:42/Ø joint ws:100
		MT6/AT7			24683	Joint Kit		F	ws		28	A:42/F:27/O:76.5
		MT6/AT7		TPE boot	24684	Boot Kit		F	ws			L:120/Ø1=27/Ø2=94.5
		MT6/AT7		TPE boot	24789	Boot Kit		F		gs		L:106.6/Ø1=27/Ø2=89
A5 (8T)												
1.8 TFSI (118/125 kW)	10.07 -	MT6/CVT			24652	Driveshaft	L/R				3	L:499/A:42/Ø joint ws:100
		MT6/CVT			24683	Joint Kit			ws		28	A:42/F:27/O:76.5
		MT6/CVT		TPE boot	24684	Boot Kit			ws			L:120/Ø1=27/Ø2=94.5
		MT6/CVT		TPE boot	24789	Boot Kit				gs		L:106.6/Ø1=27/Ø2=89
2.0 TFSI (132/155 kW)	06.08 -	MT6/CVT			24652	Driveshaft	L/R				3	L:499/A:42/Ø joint ws:100
		MT6/CVT			24683	Joint Kit			ws		28	A:42/F:27/O:76.5
		MT6/AT6/AT7			24685	Joint Kit			ws		28	A:42/F:33/O:76.5
		MT6/CVT		TPE boot	24684	Boot Kit			ws			L:120/Ø1=27/Ø2=94.5
		MT6/AT6/AT7		TPE boot	24686	Boot Kit			ws			L:112/Ø1=25/Ø2=88
		MT6/CVT		TPE boot	24789	Boot Kit				gs		L:106.6/Ø1=27/Ø2=89
2.0 TFSI quattro (155 kW)	06.08 -	MT6/AT6/AT7			24653	Driveshaft	L/R	F			3	L:499/A:42/Ø joint ws:88
		MT6/AT7		TPE boot	24789	Boot Kit		F		gs		L:106.6/Ø1=27/Ø2=89
		MT6/AT6/AT7		TPE boot	24790	Boot Kit		F		gs		L:104/Ø1=26/Ø2=85
3.2 FSI (195 kW)	07.07 -	MT6/CVT			24652	Driveshaft	L/R				3	L:499/A:42/Ø joint ws:100
		MT6/CVT			24683	Joint Kit			ws		28	A:42/F:27/O:76.5
		MT6/AT6/AT7			24685	Joint Kit			ws		28	A:42/F:33/O:76.5
		MT6/CVT		TPE boot	24684	Boot Kit			ws			L:120/Ø1=27/Ø2=94.5
		MT6/AT6/AT7		TPE boot	24686	Boot Kit			ws			L:112/Ø1=25/Ø2=88
		MT6/CVT		TPE boot	24789	Boot Kit				gs		L:106.6/Ø1=27/Ø2=89
		MT6/AT6/AT7		TPE boot	24790	Boot Kit				gs		L:104/Ø1=26/Ø2=85
3.2 FSI quattro (195 kW)	06.07 -	MT6/CVT			24653	Driveshaft	L/R	F			3	L:499/A:42/Ø joint ws:88
		MT6/CVT			24683	Joint Kit		F	ws		28	A:42/F:27/O:76.5
		MT6/AT6/AT7			24685	Joint Kit		F	ws		28	A:42/F:33/O:76.5
		MT6/CVT		TPE boot	24684	Boot Kit		F	ws			L:120/Ø1=27/Ø2=94.5
		MT6/AT6/AT7		TPE boot	24686	Boot Kit		F	ws			L:112/Ø1=25/Ø2=88
S5 quattro (260 kW)	06.07 -	MT6/AT6/AT7			24652	Driveshaft	L/R	F			3	L:499/A:42/Ø joint ws:100
		MT6/AT6/AT7			24683	Joint Kit		F	ws		28	A:42/F:27/O:76.5
		MT6/AT6/AT7		TPE boot	24684	Boot Kit		F	ws			L:120/Ø1=27/Ø2=94.5



		MT6/AT6/AT7		TPE boot	24789	Boot Kit		F		gs		L:106.6/Ø1=27/Ø2=89
2.0 TDI (120/125 kW)	08.08 -	MT6/CVT			24652	Driveshaft	L/R				3	L:499/A:42/Ø joint ws:100
		MT6/CVT			24683	Joint Kit			ws		28	A:42/F:27/0:76.5
		MT6/AT6/AT7			24685	Joint Kit			ws		28	A:42/F:33/0:76.5
		MT6/CVT		TPE boot	24684	Boot Kit			ws			L:120/Ø1=27/Ø2=94.5
		MT6/AT6/AT7		TPE boot	24686	Boot Kit			ws			L:112/Ø1=25/Ø2=88
		MT6/CVT		TPE boot	24789	Boot Kit				gs		L:106.6/Ø1=27/Ø2=89
		MT6/AT6/AT7		TPE boot	24790	Boot Kit				gs		L:104/Ø1=26/Ø2=85
2.0 TDI quattro (125 kW)	08.08 -	MT6/AT6/AT7			24653	Driveshaft	L/R	F			3	L:499/A:42/Ø joint ws:88
		MT6/AT7		TPE boot	24789	Boot Kit		F		gs		L:106.6/Ø1=27/Ø2=89
2.7 TDI (120/140 kW)	09.07 -	MT6/CVT		Ch.-No. 8K011001 -	24655	Driveshaft	L/R				3	L:499/A:42/Ø joint ws:106
		MT6/CVT			24691	Joint Kit			ws		28	A:42/F:29/0:76.5/Z
		MT6/CVT		TPE boot	24692	Boot Kit			ws			L:144/Ø1=30.5/Ø2=104
		MT6/CVT		TPE boot	24789	Boot Kit				gs		L:106.6/Ø1=27/Ø2=89
3.0 TDI quattro (155/176 kW)	06.07 -	MT6/AT6/AT7			24652	Driveshaft	L/R	F			3	L:499/A:42/Ø joint ws:100
		MT6/AT6/AT7			24683	Joint Kit		F	ws		28	A:42/F:27/0:76.5
		MT6/AT6/AT7		TPE boot	24684	Boot Kit		F	ws			L:120/Ø1=27/Ø2=94.5
		MT6/AT6/AT7		TPE boot	24789	Boot Kit		F		gs		L:106.6/Ø1=27/Ø2=89
<b>A5 CONVERTIBLE (8F)</b>												
1.8 TFSI (118 kW)	09.09 -	MT6/CVT			24652	Driveshaft	L/R				3	L:499/A:42/Ø joint ws:100
2.0 TFSI (132/155 kW)	03.09 -	MT6/CVT			24652	Driveshaft	L/R				3	L:499/A:42/Ø joint ws:100
		MT6/CVT			24683	Joint Kit			ws		28	A:42/F:27/0:76.5
		AT7			24685	Joint Kit			ws		28	A:42/F:33/0:76.5
		MT6/CVT		TPE boot	24684	Boot Kit			ws			L:120/Ø1=27/Ø2=94.5
		AT7		TPE boot	24686	Boot Kit			ws			L:112/Ø1=25/Ø2=88
		MT6/CVT		TPE boot	24789	Boot Kit				gs		L:106.6/Ø1=27/Ø2=89
		AT7		TPE boot	24790	Boot Kit				gs		L:104/Ø1=26/Ø2=85
2.0 TFSI quattro (155 kW)	03.09 -	AT7			24653	Driveshaft	L/R	F			3	L:499/A:42/Ø joint ws:88
		MT6/CVT		(+) off-road suspension	24654	Driveshaft	L/R	F			3	L:499/A:42/Ø joint ws:100
		MT6/CVT			24683	Joint Kit		F	ws		28	A:42/F:27/0:76.5
		MT6/CVT		TPE boot	24684	Boot Kit		F	ws			L:120/Ø1=27/Ø2=94.5
		MT6/CVT		TPE boot	24789	Boot Kit		F		gs		L:106.6/Ø1=27/Ø2=89
		AT7		TPE boot	24790	Boot Kit		F		gs		L:104/Ø1=26/Ø2=85
S5 quattro (245 kW)	06.09 -	AT7			24652	Driveshaft	L/R	F			3	L:499/A:42/Ø joint ws:100
		AT7			24683	Joint Kit		F	ws		28	A:42/F:27/0:76.5
		AT7		TPE boot	24684	Boot Kit		F	ws			L:120/Ø1=27/Ø2=94.5
		AT7		TPE boot	24789	Boot Kit		F		gs		L:106.6/Ø1=27/Ø2=89
3.2 FSI (195 kW)	03.09 -	MT6/CVT			24652	Driveshaft	L/R				3	L:499/A:42/Ø joint ws:100
		MT6/CVT			24683	Joint Kit			ws		28	A:42/F:27/0:76.5
		AT7			24685	Joint Kit			ws		28	A:42/F:33/0:76.5
		MT6/CVT		TPE boot	24684	Boot Kit			ws			L:120/Ø1=27/Ø2=94.5
		AT7		TPE boot	24686	Boot Kit			ws			L:112/Ø1=25/Ø2=88
		MT6/CVT		TPE boot	24789	Boot Kit				gs		L:106.6/Ø1=27/Ø2=89
		AT7		TPE boot	24790	Boot Kit				gs		L:104/Ø1=26/Ø2=85
3.2 FSI quattro (195 kW)	03.09 -	AT7			24653	Driveshaft	L/R	F			3	L:499/A:42/Ø joint ws:88
		MT6/AT7		TPE boot	24789	Boot Kit		F		gs		L:106.6/Ø1=27/Ø2=89
		AT7		TPE boot	24790	Boot Kit		F		gs		L:104/Ø1=26/Ø2=85
2.0 TDI (120/125 kW)	05.09 -	MT6/CVT			24652	Driveshaft	L/R				3	L:499/A:42/Ø joint ws:100
		MT6/CVT			24683	Joint Kit			ws		28	A:42/F:27/0:76.5
		MT6/CVT		TPE boot	24684	Boot Kit			ws			L:120/Ø1=27/Ø2=94.5
		MT6/CVT		TPE boot	24789	Boot Kit				gs		L:106.6/Ø1=27/Ø2=89

		Transm.	with ABS Ring		Part-No.	Description	L	F	Wheel Side	Gear Box Side	Pic. No.	Technical Specification  Further details on page I
		MT Manual AT Autom.					Left R Right	Front R Rear				

( AUDI )

( AUDI )

A5 CONVERTIBLE (8F)													
2.7 TDI (120/140 kW)	03.09 -	MT6/CVT			24655	Driveshaft	L/R				3	L:499/A:42/Ø joint ws:106	
		MT6/CVT			24691	Joint Kit			ws		28	A:42/F:29/O:76.5/Z	
		MT6/CVT		TPE boot	24692	Boot Kit				ws			L:144/Ø1=30.5/Ø2=104
		MT6/CVT		TPE boot	24789	Boot Kit		F			gs		L:106.6/Ø1=27/Ø2=89
3.0 TDI quattro (176 kW)	03.09 -	AT7			24652	Driveshaft	L/R	F			3	L:499/A:42/Ø joint ws:100	
		AT7			24683	Joint Kit		F	ws		28	A:42/F:27/O:76.5	
		AT7		TPE boot	24684	Boot Kit		F	ws				L:120/Ø1=27/Ø2=94.5
		AT7		TPE boot	24789	Boot Kit		F			gs		L:106.6/Ø1=27/Ø2=89
A6 / A6 AVANT (4A, C4)													
1.8 (92 kW)	12.95 - 02.97	MT		TPE boot	22938	Boot Kit			ws			L:112/Ø1=26/Ø2=86	
1.9 TDI (66 kW)	06.94 - 02.97	MT		TPE boot	22938	Boot Kit			ws			L:112/Ø1=26/Ø2=86	
		MT			23177	Boot Kit				gs		L:83/Ø1=21/Ø2=82	
2.0 (74/85 kW)	06.94 - 12.97	MT	x		22531	Driveshaft	L				2	L:622/A:38/ABS:45	
		MT	x		22532	Driveshaft	R				2	L:660/A:38/ABS:45	
		AT		LHD	22556	Joint w. Shaft	R			gs	24	L:565.5	
		AT		RHD	22662	Joint w. Shaft	R			gs	24	L:565.5	
		MT/AT	x		22541	Joint Kit			ws		28	A:38/F:30/O:59/X/ABS:45	
		MT			20273	Joint Kit				gs	29	G:28	
		MT/AT			26127	Boot Kit			ws				L:84/Ø1=22/Ø2=82
		MT			26109	Boot Kit				gs			L:124/Ø1=24/Ø2=108/with cap
2.0 16V (103 kW)	06.94 - 12.97	AT			26128	Boot Kit				gs		L:88/Ø1=21/Ø2=82	
		MT	x		22531	Driveshaft	L				2	L:622/A:38/ABS:45	
		MT	x		22532	Driveshaft	R				2	L:660/A:38/ABS:45	
		AT		LHD	22556	Joint w. Shaft	R			gs	24	L:565.5	
		AT		RHD	22662	Joint w. Shaft	R			gs	24	L:565.5	
		MT/AT	x		22541	Joint Kit			ws		28	A:38/F:30/O:59/X/ABS:45	
		MT			20273	Joint Kit				gs	29	G:28	
		MT/AT			26127	Boot Kit			ws				L:84/Ø1=22/Ø2=82
2.0 16V quattro (103 kW)	06.94 - 12.97	MT			26109	Boot Kit				gs		L:124/Ø1=24/Ø2=108/with cap	
		AT			26128	Boot Kit				gs		L:88/Ø1=21/Ø2=82	
		MT	x		22396	Driveshaft	R	F			2	L:661/A:38/ABS:45	
		MT	x		22541	Joint Kit		F	ws		28	A:38/F:30/O:59/X/ABS:45	
		MT/AT	x		22581	Joint Kit		R	ws		28	A:38/F:25/O:59/Z/ABS:45	
		MT			22522	Joint Kit		F		gs	29	G:33	
		MT/AT			20273	Joint Kit		R		gs	29	G:28	
		MT			26127	Boot Kit		F	ws				L:84/Ø1=22/Ø2=82
2.3 (98 kW)	06.94 - 12.95	MT/AT			26127	Boot Kit		R	ws			L:84/Ø1=22/Ø2=82	
		MT			26126	Boot Kit		F		gs		L:118/Ø1=24/Ø2=100/with cap	
		MT/AT			26109	Boot Kit		R		gs		L:124/Ø1=24/Ø2=108/with cap	
		MT	x		22531	Driveshaft	L				2	L:622/A:38/ABS:45	
		MT	x		22532	Driveshaft	R			2	L:660/A:38/ABS:45		

		MT	x		22541	Joint Kit			ws		28	A:38/F:30/O:59/X/ABS:45
		MT			20273	Joint Kit				gs	29	G:28
		MT			26127	Boot Kit			ws			L:84/Ø1=22/Ø2=82
		MT			26109	Boot Kit				gs		L:124/Ø1=24/Ø2=108/with cap
2.5 TDI (84/85/103 kW)	06.94 - 12.97	MT	x		22589	Driveshaft	L				3	L:622.5/A:38/ABS:45
		AT	x		22619	Driveshaft	L				3	L:574.5/A:38/ABS:45
		MT	x		22590	Driveshaft	R				3	L:658/A:38/ABS:45
		AT	x		22618	Driveshaft	R				3	L:499.5/A:38/ABS:45
		AT			22621	Joint w. Shaft	L			gs	24	L:513.5
		MT			22592	Joint w. Shaft	R			gs	24	L:597
		MT/AT	x		22591	Joint Kit			ws		28	A:38/F:27/O:59/X/ABS:45
		MT/AT			26094	Boot Kit			ws			L:92.5/Ø1=24/Ø2=92
		MT/AT			26065	Boot Kit				gs		L:88/Ø1=21/Ø2=82
2.5 TDI quattro (103 kW)	10.95 - 10.97	MT/AT			26094	Boot Kit		F	ws			L:92.5/Ø1=24/Ø2=92
2.6 (110 kW)	06.94 - 12.97	MT	x		22448	Driveshaft	R				3	L:658/A:38/ABS:45
		MT			22556	Joint w. Shaft	L			gs	24	L:565.5
		MT			22444	Joint w. Shaft	R			gs	24	L:601
		MT/AT	x		22541	Joint Kit			ws		28	A:38/F:30/O:59/X/ABS:45
		MT/AT			26127	Boot Kit			ws			L:84/Ø1=22/Ø2=82
		MT/AT			26128	Boot Kit				gs		L:88/Ø1=21/Ø2=82
2.6 quattro (110 kW)	06.94 - 12.97	MT	x		22396	Driveshaft	R	F			2	L:661/A:38/ABS:45
		MT	x		22541	Joint Kit		F	ws		28	A:38/F:30/O:59/X/ABS:45
		MT/AT	x		22581	Joint Kit		R	ws		28	A:38/F:25/O:59/Z/ABS:45
		MT			22522	Joint Kit		F		gs	29	G:33
		MT/AT			20273	Joint Kit		R		gs	29	G:28
		MT			26127	Boot Kit		F	ws			L:84/Ø1=22/Ø2=82
		MT/AT			26127	Boot Kit		R	ws			L:84/Ø1=22/Ø2=82
		MT			26126	Boot Kit		F		gs		L:118/Ø1=24/Ø2=100/with cap
		MT/AT			26109	Boot Kit		R		gs		L:124/Ø1=24/Ø2=108/with cap
2.8 (128 kW)	06.94 - 12.97	MT	x		22589	Driveshaft	L				3	L:622.5/A:38/ABS:45
		AT	x		22619	Driveshaft	L				3	L:574.5/A:38/ABS:45
		MT	x		22590	Driveshaft	R				3	L:658/A:38/ABS:45
		AT	x		22618	Driveshaft	R				3	L:499.5/A:38/ABS:45
		AT			22621	Joint w. Shaft	L			gs	24	L:513.5
		MT			22592	Joint w. Shaft	R			gs	24	L:597
		MT/AT	x		22591	Joint Kit			ws		28	A:38/F:27/O:59/X/ABS:45
		MT/AT			26094	Boot Kit			ws			L:92.5/Ø1=24/Ø2=92
		MT/AT			26065	Boot Kit				gs		L:88/Ø1=21/Ø2=82
2.8 quattro (128 kW)	06.94 - 12.97	AT	x		22619	Driveshaft	L	F			3	L:574.5/A:38/ABS:45
		AT	x		22618	Driveshaft	R	F			3	L:499.5/A:38/ABS:45
		AT			22621	Joint w. Shaft	L	F		gs	24	L:513.5
		MT/AT	x		22591	Joint Kit		F	ws		28	A:38/F:27/O:59/X/ABS:45
		AT	x		22581	Joint Kit		R	ws		28	A:38/F:25/O:59/Z/ABS:45
		MT			20273	Joint Kit		F		gs	29	G:28
		MT/AT			20273	Joint Kit		R		gs	29	G:28
		MT/AT			26094	Boot Kit		F	ws			L:92.5/Ø1=24/Ø2=92
		AT			26127	Boot Kit		R	ws			L:84/Ø1=22/Ø2=82
		MT			26109	Boot Kit		F		gs		L:124/Ø1=24/Ø2=108/with cap
		AT			26065	Boot Kit		F		gs		L:88/Ø1=21/Ø2=82
		MT/AT			26109	Boot Kit		R		gs		L:124/Ø1=24/Ø2=108/with cap
S6 4.2 quattro (213 kW)	06.94 - 12.97	AT	x		22619	Driveshaft	L	F			3	L:574.5/A:38/ABS:45

		Transm.	with ABS Ring		Part-No.	Description	L	F	Wheel Side	Gear Box Side	Pic. No.	Technical Specification  Further details on page I
		MT Manual AT Autom.					Left R Right	Front R Rear				

( AUDI )

( AUDI )

A6 / A6 AVANT (4A, C4)													
S6 4.2 quattro (213 kW)	06.94 - 12.97	AT	x		22618	Driveshaft	R	F			3	L:499.5/A:38/ABS:45	
		AT			22621	Joint w. Shaft	L	F		gs	24	L:513.5	
		MT/AT	x		22591	Joint Kit		F	ws		28	A:38/F:27/O:59/X/ABS:45	
		MT/AT	x		22568	Joint Kit		R	ws		28	A:38/F:28/O:59/Z/ABS:45	
		MT			20273	Joint Kit		F		gs	29	G:28	
		MT/AT			20273	Joint Kit		R		gs	29	G:28	
		MT/AT			26094	Boot Kit		F	ws				L:92.5/Ø1=24/Ø2=92
		MT/AT			23524	Boot Kit		R	ws				L:83/Ø1=24/Ø2=92
		MT			26109	Boot Kit		F		gs			L:124/Ø1=24/Ø2=108/with cap
		AT			26065	Boot Kit		F		gs			L:88/Ø1=21/Ø2=82
		MT/AT			26109	Boot Kit		R		gs		L:124/Ø1=24/Ø2=108/with cap	
S6 Turbo quattro (169 kW)	06.94 - 12.97	AT	x		22619	Driveshaft	L	F			3	L:574.5/A:38/ABS:45	
		AT	x		22618	Driveshaft	R	F			3	L:499.5/A:38/ABS:45	
		AT			22621	Joint w. Shaft	L	F		gs	24	L:513.5	
		MT/AT	x		22591	Joint Kit		F	ws		28	A:38/F:27/O:59/X/ABS:45	
		AT	x		22581	Joint Kit		R	ws		28	A:38/F:25/O:59/Z/ABS:45	
		MT			20273	Joint Kit		F		gs	29	G:28	
		MT/AT			20273	Joint Kit		R		gs	29	G:28	
		MT/AT			26094	Boot Kit		F	ws				L:92.5/Ø1=24/Ø2=92
		AT			26127	Boot Kit		R	ws				L:84/Ø1=22/Ø2=82
		MT			26109	Boot Kit		F		gs			L:124/Ø1=24/Ø2=108/with cap
		AT			26065	Boot Kit		F		gs		L:88/Ø1=21/Ø2=82	
		MT/AT			26109	Boot Kit		R		gs		L:124/Ø1=24/Ø2=108/with cap	
A6 / A6 AVANT (4B, C5)													
1.8 (85/92 kW)	05.97 - 01.05	MT	x		22681	Joint Kit			ws		28	A:33/F:30/X/ABS:45	
		MT			20273	Joint Kit			gs	29	G:28		
		MT			26165	Boot Kit			ws			L:84/Ø1=22/Ø2=82	
		MT			26109	Boot Kit			gs			L:124/Ø1=24/Ø2=108/with cap	
1.8 T (110 kW)	01.97 - 01.05	MT	x	engine AEB/APU/ARK	22681	Joint Kit			ws		28	A:33/F:30/X/ABS:45	
		MT		engine AEB/APU/ARK	20273	Joint Kit			gs	29	G:28		
		MT/AT		engine AEB/APU/ARK	26165	Boot Kit			ws			L:84/Ø1=22/Ø2=82	
		MT		engine AEB/APU/ARK, - 12.02	26125	Boot Kit			gs			L:118/Ø1=24/Ø2=100/with cap	
		MT		engine AEB/APU/ARK, 01.03 -	26109	Boot Kit			gs			L:124/Ø1=24/Ø2=108/with cap	
		AT			22286	Boot Kit			gs		L:116/Ø1=24/Ø2=70		
1.8 T quattro (110 kW)	01.97 - 01.05	MT		engine AEB/APU/ARK, - 12.02	26125	Boot Kit		F		gs		L:118/Ø1=24/Ø2=100/with cap	
		MT		01.03 -	26109	Boot Kit		F		gs		L:124/Ø1=24/Ø2=108/with cap	
		AT			22286	Boot Kit		F		gs		L:116/Ø1=24/Ø2=70	
		MT/AT			26126	Boot Kit		R		gs		L:118/Ø1=24/Ø2=100/with cap	
1.8 T (132 kW)	12.97 - 01.05	MT/AT			26125	Boot Kit			gs		L:118/Ø1=24/Ø2=100/with cap		
1.8 T quattro (132 kW)	12.97 - 01.05	MT/AT			26125	Boot Kit		F		gs	L:118/Ø1=24/Ø2=100/with cap		
		MT/AT			26126	Boot Kit		R		gs	L:118/Ø1=24/Ø2=100/with cap		

1.9 TDI (81 kW)	02.97 - 01.05	MT	x		21171	Driveshaft	L				3	L:632.6/A:38/ABS:45
		AT	x		21174	Driveshaft	L				3	L:530.5/A:38/ABS:45
		MT	x		21172	Driveshaft	R				3	L:654/A:38/ABS:45
		MT/AT	x		22763	Joint Kit			ws		28	A:38/F:27/X/ABS:45
		MT/AT			26094	Boot Kit			ws			L:92.5/Ø1=24/Ø2=92
		MT/AT			24367	Boot Kit				gs		L:88/Ø1=21/Ø2=82
1.9 TDI (85 kW)	07.00 - 01.05	MT/AT	x		21091	Joint Kit			ws		28	A:33/F:27/DF:27.51/0:53/X/ABS:45
		MT/AT			21092	Boot Kit			ws			L:92/Ø1=24/Ø2=87
		MT/AT			24367	Boot Kit				gs		L:88/Ø1=21/Ø2=82
1.9 TDI (96 kW)	08.01 - 01.05	MT			26094	Boot Kit			ws			L:92.5/Ø1=24/Ø2=92
		MT			24367	Boot Kit				gs		L:88/Ø1=21/Ø2=82
		AT			22286	Boot Kit				gs		L:116/Ø1=24/Ø2=70
2.0 (96 kW)	08.01 - 01.05	MT	x		21171	Driveshaft	L				3	L:632.6/A:38/ABS:45
		MT	x		21172	Driveshaft	R				3	L:654/A:38/ABS:45
		MT	x		22763	Joint Kit			ws		28	A:38/F:27/X/ABS:45
		MT			26094	Boot Kit			ws			L:92.5/Ø1=24/Ø2=92
		MT			24367	Boot Kit				gs		L:88/Ø1=21/Ø2=82
		AT			22286	Boot Kit				gs		L:116/Ø1=24/Ø2=70
2.4 (100 kW)	07.98 - 01.05	AT	x	engine ALW	21173	Driveshaft	L				3	L:559.2/A:38/ABS:45
		AT	x	engine ALW	21174	Driveshaft	R				3	L:530.5/A:38/ABS:45
		AT	x	engine ALW	22763	Joint Kit			ws		28	A:38/F:27/X/ABS:45
		AT		engine ALW	26094	Boot Kit			ws			L:92.5/Ø1=24/Ø2=92
		AT			24367	Boot Kit				gs		L:88/Ø1=21/Ø2=82
2.4 (115 kW)	02.97 - 01.05	MT	x		21171	Driveshaft	L				3	L:632.6/A:38/ABS:45
		MT	x		21172	Driveshaft	R				3	L:654/A:38/ABS:45
		MT	x		22763	Joint Kit			ws		28	A:38/F:27/X/ABS:45
		MT			26094	Boot Kit			ws			L:92.5/Ø1=24/Ø2=92
		MT			24367	Boot Kit				gs		L:88/Ø1=21/Ø2=82
2.4 quattro (115 kW)	08.98 - 07.99	MT			24367	Boot Kit		F		gs		L:88/Ø1=21/Ø2=82
		MT/AT			26126	Boot Kit		R		gs		L:118/Ø1=24/Ø2=100/with cap
2.4 (120 kW)	02.97 - 01.05	MT		engine AMM	24367	Boot Kit				gs		L:88/Ø1=21/Ø2=82
		MT		engine AJG/APZ	26125	Boot Kit				gs		L:118/Ø1=24/Ø2=100/with cap
2.4 quattro (120 kW)	02.97 - 01.05	MT			26125	Boot Kit		F		gs		L:118/Ø1=24/Ø2=100/with cap
		MT/AT			26126	Boot Kit		R		gs		L:118/Ø1=24/Ø2=100/with cap
2.4 (121 kW)	02.97 - 01.05	MT	x	engine AJG/AGA/ALF	21171	Driveshaft	L				3	L:632.6/A:38/ABS:45
		AT	x	engine AJG/AGA/ALF	21173	Driveshaft	L				3	L:559.2/A:38/ABS:45
		MT	x	engine AJG/AGA/ALF	21172	Driveshaft	R				3	L:654/A:38/ABS:45
		AT	x	engine AJG/AGA/ALF	21174	Driveshaft	R				3	L:530.5/A:38/ABS:45
		MT/AT	x	engine AJG/AGA/ALF	22763	Joint Kit			ws		28	A:38/F:27/X/ABS:45
		MT/AT		engine AJG/AGA/ALF	26094	Boot Kit			ws			L:92.5/Ø1=24/Ø2=92
		MT/AT			26126	Boot Kit				gs		L:118/Ø1=24/Ø2=100/with cap
2.4 quattro (121 kW)	02.97 - 01.05	MT	x	10.98 - , engine AGA/ALF	21171	Driveshaft	L	F			3	L:632.6/A:38/ABS:45
		MT	x	engine APS/ARJ/AML	21171	Driveshaft	L	F			3	L:632.6/A:38/ABS:45
		AT	x	10.98 - , engine AGA/ALF	21173	Driveshaft	L	F			3	L:559.2/A:38/ABS:45
		AT	x	engine APS/ARJ/AML	21173	Driveshaft	L	F			3	L:559.2/A:38/ABS:45
		MT	x	10.98 - , engine AGA/ALF	21172	Driveshaft	R	F			3	L:654/A:38/ABS:45
		MT	x	engine APS/ARJ/AML	21172	Driveshaft	R	F			3	L:654/A:38/ABS:45
		AT	x	10.98 - , engine AGA/ALF	21174	Driveshaft	R	F			3	L:530.5/A:38/ABS:45
		AT	x	engine APS/ARJ/AML	21174	Driveshaft	R	F			3	L:530.5/A:38/ABS:45
		MT/AT	x	engine AJG/AGA/ALF	22763	Joint Kit		F	ws		28	A:38/F:27/X/ABS:45
		MT/AT		engine AJG/AGA/ALF	26094	Boot Kit		F	ws			L:92.5/Ø1=24/Ø2=92

		Transm. MT Manual AT Autom.	with ABS Ring		Part-No.	Description	L Left R Right	F Front R Rear	Wheel Side	Gear Box Side	Pic. No.	Technical Specification  Further details on page I
---	---	---	---------------------	--	----------	-------------	-------------------------	-------------------------	---------------	---------------------	-------------	--

( AUDI )

( AUDI )

A6 / A6 AVANT (4B, C5)												
2.4 quattro (121 kW)	02.97 - 01.05	MT/AT			26125	Boot Kit		F		gs		L:118/Ø1=24/Ø2=100/with cap
		MT/AT			26126	Boot Kit		R		gs		L:118/Ø1=24/Ø2=100/with cap
2.4 (125 kW)	08.01 - 01.05	MT			22286	Boot Kit				gs		L:116/Ø1=24/Ø2=70
		AT			24367	Boot Kit				gs		L:88/Ø1=21/Ø2=82
2.4 quattro (125 kW)	08.01 - 01.05	MT	x		21171	Driveshaft	L	F			3	L:632.6/A:38/ABS:45
		MT	x		21172	Driveshaft	R	F			3	L:654/A:38/ABS:45
		MT			24367	Boot Kit		F		gs		L:88/Ø1=21/Ø2=82
		AT			22286	Boot Kit		F		gs		L:116/Ø1=24/Ø2=70
		MT/AT			26126	Boot Kit		R		gs		L:118/Ø1=24/Ø2=100/with cap
2.5 TDI (110 kW)	07.97 - 01.05	MT	x		21171	Driveshaft	L				3	L:632.6/A:38/ABS:45
		AT	x	Ch.-No. - 4B-W-024992, engine AFB	21173	Driveshaft	L				3	L:559.2/A:38/ABS:45
		MT	x		21172	Driveshaft	R				3	L:654/A:38/ABS:45
		AT	x	Ch.-No. - 4B-W-024992, engine AFB	21174	Driveshaft	R				3	L:530.5/A:38/ABS:45
		MT/AT	x		22763	Joint Kit			ws		28	A:38/F:27/X/ABS:45
		MT/AT			26094	Boot Kit			ws			L:92.5/Ø1=24/Ø2=92
		MT/AT			26125	Boot Kit				gs		L:118/Ø1=24/Ø2=100/with cap
2.5 TDI quattro (110 kW)	07.97 - 01.05	MT	x		21171	Driveshaft	L	F			3	L:632.6/A:38/ABS:45
		AT	x	Ch.-No. - 4B-W-024992, engine AFB	21173	Driveshaft	L	F			3	L:559.2/A:38/ABS:45
		MT	x		21172	Driveshaft	R	F			3	L:654/A:38/ABS:45
		AT	x	Ch.-No. - 4B-W-024992, engine AFB	21174	Driveshaft	R	F			3	L:530.5/A:38/ABS:45
		MT/AT	x		22763	Joint Kit		F	ws		28	A:38/F:27/X/ABS:45
		MT/AT			26094	Boot Kit		F	ws			L:92.5/Ø1=24/Ø2=92
		MT/AT			26125	Boot Kit		F		gs		L:118/Ø1=24/Ø2=100/with cap
		MT/AT			26126	Boot Kit		R		gs		L:118/Ø1=24/Ø2=100/with cap
2.5 TDI (114 kW)	08.01 - 01.05	MT			26094	Boot Kit			ws			L:92.5/Ø1=24/Ø2=92
		MT			24367	Boot Kit				gs		L:88/Ø1=21/Ø2=82
2.5 TDI (120 kW)	07.02 - 01.05	AT	x		24588	Driveshaft	L					L:550/A:38/ABS:45
		MT/AT			24367	Boot Kit				gs		L:88/Ø1=21/Ø2=82
2.5 TDI (132 kW)	02.00 - 01.05	MT/AT			26109	Boot Kit				gs		L:124/Ø1=24/Ø2=108/with cap
2.5 TDI quattro (132 kW)	02.00 - 01.05	MT	x	AKE	22763	Joint Kit		F	ws		28	A:38/F:27/X/ABS:45
		MT		AKE	26094	Boot Kit		F	ws			L:92.5/Ø1=24/Ø2=92
		MT		engine BAU/BDH	21559	Boot Kit		F	ws			L:81/Ø1=22/Ø2=82
		MT/AT			26109	Boot Kit		F/R		gs		L:124/Ø1=24/Ø2=108/with cap
2.7 T (169 kW)	02.99 - 01.05	MT	x		21171	Driveshaft	L				3	L:632.6/A:38/ABS:45
		MT	x		21172	Driveshaft	R				3	L:654/A:38/ABS:45
		MT	x		22763	Joint Kit			ws		28	A:38/F:27/X/ABS:45
		MT			26094	Boot Kit			ws			L:92.5/Ø1=24/Ø2=92
		MT			26109	Boot Kit				gs		L:124/Ø1=24/Ø2=108/with cap
2.7 T quattro (169 kW)	12.97 - 01.05	MT	x		21171	Driveshaft	L	F			3	L:632.6/A:38/ABS:45
		MT	x		21172	Driveshaft	R	F			3	L:654/A:38/ABS:45
		MT	x		22763	Joint Kit		F	ws		28	A:38/F:27/X/ABS:45

		MT			<b>26094</b>	Boot Kit		F	ws			L:92.5/Ø1=24/Ø2=92
		MT			<b>26109</b>	Boot Kit		F/R		gs		L:124/Ø1=24/Ø2=108/with cap
2.7 T quattro (184 kW)	08.01 - 01.05	MT			<b>26109</b>	Boot Kit		F/R		gs		L:124/Ø1=24/Ø2=108/with cap
		AT			<b>24367</b>	Boot Kit		F		gs		L:88/Ø1=21/Ø2=82
2.8 (132 kW)	10.97 - 07.98	AT	x		<b>21173</b>	Driveshaft	L				3	L:559.2/A:38/ABS:45
		AT	x		<b>21174</b>	Driveshaft	R				3	L:530.5/A:38/ABS:45
		AT	x		<b>22763</b>	Joint Kit			ws		28	A:38/F:27/X/ABS:45
		AT			<b>26094</b>	Boot Kit			ws			L:92.5/Ø1=24/Ø2=92
		AT			<b>26125</b>	Boot Kit				gs		L:118/Ø1=24/Ø2=100/with cap
2.8 quattro (132 kW)	01.98 - 04.00	AT			<b>26125</b>	Boot Kit		F		gs		L:118/Ø1=24/Ø2=100/with cap
		MT/AT			<b>26126</b>	Boot Kit		R		gs		L:118/Ø1=24/Ø2=100/with cap
2.8 (140 kW)	07.99 - 05.01	AT			<b>24367</b>	Boot Kit		F		gs		L:88/Ø1=21/Ø2=82
2.8 quattro (140 kW)	07.99 - 05.01	MT			<b>26126</b>	Boot Kit		F		gs		L:118/Ø1=24/Ø2=100/with cap
		semi-AT			<b>24367</b>	Boot Kit		F		gs		L:88/Ø1=21/Ø2=82
		MT/AT		TPE boot	<b>23268</b>	Boot Kit		R		gs		L:110/Ø1=27/Ø2=100/with cap
2.8 (142 kW)	02.97 - 01.05	MT	x	10.98 -	<b>21171</b>	Driveshaft	L				3	L:632.6/A:38/ABS:45
		AT	x		<b>21173</b>	Driveshaft	L				3	L:559.2/A:38/ABS:45
		MT	x	10.98 -	<b>21172</b>	Driveshaft	R				3	L:654/A:38/ABS:45
		AT	x		<b>21174</b>	Driveshaft	R				3	L:530.5/A:38/ABS:45
		MT/AT	x	- 09.98	<b>22747</b>	Joint Kit			ws		28	A:38/F:30/X/ABS:45
		MT/AT	x	10.98 -	<b>22763</b>	Joint Kit			ws		28	A:38/F:27/X/ABS:45
		MT/AT			<b>22522</b>	Joint Kit				gs	29	G:33
		MT/AT			<b>26094</b>	Boot Kit			ws			L:92.5/Ø1=24/Ø2=92
		AT			<b>26125</b>	Boot Kit				gs		L:118/Ø1=24/Ø2=100/with cap
2.8 quattro (142 kW)	02.97 - 01.05	MT	x	engine ACK	<b>21171</b>	Driveshaft	L	F			3	L:632.6/A:38/ABS:45
		AT	x	engine ACK / ALG	<b>21173</b>	Driveshaft	L	F			3	L:559.2/A:38/ABS:45
		MT	x	engine ACK	<b>21172</b>	Driveshaft	R	F			3	L:654/A:38/ABS:45
		AT	x	engine ACK / ALG	<b>21174</b>	Driveshaft	R	F			3	L:530.5/A:38/ABS:45
		MT/AT	x	engine ACK	<b>22763</b>	Joint Kit		F	ws		28	A:38/F:27/X/ABS:45
		MT/AT		engine ACK	<b>26094</b>	Boot Kit		F	ws			L:92.5/Ø1=24/Ø2=92
		MT/AT			<b>26125</b>	Boot Kit		F		gs		L:118/Ø1=24/Ø2=100/with cap
		MT/AT			<b>26126</b>	Boot Kit		R		gs		L:118/Ø1=24/Ø2=100/with cap
3.0 quattro (160 kW)	06.01 - 07.04	MT/AT			<b>24367</b>	Boot Kit		F		gs		L:88/Ø1=21/Ø2=82
		MT/AT			<b>26126</b>	Boot Kit		R		gs		L:118/Ø1=24/Ø2=100/with cap
3.0 (162 kW)	08.01 - 01.05	MT/AT			<b>24367</b>	Boot Kit				gs		L:88/Ø1=21/Ø2=82
3.0 quattro (162 kW)	08.01 - 01.05	MT/AT			<b>24367</b>	Boot Kit		F		gs		L:88/Ø1=21/Ø2=82
		MT/AT			<b>26126</b>	Boot Kit		R		gs		L:118/Ø1=24/Ø2=100/with cap
4.2 quattro (220 kW)	11.98 - 01.05	AT			<b>24571</b>	Driveshaft	L	F				L:540/A:38
		AT			<b>22286</b>	Boot Kit		F		gs		L:116/Ø1=24/Ø2=70
		MT/AT			<b>26109</b>	Boot Kit		R		gs		L:124/Ø1=24/Ø2=108/with cap
S6 quattro (250 kW)	09.99 - 01.05	AT			<b>24571</b>	Driveshaft	L	F				L:540/A:38
		MT/AT			<b>26109</b>	Boot Kit		F/R		gs		L:124/Ø1=24/Ø2=108/with cap
RS6 quattro (331 kW)	07.02 - 01.05	MT/AT			<b>22286</b>	Boot Kit		F		gs		L:116/Ø1=24/Ø2=70
		MT/AT			<b>26109</b>	Boot Kit		R		gs		L:124/Ø1=24/Ø2=108/with cap
RS6 plus quattro (353 kW)	04.04 - 01.05	MT/AT			<b>22286</b>	Boot Kit		F		gs		L:116/Ø1=24/Ø2=70
		MT/AT			<b>26109</b>	Boot Kit		R		gs		L:124/Ø1=24/Ø2=108/with cap
<b>A6 / A6 AVANT (4F2, 4F5)</b>												
2.0 TFSI (125 kW)	06.05 -	MT/AT			<b>24681</b>	Joint Kit			ws		28	A:38/F:27/DF:27.9/Z
		MT/AT		TPE boot	<b>24682</b>	Boot Kit			ws			L:122/Ø1=27.7/Ø2=98.5
2.4 (130 kW)	05.04 - 10.08	MT/AT			<b>24681</b>	Joint Kit			ws		28	A:38/F:27/DF:27.9/Z
		MT/AT		TPE boot	<b>24682</b>	Boot Kit			ws			L:122/Ø1=27.7/Ø2=98.5

		Transm.	with ABS Ring		Part-No.	Description	L	F	Wheel Side	Gear Box Side	Pic. No.	Technical Specification  Further details on page I
		MT Manual AT Autom.					Left R Right	Front R Rear				




( AUDI )

( AUDI )

A6 / A6 AVANT (4F2, 4F5)												
2.4 quattro (130 kW)	01.05 - 10.08	MT/AT			24681	Joint Kit		F	ws		28	A:38/F:27/DF:27.9/Z
		MT/AT		TPE boot	24682	Boot Kit		F	ws			L:122/Ø1=27.7/Ø2=98.5
3.2 FSI (188 kW)	05.04 - 10.08	MT/AT			24681	Joint Kit			ws		28	A:38/F:27/DF:27.9/Z
		MT/AT		TPE boot	24682	Boot Kit			ws			L:122/Ø1=27.7/Ø2=98.5
3.2 FSI quattro (188 kW)	05.04 - 10.08	MT/AT			24681	Joint Kit		F	ws		28	A:38/F:27/DF:27.9/Z
		MT/AT		TPE boot	24682	Boot Kit		F	ws			L:122/Ø1=27.7/Ø2=98.5
2.0 TDI (103 kW)	07.04 - 10.08	MT/AT			24681	Joint Kit			ws		28	A:38/F:27/DF:27.9/Z
		MT/AT		TPE boot	24682	Boot Kit			ws			L:122/Ø1=27.7/Ø2=98.5
2.7 TDI (120/132 kW)	11.04 -	MT/AT			24681	Joint Kit			ws		28	A:38/F:27/DF:27.9/Z
		MT/AT		TPE boot	24682	Boot Kit			ws			L:122/Ø1=27.7/Ø2=98.5
2.7 TDI quattro (120/132 kW)	11.04 -	MT/AT			24681	Joint Kit		F	ws		28	A:38/F:27/DF:27.9/Z
		MT/AT		TPE boot	24682	Boot Kit		F	ws			L:122/Ø1=27.7/Ø2=98.5
3.0 TDI quattro (165 kW)	05.04 - 05.06	MT/AT			24681	Joint Kit		F	ws		28	A:38/F:27/DF:27.9/Z
		MT/AT		TPE boot	24682	Boot Kit		F	ws			L:122/Ø1=27.7/Ø2=98.5
A8 (4D2, 4D8)												
2.8 (120 kW)	07.95 - 03.96	MT/AT	x		22763	Joint Kit			ws		28	A:38/F:27/X/ABS:45
		MT/AT			26094	Boot Kit			ws			L:92.5/Ø1=24/Ø2=92
2.8 quattro (120 kW)	07.95 - 03.96	MT/AT	x		22763	Joint Kit		F	ws		28	A:38/F:27/X/ABS:45
		MT/AT			26094	Boot Kit		F	ws			L:92.5/Ø1=24/Ø2=92
2.8 (128 kW)	03.94 - 03.96	MT/AT	x		22763	Joint Kit			ws		28	A:38/F:27/X/ABS:45
		MT/AT			26094	Boot Kit			ws			L:92.5/Ø1=24/Ø2=92
		MT/AT			26065	Boot Kit				gs		L:88/Ø1=21/Ø2=82
2.8 quattro (128 kW)	03.94 - 03.96	MT/AT	x		22763	Joint Kit		F	ws		28	A:38/F:27/X/ABS:45
		MT/AT	x		22804	Joint Kit		R	ws		28	A:38/F:27/X/ABS:45
		MT/AT			26094	Boot Kit		F	ws			L:92.5/Ø1=24/Ø2=92
		MT/AT			26248	Boot Kit		R	ws			L:78/Ø1=21/Ø2=89
		MT/AT			26065	Boot Kit		F		gs		L:88/Ø1=21/Ø2=82
		MT/AT			26109	Boot Kit		R		gs		L:124/Ø1=24/Ø2=108/with cap
2.8 (142 kW)	04.96 - 09.02	MT/AT	x		22763	Joint Kit			ws		28	A:38/F:27/X/ABS:45
		MT/AT			26094	Boot Kit			ws			L:92.5/Ø1=24/Ø2=92
2.8 quattro (142 kW)	04.96 - 09.02	MT/AT	x		22763	Joint Kit		F	ws		28	A:38/F:27/X/ABS:45
		MT/AT			26094	Boot Kit		F	ws			L:92.5/Ø1=24/Ø2=92
3.7 (169 kW)	07.95 - 12.98	MT/AT	x		22763	Joint Kit			ws		28	A:38/F:27/X/ABS:45
		MT/AT			26094	Boot Kit			ws			L:92.5/Ø1=24/Ø2=92
3.7 quattro (169 kW)	07.95 - 11.98	MT/AT	x		22763	Joint Kit		F	ws		28	A:38/F:27/X/ABS:45
		MT/AT			26094	Boot Kit		F	ws			L:92.5/Ø1=24/Ø2=92
3.7 (191 kW)	11.98 - 09.02	MT/AT	x		22763	Joint Kit			ws		28	A:38/F:27/X/ABS:45
		MT/AT			26094	Boot Kit			ws			L:92.5/Ø1=24/Ø2=92
3.7 quattro (191 kW)	11.98 - 09.02	MT/AT	x		22763	Joint Kit		F	ws		28	A:38/F:27/X/ABS:45
		MT/AT			26094	Boot Kit		F	ws			L:92.5/Ø1=24/Ø2=92
4.2 quattro (175 kW)	02.99 - 04.00	MT/AT	x		22763	Joint Kit		F	ws		28	A:38/F:27/X/ABS:45



		MT/AT			26094	Boot Kit		F	ws			L:92.5/Ø1=24/Ø2=92
4.2 quattro (180 kW)	03.94 - 07.96	MT/AT	x		22763	Joint Kit		F	ws		28	A:38/F:27/X/ABS:45
		MT/AT			26094	Boot Kit		F	ws			L:92.5/Ø1=24/Ø2=92
4.2 quattro (228 kW)	11.98 - 09.02	MT/AT	x		22763	Joint Kit		F	ws		28	A:38/F:27/X/ABS:45
		MT/AT			26094	Boot Kit		F	ws			L:92.5/Ø1=24/Ø2=92
4.2 quattro (220 kW)	03.94 - 11.98	AT	x		22763	Joint Kit		F	ws		28	A:38/F:27/X/ABS:45
		MT/AT	x		22804	Joint Kit		R	ws		28	A:38/F:27/X/ABS:45
		AT			26094	Boot Kit		F	ws			L:92.5/Ø1=24/Ø2=92
		MT/AT			26248	Boot Kit		R	ws			L:78/Ø1=21/Ø2=89
		AT			26065	Boot Kit		F		gs		L:88/Ø1=21/Ø2=82
		MT/AT			26109	Boot Kit		R		gs		L:124/Ø1=24/Ø2=108/with cap
S8 quattro (250 kW)	07.96 - 06.99	MT/AT	x		22763	Joint Kit		F	ws		28	A:38/F:27/X/ABS:45
		MT/AT			26094	Boot Kit		F	ws			L:92.5/Ø1=24/Ø2=92
S8 quattro (265 kW)	06.99 - 09.02	MT/AT	x		22763	Joint Kit		F	ws		28	A:38/F:27/X/ABS:45
		MT/AT			26094	Boot Kit		F	ws			L:92.5/Ø1=24/Ø2=92
6.0 W12 quattro (309 kW)	01.01 - 09.02	MT/AT	x		22763	Joint Kit		F	ws		28	A:38/F:27/X/ABS:45
		MT/AT			26094	Boot Kit		F	ws			L:92.5/Ø1=24/Ø2=92
2.5 TDI (110 kW)	01.97 - 04.00	MT/AT	x		22763	Joint Kit			ws		28	A:38/F:27/X/ABS:45
		MT/AT			26094	Boot Kit			ws			L:92.5/Ø1=24/Ø2=92
2.5 TDI quattro (110 kW)	01.97 - 04.00	MT/AT	x		22763	Joint Kit		F	ws		28	A:38/F:27/X/ABS:45
		MT/AT			26094	Boot Kit		F	ws			L:92.5/Ø1=24/Ø2=92
2.5 TDI (132 kW)	09.00 - 09.02	MT/AT	x		22763	Joint Kit			ws		28	A:38/F:27/X/ABS:45
		MT/AT			26094	Boot Kit			ws			L:92.5/Ø1=24/Ø2=92
2.5 TDI quattro (132 kW)	09.00 - 09.02	MT/AT	x		22763	Joint Kit		F	ws		28	A:38/F:27/X/ABS:45
		MT/AT			26094	Boot Kit		F	ws			L:92.5/Ø1=24/Ø2=92
3.3 TDI quattro (165 kW)	06.00 - 09.02	MT/AT	x		22763	Joint Kit		F	ws		28	A:38/F:27/X/ABS:45
		MT/AT			26094	Boot Kit		F	ws			L:92.5/Ø1=24/Ø2=92
<b>A8 (4E)</b>												
3.2 FSI (191 kW)	06.05 - 07.10	MT/AT			24681	Joint Kit			ws		28	A:38/F:27/DF:27.9/Z
		MT/AT		TPE boot	24682	Boot Kit			ws			L:122/Ø1=27.7/Ø2=98.5
3.2 FSI quattro (191 kW)	06.05 - 07.10	MT/AT			24681	Joint Kit		F	ws		28	A:38/F:27/DF:27.9/Z
		MT/AT		TPE boot	24682	Boot Kit		F	ws			L:122/Ø1=27.7/Ø2=98.5
4.2 quattro (246 kW)	10.02 - 07.10	MT/AT			24681	Joint Kit		F	ws		28	A:38/F:27/DF:27.9/Z
		MT/AT		TPE boot	24682	Boot Kit		F	ws			L:122/Ø1=27.7/Ø2=98.5
6.0 W12 quattro (331 kW)	12.03 - 07.10	MT/AT			24681	Joint Kit		F	ws		28	A:38/F:27/DF:27.9/Z
		MT/AT		TPE boot	24682	Boot Kit		F	ws			L:122/Ø1=27.7/Ø2=98.5
3.0 TDI quattro (171 kW)	08.03 - 07.10	MT/AT			24681	Joint Kit		F	ws		28	A:38/F:27/DF:27.9/Z
		MT/AT		TPE boot	24682	Boot Kit		F	ws			L:122/Ø1=27.7/Ø2=98.5
<b>ALLROAD (4BH)</b>												
2.5 TDI quattro (132 kW)	05.00 - 08.05	MT			26094	Boot Kit		F	ws			L:92.5/Ø1=24/Ø2=92
		AT			21559	Boot Kit		F	ws			L:81/Ø1=22/Ø2=82
		AT			22980	Boot Kit		R	ws			L:76/Ø1=21/Ø2=90
		MT/AT			22286	Boot Kit		F		gs		L:116/Ø1=24/Ø2=70
2.7 T quattro (184 kW)	05.00 - 08.05	MT/AT			22286	Boot Kit		F		gs		L:116/Ø1=24/Ø2=70
<b>CONVERTIBLE (8G7, B4)</b>												
1.8 (92 kW)	01.97 - 08.00	MT		TPE boot	22938	Boot Kit			ws			L:112/Ø1=26/Ø2=86
1.9 TDI (66 kW)	01.97 - 08.00	MT		TPE boot	22938	Boot Kit			ws			L:112/Ø1=26/Ø2=86
		MT			23177	Boot Kit				gs		L:83/Ø1=21/Ø2=82
2.0 E (85 kW)	01.93 - 07.98	MT			22502	Driveshaft	L				2	L:582/A:33
		MT	x		22538	Driveshaft	L				2	L:582/A:33/ABS:45




		Transm. MT Manual AT Autom.	with ABS Ring		Part-No.	Description	L Left R Right	F Front R Rear	Wheel Side	Gear Box Side	Pic. No.	Technical Specification  Further details on page I
---	---	---	---------------------	--	----------	-------------	-------------------------	-------------------------	---------------	---------------------	-------------	--

( AUDI )

( AUDI )

CONVERTIBLE (8G7, B4)												
2.0 E (85 kW)	01.93 - 07.98	MT		22505	Driveshaft	R					2	L:568/A:33/Ø Joint:100
		MT	x		22537	Driveshaft	R				2	L:568/A:33/ABS:45/Ø Joint:100
		AT			22664	Joint w. Shaft	R			gs	24	L:477
		MT/AT			22551	Joint Kit			ws		28	A:33/F:30/X
		MT/AT	x		22550	Joint Kit			ws		28	A:33/F:30/X/ABS:45
		MT			22632	Joint Kit				gs	29	G:33/Ø Joint:100
		MT/AT			22555	Boot Kit			ws			L:102/Ø1=22/Ø2=83
		MT			26191	Boot Kit				gs		L:118/Ø1=28/Ø2=100/with cap
		AT		26128	Boot Kit			gs		L:88/Ø1=21/Ø2=82		
2.3 E (98 kW)	05.91 - 07.94	MT		22551	Joint Kit			ws		28	A:33/F:30/X	
		MT	x	22550	Joint Kit			ws		28	A:33/F:30/X/ABS:45	
		MT		20273	Joint Kit				gs	29	G:28	
		MT		22555	Boot Kit			ws			L:102/Ø1=22/Ø2=83	
		MT		26109	Boot Kit				gs		L:124/Ø1=24/Ø2=108/with cap	
2.6 (110 kW)	06.93 - 08.00	MT	x	22637	Driveshaft	L				3	L:581.5/A:38/ABS:45	
		MT		22641	Joint w. Shaft	L			gs	24	L:520.5	
		AT		22649	Joint w. Shaft	L			gs	24	L:423.5	
		MT		22640	Joint w. Shaft	R			gs	24	L:507	
		AT		22648	Joint w. Shaft	R			gs	24	L:472.5	
		MT/AT	x	22639	Joint Kit			ws		28	A:38/F:27/X/ABS:45	
		MT/AT		26094	Boot Kit			ws			L:92.5/Ø1=24/Ø2=92	
		MT/AT		26065	Boot Kit				gs		L:88/Ø1=21/Ø2=82	
2.8 (128 kW)	11.92 - 08.00	MT	x	22637	Driveshaft	L				3	L:581.5/A:38/ABS:45	
		MT		22641	Joint w. Shaft	L			gs	24	L:520.5	
		AT		22649	Joint w. Shaft	L			gs	24	L:423.5	
		MT		22640	Joint w. Shaft	R			gs	24	L:507	
		AT		22648	Joint w. Shaft	R			gs	24	L:472.5	
		MT/AT	x	22639	Joint Kit			ws		28	A:38/F:27/X/ABS:45	
		MT/AT		26094	Boot Kit			ws			L:92.5/Ø1=24/Ø2=92	
		MT/AT		26065	Boot Kit				gs		L:88/Ø1=21/Ø2=82	
COUPE (81, 85)												
1.8 (55 kW)	08.81 - 07.83	MT		20259	Driveshaft	L/R					1	L:625/A:22
		MT/AT		20260	Joint Kit			ws		27	A:22/F:30/X	
		MT/AT		20258	Joint Kit				gs	29	G:33/Ø Joint:94.1	
		MT/AT		26005	Boot Kit			ws			L:84/Ø1=20/Ø2=76	
		MT/AT		26062	Boot Kit				gs		L:100/Ø1=21/Ø2=94/with cap	
1.8 GT (65/66/68 kW)	09.82 - 10.88	MT		20259	Driveshaft	L/R					1	L:625/A:22
		MT/AT		20260	Joint Kit			ws		27	A:22/F:30/X	
		MT/AT		20258	Joint Kit				gs	29	G:33/Ø Joint:94.1	
		MT/AT		26005	Boot Kit			ws			L:84/Ø1=20/Ø2=76	
		MT/AT		26062	Boot Kit				gs		L:100/Ø1=21/Ø2=94/with cap	

1.8 GT (79/82 kW)	08.86 - 10.88	MT			20288	Driveshaft	L/R			1	L:623/A:22
		MT			22458	Joint Kit		ws		27	A:22/F:30/X
		MT			22545	Joint Kit			gs	29	G:33
		MT			26037	Boot Kit		ws			L:83/Ø1=22/Ø2=84
		MT			26103	Boot Kit			gs		L:118/Ø1=28/Ø2=100/with cap
1.9 (85 kW)	08.80 - 07.83	MT			20264	Driveshaft	R			1	L:593/A:22
		MT/AT			20260	Joint Kit		ws		27	A:22/F:30/X
		MT/AT			20258	Joint Kit			gs	29	G:33/Ø Joint:94.1
		MT/AT			26005	Boot Kit		ws			L:84/Ø1=20/Ø2=76
		MT/AT			26062	Boot Kit			gs		L:100/Ø1=21/Ø2=94/with cap
2.0 (85 kW)	09.83 - 07.86	MT			22473	Driveshaft	L			1	L:641/A:22
		MT/AT			22458	Joint Kit		ws		27	A:22/F:30/X
		MT/AT			22545	Joint Kit			gs	29	G:33
		MT/AT			26037	Boot Kit		ws			L:83/Ø1=22/Ø2=84
		MT/AT			26103	Boot Kit			gs		L:118/Ø1=28/Ø2=100/with cap
2.1 GT (96 kW)	09.82 - 08.84	MT			20292	Driveshaft	L			1	L:641/A:22
		MT			20294	Joint Kit		ws		27	A:22/F:25
		MT			20273	Joint Kit			gs	29	G:28
		MT			26007	Boot Kit		ws			L:80/Ø1=22/Ø2=83
		MT			26109	Boot Kit			gs		L:124/Ø1=24/Ø2=108/with cap
2.2 GT (85 kW)	07.81 - 10.87	MT			20264	Driveshaft	R			1	L:593/A:22
		MT			20260	Joint Kit		ws		27	A:22/F:30/X
		MT			20258	Joint Kit			gs	29	G:33/Ø Joint:94.1
		MT			26005	Boot Kit		ws			L:84/Ø1=20/Ø2=76
		MT			26062	Boot Kit			gs		L:100/Ø1=21/Ø2=94/with cap
2.2 GT (100 kW)	09.84 - 10.88	MT			20292	Driveshaft	L			1	L:641/A:22
		MT	x		20297	Driveshaft	R			1	L:595/A:22/ABS:96
		AT	x		22485	Driveshaft	R			1	L:574/A:22/ABS:96
		MT/AT			20294	Joint Kit		ws		27	A:22/F:25
		MT/AT			20273	Joint Kit			gs	29	G:28
		MT/AT			26007	Boot Kit		ws			L:80/Ø1=22/Ø2=83
		MT/AT			26109	Boot Kit			gs		L:124/Ø1=24/Ø2=108/with cap
<b>COUPE (89, 8B)</b>											
2.0 (85 kW)	05.89 - 12.96	MT			22502	Driveshaft	L			2	L:582/A:33
		MT	x		22538	Driveshaft	L			2	L:582/A:33/ABS:45
		MT			22505	Driveshaft	R			2	L:568/A:33/Ø Joint:100
		MT	x		22537	Driveshaft	R			2	L:568/A:33/ABS:45/Ø Joint:100
		MT/AT			22551	Joint Kit		ws		28	A:33/F:30/X
		MT/AT	x		22550	Joint Kit		ws		28	A:33/F:30/X/ABS:45
		MT/AT			22632	Joint Kit			gs	29	G:33/Ø Joint:100
		MT/AT			22555	Boot Kit		ws			L:102/Ø1=22/Ø2=83
2.0 16 V (103 kW)	08.92 - 12.96	MT/AT3			26191	Boot Kit			gs		L:118/Ø1=28/Ø2=100/with cap
		AT4			26065	Boot Kit			gs		L:88/Ø1=21/Ø2=82
		MT			22551	Joint Kit		ws		28	A:33/F:30/X
		MT	x		22550	Joint Kit		ws		28	A:33/F:30/X/ABS:45
2.0 20 V quattro (118 kW)	08.89 - 07.91	MT	x		20273	Joint Kit			gs	29	G:28
		MT			22555	Boot Kit		ws			L:102/Ø1=22/Ø2=83
		MT			26109	Boot Kit			gs		L:124/Ø1=24/Ø2=108/with cap
		MT	x		22538	Driveshaft	L	F		2	L:582/A:33/ABS:45
		MT	x		22537	Driveshaft	R	F		2	L:568/A:33/ABS:45/Ø Joint:100
		MT	x		22550	Joint Kit		F	ws	28	A:33/F:30/X/ABS:45

		Transm.	with ABS Ring		Part-No.	Description	L	F	Wheel Side	Gear Box Side	Pic. No.	Technical Specification  Further details on page I
		MT Manual AT Autom.					Left R Right	Front R Rear				

( AUDI )

( AUDI )

COUPE (89, 8B)												
2.0 20 V quattro (118 kW)	08.89 - 07.91	MT	x		22544	Joint Kit		R	ws		28	A:33/F:30/ABS:45
		MT			22545	Joint Kit		F	gs	29	G:33	
		MT			20258	Joint Kit		R	gs	29	G:33/Ø Joint:94.1	
		MT			22555	Boot Kit		F	ws		L:102/Ø1=22/Ø2=83	
		MT			22553	Boot Kit		R	ws		L:84/Ø1=20/Ø2=76	
		MT			26103	Boot Kit		F	gs		L:118/Ø1=28/Ø2=100/with cap	
		MT			26062	Boot Kit		R	gs			L:100/Ø1=21/Ø2=94/with cap
2.3 (98/100 kW)	10.88 - 12.96	MT/AT	x		22550	Joint Kit			ws		28	A:33/F:30/X/ABS:45
		MT			20273	Joint Kit			gs	29	G:28	
		MT/AT			22555	Boot Kit			ws		L:102/Ø1=22/Ø2=83	
		MT			26109	Boot Kit			gs		L:124/Ø1=24/Ø2=108/with cap	
		AT			26065	Boot Kit			gs		L:88/Ø1=21/Ø2=82	
2.3 20V (123/125 kW)	08.89 - 07.91	AT	x		22649	Joint w. Shaft	L			gs	24	L:423.5
		AT			22648	Joint w. Shaft	R		gs	24	L:472.5	
		MT/AT			22639	Joint Kit			ws	28	A:38/F:27/X/ABS:45	
		MT			20273	Joint Kit			gs	29	G:28	
		MT/AT			26094	Boot Kit			ws		L:92.5/Ø1=24/Ø2=92	
		MT			26109	Boot Kit			gs		L:124/Ø1=24/Ø2=108/with cap	
		AT			26065	Boot Kit			gs		L:88/Ø1=21/Ø2=82	
2.6 (110 kW)	08.92 - 12.96	MT	x		22637	Driveshaft	L				3	L:581.5/A:38/ABS:45
		MT			22641	Joint w. Shaft	L		gs	24	L:520.5	
		AT			22649	Joint w. Shaft	L		gs	24	L:423.5	
		MT			22640	Joint w. Shaft	R		gs	24	L:507	
		AT			22648	Joint w. Shaft	R		gs	24	L:472.5	
		MT/AT			22639	Joint Kit			ws	28	A:38/F:27/X/ABS:45	
		MT/AT			26094	Boot Kit			ws		L:92.5/Ø1=24/Ø2=92	
		MT/AT			26065	Boot Kit			gs		L:88/Ø1=21/Ø2=82	
2.8 (128 kW)	09.91 - 12.96	MT	x		22637	Driveshaft	L				3	L:581.5/A:38/ABS:45
		MT			22641	Joint w. Shaft	L		gs	24	L:520.5	
		AT			22649	Joint w. Shaft	L		gs	24	L:423.5	
		MT			22640	Joint w. Shaft	R		gs	24	L:507	
		AT			22648	Joint w. Shaft	R		gs	24	L:472.5	
		MT/AT			22639	Joint Kit			ws	28	A:38/F:27/X/ABS:45	
		MT/AT			26094	Boot Kit			ws		L:92.5/Ø1=24/Ø2=92	
		MT/AT			26065	Boot Kit			gs		L:88/Ø1=21/Ø2=82	
2.8 quattro (128 kW)	09.91 - 12.96	MT	x		22552	Joint Kit		F	ws		28	A:38/F:30/O:64/X/ABS:45
		MT			26247	Boot Kit		F	ws			L:102/Ø1=22/Ø2=83
QUATTRO (85)												
2.1 20V Turbo (225 kW)	05.84 - 07.87	MT			20273	Joint Kit		F/R		gs	29	G:28
		MT			26041	Boot Kit		F/R	ws		L:83/Ø1=24/Ø2=92	
		MT			26109	Boot Kit		F/R	gs		L:124/Ø1=24/Ø2=108/with cap	

2.1 Turbo (147 kW)	07.80 - 07.87	MT			<b>20273</b>	Joint Kit		F/R		gs	29	G:28
		MT			<b>26041</b>	Boot Kit		F/R	ws			L:83/Ø1=24/Ø2=92
		MT			<b>26109</b>	Boot Kit		F/R		gs		L:124/Ø1=24/Ø2=108/with cap
2.2 20V (162 kW)	08.89 - 07.91	MT			<b>20273</b>	Joint Kit		F/R		gs	29	G:28
		MT			<b>26041</b>	Boot Kit		F/R	ws			L:83/Ø1=24/Ø2=92
		MT			<b>26109</b>	Boot Kit		F/R		gs		L:124/Ø1=24/Ø2=108/with cap
2.2 Turbo (147 kW)	08.87 - 07.89	MT			<b>20273</b>	Joint Kit		F/R		gs	29	G:28
		MT			<b>26041</b>	Boot Kit		F/R	ws			L:83/Ø1=24/Ø2=92
		MT			<b>26109</b>	Boot Kit		F/R		gs		L:124/Ø1=24/Ø2=108/with cap
<b>Q5 (8R)</b>												
2.0 TFSI (155 kW)	11.08 -	MT6/AT7			<b>24795</b>	Driveshaft	L/R	F			3	L:528.5/A:42/Ø joint ws:88
		MT6/AT7			<b>24685</b>	Joint Kit		F	ws		28	A:42/F:33/O:76.5
		MT6/AT7		TPE boot	<b>24686</b>	Boot Kit		F	ws			L:112/Ø1=25/Ø2=88
				TPE boot, OE:1K0498201A	<b>24665</b>	Boot Kit		F		gs		L:102/Ø1=28/Ø2=67
		MT6/AT7		TPE boot	<b>24790</b>	Boot Kit		F		gs		L:104/Ø1=26/Ø2=85
3.2 FSI (199 kW)	11.08 -	AT6/AT7			<b>24796</b>	Driveshaft	L/R	F			3	L:528.5/A:42/Ø joint ws:100
		MT6/AT7			<b>24683</b>	Joint Kit		F	ws		28	A:42/F:27/O:76.5
		MT6/AT7		TPE boot	<b>24684</b>	Boot Kit		F	ws			L:120/Ø1=27/Ø2=94.5
		MT6/AT7		TPE boot	<b>24789</b>	Boot Kit		F		gs		L:106.6/Ø1=27/Ø2=89
2.0 TDI (120/125 kW)	11.08 -	MT6			<b>24795</b>	Driveshaft	L/R	F			3	L:528.5/A:42/Ø joint ws:88
		MT6			<b>24685</b>	Joint Kit		F	ws		28	A:42/F:33/O:76.5
		AT7			<b>24683</b>	Joint Kit		F	ws		28	A:42/F:27/O:76.5
		MT6		TPE boot	<b>24686</b>	Boot Kit		F	ws			L:112/Ø1=25/Ø2=88
		AT7		TPE boot	<b>24684</b>	Boot Kit		F	ws			L:120/Ø1=27/Ø2=94.5
		MT7		TPE boot	<b>24790</b>	Boot Kit		F		gs		L:104/Ø1=26/Ø2=85
		AT7		TPE boot	<b>24789</b>	Boot Kit		F		gs		L:106.6/Ø1=27/Ø2=89
3.0 TDI (155/176 kW)	11.08 -	AT6/AT7			<b>24796</b>	Driveshaft	L/R	F			3	L:528.5/A:42/Ø joint ws:100
		MT6/AT7			<b>24683</b>	Joint Kit		F	ws		28	A:42/F:27/O:76.5
		MT6/AT7		TPE boot	<b>24684</b>	Boot Kit		F	ws			L:120/Ø1=27/Ø2=94.5
		MT6/AT7		TPE boot	<b>24789</b>	Boot Kit		F		gs		L:106.6/Ø1=27/Ø2=89
<b>Q7</b>												
3.6 FSI (206 kW)	08.06 -	MT/AT			<b>24198</b>	Driveshaft	L/R	F			1	L:518/A:30
		MT/AT			<b>24515</b>	Driveshaft	L/R	R			1	L:750/A:30
4.2 FSI (257 kW)	03.06 -	MT/AT			<b>24198</b>	Driveshaft	L/R	F			1	L:518/A:30
		MT/AT			<b>24515</b>	Driveshaft	L/R	R			1	L:750/A:30
3.0 TDI (155/171/176 kW)	03.06 -	MT/AT			<b>24198</b>	Driveshaft	L/R	F			1	L:518/A:30
		MT/AT			<b>24515</b>	Driveshaft	L/R	R			1	L:750/A:30
4.2 TDI (240 kW)	03.07 -	MT/AT			<b>24462</b>	Joint Kit		F	ws		27	A:30/F:29/O:54/Z
		MT/AT			<b>24464</b>	Joint Kit		F		gs	29	G:30/Joint Ø:122/with cap
		MT/AT		TPE boot	<b>24463</b>	Boot Kit		F	ws			L:125/Ø1=30.5/Ø2=104
		MT/AT		TPE boot	<b>24465</b>	Boot Kit		F		gs		L:113/Ø1=30.5/Ø2=77.4
<b>TT (8N3)</b>												
1.8 T (110 kW)	09.02 - 06.06	MT		TPE boot	<b>23275</b>	Boot Kit				gs		L:104/Ø1=27/Ø2=71
1.8 T (120 kW)	09.05 - 06.06	MT		TPE boot	<b>23275</b>	Boot Kit				gs		L:104/Ø1=27/Ø2=71
1.8 T (132 kW)	10.98 - 06.06	MT			<b>20340</b>	Joint Kit			ws		27	A:36/F:30/DF:23.45/O:53/X
		MT			<b>26214</b>	Boot Kit			ws			L:80/Ø1=22/Ø2=83
		MT		TPE boot	<b>23275</b>	Boot Kit				gs		L:104/Ø1=27/Ø2=71
1.8 T quattro (132 kW)	10.98 - 06.06	MT		Ch.-No. - 8N-1-046000, TPE boot	<b>21522</b>	Joint Kit		F	ws		27	A:36/F:27/O:53/X
		MT		Ch.-No. - 8N-1-046000, TPE boot	<b>21524</b>	Boot Kit		F	ws			L:117/Ø1=29.5/Ø2=98
		MT		Ch.-No. - 8N-1-046000	<b>23176</b>	Boot Kit		F		gs		L:98/Ø1=24/Ø2=57

		Transm. <b>MT</b> Manual <b>AT</b> Autom.	with ABS Ring		<b>Part-No.</b>	<b>Description</b>	<b>L</b> Left <b>R</b> Right	<b>F</b> Front <b>R</b> Rear	<b>Wheel</b> <b>Side</b>	<b>Gear</b> <b>Box</b> <b>Side</b>	<b>Pic.</b> <b>No.</b>	<b>Technical Specification</b>  Further details on page I
---	---	---	---------------------	--	-----------------	--------------------	---------------------------------------	---------------------------------------	-----------------------------	--	---------------------------	---

( AUDI )

( AUDI )

<b>TT (8N3)</b>												
1.8 T quattro (132 kW)	10.98 - 06.06	MT		Ch.-No. - 8N-1-046000, TPE boot	<b>24665</b>	Boot Kit		F		gs		L:102/Ø1=28/Ø2=67
		MT		TPE boot	<b>23268</b>	Boot Kit		R		gs		L:110/Ø1=27/Ø2=100/with cap
1.8 T (140 kW)	09.05 - 06.06	MT		TPE boot	<b>23275</b>	Boot Kit				gs		L:104/Ø1=27/Ø2=71
1.8 T quattro (140 kW)	09.05 - 06.06	MT		TPE boot	<b>23268</b>	Boot Kit		R		gs		L:110/Ø1=27/Ø2=100/with cap
1.8 T quattro (165 kW)	10.98 - 06.06	MT		Ch.-No. - 8N-1-046000	<b>23769</b>	Driveshaft	L	F			1	L:517/A:36
		MT		Ch.-No. - 8N-1-046000	<b>23770</b>	Driveshaft	R	F			1	L:820/A:36/O:53
		MT		Ch.-No. - 8N-1-046000, TPE boot	<b>21522</b>	Joint Kit		F	ws		27	A:36/F:27/O:53/X
		MT		Ch.-No. - 8N-1-046000, TPE boot	<b>21524</b>	Boot Kit		F	ws			L:117/Ø1=29.5/Ø2=98
		MT		Ch.-No. - 8N-1-046000	<b>23176</b>	Boot Kit		F		gs		L:98/Ø1=24/Ø2=57
		MT		Ch.-No. - 8N-1-046000, TPE boot	<b>24665</b>	Boot Kit		F		gs		L:102/Ø1=28/Ø2=67
		MT		TPE boot	<b>23268</b>	Boot Kit		R		gs		L:110/Ø1=27/Ø2=100/with cap
1.8 T quattro (176 kW)	03.05 - 06.06	MT		TPE boot	<b>23268</b>	Boot Kit		R		gs		L:110/Ø1=27/Ø2=100/with cap
3.2 VR6 quattro (184 kW)	07.03 - 06.06	MT		TPE boot	<b>23268</b>	Boot Kit		R		gs		L:110/Ø1=27/Ø2=100/with cap
<b>TT ROADSTER (8N9)</b>												
1.8 T (110 kW)	01.01 - 06.06	MT		TPE boot	<b>23275</b>	Boot Kit				gs		L:104/Ø1=27/Ø2=71
1.8 T (120 kW)	09.05 - 06.06	MT		TPE boot	<b>23275</b>	Boot Kit				gs		L:104/Ø1=27/Ø2=71
1.8 T (132 kW)	10.99 - 06.06	MT			<b>20340</b>	Joint Kit			ws		27	A:36/F:30/DF:23.45/O:53/X
		MT			<b>26214</b>	Boot Kit			ws			L:80/Ø1=22/Ø2=83
		MT		TPE boot	<b>23275</b>	Boot Kit				gs		L:104/Ø1=27/Ø2=71
1.8 T quattro (132 kW)	02.00 - 06.06	MT		Ch.-No. - 8N-1-046000, TPE boot	<b>21522</b>	Joint Kit		F	ws		27	A:36/F:27/O:53/X
		MT		Ch.-No. - 8N-1-046000, TPE boot	<b>21524</b>	Boot Kit		F	ws			L:117/Ø1=29.5/Ø2=98
		MT		Ch.-No. - 8N-1-046000	<b>23176</b>	Boot Kit		F		gs		L:98/Ø1=24/Ø2=57
		MT		Ch.-No. - 8N-1-046000, TPE boot	<b>24665</b>	Boot Kit		F		gs		L:102/Ø1=28/Ø2=67
		MT		TPE boot	<b>23268</b>	Boot Kit		R		gs		L:110/Ø1=27/Ø2=100/with cap
1.8 T (140 kW)	09.05 - 06.06	MT		TPE boot	<b>23275</b>	Boot Kit		F		gs		L:104/Ø1=27/Ø2=71
1.8 T quattro (140 kW)	09.05 - 06.06	MT		TPE boot	<b>23268</b>	Boot Kit		R		gs		L:110/Ø1=27/Ø2=100/with cap
1.8 T quattro (165 kW)	10.99 - 06.06	MT		Ch.-No. - 8N-1-046000, TPE boot	<b>21522</b>	Joint Kit		F	ws		27	A:36/F:27/O:53/X
		MT		Ch.-No. - 8N-1-046000, TPE boot	<b>21524</b>	Boot Kit		F	ws			L:117/Ø1=29.5/Ø2=98
		MT		Ch.-No. - 8N-1-046000	<b>23176</b>	Boot Kit		F		gs		L:98/Ø1=24/Ø2=57
		MT		Ch.-No. - 8N-1-046000, TPE boot	<b>24665</b>	Boot Kit		F		gs		L:102/Ø1=28/Ø2=67
		MT		TPE boot	<b>23268</b>	Boot Kit		R		gs		L:110/Ø1=27/Ø2=100/with cap
3.2 VR6 quattro (184 kW)	07.03 - 06.06	MT		TPE boot	<b>23268</b>	Boot Kit		R		gs		L:110/Ø1=27/Ø2=100/with cap
<b>TT (8J3)</b>												
1.8 TFSI (118 kW)	06.08 -	MT		TPE boot	<b>24665</b>	Boot Kit				gs		L:102/Ø1=28/Ø2=67
2.0 TFSI (147 kW)	10.06 -	MT		TPE boot	<b>23692</b>	Boot Kit			ws			L:115/Ø1=29/Ø2=96
		MT		TPE boot	<b>24665</b>	Boot Kit				gs		L:102/Ø1=28/Ø2=67
2.0 quattro (195 kW)	05.08 -	MT		TPE boot	<b>24665</b>	Boot Kit		F		gs		L:102/Ø1=28/Ø2=67
2.0 TFSI quattro (200 kW)	06.08 -	MT		TPE boot	<b>24665</b>	Boot Kit		F		gs		L:102/Ø1=28/Ø2=67
3.2 V6 quattro (184 kW)	10.06 -	MT		TPE boot	<b>24665</b>	Boot Kit		F		gs		L:102/Ø1=28/Ø2=67
2.0 TDI quattro (125 kW)	06.08 -	MT		TPE boot	<b>24665</b>	Boot Kit		F		gs		L:102/Ø1=28/Ø2=67

<b>TT ROADSTER (8J9)</b>													
1.8 TFSI (118 kW)	06.08 -	MT		TPE boot	24665	Boot Kit				gs		L:102/Ø1=28/Ø2=67	
2.0 TFSI (147 kW)	02.07 -	MT		TPE boot	23692	Boot Kit			ws			L:115/Ø1=29/Ø2=96	
		MT		TPE boot	24665	Boot Kit				gs		L:102/Ø1=28/Ø2=67	
2.0 quattro (195 kW)	05.08 -	MT		TPE boot	24665	Boot Kit		F		gs		L:102/Ø1=28/Ø2=67	
2.0 TFSI quattro (200 kW)	06.08 -	MT		TPE boot	24665	Boot Kit		F		gs		L:102/Ø1=28/Ø2=67	
3.2 V6 quattro (184 kW)	02.07 -	MT		TPE boot	24665	Boot Kit		F		gs		L:102/Ø1=28/Ø2=67	
2.0 TDI quattro (125 kW)	06.08 -	MT		TPE boot	24665	Boot Kit		F		gs		L:102/Ø1=28/Ø2=67	
<b>V8 (44_, 4C_)</b>													
3.6 quattro (184 kW)	10.88 - 02.94	MT/AT	x		22591	Joint Kit		F	ws		28	A:38/F:27/O:59/X/ABS:45	
		MT/AT	x		22568	Joint Kit		R	ws		28	A:38/F:28/O:59/Z/ABS:45	
		MT/AT			20273	Joint Kit		R		gs	29	G:28	
		MT/AT			26094	Boot Kit		F	ws				L:92.5/Ø1=24/Ø2=92
		MT/AT			23524	Boot Kit		R	ws				L:83/Ø1=24/Ø2=92
		MT			26108	Boot Kit		F		gs			L:124/Ø1=24/Ø2=108/with cap
		AT		Ch.-No. 44-K-000001 - 4C-M-000695	26184	Boot Kit		F		gs			L:98/Ø1=24/Ø2=61
		AT		Ch.-No. 4C-M-000696 -	26065	Boot Kit		F		gs			L:88/Ø1=21/Ø2=82
		MT/AT			26109	Boot Kit		R		gs		L:124/Ø1=24/Ø2=108/with cap	
4.2 quattro (206 kW)	10.91 - 02.94	MT/AT	x		22591	Joint Kit		F	ws		28	A:38/F:27/O:59/X/ABS:45	
		MT/AT	x		22568	Joint Kit		R	ws		28	A:38/F:28/O:59/Z/ABS:45	
		MT/AT			20273	Joint Kit		R		gs	29	G:28	
		MT/AT			26094	Boot Kit		F	ws				L:92.5/Ø1=24/Ø2=92
		MT/AT			23524	Boot Kit		R	ws				L:83/Ø1=24/Ø2=92
		MT			26108	Boot Kit		F		gs			L:124/Ø1=24/Ø2=108/with cap
		AT			26065	Boot Kit		F		gs			L:88/Ø1=21/Ø2=82
				MT/AT			26109	Boot Kit		R		gs	

## AUTOBIANCHI

## AUTOBIANCHI

<b>A 112</b>												
0.9 (32 kW)	10.69 - 12.72	MT			21250	Joint Kit			ws		27	A:20/F:20/O:43/Z
		MT			26001	Boot Kit			ws			L:83/Ø1=21/Ø2=70
		MT			21251	Boot Kit				gs		L:84/Ø1=25/Ø2=64
0.9 (33 kW)	01.76 - 12.78	MT			21250	Joint Kit			ws		27	A:20/F:20/O:43/Z
		MT			26001	Boot Kit			ws			L:83/Ø1=21/Ø2=70
		MT			21251	Boot Kit				gs		L:84/Ø1=25/Ø2=64
0.9 E (34 kW)	01.73 - 12.77	MT			21250	Joint Kit			ws		27	A:20/F:20/O:43/Z
		MT			26001	Boot Kit			ws			L:83/Ø1=21/Ø2=70
		MT			21251	Boot Kit				gs		L:84/Ø1=25/Ø2=64
0.9 Junior (31 kW)	07.75 - 12.85	MT		- 12.79	21250	Joint Kit			ws		27	A:20/F:20/O:43/Z
		MT		01.80 -	21255	Joint Kit			ws		27	A:20/F:20/O:43/Z
		MT			26001	Boot Kit			ws			L:83/Ø1=21/Ø2=70
		MT		- 12.79	21251	Boot Kit				gs		L:84/Ø1=25/Ø2=64
1.0 Abarth (43 kW)	09.71 - 12.75	MT			21250	Joint Kit			ws		27	A:20/F:20/O:43/Z
		MT			26001	Boot Kit			ws			L:83/Ø1=21/Ø2=70
		MT			21251	Boot Kit				gs		L:84/Ø1=25/Ø2=64
1.0 Abarth (51 kW)	01.74 - 12.84	MT			21255	Joint Kit			ws		27	A:20/F:20/O:43/Z
		MT			26001	Boot Kit			ws			L:83/Ø1=21/Ø2=70
1.0 E,Elite,LX (35 kW)	11.77 - 12.85	MT		- 12.79	21250	Joint Kit			ws		27	A:20/F:20/O:43/Z
		MT		01.80 -	21255	Joint Kit			ws		27	A:20/F:20/O:43/Z

		Transm. <b>MT</b> Manual <b>AT</b> Autom.	with ABS Ring		<b>Part-No.</b>	<b>Description</b>	<b>L</b> Left <b>R</b> Right	<b>F</b> Front <b>R</b> Rear	<b>Wheel</b> <b>Side</b>	<b>Gear</b> <b>Box</b> <b>Side</b>	<b>Pic.</b> <b>No.</b>	<b>Technical Specification</b>  Further details on page I
---	---	---	---------------------	--	-----------------	--------------------	---------------------------------------	---------------------------------------	-----------------------------	--	---------------------------	---

## ( AUTOBIANCHI )

## ( AUTOBIANCHI )

<b>A 112</b>												
1.0 E,Elite,LX (35 kW)	11.77 - 12.85	MT			<b>26001</b>	Boot Kit			ws	gs		L:83/Ø1=21/Ø2=70
		MT		- 12.79	<b>21251</b>	Boot Kit				gs		L:84/Ø1=25/Ø2=64
1.0 Junior (35 kW)	01.82 - 12.85	MT			<b>21255</b>	Joint Kit			ws		27	A:20/F:20/O:43/Z
		MT			<b>26001</b>	Boot Kit			ws			L:83/Ø1=21/Ø2=70
<b>Y10</b>												
1.0 (33/41 kW)	03.85 - 12.95	MT		- 12.91	<b>23329</b>	Driveshaft	L				26	L:535/A:20/O:43.1/Ø Tripodroller:29.2
		MT		- 12.91	<b>23330</b>	Driveshaft	R				26	L:820/A:20/O:43.1/Ø Tripodroller:29.2
1.0 4WD (37 kW)	12.86 - 12.95	MT			<b>23329</b>	Driveshaft	L	F			26	L:535/A:20/O:43.1/Ø Tripodroller:29.2
		MT			<b>23330</b>	Driveshaft	R	F			26	L:820/A:20/O:43.1/Ø Tripodroller:29.2
1.0 Turbo (63 kW)	03.85 - 12.95	MT		- 12.91	<b>23329</b>	Driveshaft	L				26	L:535/A:20/O:43.1/Ø Tripodroller:29.2
		MT		- 12.91	<b>23330</b>	Driveshaft	R				26	L:820/A:20/O:43.1/Ø Tripodroller:29.2
1.1 (42 kW)	06.89 - 12.95	MT		- 12.91	<b>23329</b>	Driveshaft	L				26	L:535/A:20/O:43.1/Ø Tripodroller:29.2
		MT		- 12.91	<b>23330</b>	Driveshaft	R				26	L:820/A:20/O:43.1/Ø Tripodroller:29.2
1.3 i.e. GT (54/57 kW)	06.89 - 12.95	MT		- 12.91	<b>23329</b>	Driveshaft	L				26	L:535/A:20/O:43.1/Ø Tripodroller:29.2
		MT		- 12.91	<b>23330</b>	Driveshaft	R				26	L:820/A:20/O:43.1/Ø Tripodroller:29.2

## BMW

## BMW

<b>1600 GT COUPE</b>												
1.6 (77 kW)	10.67 - 05.69	MT/AT			<b>26081</b>	Boot Kit			ws	gs		L:98/Ø1=24/Ø2=97/with cap
<b>1800 - 2000</b>												
1800 (66 kW)	07.69 - 09.71	MT/AT			<b>26081</b>	Boot Kit			ws	gs		L:98/Ø1=24/Ø2=97/with cap
2000 (74 kW)	09.68 - 07.72	MT/AT			<b>26081</b>	Boot Kit			ws	gs		L:98/Ø1=24/Ø2=97/with cap
2000 1.8 (66 kW)	01.70 - 11.72	MT/AT			<b>26081</b>	Boot Kit			ws	gs		L:98/Ø1=24/Ø2=97/with cap
2000 Ti / Tilux (88 kW)	01.66 - 07.72	MT/AT		10.67 -	<b>26081</b>	Boot Kit			ws	gs		L:98/Ø1=24/Ø2=97/with cap
2000 Tii (96 kW)	12.69 - 07.72	MT/AT			<b>26081</b>	Boot Kit			ws	gs		L:98/Ø1=24/Ø2=97/with cap
<b>2500-3.3 (E3)</b>												
2500 (110 kW)	10.68 - 04.77	MT/AT			<b>20459</b>	Joint Kit			ws	gs	29	G:28
		MT/AT			<b>26145</b>	Boot Kit			ws	gs		L:82/Ø1=24/Ø2=61
2800 (125 kW)	10.68 - 07.75	MT/AT			<b>20459</b>	Joint Kit			ws	gs	29	G:28
		MT/AT			<b>26145</b>	Boot Kit			ws	gs		L:82/Ø1=24/Ø2=61
2.8 L (125 kW)	02.75 - 04.77	MT/AT			<b>20459</b>	Joint Kit			ws	gs	29	G:28
		MT/AT			<b>26145</b>	Boot Kit			ws	gs		L:82/Ø1=24/Ø2=61
3.0 L (132 kW)	02.75 - 04.77	MT/AT			<b>20459</b>	Joint Kit			ws	gs	29	G:28
		MT/AT			<b>26145</b>	Boot Kit			ws	gs		L:82/Ø1=24/Ø2=61
3.0 S (132 kW)	05.71 - 04.77	MT/AT			<b>20459</b>	Joint Kit			ws	gs	29	G:28
		MT/AT			<b>26145</b>	Boot Kit			ws	gs		L:82/Ø1=24/Ø2=61
3.0 Si (143 kW)	10.75 - 04.77	MT/AT			<b>20459</b>	Joint Kit			ws	gs	29	G:28
		MT/AT			<b>26145</b>	Boot Kit			ws	gs		L:82/Ø1=24/Ø2=61
3.0 Si (147 kW)	07.71 - 09.75	MT/AT			<b>20459</b>	Joint Kit			ws	gs	29	G:28



		MT/AT				26145	Boot Kit			ws	gs		L:82/Ø1=24/Ø2=61
3.2 Li (147 kW)	10.75 - 04.77	MT/AT				20459	Joint Kit			ws	gs	29	G:28
		MT/AT				26145	Boot Kit			ws	gs		L:82/Ø1=24/Ø2=61
3.3 L (140 kW)	01.74 - 09.76	MT/AT				20459	Joint Kit			ws	gs	29	G:28
		MT/AT				26145	Boot Kit			ws	gs		L:82/Ø1=24/Ø2=61
<b>2000-3.2 COUPE (E9)</b>													
2.5 CS (110 kW)	09.74 - 03.76	MT/AT				20459	Joint Kit			ws	gs	29	G:28
		MT/AT				26145	Boot Kit			ws	gs		L:82/Ø1=24/Ø2=61
2800 CS (125 kW)	01.69 - 04.71	MT/AT				20459	Joint Kit			ws	gs	29	G:28
		MT/AT				26145	Boot Kit			ws	gs		L:82/Ø1=24/Ø2=61
3.0 CS (132 kW)	05.71 - 03.76	MT/AT				20459	Joint Kit			ws	gs	29	G:28
		MT/AT				26145	Boot Kit			ws	gs		L:82/Ø1=24/Ø2=61
3.0 Csi (147 kW)	07.71 - 03.76	MT/AT				20459	Joint Kit			ws	gs	29	G:28
		MT/AT				26145	Boot Kit			ws	gs		L:82/Ø1=24/Ø2=61
<b>1502 - 2002 (E10)</b>													
1502 1.6 (55 kW)	01.75 - 07.77	MT/AT				26081	Boot Kit			ws	gs		L:98/Ø1=24/Ø2=97/with cap
1600/2 (63 kW)	12.67 - 12.71	MT/AT				26081	Boot Kit			ws	gs		L:98/Ø1=24/Ø2=97/with cap
1600 Ti (77 kW)	09.67 - 11.69	MT/AT				26081	Boot Kit			ws	gs		L:98/Ø1=24/Ø2=97/with cap
1602 (63 kW)	04.71 - 07.75	MT/AT				26081	Boot Kit			ws	gs		L:98/Ø1=24/Ø2=97/with cap
1802 (66 kW)	05.71 - 07.75	MT/AT				26081	Boot Kit			ws	gs		L:98/Ø1=24/Ø2=97/with cap
2002 (74 kW)	02.68 - 07.75	MT/AT				26081	Boot Kit			ws	gs		L:98/Ø1=24/Ø2=97/with cap
2002 Ti (88 kW)	06.68 - 04.72	MT/AT				26081	Boot Kit			ws	gs		L:98/Ø1=24/Ø2=97/with cap
2002 Tii (96 kW)	05.71 - 07.75	MT/AT				26081	Boot Kit			ws	gs		L:98/Ø1=24/Ø2=97/with cap
2002 Turbo (125 kW)	01.74 - 07.75	MT/AT				26081	Boot Kit			ws	gs		L:98/Ø1=24/Ø2=97/with cap
<b>1600 - 2002 TOURING (E6)</b>													
1600 (63 kW)	05.71 - 04.73	MT/AT				26081	Boot Kit			ws	gs		L:98/Ø1=24/Ø2=97/with cap
1802 (66 kW)	05.71 - 07.75	MT/AT				26081	Boot Kit			ws	gs		L:98/Ø1=24/Ø2=97/with cap
2002 (74 kW)	05.71 - 07.75	MT/AT				26081	Boot Kit			ws	gs		L:98/Ø1=24/Ø2=97/with cap
2002 Tii (96 kW)	01.71 - 07.75	MT/AT				26081	Boot Kit			ws	gs		L:98/Ø1=24/Ø2=97/with cap
<b>1 (E81, E87)</b>													
116 i (85 kW)	09.04 -	MT	x	- 09.05		24123	Driveshaft	L				1	L:635/A:27/ABS:48
		MT	x	09.05 -		24135	Driveshaft	L				1	A:27/ABS:48
		AT	x			24123	Driveshaft	L				1	L:635/A:27/ABS:48
		MT	x	- 09.05		24122	Driveshaft	R				1	L:670/A:27/ABS:48
		MT	x	09.05 -		24134	Driveshaft	R				1	A:27/ABS:48
		AT	x			24122	Driveshaft	R				1	L:670/A:27/ABS:48
		MT		- 09.05		24140	Boot Kit			ws			L:78.5/Ø1=26/Ø2=46.5
		MT		09.05 -		24147	Boot Kit			ws			L:78.5/Ø1=31/Ø2=46.5
		AT				24140	Boot Kit			ws			L:78.5/Ø1=26/Ø2=46.5
		MT		- 09.05		24139	Boot Kit				gs		L:109.5/Ø1=26/Ø2=93.5/with cap
		MT		09.05 -		24146	Boot Kit				gs		L:111/Ø1=31/Ø2=94/with cap
		AT				24139	Boot Kit				gs		L:109.5/Ø1=26/Ø2=93.5/with cap
118 (95 kW)	09.04 -	MT	x			24123	Driveshaft	L				1	L:635/A:27/ABS:48
		MT	x			24122	Driveshaft	R				1	L:670/A:27/ABS:48
		MT				24140	Boot Kit			ws			L:78.5/Ø1=26/Ø2=46.5
		MT				24139	Boot Kit				gs		L:109.5/Ø1=26/Ø2=93.5/with cap
120 i (110 kW)	09.04 -	MT	x	- 09.05		24133	Driveshaft	L				1	L:630/A:27/ABS:48
		MT	x	09.05 -		24123	Driveshaft	L				1	L:635/A:27/ABS:48
		AT	x			24123	Driveshaft	L				1	L:635/A:27/ABS:48

		Transm.	with ABS Ring		Part-No.	Description	L	F	Wheel Side	Gear Box Side	Pic. No.	Technical Specification  Further details on page I
		MT Manual AT Autom.					Left R Right	Front R Rear				

( BMW )

( BMW )

<b>1 (E81, E87)</b>													
120 i (110 kW)	09.04 -	MT	x	- 09.05	<b>24132</b>	Driveshaft	R				1	L:670/A:27/ABS:48	
		MT	x	09.05 -	<b>24122</b>	Driveshaft	R				1	L:670/A:27/ABS:48	
		AT	x		<b>24122</b>	Driveshaft	R				1	L:670/A:27/ABS:48	
		MT		- 09.05	<b>24143</b>	Boot Kit			ws				L:78.5/Ø1=31/Ø2=52
		MT		09.05 -	<b>24140</b>	Boot Kit			ws				L:78.5/Ø1=26/Ø2=46.5
		AT			<b>24140</b>	Boot Kit			ws				L:78.5/Ø1=26/Ø2=46.5
		MT		- 09.05	<b>24142</b>	Boot Kit				gs			L:111/Ø1=31/Ø2=102/with cap
		MT		09.05 -	<b>24139</b>	Boot Kit				gs			L:109.5/Ø1=26/Ø2=93.5/with cap
		AT			<b>24139</b>	Boot Kit				gs			L:109.5/Ø1=26/Ø2=93.5/with cap
130 i (195 kW)	09.05 -	MT			<b>24127</b>	Driveshaft	L				1	L:635/A:30	
		AT		- 01.06	<b>24129</b>	Driveshaft	L				1	L:635/A:30	
		AT		01.06 -	<b>24137</b>	Driveshaft	L				1	L:630/A:30	
		MT			<b>24126</b>	Driveshaft	R				1	L:689.7/A:30	
		AT		- 01.06	<b>24128</b>	Driveshaft	R				1	L:689.7/A:30	
		AT		01.06 -	<b>24136</b>	Driveshaft	R				1	L:675/A:30	
		MT			<b>24143</b>	Boot Kit			ws				L:78.5/Ø1=31/Ø2=52
		AT		- 01.06	<b>24145</b>	Boot Kit			ws				L:78.5/Ø1=31/Ø2=52
		AT		01.06 -	<b>24138</b>	Boot Kit			ws				L:78/Ø1=27/Ø2=51.5
		MT			<b>24142</b>	Boot Kit				gs			L:111/Ø1=31/Ø2=102/with cap
		AT		- 01.06	<b>24142</b>	Boot Kit				gs			L:111/Ø1=31/Ø2=102/with cap
		AT		01.06 -	<b>24141</b>	Boot Kit				gs			L:111/Ø1=26/Ø2=102/with cap
		118 d (90 kW)	09.04 -	MT	x		<b>24125</b>	Driveshaft	L				1
MT	x				<b>24124</b>	Driveshaft	R				1	A:27ABS:48	
MT					<b>24140</b>	Boot Kit			ws			L:78.5/Ø1=26/Ø2=46.5	
MT					<b>24139</b>	Boot Kit				gs		L:109.5/Ø1=26/Ø2=93.5/with cap	
120 d (120 kW)	09.04 -	MT	x		<b>24130</b>	Driveshaft	L				1	L:615/A:27/ABS:48	
		MT	x		<b>24131</b>	Driveshaft	R				1	L:670/A:27/ABS:48	
		MT			<b>24138</b>	Boot Kit			ws			L:78/Ø1=27/Ø2=51.5	
		MT			<b>24141</b>	Boot Kit				gs		L:111/Ø1=26/Ø2=102/with cap	
123 d (150 kW)	10.07 -	AT			<b>24774</b>	Driveshaft	L				1	L:620/A:30	
		MT			<b>24775</b>	Driveshaft	R				1	L:680/A:30	
<b>1 COUPE (E82)</b>													
123 d (150 kW)	10.07 -	AT			<b>24774</b>	Driveshaft	L				1	L:620/A:30	
		MT			<b>24775</b>	Driveshaft	R				1	L:680/A:30	
<b>1 CONVERTIBLE (E88)</b>													
123 d (150 kW)	09.08 -	AT			<b>24774</b>	Driveshaft	L				1	L:620/A:30	
		MT			<b>24775</b>	Driveshaft	R				1	L:680/A:30	
<b>3 (E21)</b>													
315 (55 kW)	03.81 - 03.84	MT/AT			<b>26078</b>	Boot Kit			ws	gs		L:100/Ø1=24/Ø2=100	
316 (66 kW)	08.75 - 08.82	MT/AT		- 08.78	<b>26081</b>	Boot Kit			ws	gs		L:98/Ø1=24/Ø2=97/with cap	

		MT/AT		09.79 -	<b>26078</b>	Boot Kit			ws	gs		L:100/Ø1=24/Ø2=100
318 (72 kW)	08.75 - 08.80	MT/AT		- 08.78	<b>26081</b>	Boot Kit			ws	gs		L:98/Ø1=24/Ø2=97/with cap
		MT/AT		09.79 -	<b>26078</b>	Boot Kit			ws	gs		L:100/Ø1=24/Ø2=100
318 i (77 kW)	11.79 - 08.82	MT/AT			<b>26078</b>	Boot Kit			ws	gs		L:100/Ø1=24/Ø2=100
320 (80 kW)	08.75 - 08.77	MT/AT			<b>26081</b>	Boot Kit			ws	gs		L:98/Ø1=24/Ø2=97/with cap
320/6 (90 kW)	09.77 - 08.82	MT/AT		- 08.78	<b>26081</b>	Boot Kit			ws	gs		L:98/Ø1=24/Ø2=97/with cap
		MT/AT		09.79 -	<b>26078</b>	Boot Kit			ws	gs		L:100/Ø1=24/Ø2=100
320 i (92 kW)	10.75 - 08.77	MT/AT			<b>26081</b>	Boot Kit			ws	gs		L:98/Ø1=24/Ø2=97/with cap
323 i (105 kW)	01.78 - 08.82	MT/AT		- 08.78	<b>26081</b>	Boot Kit			ws	gs		L:98/Ø1=24/Ø2=97/with cap
		MT/AT		09.79 -	<b>26078</b>	Boot Kit			ws	gs		L:100/Ø1=24/Ø2=100

### 3 (E30)

315 (55 kW)	09.82 - 10.83	MT/AT			<b>20430</b>	Driveshaft	L/R				14	L:583.5/A:27
		MT/AT	x		<b>20463</b>	Driveshaft	L/R				14	L:583.5/A:27/ABS:48
		MT/AT			<b>26144</b>	Boot Kit				gs		L:94/Ø1=22/Ø2=100/with cap
316 (66 kW)	09.82 - 12.87	MT/AT			<b>20430</b>	Driveshaft	L/R				14	L:583.5/A:27
		MT/AT	x		<b>20463</b>	Driveshaft	L/R				14	L:583.5/A:27/ABS:48
		MT/AT			<b>26144</b>	Boot Kit				gs		L:94/Ø1=22/Ø2=100/with cap
316 (Ecotronic) (66 kW)	09.83 - 12.90	MT/AT			<b>20430</b>	Driveshaft	L/R				14	L:583.5/A:27
		MT/AT	x		<b>20463</b>	Driveshaft	L/R				14	L:583.5/A:27/ABS:48
		MT/AT			<b>26144</b>	Boot Kit				gs		L:94/Ø1=22/Ø2=100/with cap
316 i (73 kW)	09.87 - 06.91	MT/AT			<b>20430</b>	Driveshaft	L/R				14	L:583.5/A:27
		MT/AT	x		<b>20463</b>	Driveshaft	L/R				14	L:583.5/A:27/ABS:48
		MT/AT			<b>26144</b>	Boot Kit				gs		L:94/Ø1=22/Ø2=100/with cap
316 i 1.8 (75 kW)	08.87 - 08.88	MT/AT			<b>20430</b>	Driveshaft	L/R				14	L:583.5/A:27
		MT/AT	x		<b>20463</b>	Driveshaft	L/R				14	L:583.5/A:27/ABS:48
		MT/AT			<b>26144</b>	Boot Kit				gs		L:94/Ø1=22/Ø2=100/with cap
316 i (75 kW)	07.88 - 06.91	MT/AT			<b>20430</b>	Driveshaft	L/R				14	L:583.5/A:27
		MT/AT	x		<b>20463</b>	Driveshaft	L/R				14	L:583.5/A:27/ABS:48
		MT/AT			<b>26144</b>	Boot Kit				gs		L:94/Ø1=22/Ø2=100/with cap
318 i (75 kW)	12.84 - 08.88	MT/AT			<b>20430</b>	Driveshaft	L/R				14	L:583.5/A:27
		MT/AT	x		<b>20463</b>	Driveshaft	L/R				14	L:583.5/A:27/ABS:48
		MT/AT			<b>26144</b>	Boot Kit				gs		L:94/Ø1=22/Ø2=100/with cap
318 i (77 kW)	09.82 - 08.87	MT/AT			<b>20430</b>	Driveshaft	L/R				14	L:583.5/A:27
		MT/AT	x		<b>20463</b>	Driveshaft	L/R				14	L:583.5/A:27/ABS:48
		MT/AT			<b>26144</b>	Boot Kit				gs		L:94/Ø1=22/Ø2=100/with cap
318 i (83 kW)	09.87 - 10.93	MT/AT			<b>20430</b>	Driveshaft	L/R				14	L:583.5/A:27
		MT/AT	x		<b>20463</b>	Driveshaft	L/R				14	L:583.5/A:27/ABS:48
		MT/AT			<b>26144</b>	Boot Kit				gs		L:94/Ø1=22/Ø2=100/with cap
318 i (85 kW)	09.87 - 06.91	MT/AT			<b>20430</b>	Driveshaft	L/R				14	L:583.5/A:27
		MT/AT	x		<b>20463</b>	Driveshaft	L/R				14	L:583.5/A:27/ABS:48
		MT/AT			<b>26144</b>	Boot Kit				gs		L:94/Ø1=22/Ø2=100/with cap
318 is (100 kW)	09.89 - 08.91	MT/AT			<b>20430</b>	Driveshaft	L/R				14	L:583.5/A:27
		MT/AT	x		<b>20463</b>	Driveshaft	L/R				14	L:583.5/A:27/ABS:48
		MT/AT			<b>26144</b>	Boot Kit				gs		L:94/Ø1=22/Ø2=100/with cap
320 i (92 kW)	09.82 - 12.85	MT/AT			<b>20430</b>	Driveshaft	L/R				14	L:583.5/A:27
		MT/AT	x		<b>20463</b>	Driveshaft	L/R				14	L:583.5/A:27/ABS:48
		MT/AT			<b>26144</b>	Boot Kit				gs		L:94/Ø1=22/Ø2=100/with cap
320 i (95 kW)	12.85 - 10.93	MT/AT			<b>20430</b>	Driveshaft	L/R				14	L:583.5/A:27
		MT/AT	x		<b>20463</b>	Driveshaft	L/R				14	L:583.5/A:27/ABS:48
		MT/AT			<b>26144</b>	Boot Kit				gs		L:94/Ø1=22/Ø2=100/with cap
320 i (110 kW)	12.85 - 06.90	MT/AT			<b>20430</b>	Driveshaft	L/R				14	L:583.5/A:27

		Transm.	with ABS Ring		Part-No.	Description	L	F	Wheel Side	Gear Box Side	Pic. No.	Technical Specification  Further details on page I
		MT Manual AT Autom.					Left R Right	Front R Rear				

( BMW )

( BMW )

3 (E30)												
320 i (110 kW)	12.85 - 06.90	MT/AT MT/AT	x		20463 26144	Driveshaft Boot Kit	L/R			gs	14	L:583.5/A:27/ABS:48 L:94/Ø1=22/Ø2=100/with cap
323 i (102 kW)	09.82 - 08.83	MT/AT MT/AT MT/AT	x		20430 20463 26144	Driveshaft Driveshaft Boot Kit	L/R L/R			gs	14	L:583.5/A:27 L:583.5/A:27/ABS:48 L:94/Ø1=22/Ø2=100/with cap
323 i (110 kW)	09.83 - 08.86	MT/AT MT/AT MT/AT	x		20430 20463 26144	Driveshaft Driveshaft Boot Kit	L/R L/R			gs	14	L:583.5/A:27 L:583.5/A:27/ABS:48 L:94/Ø1=22/Ø2=100/with cap
324 d (63 kW)	09.85 - 08.91	MT MT AT AT MT/AT	x	01.89 - 01.89 -	20430 20463 20430 20463 26144	Driveshaft Driveshaft Driveshaft Driveshaft Boot Kit	L/R L/R L/R L/R			gs	14	L:583.5/A:27 L:583.5/A:27/ABS:48 L:583.5/A:27 L:583.5/A:27/ABS:48 L:94/Ø1=22/Ø2=100/with cap
324 td (85 kW)	09.87 - 08.91	MT/AT MT/AT MT/AT MT/AT	x		23568 23564 20542 26116	Driveshaft Driveshaft Joint Kit Boot Kit	L/R L/R			gs gs	14 29	L:583.5/A:27 L:583.5/A:27/ABS:48 G:25 L:94/Ø1=22/Ø2=100/with cap
325 e 2.7 (90 kW)	10.83 - 12.88	MT/AT MT/AT	x		20430 20463	Driveshaft Driveshaft	L/R L/R				14	L:583.5/A:27 L:583.5/A:27/ABS:48
325 e 2.7 (95 kW)	01.85 - 08.87	MT/AT MT/AT	x		20430 20463	Driveshaft Driveshaft	L/R L/R				14	L:583.5/A:27 L:583.5/A:27/ABS:48
325 i (125 kW)	12.86 - 10.93	MT/AT MT/AT MT/AT	x		23564 20542 26116	Driveshaft Joint Kit Boot Kit	L/R			gs gs	14 29	L:583.5/A:27/ABS:48 G:25 L:94/Ø1=22/Ø2=100/with cap
325 i (126 kW)	09.83 - 11.89	MT/AT MT/AT MT/AT MT/AT	x		23568 23564 20542 26116	Driveshaft Driveshaft Joint Kit Boot Kit	L/R L/R			gs	14	L:583.5/A:27 L:583.5/A:27/ABS:48 G:25 L:94/Ø1=22/Ø2=100/with cap
325 i X (125 kW)	12.86 - 08.91	MT/AT MT/AT MT/AT MT/AT	x		20463 26014 26119 26144	Driveshaft Boot Kit Boot Kit Boot Kit	L/R	R F F R	ws	gs gs	14	L:583.5/A:27/ABS:48 L:103/Ø1=20/Ø2=76 L:133/Ø1=23/Ø2=78 L:94/Ø1=22/Ø2=100/with cap
325 i X (126 kW)	03.86 - 12.87	MT/AT MT/AT MT/AT MT/AT	x		20463 26014 26119 26144	Driveshaft Boot Kit Boot Kit Boot Kit	L/R	R F F R	ws	gs gs	14	L:583.5/A:27/ABS:48 L:103/Ø1=20/Ø2=76 L:133/Ø1=23/Ø2=78 L:94/Ø1=22/Ø2=100/with cap
M3 2.3 (143 kW)	07.86 - 06.91	MT/AT MT/AT MT/AT	x		23564 20542 26116	Driveshaft Joint Kit Boot Kit	L/R			gs gs	14 29	L:583.5/A:27/ABS:48 G:25 L:94/Ø1=22/Ø2=100/with cap
M3 2.3 (147 kW)	02.87 - 05.89	MT/AT MT/AT	x		23564 20542	Driveshaft Joint Kit	L/R			gs	14 29	L:583.5/A:27/ABS:48 G:25

		MT/AT			26116	Boot Kit				gs		L:94/Ø1=22/Ø2=100/with cap
M3 2.3 (158 kW)	06.89 - 06.91	MT/AT	x		23564	Driveshaft	L/R			gs	14	L:583.5/A:27/ABS:48
		MT/AT			20542	Joint Kit				gs	29	G:25
		MT/AT			26116	Boot Kit				gs		L:94/Ø1=22/Ø2=100/with cap
<b>3 TOURING (E30)</b>												
316 i (73/75 kW)	09.91 - 06.94	MT			23568	Driveshaft	L/R				14	L:583.5/A:27
		MT	x		23564	Driveshaft	L/R				14	L:583.5/A:27/ABS:48
		AT			20430	Driveshaft	L/R				14	L:583.5/A:27
		AT	x		20463	Driveshaft	L/R				14	L:583.5/A:27/ABS:48
		MT			20542	Joint Kit				gs	29	G:25
		MT			26116	Boot Kit				gs		L:94/Ø1=22/Ø2=100/with cap
		AT			26144	Boot Kit				gs		L:94/Ø1=22/Ø2=100/with cap
318 i (83 kW)	04.89 - 06.94	MT			23568	Driveshaft	L/R				14	L:583.5/A:27
		MT	x		23564	Driveshaft	L/R				14	L:583.5/A:27/ABS:48
		AT			20430	Driveshaft	L/R				14	L:583.5/A:27
		AT	x		20463	Driveshaft	L/R				14	L:583.5/A:27/ABS:48
		MT			20542	Joint Kit				gs	29	G:25
		MT			26116	Boot Kit				gs		L:94/Ø1=22/Ø2=100/with cap
		AT			26144	Boot Kit				gs		L:94/Ø1=22/Ø2=100/with cap
318 i (85 kW)	09.87 - 06.91	MT			23568	Driveshaft	L/R				14	L:583.5/A:27
		MT	x		23564	Driveshaft	L/R				14	L:583.5/A:27/ABS:48
		AT			20430	Driveshaft	L/R				14	L:583.5/A:27
		AT	x		20463	Driveshaft	L/R				14	L:583.5/A:27/ABS:48
		MT			20542	Joint Kit				gs	29	G:25
		MT			26116	Boot Kit				gs		L:94/Ø1=22/Ø2=100/with cap
		AT			26144	Boot Kit				gs		L:94/Ø1=22/Ø2=100/with cap
320 i (95 kW)	01.88 - 12.91	MT			23568	Driveshaft	L/R				14	L:583.5/A:27
		MT	x		23564	Driveshaft	L/R				14	L:583.5/A:27/ABS:48
		AT			20430	Driveshaft	L/R				14	L:583.5/A:27
		AT	x		20463	Driveshaft	L/R				14	L:583.5/A:27/ABS:48
		MT			20542	Joint Kit				gs	29	G:25
		MT			26116	Boot Kit				gs		L:94/Ø1=22/Ø2=100/with cap
		AT			26144	Boot Kit				gs		L:94/Ø1=22/Ø2=100/with cap
324 td (85 kW)	01.88 - 06.93	MT/AT			23568	Driveshaft	L/R				14	L:583.5/A:27
		MT/AT	x		23564	Driveshaft	L/R				14	L:583.5/A:27/ABS:48
		MT/AT			20542	Joint Kit				gs	29	G:25
		MT/AT			26116	Boot Kit				gs		L:94/Ø1=22/Ø2=100/with cap
325 i (125 kW)	07.87 - 03.93	MT/AT	x		23564	Driveshaft	L/R				14	L:583.5/A:27/ABS:48
		MT/AT			20542	Joint Kit				gs	29	G:25
		MT/AT			26116	Boot Kit				gs		L:94/Ø1=22/Ø2=100/with cap
325 i X (125 kW)	06.88 - 10.93	MT/AT	x		20463	Driveshaft	L/R	R			14	L:583.5/A:27/ABS:48
		MT/AT			26014	Boot Kit		F	ws			L:103/Ø1=20/Ø2=76
		MT/AT			26119	Boot Kit		F		gs		L:133/Ø1=23/Ø2=78
		MT/AT			26144	Boot Kit		R		gs		L:94/Ø1=22/Ø2=100/with cap
<b>3 (E36)</b>												
316 i (73 kW)	09.90 - 09.93	MT/AT	x		21998	Driveshaft	L/R				14	L:635/A:27/ABS:48
		MT/AT			21989	Joint Kit				gs	29	
		MT/AT			26073	Boot Kit				gs		L:108/Ø1=23/Ø2=94/with cap
316 i (75 kW)	09.90 - 04.99	MT/AT	x		21998	Driveshaft	L/R				14	L:635/A:27/ABS:48
		MT/AT			21989	Joint Kit				gs	29	




		Transm.	with ABS Ring		Part-No.	Description	L	F	Wheel Side	Gear Box Side	Pic. No.	Technical Specification  Further details on page I
		MT Manual AT Autom.					Left R Right	Front R Rear				

( BMW )

( BMW )

<b>3 (E36)</b>												
316 i (75 kW)	09.90 - 04.99	MT/AT			<b>26073</b>	Boot Kit				gs		L:108/Ø1=23/Ø2=94/with cap
318 i (83/85 kW)	11.90 - 12.90	MT/AT			<b>21996</b>	Driveshaft	L/R				14	L:617
		MT/AT			<b>21985</b>	Joint w. Shaft	L/R		ws		25	
		MT/AT	x		<b>21986</b>	Joint w. Shaft	L/R		ws		25	ABS:48
		MT/AT			<b>26073</b>	Boot Kit				gs		L:108/Ø1=23/Ø2=94/with cap
318 i (83 kW)	12.90 - 10.93	MT/AT	x		<b>21998</b>	Driveshaft	L/R				14	L:635/A:27/ABS:48
		MT/AT			<b>21989</b>	Joint Kit				gs	29	
		MT/AT			<b>26073</b>	Boot Kit				gs		L:108/Ø1=23/Ø2=94/with cap
318 i (85 kW)	10.93 - 04.99	MT/AT	x		<b>21998</b>	Driveshaft	L/R				14	L:635/A:27/ABS:48
		MT/AT			<b>21989</b>	Joint Kit				gs	29	
		MT/AT			<b>26073</b>	Boot Kit				gs		L:108/Ø1=23/Ø2=94/with cap
318 is (103 kW)	03.92 - 04.99	MT/AT	x		<b>21998</b>	Driveshaft	L/R				14	L:635/A:27/ABS:48
		MT/AT			<b>21989</b>	Joint Kit				gs	29	
		MT/AT			<b>26073</b>	Boot Kit				gs		L:108/Ø1=23/Ø2=94/with cap
320 i (110 kW)	09.90 - 04.99	MT/AT	x		<b>21998</b>	Driveshaft	L/R				14	L:635/A:27/ABS:48
		MT/AT			<b>21989</b>	Joint Kit				gs	29	
		MT/AT			<b>26073</b>	Boot Kit				gs		L:108/Ø1=23/Ø2=94/with cap
323 i 2.5 (125 kW)	03.95 - 04.99	AT	x		<b>22000</b>	Driveshaft	L/R				14	L:614/ABS:48
		AT			<b>21992</b>	Joint Kit				gs	29	G:25/Ø Joint:100
		AT			<b>26075</b>	Boot Kit				gs		L:102/Ø1=23/Ø2=100/with cap
325 i (141 kW)	09.90 - 04.99	MT/AT	x	12.90 - - 12.90	<b>22000</b>	Driveshaft	L/R				14	L:614/ABS:48
		MT/AT			<b>21991</b>	Joint Kit				gs	29	
		MT/AT		12.90 -	<b>21992</b>	Joint Kit				gs	29	G:25/Ø Joint:100
		MT/AT			<b>26075</b>	Boot Kit				gs		L:102/Ø1=23/Ø2=100/with cap
325 td (85 kW)	09.91 - 02.98	MT/AT	x		<b>22000</b>	Driveshaft	L/R				14	L:614/ABS:48
		MT/AT			<b>21992</b>	Joint Kit				gs	29	G:25/Ø Joint:100
		MT/AT			<b>26075</b>	Boot Kit				gs		L:102/Ø1=23/Ø2=100/with cap
325 tds (105 kW)	05.93 - 02.98	MT/AT	x		<b>22000</b>	Driveshaft	L/R				14	L:614/ABS:48
		MT/AT			<b>21992</b>	Joint Kit				gs	29	G:25/Ø Joint:100
		MT/AT			<b>26075</b>	Boot Kit				gs		L:102/Ø1=23/Ø2=100/with cap
328 i (142 kW)	01.95 - 04.99	AT	x		<b>22000</b>	Driveshaft	L/R				14	L:614/ABS:48
		AT			<b>21992</b>	Joint Kit				gs	29	G:25/Ø Joint:100
		AT			<b>26075</b>	Boot Kit				gs		L:102/Ø1=23/Ø2=100/with cap
M3 3.0 (210 kW)	10.92 - 10.95	MT/AT			<b>26268</b>	Boot Kit			ws			L:85/Ø1=27/Ø2=97
		MT/AT			<b>26269</b>	Boot Kit				gs		L:94/Ø1=25/Ø2=108/with cap
<b>3 COMPACT (E36)</b>												
316 i (75 kW)	03.94 - 08.00	MT/AT			<b>21989</b>	Joint Kit				gs	29	
		MT/AT			<b>26073</b>	Boot Kit				gs		L:108/Ø1=23/Ø2=94/with cap
316 i (77 kW)	12.98 - 08.00	MT/AT			<b>23180</b>	Boot Kit				gs		L:74/Ø1=22/Ø2=52
316 g (75 kW)	12.95 - 08.00	MT/AT			<b>23180</b>	Boot Kit				gs		L:74/Ø1=22/Ø2=52
318 tds (66 kW)	01.95 - 08.00	MT/AT			<b>21989</b>	Joint Kit				gs	29	

		MT/AT				26073	Boot Kit				gs		L:108/Ø1=23/Ø2=94/with cap
318 ti (103 kW)	11.94 - 08.00	MT/AT				21989	Joint Kit				gs	29	
		MT/AT				26073	Boot Kit				gs		L:108/Ø1=23/Ø2=94/with cap
<b>3 TOURING (E36)</b>													
316 i (75 kW)	01.96 - 10.99	MT/AT				23180	Boot Kit				gs		L:74/Ø1=22/Ø2=52
318 i (85 kW)	07.95 - 10.99	MT/AT	x			21998	Driveshaft	L/R				14	L:635/A:27/ABS:48
		MT/AT				21989	Joint Kit				gs	29	
		MT/AT				26073	Boot Kit				gs		L:108/Ø1=23/Ø2=94/with cap
318 tds (66 kW)	01.95 - 10.99	MT/AT	x			21998	Driveshaft	L/R				14	L:635/A:27/ABS:48
		MT/AT				21989	Joint Kit				gs	29	
		MT/AT				26073	Boot Kit				gs		L:108/Ø1=23/Ø2=94/with cap
320 i (110 kW)	01.95 - 10.99	MT	x			22000	Driveshaft	L/R				14	L:614/ABS:48
		AT	x			21998	Driveshaft	L/R				14	L:635/A:27/ABS:48
		MT				21992	Joint Kit				gs	29	G:25/Ø Joint:100
		AT				21989	Joint Kit				gs	29	
		MT				26075	Boot Kit				gs		L:102/Ø1=23/Ø2=100/with cap
		AT				26073	Boot Kit				gs		L:108/Ø1=23/Ø2=94/with cap
323 i 2.5 (125 kW)	09.95 - 10.99	AT	x			22000	Driveshaft	L/R				14	L:614/ABS:48
		AT				21992	Joint Kit				gs	29	G:25/Ø Joint:100
		AT				26075	Boot Kit				gs		L:102/Ø1=23/Ø2=100/with cap
325 tds (105 kW)	01.95 - 10.99	AT	x			22000	Driveshaft	L/R				14	L:614/ABS:48
		AT				21992	Joint Kit				gs	29	G:25/Ø Joint:100
		AT				26075	Boot Kit				gs		L:102/Ø1=23/Ø2=100/with cap
328 i (142 kW)	01.95 - 10.99	AT	x			22000	Driveshaft	L/R				14	L:614/ABS:48
		AT				21992	Joint Kit				gs	29	G:25/Ø Joint:100
		AT				26075	Boot Kit				gs		L:102/Ø1=23/Ø2=100/with cap
<b>3 (E46)</b>													
316 i (77/85 kW)	09.98 - 02.05	MT/AT	x			21998	Driveshaft	L				14	L:635/A:27/ABS:48
		MT/AT	x			24306	Driveshaft	R				14	L:677/A:27/ABS:48/with cap
		MT/AT				21867	Boot Kit			ws			L:76/Ø1=30/Ø2=44
318 i (87 kW)	02.98 - 09.01	MT/AT	x			21998	Driveshaft	L				14	L:635/A:27/ABS:48
		MT/AT	x			24306	Driveshaft	R				14	L:677/A:27/ABS:48/with cap
		MT/AT				21867	Boot Kit			ws			L:76/Ø1=30/Ø2=44
318 i (105 kW)	09.01 - 02.05	MT/AT	x			21998	Driveshaft	L				14	L:635/A:27/ABS:48
		MT/AT	x			24306	Driveshaft	R				14	L:677/A:27/ABS:48/with cap
		MT/AT				21867	Boot Kit			ws			L:76/Ø1=30/Ø2=44
320 i (110 kW)	03.98 - 09.00	MT	x	bore:8.5/pitch Ø:79.5		21998	Driveshaft	L				14	L:635/A:27/ABS:48
		MT/AT	x	bore:10.2/pitch Ø:86		24467	Driveshaft	L				14	L:622/A:27/ABS:48
		MT	x	bore:8.5/pitch Ø:79.5		24306	Driveshaft	R				14	L:677/A:27/ABS:48/with cap
		MT/AT	x	bore:10.2/pitch Ø:86		24370	Driveshaft	R				14	L:673/A:27/ABS:48
		MT				21899	Boot Kit			ws			L:74/Ø1=22/Ø2=52
320 i (125 kW)	09.00 - 02.05	MT	x	bore:8.5/pitch Ø:79.5		21998	Driveshaft	L				14	L:635/A:27/ABS:48
		MT/AT	x	bore:10.2/pitch Ø:86		24467	Driveshaft	L				14	L:622/A:27/ABS:48
		MT	x	bore:8.5/pitch Ø:79.5		24306	Driveshaft	R				14	L:677/A:27/ABS:48/with cap
		MT/AT	x	bore:10.2/pitch Ø:86		24370	Driveshaft	R				14	L:673/A:27/ABS:48
		MT/AT				21867	Boot Kit			ws			L:76/Ø1=30/Ø2=44
323 i (125 kW)	03.98 - 09.00	MT/AT	x	bore:10.2/pitch Ø:86		24467	Driveshaft	L				14	L:622/A:27/ABS:48
		MT/AT	x	bore:10.2/pitch Ø:86		24370	Driveshaft	R				14	L:673/A:27/ABS:48
		MT/AT				21899	Boot Kit			ws			L:74/Ø1=22/Ø2=52
325 i (141 kW)	09.00 - 02.05	MT/AT	x	bore:10.2/pitch Ø:86		24467	Driveshaft	L				14	L:622/A:27/ABS:48

		Transm. <b>MT</b> Manual <b>AT</b> Autom.	with ABS Ring		<b>Part-No.</b>	<b>Description</b>	<b>L</b> Left <b>R</b> Right	<b>F</b> Front <b>R</b> Rear	<b>Wheel</b> <b>Side</b>	<b>Gear</b> <b>Box</b> <b>Side</b>	<b>Pic.</b> <b>No.</b>	<b>Technical Specification</b>  Further details on page I
---	---	---	---------------------	--	-----------------	--------------------	---------------------------------------	---------------------------------------	-----------------------------	--	---------------------------	---




( BMW )

( BMW )

<b>3 (E46)</b>												
325 i (141 kW)	09.00 - 02.05	MT/AT	x	bore:10.2/pitch Ø:86	<b>24370</b>	Driveshaft	R				14	L:673/A:27/ABS:48
325 xi (141 kW)	09.00 - 02.05	MT/AT			<b>24304</b>	Driveshaft	L	F			7	L:590/A:30/D:27
		MT/AT	x	bore:10.2/pitch Ø:86	<b>24467</b>	Driveshaft	L	R			14	L:622/A:27/ABS:48
		MT/AT			<b>24305</b>	Driveshaft	R	F			8	L:905/A:30/D:27
		MT/AT	x	bore:10.2/pitch Ø:86	<b>24370</b>	Driveshaft	R	R			14	L:673/A:27/ABS:48
		MT/AT			<b>21499</b>	Boot Kit		F	ws			L:88/Ø1=24/Ø2=92
		MT/AT		TPE boot	<b>23271</b>	Boot Kit		F		gs		L:128/Ø1=27/Ø2=96
328 i (142 kW)	02.98 - 06.00	MT/AT	x	bore:10.2/pitch Ø:86	<b>24467</b>	Driveshaft	L				14	L:622/A:27/ABS:48
		MT/AT	x	bore:10.2/pitch Ø:86	<b>24370</b>	Driveshaft	R				14	L:673/A:27/ABS:48
		MT/AT			<b>21899</b>	Boot Kit			ws			L:74/Ø1=22/Ø2=52
		MT/AT			<b>23231</b>	Boot Kit				gs		L:104/Ø1=22/Ø2=100
330 xi (170 kW)	06.00 - 02.05	MT/AT			<b>24304</b>	Driveshaft	L	F			7	L:590/A:30/D:27
		MT/AT			<b>24305</b>	Driveshaft	R	F			8	L:905/A:30/D:27
		MT/AT			<b>21499</b>	Boot Kit		F	ws			L:88/Ø1=24/Ø2=92
		MT/AT		TPE boot	<b>23271</b>	Boot Kit		F		gs		L:128/Ø1=27/Ø2=96
318 d (85 kW)	09.01 - 02.05	MT/AT	x	bore:10.2/pitch Ø:86	<b>24467</b>	Driveshaft	L				14	L:622/A:27/ABS:48
		MT/AT	x	bore:10.2/pitch Ø:86	<b>24370</b>	Driveshaft	R				14	L:673/A:27/ABS:48
320 d (100 kW)	04.98 - 09.01	MT	x	bore:10.2/pitch Ø:86	<b>24467</b>	Driveshaft	L				14	L:622/A:27/ABS:48
		MT	x	bore:10.2/pitch Ø:86	<b>24370</b>	Driveshaft	R				14	L:673/A:27/ABS:48
		MT/AT			<b>21899</b>	Boot Kit			ws			L:74/Ø1=22/Ø2=52
320 d (110 kW)	09.01 - 02.05	AT	x	bore:10.2/pitch Ø:86	<b>24467</b>	Driveshaft	L				14	L:622/A:27/ABS:48
		AT	x	bore:10.2/pitch Ø:86	<b>24370</b>	Driveshaft	R				14	L:673/A:27/ABS:48
		MT/AT			<b>21899</b>	Boot Kit			ws			L:74/Ø1=22/Ø2=52
330 d (135 kW)	10.99 - 02.05	MT/AT			<b>22982</b>	Boot Kit			ws			L:57/Ø1=38/Ø2=69
		MT/AT			<b>23228</b>	Boot Kit				gs		L:69/Ø1=45/Ø2=69
330 xd (135/150 kW)	06.00 - 02.05	MT/AT			<b>24304</b>	Driveshaft	L	F			7	L:590/A:30/D:27
		MT/AT			<b>24305</b>	Driveshaft	R	F			8	L:905/A:30/D:27
		MT/AT			<b>21499</b>	Boot Kit		F	ws			L:88/Ø1=24/Ø2=92
		MT/AT		TPE boot	<b>23271</b>	Boot Kit		F		gs		L:128/Ø1=27/Ø2=96
<b>3 COMPACT (E46)</b>												
316 ti (77 kW)	06.02 - 02.05	MT/AT	x		<b>21998</b>	Driveshaft	L				14	L:635/A:27/ABS:48
		MT/AT	x		<b>24306</b>	Driveshaft	R				14	L:677/A:27/ABS:48/with cap
316 ti (85 kW)	06.01 - 02.05	MT/AT	x		<b>21998</b>	Driveshaft	L				14	L:635/A:27/ABS:48
		MT/AT	x		<b>24306</b>	Driveshaft	R				14	L:677/A:27/ABS:48/with cap
		MT/AT			<b>21867</b>	Boot Kit			ws			L:76/Ø1=30/Ø2=44
318 ti (105 kW)	09.01 - 02.05	MT/AT	x		<b>21998</b>	Driveshaft	L				14	L:635/A:27/ABS:48
		MT/AT	x		<b>24306</b>	Driveshaft	R				14	L:677/A:27/ABS:48/with cap
325 ti (141 kW)	06.01 - 02.05	MT/AT	x	bore:10.2/pitch Ø:86	<b>24467</b>	Driveshaft	L				14	L:622/A:27/ABS:48
		MT/AT	x	bore:10.2/pitch Ø:86	<b>24370</b>	Driveshaft	R				14	L:673/A:27/ABS:48
318 td (85 kW)	03.03 - 02.05	MT/AT	x	bore:10.2/pitch Ø:86	<b>24467</b>	Driveshaft	L				14	L:622/A:27/ABS:48
		MT/AT	x	bore:10.2/pitch Ø:86	<b>24370</b>	Driveshaft	R				14	L:673/A:27/ABS:48



320 td (110 kW)	09.01 - 02.05	AT	x	bore:10.2/pitch Ø:86	24467	Driveshaft	L				14	L:622/A:27/ABS:48
		AT	x	bore:10.2/pitch Ø:86	24370	Driveshaft	R				14	L:673/A:27/ABS:48
<b>3 COUPE (E46)</b>												
316 Ci (77 kW)	04.00 -	MT/AT	x		21998	Driveshaft	L				14	L:635/A:27/ABS:48
		MT/AT	x		24306	Driveshaft	R				14	L:677/A:27/ABS:48/with cap
316 Ci (85 kW)	06.02 -	MT/AT	x		21998	Driveshaft	L				14	L:635/A:27/ABS:48
		MT/AT	x		24306	Driveshaft	R				14	L:677/A:27/ABS:48/with cap
318 Ci (105 kW)	09.01 -	MT/AT	x		21998	Driveshaft	L				14	L:635/A:27/ABS:48
		MT/AT	x		24306	Driveshaft	R				14	L:677/A:27/ABS:48/with cap
318 Ci (87 kW)	11.99 - 09.01	MT/AT	x		21998	Driveshaft	L				14	L:635/A:27/ABS:48
		MT/AT	x		24306	Driveshaft	R				14	L:677/A:27/ABS:48/with cap
318 Ci (110 kW)	03.05 -	MT/AT	x		21998	Driveshaft	L				14	L:635/A:27/ABS:48
		MT/AT	x		24306	Driveshaft	R				14	L:677/A:27/ABS:48/with cap
320 Ci (110 kW)	08.99 - 09.00	MT	x	bore:8.5/pitch Ø:79.5	21998	Driveshaft	L				14	L:635/A:27/ABS:48
		MT/AT	x	bore:10.2/pitch Ø:86	24467	Driveshaft	L				14	L:622/A:27/ABS:48
		MT	x	bore:8.5/pitch Ø:79.5	24306	Driveshaft	R				14	L:677/A:27/ABS:48/with cap
		MT/AT	x	bore:10.2/pitch Ø:86	24370	Driveshaft	R				14	L:673/A:27/ABS:48
		MT			21867	Boot Kit			ws			L:76/Ø1=30/Ø2=44
320 Ci (125 kW)	09.00 -	MT	x	bore:8.5/pitch Ø:79.5	21998	Driveshaft	L				14	L:635/A:27/ABS:48
		MT/AT	x	bore:10.2/pitch Ø:86	24467	Driveshaft	L				14	L:622/A:27/ABS:48
		MT	x	bore:8.5/pitch Ø:79.5	24306	Driveshaft	R				14	L:677/A:27/ABS:48/with cap
		MT/AT	x	bore:10.2/pitch Ø:86	24370	Driveshaft	R				14	L:673/A:27/ABS:48
		MT			21867	Boot Kit			ws			L:76/Ø1=30/Ø2=44
323 Ci (125 kW)	04.99 - 09.00	MT/AT	x	bore:10.2/pitch Ø:86	24467	Driveshaft	L				14	L:622/A:27/ABS:48
		MT/AT	x	bore:10.2/pitch Ø:86	24370	Driveshaft	R				14	L:673/A:27/ABS:48
		MT/AT			21899	Boot Kit			ws			L:74/Ø1=22/Ø2=52
325 Ci (141 kW)	09.00 -	MT/AT	x	bore:10.2/pitch Ø:86	24467	Driveshaft	L				14	L:622/A:27/ABS:48
		MT/AT	x	bore:10.2/pitch Ø:86	24370	Driveshaft	R				14	L:673/A:27/ABS:48
328 Ci (142 kW)	04.99 - 06.00	MT/AT	x	bore:10.2/pitch Ø:86	24467	Driveshaft	L				14	L:622/A:27/ABS:48
		MT/AT	x	bore:10.2/pitch Ø:86	24370	Driveshaft	R				14	L:673/A:27/ABS:48
320 Cd (110 kW)	11.03 -	AT	x	bore:10.2/pitch Ø:86	24467	Driveshaft	L				14	L:622/A:27/ABS:48
		AT	x	bore:10.2/pitch Ø:86	24370	Driveshaft	R				14	L:673/A:27/ABS:48
<b>3 CONVERTIBLE (E46)</b>												
318 Ci (105 kW)	09.01 -	MT/AT	x		21998	Driveshaft	L				14	L:635/A:27/ABS:48
		MT/AT	x		24306	Driveshaft	R				14	L:677/A:27/ABS:48/with cap
318 Ci (110 kW)	02.05 -	MT/AT	x		21998	Driveshaft	L				14	L:635/A:27/ABS:48
		MT/AT	x		24306	Driveshaft	R				14	L:677/A:27/ABS:48/with cap
320 Ci (125 kW)	09.00 -	MT	x	bore:8.5/pitch Ø:79.5	21998	Driveshaft	L				14	L:635/A:27/ABS:48
		MT/AT	x	bore:10.2/pitch Ø:86	24467	Driveshaft	L				14	L:622/A:27/ABS:48
		MT	x	bore:8.5/pitch Ø:79.5	24306	Driveshaft	R				14	L:677/A:27/ABS:48/with cap
		MT/AT	x	bore:10.2/pitch Ø:86	24370	Driveshaft	R				14	L:673/A:27/ABS:48
		MT			21867	Boot Kit			ws			L:76/Ø1=30/Ø2=44
323 Ci (125 kW)	04.00 - 09.00	MT/AT	x	bore:10.2/pitch Ø:86	24467	Driveshaft	L				14	L:622/A:27/ABS:48
		MT/AT	x	bore:10.2/pitch Ø:86	24370	Driveshaft	R				14	L:673/A:27/ABS:48
		MT/AT			21899	Boot Kit			ws			L:74/Ø1=22/Ø2=52
325 Ci (141 kW)	09.00 -	MT/AT	x	bore:10.2/pitch Ø:86	24467	Driveshaft	L				14	L:622/A:27/ABS:48
		MT/AT	x	bore:10.2/pitch Ø:86	24370	Driveshaft	R				14	L:673/A:27/ABS:48
320 Cd (110 kW)	02.05 -	AT	x	bore:10.2/pitch Ø:86	24467	Driveshaft	L				14	L:622/A:27/ABS:48
		AT	x	bore:10.2/pitch Ø:86	24370	Driveshaft	R				14	L:673/A:27/ABS:48




		Transm.	with ABS Ring		Part-No.	Description	L	F	Wheel Side	Gear Box Side	Pic. No.	Technical Specification  Further details on page I
		MT Manual AT Autom.					Left R Right	Front R Rear				

( BMW )

( BMW )

3 TOURING (E46)												
316 i (85 kW)	03.02 - 02.05	MT/AT	x		21998	Driveshaft	L				14	L:635/A:27/ABS:48
316 i (85 kW)	03.02 - 02.05	MT/AT	x		24306	Driveshaft	R				14	L:677/A:27/ABS:48/with cap
318 i (87 kW)	10.99 - 09.01	MT/AT	x		21998	Driveshaft	L				14	L:635/A:27/ABS:48
		MT/AT	x		24306	Driveshaft	R				14	L:677/A:27/ABS:48/with cap
318 i (105 kW)	09.01 - 02.05	MT/AT	x		21867	Boot Kit			ws			L:76/Ø1=30/Ø2=44
		MT/AT	x		21998	Driveshaft	L				14	L:635/A:27/ABS:48
320 i (110 kW)	10.99 - 09.00	MT/AT	x	bore:8.5/pitch Ø:79.5	24467	Driveshaft	L				14	L:622/A:27/ABS:48
		MT	x	bore:8.5/pitch Ø:79.5	24306	Driveshaft	R				14	L:677/A:27/ABS:48/with cap
320 i (125 kW)	09.00 - 02.05	MT/AT	x	bore:10.2/pitch Ø:86	24370	Driveshaft	R				14	L:673/A:27/ABS:48
		MT	x	bore:8.5/pitch Ø:79.5	21998	Driveshaft	L				14	L:635/A:27/ABS:48
325 i (141 kW)	09.00 - 02.05	MT/AT	x	bore:10.2/pitch Ø:86	24467	Driveshaft	L				14	L:622/A:27/ABS:48
		MT/AT	x	bore:10.2/pitch Ø:86	24370	Driveshaft	R				14	L:673/A:27/ABS:48
325 xi (141 kW)	09.00 - 02.05	MT/AT	x	bore:10.2/pitch Ø:86	24304	Driveshaft	L	F			7	L:590/A:30/D:27
		MT/AT	x	bore:10.2/pitch Ø:86	24467	Driveshaft	L	R			14	L:622/A:27/ABS:48
328 i (142 kW)	10.99 - 06.00	MT/AT	x	bore:10.2/pitch Ø:86	24305	Driveshaft	R	F			8	L:905/A:30/D:27
		MT/AT	x	bore:10.2/pitch Ø:86	24370	Driveshaft	R	R			14	L:673/A:27/ABS:48
330 xi (170 kW)	06.00 - 02.05	MT/AT			21499	Boot Kit		F	ws			L:88/Ø1=24/Ø2=92
		MT/AT		TPE boot	23271	Boot Kit		F		gs		L:128/Ø1=27/Ø2=96
318 d (85 kW)	03.02 - 02.05	MT/AT	x	bore:10.2/pitch Ø:86	24467	Driveshaft	L				14	L:622/A:27/ABS:48
		MT/AT	x	bore:10.2/pitch Ø:86	24370	Driveshaft	R				14	L:673/A:27/ABS:48
320 d (100 kW)	03.00 - 02.05	MT/AT	x	bore:10.2/pitch Ø:86	24467	Driveshaft	L				14	L:622/A:27/ABS:48
		MT/AT	x	bore:10.2/pitch Ø:86	24370	Driveshaft	R				14	L:673/A:27/ABS:48
320 d (100 kW)	03.00 - 09.01	MT/AT			21899	Boot Kit			ws			L:74/Ø1=22/Ø2=52
320 d (110 kW)	09.01 - 02.05	AT	x	bore:10.2/pitch Ø:86	24467	Driveshaft	L				14	L:622/A:27/ABS:48
		AT	x	bore:10.2/pitch Ø:86	24370	Driveshaft	R				14	L:673/A:27/ABS:48
330 xd (135/150 kW)	06.00 - 02.05	MT/AT			21899	Boot Kit			ws			L:74/Ø1=22/Ø2=52
		MT/AT			24304	Driveshaft	L	F			7	L:590/A:30/D:27
330 xd (135/150 kW)	06.00 - 02.05	MT/AT			24305	Driveshaft	R	F			8	L:905/A:30/D:27
		MT/AT			21499	Boot Kit		F	ws			L:88/Ø1=24/Ø2=92

		MT/AT		TPE boot	23271	Boot Kit		F		gs		L:128/Ø1=27/Ø2=96
<b>3 (E90)</b>												
318 i (95 kW)	09.05 -	MT	x		24123	Driveshaft	L			1	L:635/A:27/ABS:48	
		MT	x		24122	Driveshaft	R			1	L:670/A:27/ABS:48	
		MT			24140	Boot Kit			ws		L:78.5/Ø1=26/Ø2=46.5	
		MT			24139	Boot Kit				gs	L:109.5/Ø1=26/Ø2=93.5/with cap	
320 i (110 kW)	01.05 -	MT	x		24123	Driveshaft	L			1	L:635/A:27/ABS:48	
		MT	x		24122	Driveshaft	R			1	L:670/A:27/ABS:48	
		MT			24140	Boot Kit			ws		L:78.5/Ø1=26/Ø2=46.5	
		MT			24139	Boot Kit				gs	L:109.5/Ø1=26/Ø2=93.5/with cap	
320 Si (127 kW)	05.06 -	MT			24127	Driveshaft	L			1	L:635/A:30	
		MT			24126	Driveshaft	R			1	L:689.7/A:30	
		MT			24143	Boot Kit			ws		L:78.5/Ø1=31/Ø2=52	
		MT			24142	Boot Kit				gs	L:111/Ø1=31/Ø2=102/with cap	
325 i (160 kW)	01.05 -	MT	x		24133	Driveshaft	L			1	L:630/A:27/ABS:48	
		MT		payload increase	24127	Driveshaft	L			1	L:635/A:30	
		AT		- 01.06, payload increase	24129	Driveshaft	L			1	L:635/A:30	
		AT		01.06 -, payload increase	24137	Driveshaft	L			1	L:630/A:30	
		MT	x		24132	Driveshaft	R			1	L:670/A:27/ABS:48	
		MT		payload increase	24126	Driveshaft	R			1	L:689.7/A:30	
		AT		- 01.06, payload increase	24128	Driveshaft	R			1	L:689.7/A:30	
		AT		01.06 -, payload increase	24136	Driveshaft	R			1	L:675/A:30	
		MT			24143	Boot Kit			ws		L:78.5/Ø1=31/Ø2=52	
		AT			24145	Boot Kit			ws		L:78.5/Ø1=31/Ø2=52	
		AT			24138	Boot Kit			ws		L:78/Ø1=27/Ø2=51.5	
		MT			24142	Boot Kit				gs	L:111/Ø1=31/Ø2=102/with cap	
		AT			24142	Boot Kit				gs	L:111/Ø1=31/Ø2=102/with cap	
		AT			24141	Boot Kit				gs	L:111/Ø1=26/Ø2=102/with cap	
325 Xi (160 kW)	01.05 -	MT			24127	Driveshaft	L			1	L:635/A:30	
		AT		- 01.06	24129	Driveshaft	L			1	L:635/A:30	
		AT		01.06 -	24137	Driveshaft	L			1	L:630/A:30	
		MT			24126	Driveshaft	R			1	L:689.7/A:30	
		AT		- 01.06	24128	Driveshaft	R			1	L:689.7/A:30	
		AT		01.06 -	24136	Driveshaft	R			1	L:675/A:30	
		MT			24143	Boot Kit			ws		L:78.5/Ø1=31/Ø2=52	
		AT			24145	Boot Kit			ws		L:78.5/Ø1=31/Ø2=52	
		AT			24138	Boot Kit			ws		L:78/Ø1=27/Ø2=51.5	
		MT			24142	Boot Kit				gs	L:111/Ø1=31/Ø2=102/with cap	
		AT			24142	Boot Kit				gs	L:111/Ø1=31/Ø2=102/with cap	
		AT			24141	Boot Kit				gs	L:111/Ø1=26/Ø2=102/with cap	
330 i (190 kW)	01.05 -	MT			24127	Driveshaft	L			1	L:635/A:30	
		AT		- 01.06	24129	Driveshaft	L			1	L:635/A:30	
		AT		01.06 -	24137	Driveshaft	L			1	L:630/A:30	
		MT			24126	Driveshaft	R			1	L:689.7/A:30	
		AT		- 01.06	24128	Driveshaft	R			1	L:689.7/A:30	
		AT		01.06 -	24136	Driveshaft	R			1	L:675/A:30	
		MT			24143	Boot Kit			ws		L:78.5/Ø1=31/Ø2=52	
		AT			24145	Boot Kit			ws		L:78.5/Ø1=31/Ø2=52	
		AT			24138	Boot Kit			ws		L:78/Ø1=27/Ø2=51.5	
		MT			24142	Boot Kit				gs	L:111/Ø1=31/Ø2=102/with cap	




		Transm.	with ABS Ring		Part-No.	Description	L Left R Right	F Front R Rear	Wheel Side	Gear Box Side	Pic. No.	Technical Specification  Further details on page I
		MT Manual AT Autom.										

( BMW )

( BMW )

<b>3 (E90)</b>												
330 i (190 kW)	01.05 -	AT			24142	Boot Kit				gs		L:111/Ø1=31/Ø2=102/with cap
		AT			24141	Boot Kit				gs		L:111/Ø1=26/Ø2=102/with cap
330 Xi (190 kW)	01.05 -	MT			24127	Driveshaft	L				1	L:635/A:30
		AT		- 01.06	24129	Driveshaft	L				1	L:635/A:30
		AT		01.06 -	24137	Driveshaft	L				1	L:630/A:30
		MT			24126	Driveshaft	R				1	L:689.7/A:30
		AT		- 01.06	24128	Driveshaft	R				1	L:689.7/A:30
		AT		01.06 -	24136	Driveshaft	R				1	L:675/A:30
		MT			24143	Boot Kit			ws			L:78.5/Ø1=31/Ø2=52
		AT			24145	Boot Kit			ws			L:78.5/Ø1=31/Ø2=52
		AT			24138	Boot Kit			ws			L:78/Ø1=27/Ø2=51.5
		MT			24142	Boot Kit				gs		L:111/Ø1=31/Ø2=102/with cap
		AT			24142	Boot Kit				gs		L:111/Ø1=31/Ø2=102/with cap
		AT			24141	Boot Kit				gs		L:111/Ø1=26/Ø2=102/with cap
318 d (90 kW)	09.05 -	MT	x		24130	Driveshaft	L				1	L:615/A:27/ABS:48
		MT	x		24131	Driveshaft	R				1	L:670/A:27/ABS:48
		MT			24138	Boot Kit			ws			L:78/Ø1=27/Ø2=51.5
		MT			24141	Boot Kit				gs		L:111/Ø1=26/Ø2=102/with cap
320 d (110/120 kW)	01.05 -	MT	x		24130	Driveshaft	L				1	L:615/A:27/ABS:48
		MT		for police vehicles	24774	Driveshaft	L				1	L:620/A:30
		MT	x		24131	Driveshaft	R				1	L:670/A:27/ABS:48
		MT			24138	Boot Kit			ws			L:78/Ø1=27/Ø2=51.5
		MT			24141	Boot Kit				gs		L:111/Ø1=26/Ø2=102/with cap
320 d (130 kW)	09.07 -	MT		for police vehicles	24774	Driveshaft	L				1	L:620/A:30
325 d (145 kW)	09.06 -	semi-AT			24774	Driveshaft	L				1	L:620/A:30
		MT			24775	Driveshaft	R				1	L:680/A:30
		MT			24138	Boot Kit			ws			L:78/Ø1=27/Ø2=51.5
		MT			24141	Boot Kit				gs		L:111/Ø1=26/Ø2=102/with cap
330 d (170 kW)	09.05 -	MT			24775	Driveshaft	R				1	L:680/A:30
330 xd (170 kW)	09.05 -	AT			24774	Driveshaft	L	R			1	L:620/A:30
		MT			24775	Driveshaft	R	R			1	L:680/A:30
330 d (180 kW)	01.09 -	MT			24775	Driveshaft	R				1	L:680/A:30
330 d xDrive (180 kW)	01.09 -	AT		- 08.09	24774	Driveshaft	L	R			1	L:620/A:30
		MT		- 08.09	24775	Driveshaft	R	R			1	L:680/A:30
335 d (210 kW)	09.06 -	MT			24775	Driveshaft	R				1	L:680/A:30
<b>3 TOURING (E91)</b>												
325 i (160 kW)	09.05 -	MT			24127	Driveshaft	L				1	L:635/A:30
		AT		- 01.06	24129	Driveshaft	L				1	L:635/A:30
		AT		01.06 -	24137	Driveshaft	L				1	L:630/A:30
		MT			24126	Driveshaft	R				1	L:689.7/A:30
		AT		- 01.06	24128	Driveshaft	R				1	L:689.7/A:30

		AT	01.06 -	24136	Driveshaft	R			1	L:675/A:30
		MT		24143	Boot Kit		ws			L:78.5/Ø1=31/Ø2=52
		AT	- 01.06	24145	Boot Kit		ws			L:78.5/Ø1=31/Ø2=52
		AT	01.06 -	24138	Boot Kit		ws			L:78/Ø1=27/Ø2=51.5
		MT		24142	Boot Kit			gs		L:111/Ø1=31/Ø2=102/with cap
		AT	- 01.06	24142	Boot Kit			gs		L:111/Ø1=31/Ø2=102/with cap
		AT	01.06 -	24141	Boot Kit			gs		L:111/Ø1=26/Ø2=102/with cap
325 Xi (160 kW)	09.05 -	MT		24127	Driveshaft	L			1	L:635/A:30
		AT	- 01.06	24129	Driveshaft	L			1	L:635/A:30
		AT	01.06 -	24137	Driveshaft	L			1	L:630/A:30
		MT		24126	Driveshaft	R			1	L:689.7/A:30
		AT	- 01.06	24128	Driveshaft	R			1	L:689.7/A:30
		AT	01.06 -	24136	Driveshaft	R			1	L:675/A:30
		MT		24143	Boot Kit		ws			L:78.5/Ø1=31/Ø2=52
		AT	- 01.06	24145	Boot Kit		ws			L:78.5/Ø1=31/Ø2=52
		AT	01.06 -	24138	Boot Kit		ws			L:78/Ø1=27/Ø2=51.5
		MT		24142	Boot Kit			gs		L:111/Ø1=31/Ø2=102/with cap
		AT	- 01.06	24142	Boot Kit			gs		L:111/Ø1=31/Ø2=102/with cap
		AT	01.06 -	24141	Boot Kit			gs		L:111/Ø1=26/Ø2=102/with cap
330 i (190 kW)	09.05 -	MT		24127	Driveshaft	L			1	L:635/A:30
		AT	- 01.06	24129	Driveshaft	L			1	L:635/A:30
		AT	01.06 -	24137	Driveshaft	L			1	L:630/A:30
		MT		24126	Driveshaft	R			1	L:689.7/A:30
		AT	- 01.06	24128	Driveshaft	R			1	L:689.7/A:30
		AT	01.06 -	24136	Driveshaft	R			1	L:675/A:30
		MT		24143	Boot Kit		ws			L:78.5/Ø1=31/Ø2=52
		AT	- 01.06	24145	Boot Kit		ws			L:78.5/Ø1=31/Ø2=52
		AT	01.06 -	24138	Boot Kit		ws			L:78/Ø1=27/Ø2=51.5
		MT		24142	Boot Kit			gs		L:111/Ø1=31/Ø2=102/with cap
		AT	- 01.06	24142	Boot Kit			gs		L:111/Ø1=31/Ø2=102/with cap
		AT	01.06 -	24141	Boot Kit			gs		L:111/Ø1=26/Ø2=102/with cap
330 Xi (190 kW)	09.05 -	MT		24127	Driveshaft	L			1	L:635/A:30
		AT	- 01.06	24129	Driveshaft	L			1	L:635/A:30
		AT	01.06 -	24137	Driveshaft	L			1	L:630/A:30
		MT		24126	Driveshaft	R			1	L:689.7/A:30
		AT	- 01.06	24128	Driveshaft	R			1	L:689.7/A:30
		AT	01.06 -	24136	Driveshaft	R			1	L:675/A:30
		MT		24143	Boot Kit		ws			L:78.5/Ø1=31/Ø2=52
		AT	- 01.06	24145	Boot Kit		ws			L:78.5/Ø1=31/Ø2=52
		AT	01.06 -	24138	Boot Kit		ws			L:78/Ø1=27/Ø2=51.5
		MT		24142	Boot Kit			gs		L:111/Ø1=31/Ø2=102/with cap
		AT	- 01.06	24142	Boot Kit			gs		L:111/Ø1=31/Ø2=102/with cap
		AT	01.06 -	24141	Boot Kit			gs		L:111/Ø1=26/Ø2=102/with cap
318 d (90 kW)	09.05 -	MT		24774	Driveshaft	L			1	L:620/A:30
		MT		24138	Boot Kit		ws			L:78/Ø1=27/Ø2=51.5
		MT		24141	Boot Kit			gs		L:111/Ø1=26/Ø2=102/with cap
318 d (105 kW)	09.07 -	MT	- 09.09	24774	Driveshaft	L			1	L:620/A:30
320 d (110/120 kW)	09.05 -	MT		24774	Driveshaft	L			1	L:620/A:30
		MT		24138	Boot Kit		ws			L:78/Ø1=27/Ø2=51.5
		MT		24141	Boot Kit			gs		L:111/Ø1=26/Ø2=102/with cap
320 d xDrive (120 kW)	07.09 -	MT	- 08.09	24774	Driveshaft	L	R		1	L:620/A:30

		Transm.	with ABS Ring		Part-No.	Description	L	F	Wheel Side	Gear Box Side	Pic. No.	Technical Specification  Further details on page I
		MT Manual AT Autom.					Left R Right	Front R Rear				

( BMW )

( BMW )

3 TOURING (E91)													
320 d (130 kW)	09.07 -	MT		- 09.09	24774	Driveshaft	L				1	L:620/A:30	
320 xd (130 kW)	09.07 -	MT		- 08.09	24774	Driveshaft	L	R			1	L:620/A:30	
320 d xDrive (130 kW)	08.09 -	MT		- 08.09	24774	Driveshaft	L	R			1	L:620/A:30	
320 d (135 kW)	01.10 -	MT		(+) active steering	24774	Driveshaft	L				1	L:620/A:30	
325 d (145 kW)	09.06 -	semi-AT			24774	Driveshaft	L				1	L:620/A:30	
		MT			24775	Driveshaft	R				1	L:680/A:30	
		MT			24138	Boot Kit			ws				L:78/Ø1=27/Ø2=51.5
		MT			24141	Boot Kit				gs			L:111/Ø1=26/Ø2=102/with cap
325 d (150 kW)	04.10 -	MT			24775	Driveshaft	R				1	L:680/A:30	
330 d (170 kW)	09.05 -	MT			24775	Driveshaft	R				1	L:680/A:30	
330 xd (170 kW)	09.05 -	AT			24774	Driveshaft	L	R			1	L:620/A:30	
		MT			24775	Driveshaft	R	R			1	L:680/A:30	
330 d (180 kW)	01.09 -	MT			24775	Driveshaft	R				1	L:680/A:30	
330 xd (180 kW)	01.09 -	AT		- 08.09	24774	Driveshaft	L	R			1	L:620/A:30	
		MT		- 08.09	24775	Driveshaft	R	R			1	L:680/A:30	
335 d (210 kW)	09.06 -	MT			24775	Driveshaft	R				1	L:680/A:30	
3 COUPE (E92)													
325 i (160 kW)	09.06 -	MT	x		24133	Driveshaft	L				1	L:630/A:27/ABS:48	
		MT	x		24132	Driveshaft	R				1	L:670/A:27/ABS:48	
		MT			24143	Boot Kit			ws				L:78.5/Ø1=31/Ø2=52
		MT			24142	Boot Kit				gs			L:111/Ø1=31/Ø2=102/with cap
325 Xi (160 kW)	09.06 -	MT			24127	Driveshaft	L				1	L:635/A:30	
		MT			24126	Driveshaft	R				1	L:689.7/A:30	
		MT			24143	Boot Kit			ws				L:78.5/Ø1=31/Ø2=52
		MT			24142	Boot Kit				gs			L:111/Ø1=31/Ø2=102/with cap
330 i (200 kW)	09.06 -	MT			24127	Driveshaft	L				1	L:635/A:30	
		MT			24126	Driveshaft	R				1	L:689.7/A:30	
		MT			24143	Boot Kit			ws				L:78.5/Ø1=31/Ø2=52
		MT			24142	Boot Kit				gs			L:111/Ø1=31/Ø2=102/with cap
330 Xi (200 kW)	09.06 -	MT			24127	Driveshaft	L				1	L:635/A:30	
		MT			24126	Driveshaft	R				1	L:689.7/A:30	
		MT			24143	Boot Kit			ws				L:78.5/Ø1=31/Ø2=52
		MT			24142	Boot Kit				gs			L:111/Ø1=31/Ø2=102/with cap
320 xd (130 kW)	03.07 -	MT			24774	Driveshaft	L	R			1	L:620/A:30	
320 d xDrive (130 kW)	09.08 -	MT		- 08.09	24774	Driveshaft	L	R			1	L:620/A:30	
325 d (145 kW)	03.07 -	CVT			24774	Driveshaft	L				1	L:620/A:30	
		MT			24775	Driveshaft	R				1	L:680/A:30	
325 d (150 kW)	04.10 -	MT			24775	Driveshaft	R				1	L:680/A:30	
330 d (170 kW)	09.06 -	MT			24775	Driveshaft	R				1	L:680/A:30	
330 xd (170 kW)	09.06 -	CVT			24774	Driveshaft	L	R			1	L:620/A:30	
		MT			24775	Driveshaft	R	R			1	L:680/A:30	

330 d (180 kW)	01.09 -	MT			24775	Driveshaft	R					1	L:680/A:30
330 xd (180 kW)	01.09 -	CVT			24774	Driveshaft	L	R				1	L:620/A:30
		MT			24775	Driveshaft	R	R				1	L:680/A:30
330 d xDrive (180 kW)	01.09 -	CVT			24774	Driveshaft	L	R				1	L:620/A:30
		MT			24775	Driveshaft	R	R				1	L:680/A:30
335 d (210 kW)	09.06 -	MT			24775	Driveshaft	R					1	L:680/A:30
<b>3 CONVERTIBLE (E93)</b>													
325 i (160 kW)	03.07 -	MT			24127	Driveshaft	L					1	L:635/A:30
		MT			24126	Driveshaft	R					1	L:689.7/A:30
		MT			24143	Boot Kit			ws				L:78.5/Ø1=31/Ø2=52
		MT			24142	Boot Kit				gs			L:111/Ø1=31/Ø2=102/with cap
330 i (200 kW)	03.07 -	MT			24127	Driveshaft	L					1	L:635/A:30
		MT			24126	Driveshaft	R					1	L:689.7/A:30
		MT			24143	Boot Kit			ws				L:78.5/Ø1=31/Ø2=52
		MT			24142	Boot Kit				gs			L:111/Ø1=31/Ø2=102/with cap
320 d (130 kW)	03.07 -	MT			24774	Driveshaft	L					1	L:620/A:30
320 d (135 kW)	01.10 -	MT			24774	Driveshaft	L					1	L:620/A:30
325 d (145 kW)	03.07 -	MT			24775	Driveshaft	R					1	L:680/A:30
330 d (170 kW)	03.07 -	MT			24775	Driveshaft	R					1	L:680/A:30
330 d (180 kW)	01.09 -	MT			24775	Driveshaft	R					1	L:680/A:30
<b>5 (E12)</b>													
518 (66 kW)	07.74 - 05.81	MT/AT		- 08.79	26081	Boot Kit			ws	gs			L:98/Ø1=24/Ø2=97/with cap
		MT/AT		09.79 -	26078	Boot Kit			ws	gs			L:100/Ø1=24/Ø2=100
518 (80 kW)	12.75 - 08.77	MT/AT			26081	Boot Kit			ws	gs			L:98/Ø1=24/Ø2=97/with cap
520 (85 kW)	08.72 - 08.77	MT/AT			26081	Boot Kit			ws	gs			L:98/Ø1=24/Ø2=97/with cap
520/6 (90 kW)	09.77 - 05.81	MT/AT		- 09.78	26081	Boot Kit			ws	gs			L:98/Ø1=24/Ø2=97/with cap
		MT/AT		09.79 -	26078	Boot Kit			ws	gs			L:100/Ø1=24/Ø2=100
525 (107 kW)	08.73 - 10.76	MT/AT			20459	Joint Kit			ws	gs	29		G:28
		MT/AT			26145	Boot Kit			ws	gs			L:82/Ø1=24/Ø2=61
525 (110 kW)	08.76 - 05.81	MT/AT			20459	Joint Kit			ws	gs	29		G:28
		MT/AT			26145	Boot Kit			ws	gs			L:82/Ø1=24/Ø2=61
528 (121/125 kW)	01.75 - 08.77	MT/AT			20459	Joint Kit			ws	gs	29		G:28
		MT/AT			26145	Boot Kit			ws	gs			L:82/Ø1=24/Ø2=61
528 i (130/135 kW)	04.77 - 05.81	MT/AT			20459	Joint Kit			ws	gs	29		G:28
		MT/AT			26145	Boot Kit			ws	gs			L:82/Ø1=24/Ø2=61
M 535 i (160 kW)	06.80 - 08.81	MT/AT			20459	Joint Kit			ws		29		G:28
		MT/AT			20461	Joint Kit				gs	29		G:28
		MT/AT			26145	Boot Kit			ws				L:82/Ø1=24/Ø2=61
<b>5 (E28)</b>													
518 (66 kW)	06.81 - 08.84	MT/AT			26078	Boot Kit			ws	gs			L:100/Ø1=24/Ø2=100
518i (75 kW)	09.81 - 08.84	MT/AT			26078	Boot Kit			ws	gs			L:100/Ø1=24/Ø2=100
518 i (77 kW)	09.83 - 12.87	MT/AT			26078	Boot Kit			ws	gs			L:100/Ø1=24/Ø2=100
520 i (92/95 kW)	06.81 - 12.87	MT/AT		- 09.86, ABS	23572	Driveshaft	L/R				15		L:448
		MT/AT		- 09.86, ABS	20426	Joint Kit			ws		29		
		MT/AT			26078	Boot Kit			ws	gs			L:100/Ø1=24/Ø2=100
		MT/AT		- 09.86, ABS	23018	Boot Kit			ws				L:120/Ø1=26/Ø2=108/with cap
		MT/AT		09.86 - , ABS	26078	Boot Kit			ws				L:100/Ø1=24/Ø2=100
524 d (63 kW)	03.86 - 12.87	MT/AT			23570	Driveshaft	L/R				15		L:457
		MT/AT			26078	Boot Kit			ws	gs			L:100/Ø1=24/Ø2=100
524 td (85 kW)	09.83 - 12.87	MT/AT			20426	Joint Kit			ws	gs	29		

		Transm.	with ABS Ring		Part-No.	Description	L	F	Wheel Side	Gear Box Side	Pic. No.	Technical Specification  Further details on page I
		MT Manual AT Autom.					Left R Right	Front R Rear				




( BMW )

( BMW )

5 (E28)												
524 td (85 kW)	09.83 - 12.87	MT/AT			23018	Boot Kit			ws	gs		L:120/Ø1=26/Ø2=108/with cap
525 e 2.7 (90/92 kW)	09.81 - 12.87	MT/AT		09.84 -	20469	Driveshaft	L/R				15	L:462
		MT/AT			20426	Joint Kit		ws	gs		29	
		MT/AT			23018	Boot Kit		ws	gs			L:120/Ø1=26/Ø2=108/with cap
525 e 2.7 (95 kW)	12.84 - 12.87	MT/AT			20469	Driveshaft	L/R				15	L:462
		MT/AT			20426	Joint Kit		ws	gs		29	
		MT/AT			23018	Boot Kit		ws	gs			L:120/Ø1=26/Ø2=108/with cap
525 i (110 kW)	06.81 - 12.87	MT/AT		09.84 -	20469	Driveshaft	L/R				15	L:462
		MT/AT			20426	Joint Kit		ws	gs		29	
		MT/AT			23018	Boot Kit		ws	gs			L:120/Ø1=26/Ø2=108/with cap
528 i (135 kW)	06.81 - 12.87	MT/AT		09.84 -	20469	Driveshaft	L/R				15	L:462
		MT/AT			20426	Joint Kit		ws	gs		29	
		MT/AT			23018	Boot Kit		ws	gs			L:120/Ø1=26/Ø2=108/with cap
535 i, M 535 i (136/141/160 kW)	01.85 - 12.87	MT/AT			20469	Driveshaft	L/R				15	L:462
		MT/AT			20426	Joint Kit		ws	gs		29	
		MT/AT			23018	Boot Kit		ws	gs			L:120/Ø1=26/Ø2=108/with cap
M5 3.5 (211 kW)	08.85 - 12.87	MT/AT			20469	Driveshaft	L/R				14	L:462
		MT/AT			20426	Joint Kit		ws	gs		29	
		MT/AT			23018	Boot Kit		ws	gs			L:120/Ø1=26/Ø2=108/with cap
5 (E34)												
518 i (83/85 kW)	08.89 - 09.95	MT/AT			20541	Driveshaft	L/R				15	L:467.5
		MT/AT			20542	Joint Kit		ws	gs		29	G:25
		MT/AT			26116	Boot Kit		ws	gs			L:94/Ø1=22/Ø2=100/with cap
520 i (95 kW)	01.88 - 08.91	MT/AT			20541	Driveshaft	L/R				15	L:467.5
		MT/AT			20542	Joint Kit		ws	gs		29	G:25
		MT/AT			26116	Boot Kit		ws	gs			L:94/Ø1=22/Ø2=100/with cap
520 i 24V (110 kW)	09.89 - 09.95	MT			21982	Driveshaft	L/R				15	L:467.5
		AT			20541	Driveshaft	L/R				15	L:467.5
		AT			20542	Joint Kit		ws	gs		29	G:25
		MT/AT			26116	Boot Kit		ws	gs			L:94/Ø1=22/Ø2=100/with cap
524 td (85 kW)	03.88 - 09.95	MT/AT			20541	Driveshaft	L/R				15	L:467.5
		MT/AT			20542	Joint Kit		ws	gs		29	G:25
		MT/AT			26116	Boot Kit		ws	gs			L:94/Ø1=22/Ø2=100/with cap
525 i (125 kW)	01.88 - 08.91	MT/AT			20541	Driveshaft	L/R				15	L:467.5
		MT/AT			20542	Joint Kit		ws	gs		29	G:25
		MT/AT			26116	Boot Kit		ws	gs			L:94/Ø1=22/Ø2=100/with cap
525 i 24V (141 kW)	09.89 - 09.95	MT/AT			20541	Driveshaft	L/R				15	L:467.5
		MT/AT			20542	Joint Kit		ws	gs		29	G:25
		MT/AT			26116	Boot Kit		ws	gs			L:94/Ø1=22/Ø2=100/with cap
525 i X 24V (141 kW)	10.91 - 09.95	MT/AT			20541	Driveshaft	L/R	R			15	L:467.5
		MT/AT			20542	Joint Kit		R	ws	gs	29	G:25



		MT/AT			<b>26116</b>	Boot Kit		R	ws	gs		L:94/Ø1=22/Ø2=100/with cap
525 td (85 kW)	04.93 - 09.95	MT/AT			<b>20541</b>	Driveshaft	L/R				15	L:467.5
		MT/AT			<b>20542</b>	Joint Kit			ws	gs	29	G:25
		MT/AT			<b>26116</b>	Boot Kit			ws	gs		L:94/Ø1=22/Ø2=100/with cap
525 tds (105 kW)	09.91 - 09.95	MT/AT			<b>20541</b>	Driveshaft	L/R				15	L:467.5
		MT/AT			<b>20542</b>	Joint Kit			ws	gs	29	G:25
		MT/AT			<b>26116</b>	Boot Kit			ws	gs		L:94/Ø1=22/Ø2=100/with cap
530 i (138 kW)	01.88 - 08.91	MT/AT			<b>20537</b>	Driveshaft	L/R				15	L:458.5
		MT/AT			<b>20426</b>	Joint Kit			ws	gs	29	
		MT/AT			<b>23018</b>	Boot Kit			ws	gs		L:120/Ø1=26/Ø2=108/with cap
530 i V8 (160 kW)	09.92 - 09.95	MT			<b>20537</b>	Driveshaft	L/R				15	L:458.5
		AT			<b>20541</b>	Driveshaft	L/R				15	L:467.5
		MT			<b>20426</b>	Joint Kit			ws	gs	29	
		AT			<b>20542</b>	Joint Kit			ws	gs	29	G:25
		MT			<b>23018</b>	Boot Kit			ws	gs		L:120/Ø1=26/Ø2=108/with cap
		AT			<b>26116</b>	Boot Kit			ws	gs		L:94/Ø1=22/Ø2=100/with cap
535 i (155 kW)	01.88 - 09.95	MT/AT			<b>20537</b>	Driveshaft	L/R				15	L:458.5
		MT/AT			<b>20426</b>	Joint Kit			ws	gs	29	
		MT/AT			<b>23018</b>	Boot Kit			ws	gs		L:120/Ø1=26/Ø2=108/with cap
540 i V8 (210 kW)	09.92 - 09.95	AT			<b>20537</b>	Driveshaft	L/R				15	L:458.5
		AT			<b>20426</b>	Joint Kit			ws	gs	29	
		MT/AT			<b>23018</b>	Boot Kit			ws	gs		L:120/Ø1=26/Ø2=108/with cap
M5 3.6 (232 kW)	10.88 - 05.92	MT/AT			<b>20537</b>	Driveshaft	L/R				15	L:458.5
		MT/AT			<b>20426</b>	Joint Kit			ws	gs	29	
		MT/AT			<b>23018</b>	Boot Kit			ws	gs		L:120/Ø1=26/Ø2=108/with cap
M5 3.8 (250 kW)	03.92 - 09.95	MT/AT			<b>20537</b>	Driveshaft	L/R				15	L:458.5
		MT/AT			<b>20426</b>	Joint Kit			ws	gs	29	
		MT/AT			<b>23018</b>	Boot Kit			ws	gs		L:120/Ø1=26/Ø2=108/with cap
<b>5 TOURING (E34)</b>												
518 g (85 kW)	11.95 - 06.96	MT/AT			<b>20541</b>	Driveshaft	L/R				15	L:467.5
		MT/AT			<b>20542</b>	Joint Kit			ws	gs	29	G:25
		MT/AT			<b>26116</b>	Boot Kit			ws	gs		L:94/Ø1=22/Ø2=100/with cap
518 i (83 kW)	03.93 - 09.94	MT/AT			<b>20541</b>	Driveshaft	L/R				15	L:467.5
		MT/AT			<b>20542</b>	Joint Kit			ws	gs	29	G:25
		MT/AT			<b>26116</b>	Boot Kit			ws	gs		L:94/Ø1=22/Ø2=100/with cap
518 i (85 kW)	09.94 - 01.97	MT/AT			<b>20541</b>	Driveshaft	L/R				15	L:467.5
		MT/AT			<b>20542</b>	Joint Kit			ws	gs	29	G:25
		MT/AT			<b>26116</b>	Boot Kit			ws	gs		L:94/Ø1=22/Ø2=100/with cap
520 i (110 kW)	11.91 - 01.97	MT			<b>21982</b>	Driveshaft	L/R				15	L:467.5
		AT			<b>20541</b>	Driveshaft	L/R				15	L:467.5
		AT			<b>20542</b>	Joint Kit			ws	gs	29	G:25
		MT/AT			<b>26116</b>	Boot Kit			ws	gs		L:94/Ø1=22/Ø2=100/with cap
525 i (141 kW)	11.91 - 01.97	MT			<b>21982</b>	Driveshaft	L/R				15	L:467.5
		AT			<b>20541</b>	Driveshaft	L/R				15	L:467.5
		AT			<b>20542</b>	Joint Kit			ws	gs	29	G:25
		MT/AT			<b>26116</b>	Boot Kit			ws	gs		L:94/Ø1=22/Ø2=100/with cap
525 i X (141 kW)	02.92 - 01.97	MT/AT			<b>20541</b>	Driveshaft	L/R	R			15	L:467.5
		MT/AT			<b>20542</b>	Joint Kit		R	ws	gs	29	G:25
		MT/AT			<b>26116</b>	Boot Kit		R	ws	gs		L:94/Ø1=22/Ø2=100/with cap
525 td (85 kW)	03.93 - 01.97	MT/AT			<b>20541</b>	Driveshaft	L/R				15	L:467.5
		MT/AT			<b>20542</b>	Joint Kit			ws	gs	29	G:25




		Transm. <b>MT</b> Manual <b>AT</b> Autom.	with ABS Ring		<b>Part-No.</b>	<b>Description</b>	<b>L</b> Left <b>R</b> Right	<b>F</b> Front <b>R</b> Rear	<b>Wheel</b> <b>Side</b>	<b>Gear</b> <b>Box</b> <b>Side</b>	<b>Pic.</b> <b>No.</b>	<b>Technical Specification</b>  Further details on page I
---	---	---	---------------------	--	-----------------	--------------------	---------------------------------------	---------------------------------------	-----------------------------	--	---------------------------	---

( BMW )

( BMW )

<b>5 TOURING (E34)</b>												
525 td (85 kW)	03.93 - 01.97	MT/AT			<b>26116</b>	Boot Kit			ws	gs		L:94/Ø1=22/Ø2=100/with cap
525 tds (105 kW)	12.91 - 01.97	MT/AT			<b>20541</b>	Driveshaft	L/R				15	L:467.5
		MT/AT			<b>20542</b>	Joint Kit			ws	gs	29	G:25
		MT/AT			<b>26116</b>	Boot Kit			ws	gs		L:94/Ø1=22/Ø2=100/with cap
530 i V8 (160 kW)	09.92 - 01.97	MT			<b>20537</b>	Driveshaft	L/R				15	L:458.5
		AT			<b>20541</b>	Driveshaft	L/R				15	L:467.5
		MT			<b>20426</b>	Joint Kit			ws	gs	29	
		AT			<b>20542</b>	Joint Kit			ws	gs	29	G:25
		MT			<b>23018</b>	Boot Kit			ws	gs		L:120/Ø1=26/Ø2=108/with cap
		AT			<b>26116</b>	Boot Kit			ws	gs		L:94/Ø1=22/Ø2=100/with cap
540 i (210 kW)	09.93 - 01.97	AT			<b>20537</b>	Driveshaft	L/R				14	L:458.5
		AT			<b>20426</b>	Joint Kit			ws	gs	29	
		MT/AT			<b>23018</b>	Boot Kit			ws	gs		L:120/Ø1=26/Ø2=108/with cap
M5 3.8 (250 kW)	09.94 - 01.97	MT/AT			<b>20537</b>	Driveshaft	L/R				15	L:458.5
		MT/AT			<b>20426</b>	Joint Kit			ws	gs	29	
		MT/AT			<b>23018</b>	Boot Kit			ws	gs		L:120/Ø1=26/Ø2=108/with cap
<b>5 (E39)</b>												
520 i (110 kW)	01.96 - 09.00	MT/AT			<b>23232</b>	Boot Kit				gs		L:105/Ø1=22/Ø2=94
523 i (125 kW)	11.95 - 09.00	MT/AT			<b>26246</b>	Boot Kit			ws			L:78/Ø1=21/Ø2=52
		MT/AT			<b>26259</b>	Boot Kit				gs		L:94/Ø1=22/Ø2=100/with cap
525 tds (105 kW)	01.96 - 09.00	MT/AT			<b>26246</b>	Boot Kit			ws			L:78/Ø1=21/Ø2=52
		MT/AT			<b>26259</b>	Boot Kit				gs		L:94/Ø1=22/Ø2=100/with cap
525 i (141 kW)	09.00 - 06.03	MT/AT			<b>23231</b>	Boot Kit				gs		L:104/Ø1=22/Ø2=100
528 i (142 kW)	11.95 - 09.00	MT/AT			<b>26246</b>	Boot Kit			ws			L:78/Ø1=21/Ø2=52
		MT/AT			<b>26259</b>	Boot Kit				gs		L:94/Ø1=22/Ø2=100/with cap
530 d (135 kW)	08.98 - 09.00	MT/AT			<b>23224</b>	Boot Kit				gs		L:80/Ø1=25/Ø2=107.5
<b>5 TOURING (E39)</b>												
520 i (110 kW)	01.97 - 09.00	MT/AT			<b>23232</b>	Boot Kit				gs		L:105/Ø1=22/Ø2=94
523 i (125 kW)	01.97 - 09.00	MT/AT			<b>23231</b>	Boot Kit				gs		L:104/Ø1=22/Ø2=100
528 i (142 kW)	01.97 - 09.00	MT/AT			<b>23231</b>	Boot Kit				gs		L:104/Ø1=22/Ø2=100
530 d (135/142 kW)	08.98 - 09.00	MT/AT			<b>23224</b>	Boot Kit				gs		L:80/Ø1=25/Ø2=107.5
<b>5 (E60)</b>												
520 i (125 kW)	07.03 -	MT/AT			<b>21867</b>	Boot Kit			ws			L:76/Ø1=30/Ø2=44
		MT/AT			<b>23229</b>	Boot Kit				gs		L:77/Ø1=30/Ø2=44
525 i (141 kW)	09.03 -	MT/AT			<b>21899</b>	Boot Kit			ws			L:74/Ø1=22/Ø2=52
		MT/AT			<b>23230</b>	Boot Kit				gs		L:76/Ø1=31/Ø2=51
525 i / 525 xi (160 kW)	01.07 -	MT/AT			<b>24534</b>	Driveshaft	L/R				1	L:680/A30
530 i (170 kW)	07.03 -	MT/AT			<b>21899</b>	Boot Kit			ws			L:74/Ø1=22/Ø2=52
		MT/AT			<b>23230</b>	Boot Kit				gs		L:76/Ø1=31/Ø2=51
530 i / 530 xi (190/200 kW)	07.05 -	MT/AT			<b>24534</b>	Driveshaft	L/R				1	L:680/A30

520 d (110/120 kW)	07.05 -	MT/AT			24534	Driveshaft	L/R				1	L:680/A30
530 d (160 kW)	07.03 -	MT/AT			22981	Boot Kit			ws			L:78/Ø1=33/Ø2=54
		MT/AT			23227	Boot Kit				gs		L:78/Ø1=33/Ø2=54
<b>5 TOURING (E61)</b>												
520 i (125 kW)	06.04 -	MT/AT			21867	Boot Kit			ws			L:76/Ø1=30/Ø2=44
		MT/AT			23229	Boot Kit				gs		L:77/Ø1=30/Ø2=44
525 i (141 kW)	06.04 -	MT/AT			21899	Boot Kit			ws			L:74/Ø1=22/Ø2=52
		MT/AT			23230	Boot Kit				gs		L:76/Ø1=31/Ø2=51
525 i / 525 xi (160 kW)	01.07 -	MT/AT			24534	Driveshaft	L/R				1	L:680/A30
530 i (170 kW)	06.04 -	MT/AT			21899	Boot Kit			ws			L:74/Ø1=22/Ø2=52
		MT/AT			23230	Boot Kit				gs		L:76/Ø1=31/Ø2=51
530 i / 530 xi (170/190/200 kW)	06.04 -	MT/AT			24534	Driveshaft	L/R				1	L:680/A30
520 d (110/120 kW)	07.05 -	MT/AT			24534	Driveshaft	L/R				1	L:680/A30
530 d (160 kW)	06.04 -	MT/AT			22981	Boot Kit			ws			L:78/Ø1=33/Ø2=54
		MT/AT			23227	Boot Kit				gs		L:78/Ø1=33/Ø2=54
<b>6 (E24)</b>												
628 CSi (135 kW)	09.79 - 08.87	MT/AT		04.83 -	20469	Driveshaft	L/R				15	L:462
		MT/AT		- 05.82	20459	Joint Kit			ws	gs	29	G:28
		MT/AT		05.82 -	20426	Joint Kit			ws	gs	29	
		MT/AT		- 05.82	26145	Boot Kit			ws	gs		L:82/Ø1=24/Ø2=61
		MT/AT		05.82 -	23018	Boot Kit			ws	gs		L:120/Ø1=26/Ø2=108/with cap
630 CS (135/136 kW)	04.76 - 08.79	MT/AT			20459	Joint Kit			ws	gs	29	G:28
		MT/AT			26145	Boot Kit			ws	gs		L:82/Ø1=24/Ø2=61
633 CSi (145 kW)	09.78 - 08.84	MT/AT			20459	Joint Kit			ws	gs	29	G:28
		MT/AT			26145	Boot Kit			ws	gs		L:82/Ø1=24/Ø2=61
633 CSi (147 kW)	04.76 - 09.78	MT/AT			20459	Joint Kit			ws	gs	29	G:28
		MT/AT			26145	Boot Kit			ws	gs		L:82/Ø1=24/Ø2=61
635 CSi (136 kW)	01.85 - 05.89	MT/AT			20469	Driveshaft	L/R				15	L:462
		MT/AT			20426	Joint Kit			ws	gs	29	
		MT/AT			23018	Boot Kit			ws	gs		L:120/Ø1=26/Ø2=108/with cap
635 CSi (141 kW)	04.85 - 09.90	MT/AT			20469	Driveshaft	L/R				15	L:462
		MT/AT			20426	Joint Kit			ws	gs	29	
		MT/AT			23018	Boot Kit			ws	gs		L:120/Ø1=26/Ø2=108/with cap
635 CSi (155 kW)	08.87 - 05.89	MT/AT			20469	Driveshaft	L/R				15	L:462
		MT/AT			20426	Joint Kit			ws	gs	29	
		MT/AT			23018	Boot Kit			ws	gs		L:120/Ø1=26/Ø2=108/with cap
635 CSi (160 kW)	06.78 - 08.88	MT/AT		04.83 -	20469	Driveshaft	L/R				14	L:462
		MT/AT		- 05.82	20459	Joint Kit			ws		15	G:28
		MT/AT		05.82 -	20426	Joint Kit			ws	gs	29	
		MT/AT		- 05.82	20461	Joint Kit				gs	29	G:28
		MT/AT		- 05.82	26145	Boot Kit			ws			L:82/Ø1=24/Ø2=61
		MT/AT		05.82 -	23018	Boot Kit			ws	gs		L:120/Ø1=26/Ø2=108/with cap
M 635 CSi (191 kW)	10.86 - 10.88	MT/AT			20469	Driveshaft	L/R				15	L:462
		MT/AT			20426	Joint Kit			ws	gs	29	
		MT/AT			23018	Boot Kit			ws	gs		L:120/Ø1=26/Ø2=108/with cap
M 635 CSi (211 kW)	03.84 - 05.89	MT/AT			20469	Driveshaft	L/R				15	L:462
		MT/AT			20426	Joint Kit			ws	gs	29	
		MT/AT			23018	Boot Kit			ws	gs		L:120/Ø1=26/Ø2=108/with cap
<b>6 (E64)</b>												
630 i (190/200 kW)	09.04 -	MT/AT			24534	Driveshaft	L/R				1	L:680/A30

		Transm.	with ABS Ring		Part-No.	Description	L Left R Right	F Front R Rear	Wheel Side	Gear Box Side	Pic. No.	Technical Specification  Further details on page I
		MT Manual AT Autom.										

( BMW )

( BMW )

7 (E23)												
728 (125 kW)	05.77 - 08.79	MT/AT			20459	Joint Kit			ws	gs	29	G:28
		MT/AT			26145	Boot Kit			ws	gs		L:82/Ø1=24/Ø2=61
728 i (135 kW)	07.78 - 08.86	MT/AT			20426	Joint Kit			ws	gs	29	
		MT/AT			23018	Boot Kit			ws	gs		L:120/Ø1=26/Ø2=108/with cap
730 (135 kW)	05.77 - 08.79	MT/AT			20459	Joint Kit			ws	gs	29	G:28
		MT/AT			26145	Boot Kit			ws	gs		L:82/Ø1=24/Ø2=61
732 i/733 i (145 kW)	05.77 - 08.86	MT/AT		- 09.81	20459	Joint Kit			ws	gs	29	G:28
		MT/AT		09.81 -	20426	Joint Kit			ws	gs	29	
		MT/AT		- 09.81	26145	Boot Kit			ws	gs		L:82/Ø1=24/Ø2=61
		MT/AT		09.81 -	23018	Boot Kit			ws	gs		L:120/Ø1=26/Ø2=108/with cap
735 i (136/141 kW)	01.85 - 08.86	MT/AT			20426	Joint Kit			ws	gs	29	
		MT/AT			23018	Boot Kit			ws	gs		L:120/Ø1=26/Ø2=108/with cap
735 i (160 kW)	09.79 - 08.86	MT/AT		- 09.81	20459	Joint Kit			ws		29	G:28
		MT/AT		09.81 -	20426	Joint Kit			ws	gs	29	
		MT/AT		- 09.81	20461	Joint Kit				gs	29	G:28
		MT/AT		- 09.81	26145	Boot Kit			ws			L:82/Ø1=24/Ø2=61
		MT/AT		09.81 -	23018	Boot Kit			ws	gs		L:120/Ø1=26/Ø2=108/with cap
745 i (185 kW)	04.80 - 08.86	MT/AT		- 09.81	20459	Joint Kit			ws		29	G:28
		MT/AT		09.81 -	20426	Joint Kit			ws	gs	29	
		MT/AT		- 09.81	20461	Joint Kit				gs	29	G:28
		MT/AT		- 09.81	26145	Boot Kit			ws			L:82/Ø1=24/Ø2=61
		MT/AT		09.81 -	23018	Boot Kit			ws	gs		L:120/Ø1=26/Ø2=108/with cap
7 (E32)												
730 i,iL (138/145 kW)	12.86 - 09.94	MT			20426	Joint Kit			ws	gs	29	
		AT		- 11.91	20426	Joint Kit			ws	gs	29	
		MT			23018	Boot Kit			ws	gs		L:120/Ø1=26/Ø2=108/with cap
		AT		- 11.91	23018	Boot Kit			ws	gs		L:120/Ø1=26/Ø2=108/with cap
		AT		11.91 -	26116	Boot Kit			ws	gs		L:94/Ø1=22/Ø2=100/with cap
730 i,iL V8 (160 kW)	04.92 - 09.94	AT			26116	Boot Kit			ws	gs		L:94/Ø1=22/Ø2=100/with cap
735 i,iL (155 kW)	09.86 - 09.92	MT/AT			20426	Joint Kit			ws	gs	29	
		MT/AT			23018	Boot Kit			ws	gs		L:120/Ø1=26/Ø2=108/with cap
735 i,iL (162 kW)	09.86 - 12.87	MT/AT			20426	Joint Kit			ws	gs	29	
		MT/AT			23018	Boot Kit			ws	gs		L:120/Ø1=26/Ø2=108/with cap
740 i,iL V8 (210 kW)	04.92 - 09.94	AT			20426	Joint Kit			ws	gs	29	
		AT			23018	Boot Kit			ws	gs		L:120/Ø1=26/Ø2=108/with cap
750 i,iL V12 (220 kW)	09.87 - 09.94	AT			20426	Joint Kit			ws	gs	29	
		AT			23018	Boot Kit			ws	gs		L:120/Ø1=26/Ø2=108/with cap
7 (E38)												
728 i,iL (142 kW)	08.95 - 11.01	MT			26240	Boot Kit			ws			L:68.5/Ø1=25.5/Ø2=57.8
		AT			26244	Boot Kit			ws			L:78/Ø1=21/Ø2=52

		MT			26241	Boot Kit				gs		L:102/Ø1=25.5/Ø2=108/with cap
		AT			26245	Boot Kit				gs		L:94/Ø1=22/Ø2=100/with cap
730 i,iL (155/160 kW)	10.94 - 11.01	MT			26240	Boot Kit			ws			L:68.5/Ø1=25.5/Ø2=57.8
		AT			26244	Boot Kit			ws			L:78/Ø1=21/Ø2=52
		MT			26241	Boot Kit				gs		L:102/Ø1=25.5/Ø2=108/with cap
		AT			26245	Boot Kit				gs		L:94/Ø1=22/Ø2=100/with cap
740 i,iL (210 kW)	10.94 - 11.01	MT			23760	Driveshaft	L/R				14	L:648
		MT			26242	Boot Kit			ws			L:71/Ø1=25/Ø2=56
		AT			26240	Boot Kit			ws			L:68.5/Ø1=25.5/Ø2=57.8
		MT			26243	Boot Kit				gs		L:102/Ø1=24/Ø2=108/with cap
		AT			26241	Boot Kit				gs		L:102/Ø1=25.5/Ø2=108/with cap
750 i,iL (240 kW)	12.94 - 11.01	AT			23760	Driveshaft	L/R				14	L:648
		AT			26242	Boot Kit			ws			L:71/Ø1=25/Ø2=56
		AT			26243	Boot Kit				gs		L:102/Ø1=24/Ø2=108/with cap
<b>8 (E31)</b>												
840 i (210 kW)	02.93 - 02.96	MT/AT			26268	Boot Kit			ws			L:85/Ø1=27/Ø2=97
		MT/AT			26269	Boot Kit				gs		L:94/Ø1=25/Ø2=108/with cap
850 Ci (240 kW)	09.94 - 12.99	MT/AT			26270	Boot Kit			ws			L:99/Ø1=28/Ø2=98
		MT/AT			26271	Boot Kit				gs		L:102/Ø1=24/Ø2=108/with cap
850 CSi (280 kW)	04.93 - 12.96	MT			26270	Boot Kit			ws			L:99/Ø1=28/Ø2=98
		AT			26268	Boot Kit			ws			L:85/Ø1=27/Ø2=97
		MT			26271	Boot Kit				gs		L:102/Ø1=24/Ø2=108/with cap
		AT			26269	Boot Kit				gs		L:94/Ø1=25/Ø2=108/with cap
850 i,Ci (220 kW)	04.90 - 10.94	MT			26270	Boot Kit			ws			L:99/Ø1=28/Ø2=98
		AT			26268	Boot Kit			ws			L:85/Ø1=27/Ø2=97
		MT			26271	Boot Kit				gs		L:102/Ø1=24/Ø2=108/with cap
		AT			26269	Boot Kit				gs		L:94/Ø1=25/Ø2=108/with cap
<b>X3 (E83)</b>												
2.0 i (110 kW)	07.05 -	MT	x		24351	Driveshaft	L	R			14	L:633/A:30/ABS:48
		MT	x		24352	Driveshaft	R	R			14	L:686/A:30/ABS:48
2.5 i (141 kW)	01.04 -	MT/AT			24356	Driveshaft	R	F				L:924/A:30/D:27
		MT	x		24361	Driveshaft	L	R			14	L:645/A:30/ABS:48
		MT	x		24362	Driveshaft	R	R			14	L:688/A:30/ABS:48
2.5 si (160 kW)	09.06 -	MT/AT			24356	Driveshaft	R	F				L:924/A:30/D:27
3.0 i (170 kW)	01.04 -	MT/AT			24356	Driveshaft	R	F				L:924/A:30/D:27
		MT	x	12.05 -, (tubular shaft)	24351	Driveshaft	L	R			14	L:633/A:30/ABS:48
		MT	x	12.05 -, (solid shaft)	24361	Driveshaft	L	R			14	L:645/A:30/ABS:48
		MT	x	12.05 -, (tubular shaft)	24352	Driveshaft	R	R			14	L:686/A:30/ABS:48
		MT	x	12.05 -, (solid shaft)	24362	Driveshaft	R	R			14	L:688/A:30/ABS:48
3.0 si (200 kW)	09.06 -	MT/AT			24356	Driveshaft	R	F				L:924/A:30/D:27
2.0 d (110 kW)	10.04 -	MT/AT			24356	Driveshaft	R	F				L:924/A:30/D:27
		MT	x	07.05 -, (tubular shaft)	24351	Driveshaft	L	R			14	L:633/A:30/ABS:48
		MT	x	07.05 -, (solid shaft)	24361	Driveshaft	L	R			14	L:645/A:30/ABS:48
		MT	x	07.05 -, (tubular shaft)	24352	Driveshaft	R	R			14	L:686/A:30/ABS:48
		MT	x	07.05 -, (solid shaft)	24362	Driveshaft	R	R			14	L:688/A:30/ABS:48
2.0 d (130 kW)	09.07 -	MT/AT			24356	Driveshaft	R	F				L:924/A:30/D:27
3.0 d (150/160 kW)	01.04 -	MT/AT			24356	Driveshaft	R	F				L:924/A:30/D:27
		AT	x	tubular shaft	24351	Driveshaft	L	R			14	L:633/A:30/ABS:48
		MT/AT	x	solid shaft	24361	Driveshaft	L	R			14	L:645/A:30/ABS:48
		AT	x	tubular shaft	24352	Driveshaft	R	R			14	L:686/A:30/ABS:48

		Transm.	with ABS Ring		Part-No.	Description	L	F	Wheel Side	Gear Box Side	Pic. No.	Technical Specification  Further details on page I
		MT Manual AT Autom.					Left R Right	Front R Rear				

( BMW )




( BMW )

X3 (E83)													
3.0 d (150/160 kW)	01.04 -	MT/AT	x	solid shaft	24362	Driveshaft	R	R			14	L:688/A:30/ABS:48	
3.0 sd (210 kW)	09.06 -	MT/AT			24356	Driveshaft	R	F				L:924/A:30/D:27	
X5 (E53)													
3.0 i (163/170 kW)	05.00 -	MT/AT			24148	Driveshaft	L	F			6	L:588/A:30/D:27/O:65	
		MT/AT			24609	Driveshaft	L	F			6	L:588/A:30/D:27/O:59	
		MT/AT			24149	Driveshaft	R	F			6	L:994/A:30/D:27/O:65	
		MT/AT			24610	Driveshaft	R	F			6	L:994/A:30/D:27/O:59	
		MT			24150	Driveshaft	L/R	R			1	L:657/A:30	
		AT			24151	Driveshaft	L/R	R			1	L:650/A:30	
		MT/AT			21499	Boot Kit		F	ws				L:88/Ø1=24/Ø2=92
		MT			26240	Boot Kit		R	ws				L:68.5/Ø1=25.5/Ø2=57.8
		AT			21784	Boot Kit		R	ws				L:123/Ø1=25/Ø2=107/with cap
		MT/AT		TPE boot	23271	Boot Kit		F		gs			L:128/Ø1=27/Ø2=96
4.4 i (210 kW)	05.00 -	MT/AT			24148	Driveshaft	L	F			6	L:588/A:30/D:27/O:65	
		MT/AT		OE: 31607503537	24609	Driveshaft	L	F			6	L:588/A:30/D:27/O:59	
		MT/AT			24149	Driveshaft	R	F			6	L:994/A:30/D:27/O:65	
		MT/AT		OE: 31607503538	24610	Driveshaft	R	F			6	L:994/A:30/D:27/O:59	
		MT			24150	Driveshaft	L/R	R			1	L:657/A:30	
		MT			21499	Boot Kit		F	ws				L:88/Ø1=24/Ø2=92
		MT			21784	Boot Kit		R	ws				L:123/Ø1=25/Ø2=107/with cap
		MT		TPE boot	23271	Boot Kit		F		gs			L:128/Ø1=27/Ø2=96
		AT			26245	Boot Kit		R		gs			L:94/Ø1=22/Ø2=100/with cap
		4.4 i (235 kW)	12.03 -	MT/AT			24148	Driveshaft	L	F			6
MT/AT				OE: 31607503537	24609	Driveshaft	L	F			6	L:588/A:30/D:27/O:59	
MT/AT					24149	Driveshaft	R	F			6	L:994/A:30/D:27/O:65	
MT/AT				OE: 31607503538	24610	Driveshaft	R	F			6	L:994/A:30/D:27/O:59	
MT					24150	Driveshaft	L/R	R			1	L:657/A:30	
MT					21499	Boot Kit		F	ws				L:88/Ø1=24/Ø2=92
MT					26240	Boot Kit		R	ws				L:68.5/Ø1=25.5/Ø2=57.8
MT				TPE boot	23271	Boot Kit		F		gs			L:128/Ø1=27/Ø2=96
AT					26241	Boot Kit		R		gs			L:102/Ø1=25.5/Ø2=108/with cap
4.6 is (255 kW)	02.02 -			MT/AT			24148	Driveshaft	L	F			6
		MT/AT		OE: 31607503537	24609	Driveshaft	L	F			6	L:588/A:30/D:27/O:59	
		MT/AT			24149	Driveshaft	R	F			6	L:994/A:30/D:27/O:65	
		MT/AT		OE: 31607503538	24610	Driveshaft	R	F			6	L:994/A:30/D:27/O:59	
		MT			24150	Driveshaft	L/R	R			1	L:657/A:30	
		MT			21499	Boot Kit		F	ws				L:88/Ø1=24/Ø2=92
		MT			26240	Boot Kit		R	ws				L:68.5/Ø1=25.5/Ø2=57.8
		MT		TPE boot	23271	Boot Kit		F		gs			L:128/Ø1=27/Ø2=96

		MT			<b>26241</b>	Boot Kit		R		gs		L:102/Ø1=25.5/Ø2=108/with cap
4.8 is (265 kW)	04.04 -	MT/AT			<b>24148</b>	Driveshaft	L	F			6	L:588/A:30/D:27/O:65
		MT/AT		OE: 31607503537	<b>24609</b>	Driveshaft	L	F			6	L:588/A:30/D:27/O:59
		MT/AT			<b>24149</b>	Driveshaft	R	F			6	L:994/A:30/D:27/O:65
		MT/AT		OE: 31607503538	<b>24610</b>	Driveshaft	R	F			6	L:994/A:30/D:27/O:59
		MT			<b>24150</b>	Driveshaft	L/R	R			1	L:657/A:30
		MT			<b>21499</b>	Boot Kit		F	ws			L:88/Ø1=24/Ø2=92
		MT			<b>26240</b>	Boot Kit		R	ws			L:68.5/Ø1=25.5/Ø2=57.8
		MT		TPE boot	<b>23271</b>	Boot Kit		F		gs		L:128/Ø1=27/Ø2=96
		MT			<b>26241</b>	Boot Kit		R		gs		L:102/Ø1=25.5/Ø2=108/with cap
3.0 d (135/160 kW)	05.01 -	MT/AT			<b>24148</b>	Driveshaft	L	F			6	L:588/A:30/D:27/O:65
		MT/AT		OE: 31607503537	<b>24609</b>	Driveshaft	L	F			6	L:588/A:30/D:27/O:59
		MT/AT			<b>24149</b>	Driveshaft	R	F			6	L:994/A:30/D:27/O:65
		MT/AT		OE: 31607503538	<b>24610</b>	Driveshaft	R	F			6	L:994/A:30/D:27/O:59
		MT			<b>24150</b>	Driveshaft	L/R	R			1	L:657/A:30
		AT			<b>24151</b>	Driveshaft	L/R	R			1	L:650/A:30
		MT/AT			<b>21499</b>	Boot Kit		F	ws			L:88/Ø1=24/Ø2=92
		MT			<b>26240</b>	Boot Kit		R	ws			L:68.5/Ø1=25.5/Ø2=57.8
		AT			<b>21784</b>	Boot Kit		R	ws			L:123/Ø1=25/Ø2=107/with cap
		MT/AT		TPE boot	<b>23271</b>	Boot Kit		F		gs		L:128/Ø1=27/Ø2=96
		MT			<b>26241</b>	Boot Kit		R		gs		L:102/Ø1=25.5/Ø2=108/with cap
		AT			<b>26245</b>	Boot Kit		R		gs		L:94/Ø1=22/Ø2=100/with cap
<b>Z3</b>												
1.8 (85 kW)	10.95 - 10.98	MT/AT			<b>21989</b>	Joint Kit				gs	29	
		MT/AT			<b>26073</b>	Boot Kit				gs		L:108/Ø1=23/Ø2=94/with cap
1.9 (87 kW)	07.98 - 01.03	MT/AT			<b>21989</b>	Joint Kit				gs	29	
		MT/AT			<b>26073</b>	Boot Kit				gs		L:108/Ø1=23/Ø2=94/with cap
1.9 (103 kW)	10.95 - 03.99	MT/AT	x		<b>21071</b>	Driveshaft	L/R				14	L:623/A:27/ABS:48
		MT/AT	x	(+)ASD	<b>21070</b>	Driveshaft	L/R				14	L:610.6/A:27/ABS:48
		MT/AT			<b>21989</b>	Joint Kit				gs	29	
		MT/AT			<b>26073</b>	Boot Kit				gs		L:108/Ø1=23/Ø2=94/with cap
2.0 (110 kW)	04.99 - 01.03	MT/AT	x		<b>21071</b>	Driveshaft	L/R				14	L:623/A:27/ABS:48
		MT/AT	x	(+)ASD	<b>21070</b>	Driveshaft	L/R				14	L:610.6/A:27/ABS:48
		MT/AT			<b>21989</b>	Joint Kit				gs	29	
		MT/AT			<b>26073</b>	Boot Kit				gs		L:108/Ø1=23/Ø2=94/with cap
2.2 (125 kW)	08.00 - 01.03	MT/AT			<b>21992</b>	Joint Kit				gs	29	G:25/Ø Joint:100
		MT/AT			<b>26075</b>	Boot Kit				gs		L:102/Ø1=23/Ø2=100/with cap
2.8 (141 kW)	04.97 - 06.00	MT/AT			<b>21992</b>	Joint Kit				gs	29	G:25/Ø Joint:100
		MT/AT			<b>26075</b>	Boot Kit				gs		L:102/Ø1=23/Ø2=100/with cap

**CHEVROLET**
**CHEVROLET**

<b>EVANDA</b>												
2.0 (96 kW)	08.02 -	MT			<b>22199</b>	Joint Kit			ws		27	A:28/F:32/O:56/Z
		MT		TPE boot	<b>22200</b>	Boot Kit			ws			L:149/Ø1=26.5/Ø2=89
<b>KADETT (BRAZIL)</b>												
1.8, 2.0	01.84 -	MT/AT			<b>21455</b>	Joint Kit			ws		27	A:33/F:25
		MT/AT			<b>26039</b>	Boot Kit			ws			L:80/Ø1:22/Ø2:83
<b>KALOS</b>												
1.2 (53 kW)	04.03 -	MT	x		<b>21847</b>	Joint Kit			ws		27	A:22/F:19/O:52/Z/ABS:47

		Transm.	with ABS Ring		Part-No.	Description	L Left R Right	F Front R Rear	Wheel Side	Gear Box Side	Pic. No.	Technical Specification  Further details on page I
		MT Manual AT Autom.										

## ( CHEVROLET )

## ( CHEVROLET )

KALOS												
1.2 (53 kW)	04.03 -	MT		TPE boot	21848	Boot Kit			ws			L:106.2/Ø1=20.8/Ø2=70.6
1.4 / 1.4 16V (61/69 kW)	09.02 -	MT	x		21865	Joint Kit			ws		27	A:22/F:22/O:52/Z/ABS:47
		MT		TPE boot	21866	Boot Kit			ws			L:118/Ø1=23.5/Ø2=79
LANOS												
1.4 (55 kW)	05.97 -	MT	x	engine A14SMS	21824	Joint Kit			ws		27	A:22/F:29/O:52/Z/ABS:47
		MT		engine A14SMS, TPE boot	21842	Boot Kit			ws			L:145/Ø1=23/Ø2=83
1.5 (63 kW)	05.97 -	MT	x	engine A15SMS	21824	Joint Kit			ws		27	A:22/F:29/O:52/Z/ABS:47
		MT		engine A15SMS, TPE boot	21842	Boot Kit			ws			L:145/Ø1=23/Ø2=83
1.6 16V (78 kW)	05.97 -	MT	x	engine A16DMS	22197	Joint Kit			ws		27	A:33/F:29/O:52/Z/ABS:47
		MT		engine A16DMS, TPE boot	22198	Boot Kit			ws			L:145/Ø1=23/Ø2=83
		MT		engine A16DMS	23206	Boot Kit	L			gs		L:90/Ø1=21/Ø2=99
		MT		engine A16DMS	23208	Boot Kit	R			gs		L:93/Ø1=35/Ø2=99
MATIZ												
0.8 (38 kW)	03.05 -	MT	x	engine F8CV	21189	Joint Kit			ws		27	A:23/F:19/DF:209/O:46/X/ABS:40
		MT		engine F8CV	25512	Boot Kit			ws			L:90/Ø1=19/Ø2=83
1.0 (47 kW)	03.05 -	MT	x	engine B10S	21189	Joint Kit			ws		27	A:23/F:19/DF:209/O:46/X/ABS:40
		MT		engine B10S	25512	Boot Kit			ws			L:90/Ø1=19/Ø2=83
1.0 (49 kW)	03.05 -	MT	x	engine B10S1	21189	Joint Kit			ws		27	A:23/F:19/DF:209/O:46/X/ABS:40
		MT		engine B10S1	25512	Boot Kit			ws			L:90/Ø1=19/Ø2=83
MONZA (BRAZIL)												
1.6	01.82 -	MT			21455	Joint Kit			ws		27	A:33/F:25
		MT			26039	Boot Kit			ws			L:80/Ø1:22/Ø2:83
1.8, 2.0	01.82 -	MT			21455	Joint Kit			ws		27	A:33/F:25
		AT		01.85 -	21455	Joint Kit			ws		27	A:33/F:25
		MT			26039	Boot Kit			ws			L:80/Ø1:22/Ø2:83
		AT		01.85 -	26039	Boot Kit			ws			L:80/Ø1:22/Ø2:83
NUBIRA / NUBIRA WAGON												
1.6 16V (78 kW)	05.97 -	MT	x	engine A16DMS	22197	Joint Kit			ws		27	A:33/F:29/O:52/Z/ABS:47
		MT		engine A16DMS, TPE boot	22198	Boot Kit			ws			L:145/Ø1=23/Ø2=83
		MT		engine A16DMS	23243	Boot Kit				gs		L:104/Ø1=24/Ø2=74
2.0 16V (98 kW)	05.97 -	MT	x	engine X20SED	22197	Joint Kit			ws		27	A:33/F:29/O:52/Z/ABS:47
		MT		engine X20SED, TPE boot	22198	Boot Kit			ws			L:145/Ø1=23/Ø2=83
REZZO/TACUMA												
1.6 (77 kW)	09.00 -	MT	x	Ch.-No. 750474 -	21947	Joint Kit			ws		27	A:33/F:29/O:52/Z/ABS:47
		MT		Ch.-No. 750474 -	21948	Boot Kit			ws			
1.8 (66/72/74 kW)	09.00 -	MT	x	Ch.-No. 750474 -	21947	Joint Kit			ws		27	A:33/F:29/O:52/Z/ABS:47
		MT		Ch.-No. 750474 -	21948	Boot Kit			ws			
2.0 (89/94 kW)	09.00 -	MT	x	Ch.-No. 750474 -	21949	Joint Kit			ws		27	A:33/F:32/O:52/Z/ABS:47
		MT		Ch.-No. 750474 -, TPE boot	21993	Boot Kit			ws			L:149/Ø1=26.5/Ø2=89



SPECTRUM												
1.5	01.85 - 12.89	MT/AT				23201	Joint Kit	L		ws	27	A:22/F:22/O:50/Z
		MT/AT				26273	Boot Kit	L		ws		L:86/Ø1=23/Ø2=74
		MT/AT				25523	Boot Kit	R		ws		L:88/Ø1=20/Ø2=71
TICO												
0.8 (35 kW)	02.95 - 12.00	MT		engine F8C		20351	Joint Kit			ws	27	A:23/F:19/O:44/Z
		MT		engine F8C		25512	Boot Kit			ws		L:90/Ø1=19/Ø2=83

## CHRYSLER




## CHRYSLER

VOYAGER I (ES)												
2.5 (74 kW)	08.90 - 09.95	MT	x			20146	Driveshaft	L			6	L:637/A:26/D:25/ABS:47
		MT	x			20147	Driveshaft	R			6	L:1025/A:26/D:25/ABS:47
3.3 (110/120 kW)	08.90 - 09.95	MT/AT	x	EU Prod		20148	Driveshaft	L			6	L:637/A:26/D:25/ABS:47
		MT/AT	x	EU Prod		20149	Driveshaft	R			6	L:1025/A:26/D:25/ABS:47
VOYAGER II (GS)												
2.0 i (98 kW)	01.95 - 03.01	MT	x	EU Prod		20140	Driveshaft	L			6	L:639/A:26/D:25/ABS:47
		MT	x	EU Prod		20141	Driveshaft	R			6	L:1030/A:26/D:25/ABS:47
2.4 i (111 kW)	01.95 - 03.01	MT	x	EU Prod		20140	Driveshaft	L			6	L:639/A:26/D:25/ABS:47
		AT	x	USA Prod		20142	Driveshaft	L			6	L:639/A:26/D:25/ABS:47
		MT	x	EU Prod		20141	Driveshaft	R			6	L:1030/A:26/D:25/ABS:47
		AT	x	USA Prod		20143	Driveshaft	R			6	L:1030/A:26/D:25/ABS:47
2.5 TD (85 kW)	01.95 - 03.01	MT	x	EU Prod		20140	Driveshaft	L			6	L:639/A:26/D:25/ABS:47
		MT	x	EU Prod		20141	Driveshaft	R			6	L:1030/A:26/D:25/ABS:47
3.0 (112 kW)	01.95 - 03.01	AT	x	USA Prod		20142	Driveshaft	L			6	L:639/A:26/D:25/ABS:47
		AT	x	USA Prod		20143	Driveshaft	R			6	L:1030/A:26/D:25/ABS:47
3.3 i (116 kW)	01.95 - 03.01	AT	x	EU Prod		20144	Driveshaft	L			6	L:639/A:26/D:25/ABS:47
		AT	x	USA Prod		20142	Driveshaft	L			6	L:639/A:26/D:25/ABS:47
		AT	x	EU Prod		20145	Driveshaft	R			6	L:1030/A:26/D:25/ABS:47
		AT	x	USA Prod		20143	Driveshaft	R			6	L:1030/A:26/D:25/ABS:47
3.8 i AWD (122/131 kW)	01.95 - 03.01	AT	x	EU Prod		20144	Driveshaft	L	F		6	L:639/A:26/D:25/ABS:47
		AT	x	USA Prod		20142	Driveshaft	L	F		6	L:639/A:26/D:25/ABS:47
		AT	x	EU Prod		20145	Driveshaft	R	F		6	L:1030/A:26/D:25/ABS:47
		AT	x	USA Prod		20143	Driveshaft	R	F		6	L:1030/A:26/D:25/ABS:47

## CITROËN

## CITROËN

2 CV / ACADIANE / AMI / DYANE												
10 Super (40 kW)	03.73 - 12.77	MT				20608	Joint w. Shaft	L/R		ws	21	L:440/A:22
		MT				20609	Joint Kit			gs		L:190
		MT				23059	Boot Kit			ws		Ø1=19/Ø2=78
4 (13 kW)	08.67 - 03.68	MT				20608	Joint w. Shaft	L/R		ws	21	L:440/A:22
		MT				20609	Joint Kit			gs		L:190
		MT				23059	Boot Kit			ws		Ø1=19/Ø2=78
4 (17 kW)	04.68 - 12.75	MT				20608	Joint w. Shaft	L/R		ws	21	L:440/A:22
		MT				20609	Joint Kit			gs		L:190
		MT				23059	Boot Kit			ws		Ø1=19/Ø2=78
6 (18 kW)	09.75 - 06.81	MT				20608	Joint w. Shaft	L/R		ws	21	L:440/A:22
		MT				20609	Joint Kit			gs		L:190




		Transm.	with ABS Ring		Part-No.	Description	L Left R Right	F Front R Rear	Wheel Side	Gear Box Side	Pic. No.	Technical Specification  Further details on page I
		MT Manual AT Autom.										

( CITROËN )

( CITROËN )

2 CV / ACADIANE / AMI / DYANE												
6 (18 kW)	09.75 - 06.81	MT			23059	Boot Kit			ws			Ø1=19/Ø2=78
6 (20 kW)	08.79 - 07.90	MT			20608	Joint w. Shaft	L/R		ws		21	L:440/A:22
		MT			20609	Joint Kit			gs			L:190
		MT			23059	Boot Kit			ws			Ø1=19/Ø2=78
6 (21 kW)	12.68 - 10.85	MT			20608	Joint w. Shaft	L/R		ws		21	L:440/A:22
		MT			20609	Joint Kit			gs			L:190
		MT			23059	Boot Kit			ws			Ø1=19/Ø2=78
6 (22/23 kW)	08.78 - 10.88	MT			20608	Joint w. Shaft	L/R		ws		21	L:440/A:22
		MT			20609	Joint Kit			gs			L:190
		MT			23059	Boot Kit			ws			Ø1=19/Ø2=78
6 (24 kW)	05.68 - 12.80	MT			20608	Joint w. Shaft	L/R		ws		21	L:440/A:22
		MT			20609	Joint Kit			gs			L:190
		MT			23059	Boot Kit			ws			Ø1=19/Ø2=78
8 (24 kW)	07.69 - 12.77	MT			20608	Joint w. Shaft	L/R		ws		21	L:440/A:22
		MT			20609	Joint Kit			gs			L:190
		MT			23059	Boot Kit			ws			Ø1=19/Ø2=78
AX												
1.3 Sport (70 kW)	04.87 - 12.88	MT			20606	Driveshaft	L				6	L:650/A:21/D:22
		MT			20607	Driveshaft	R				6	L:840/A:21/D:22
		MT			23110	Boot Kit			ws			L:82/Ø1=19/Ø2=68
		MT			23111	Boot Kit				gs		L:172/Ø1=19/Ø2=72/with cap
10 (33 kW)	07.86 - 12.98	MT		- 07.91	20606	Driveshaft	L				6	L:650/A:21/D:22
		MT		08.91 -	20649	Driveshaft	L				6	L:645/A:21/D:22
		MT		- 07.91	20607	Driveshaft	R				6	L:840/A:21/D:22
		MT		08.91 -	20650	Driveshaft	R				6	L:835/A:21/D:22
		MT			23110	Boot Kit			ws			L:82/Ø1=19/Ø2=68
		MT		08.91 - , TPE boot	23125	Boot Kit	L		ws			Ø1=20.8
		MT		08.91 - , TPE boot	23126	Boot Kit	R		ws			Ø1=23.7
		MT		- 07.91	23111	Boot Kit				gs		L:172/Ø1=19/Ø2=72/with cap
10 (37 kW)	02.87 - 12.98	MT			26281	Boot Kit				gs		L:164/Ø1=19/with cap
		MT			20649	Driveshaft	L				6	L:645/A:21/D:22
		MT			20650	Driveshaft	R				6	L:835/A:21/D:22
		MT			23110	Boot Kit			ws			L:82/Ø1=19/Ø2=68
		MT		TPE boot	23125	Boot Kit	L		ws			Ø1=20.8
10 E (30 kW)	12.86 - 12.88	MT			23126	Boot Kit	R		ws			Ø1=23.7
		MT			26281	Boot Kit				gs		L:164/Ø1=19/with cap
		MT			20606	Driveshaft	L				6	L:650/A:21/D:22
		MT			20607	Driveshaft	R				6	L:840/A:21/D:22
11 (40 kW)	12.86 - 04.94	MT			23110	Boot Kit			ws			L:82/Ø1=19/Ø2=68
		MT			23111	Boot Kit				gs		L:172/Ø1=19/Ø2=72/with cap
		MT			20606	Driveshaft	L				6	L:650/A:21/D:22

		MT			20607	Driveshaft	R			6	L:840/A:21/D:22
		MT			23110	Boot Kit		ws		6	L:82/Ø1=19/Ø2=68
		MT			23111	Boot Kit			gs	6	L:172/Ø1=19/Ø2=72/with cap
11 (44 kW)	09.86 - 12.97	MT		- 07.91	20606	Driveshaft	L			6	L:650/A:21/D:22
		MT		08.91 -	20649	Driveshaft	L			6	L:645/A:21/D:22
		MT		- 07.91	20607	Driveshaft	R			6	L:840/A:21/D:22
		MT		08.91 -	20650	Driveshaft	R			6	L:835/A:21/D:22
		MT			23110	Boot Kit		ws		6	L:82/Ø1=19/Ø2=68
		MT		08.91 - , TPE boot	23125	Boot Kit	L	ws		6	Ø1=20.8
		MT		08.91 - , TPE boot	23126	Boot Kit	R	ws		6	Ø1=23.7
		MT		- 07.91	23111	Boot Kit			gs	6	L:172/Ø1=19/Ø2=72/with cap
		MT		08.91 -	26281	Boot Kit			gs	6	L:164/Ø1=19/with cap
14 (44 kW)	12.86 - 12.88	MT			20606	Driveshaft	L			6	L:650/A:21/D:22
		MT			20607	Driveshaft	R			6	L:840/A:21/D:22
		MT			23110	Boot Kit		ws		6	L:82/Ø1=19/Ø2=68
		MT			23111	Boot Kit			gs	6	L:172/Ø1=19/Ø2=72/with cap
14 (49 kW)	06.88 - 12.89	MT			20606	Driveshaft	L			6	L:650/A:21/D:22
		MT			20607	Driveshaft	R			6	L:840/A:21/D:22
		MT			23110	Boot Kit		ws		6	L:82/Ø1=19/Ø2=68
		MT			23111	Boot Kit			gs	6	L:172/Ø1=19/Ø2=72/with cap
14 (55 kW)	03.89 - 12.96	MT		- 07.91	20606	Driveshaft	L			6	L:650/A:21/D:22
		MT		08.91 -	20651	Driveshaft	L			6	L:650/A:21/D:22
		MT	x	01.92 - , ABS (Bendix)	20655	Driveshaft	L			6	L:650/A:21/D:22/ABS:48
		MT		- 07.91	20607	Driveshaft	R			6	L:840/A:21/D:22
		MT		08.91 -	20652	Driveshaft	R			6	L:840/A:21/D:22
		MT	x	01.92 - , ABS (Bendix)	20656	Driveshaft	R			6	L:840/A:21/D:22/ABS:48
		MT			23110	Boot Kit		ws		6	L:82/Ø1=19/Ø2=68
		MT		08.91 - , TPE boot	23126	Boot Kit	L	ws		6	Ø1=23.7
		MT		08.91 - , TPE boot	23127	Boot Kit	R	ws		6	Ø1=30
		MT			23111	Boot Kit			gs	6	L:172/Ø1=19/Ø2=72/with cap
14 (62 kW)	01.88 - 12.92	MT			20606	Driveshaft	L			6	L:650/A:21/D:22
		MT			20607	Driveshaft	R			6	L:840/A:21/D:22
		MT			23110	Boot Kit		ws		6	L:82/Ø1=19/Ø2=68
		MT			23111	Boot Kit			gs	6	L:172/Ø1=19/Ø2=72/with cap
14 4X4 (55 kW)	08.91 - 12.96	MT			20651	Driveshaft	L	F		6	L:650/A:21/D:22
		MT			20652	Driveshaft	R	F		6	L:840/A:21/D:22
		MT			23110	Boot Kit		F	ws	6	L:82/Ø1=19/Ø2=68
		MT		TPE boot	23126	Boot Kit	L	F	ws	6	Ø1=23.7
		MT		TPE boot	23127	Boot Kit	R	F	ws	6	Ø1=30
		MT			23111	Boot Kit		F	gs	6	L:172/Ø1=19/Ø2=72/with cap
14 D (37 kW)	08.91 - 12.97	MT		3-hole rim	20606	Driveshaft	L			6	L:650/A:21/D:22
		MT		4-hole rim	20651	Driveshaft	L			6	L:650/A:21/D:22
		MT	x	ABS (Bendix)	20655	Driveshaft	L			6	L:650/A:21/D:22/ABS:48
		MT		3-hole rim	20607	Driveshaft	R			6	L:840/A:21/D:22
		MT		4-hole rim	20652	Driveshaft	R			6	L:840/A:21/D:22
		MT	x	ABS (Bendix)	20656	Driveshaft	R			6	L:840/A:21/D:22/ABS:48
		MT			23110	Boot Kit		ws		6	L:82/Ø1=19/Ø2=68
		MT		TPE boot	23126	Boot Kit	L	ws		6	Ø1=23.7
		MT		TPE boot	23127	Boot Kit	R	ws		6	Ø1=30
		MT			23111	Boot Kit			gs	6	L:172/Ø1=19/Ø2=72/with cap
14 D (38 kW)	09.88 - 06.92	MT		- 08.91	20606	Driveshaft	L			6	L:650/A:21/D:22




		Transm.	with ABS Ring		Part-No.	Description	L	F	Wheel Side	Gear Box Side	Pic. No.	Technical Specification  Further details on page I
		MT Manual AT Autom.					Left R Right	Front R Rear				

## ( CITROËN )

## ( CITROËN )

AX													
14 D (38 kW)	09.88 - 06.92	MT		08.91 -	20651	Driveshaft	L				6	L:650/A:21/D:22	
		MT		- 08.91	20607	Driveshaft	R				6	L:840/A:21/D:22	
		MT		08.91 -	20652	Driveshaft	R				6	L:840/A:21/D:22	
		MT			23110	Boot Kit			ws				L:82/Ø1=19/Ø2=68
		MT			23126	Boot Kit	L		ws				Ø1=23.7
		MT			23127	Boot Kit	R		ws				Ø1=30
		MT			23111	Boot Kit				gs			L:172/Ø1=19/Ø2=72/with cap
15 D (40/43 kW)	08.94 - 12.97	MT		- 02.96	20651	Driveshaft	L				6	L:650/A:21/D:22	
		MT		02.96 -	23346	Driveshaft	L					L:640/A:21/D:22	
		MT	x	- 02.96, ABS (Bendix)	20655	Driveshaft	L				6	L:650/A:21/D:22/ABS:48	
		MT	x	02.96 - , ABS (Bendix)	23348	Driveshaft	L					L:640/A:21/D:22/ABS:48	
		MT		- 02.96	20652	Driveshaft	R				6	L:840/A:21/D:22	
		MT		02.96 -	23347	Driveshaft	R					L:840/A:21/D:22	
		MT	x	- 02.96, ABS (Bendix)	20656	Driveshaft	R				6	L:840/A:21/D:22/ABS:48	
		MT	x	02.96 - , ABS (Bendix)	23349	Driveshaft	R					L:840/A:21/D:22/ABS:48	
		MT			23110	Boot Kit			ws				L:82/Ø1=19/Ø2=68
		MT			23126	Boot Kit	L		ws				Ø1=23.7
		MT			23127	Boot Kit	R		ws				Ø1=30
MT			23111	Boot Kit				gs			L:172/Ø1=19/Ø2=72/with cap		
AXEL													
11 (42/45 kW)	01.84 - 03.91	MT			26275	Boot Kit			ws			L:81/Ø1=17/Ø2=70	
BERLINGO(MF) / BERLINGO VAN (M_)													
1.1 i (44 kW)	07.96 -	MT			23352	Driveshaft	L				6	L:620/A:25/D:22	
		MT			23353	Driveshaft	R				9	L:890/A:25/D:22	
		MT			23112	Boot Kit			ws			L:91/Ø1=20/Ø2=77	
		MT		TPE boot	23128	Boot Kit			ws			Ø1=23.7	
		MT			23111	Boot Kit				gs			L:172/Ø1=19/Ø2=72/with cap
1.4 i (55 kW)	07.96 -	MT			23352	Driveshaft	L				6	L:620/A:25/D:22	
		MT			23353	Driveshaft	R				9	L:890/A:25/D:22	
		MT			23112	Boot Kit			ws			L:91/Ø1=20/Ø2=77	
		MT		TPE boot	23128	Boot Kit			ws			Ø1=23.7	
		MT			23111	Boot Kit				gs			L:172/Ø1=19/Ø2=72/with cap
1.6 16V (80 kW)	10.00 -	MT			20661	Driveshaft	L				6	L:625/A:25/D:24	
		MT	x	ABS (Bosch)	20669	Driveshaft	L				6	L:625/A:25/D:24/ABS:29	
		MT			20662	Driveshaft	R				9	L:875/A:25/D:24	
		MT	x	ABS (Bosch)	20670	Driveshaft	R				9	L:875/A:25/D:24/ABS:29	
		MT			23065	Boot Kit			ws			L:108/Ø1=19/Ø2=80	
		MT			26216	Boot Kit			ws			L:103/Ø1=24/Ø2=88	
		MT			23111	Boot Kit				gs			L:172/Ø1=19/Ø2=72/with cap
		MT			26287	Boot Kit				gs			L:97/Ø1=21/Ø2=70

		MT			<b>26283</b>	Boot Kit				gs		L:97/Ø1=21/Ø2=75	
1.8 D (43 kW)	07.96 -	MT			<b>20661</b>	Driveshaft	L				6	L:625/A:25/D:24	
		MT	x	ABS (Bosch)	<b>20669</b>	Driveshaft	L				6	L:625/A:25/D:24/ABS:29	
		MT			<b>20662</b>	Driveshaft	R					9	L:875/A:25/D:24
		MT	x	ABS (Bosch)	<b>20670</b>	Driveshaft	R					9	L:875/A:25/D:24/ABS:29
		MT			<b>23065</b>	Boot Kit				ws			L:108/Ø1=19/Ø2=80
		MT			<b>26216</b>	Boot Kit				ws			L:103/Ø1=24/Ø2=88
		MT			<b>23111</b>	Boot Kit					gs		L:172/Ø1=19/Ø2=72/with cap
		MT			<b>26287</b>	Boot Kit					gs		L:97/Ø1=21/Ø2=70
		MT			<b>26283</b>	Boot Kit					gs		L:97/Ø1=21/Ø2=75
1.8 i (66 kW)	05.97 -	MT			<b>20661</b>	Driveshaft	L				6	L:625/A:25/D:24	
		MT	x	ABS (Bosch)	<b>20669</b>	Driveshaft	L				6	L:625/A:25/D:24/ABS:29	
		MT			<b>20662</b>	Driveshaft	R					9	L:875/A:25/D:24
		MT	x	ABS (Bosch)	<b>20670</b>	Driveshaft	R					9	L:875/A:25/D:24/ABS:29
		MT			<b>23065</b>	Boot Kit				ws			L:108/Ø1=19/Ø2=80
		MT			<b>26216</b>	Boot Kit				ws			L:103/Ø1=24/Ø2=88
		MT			<b>23111</b>	Boot Kit					gs		L:172/Ø1=19/Ø2=72/with cap
		MT			<b>26287</b>	Boot Kit					gs		L:97/Ø1=21/Ø2=70
		MT			<b>26283</b>	Boot Kit					gs		L:97/Ø1=21/Ø2=75
1.8 i 4WD (66 kW)	04.97 -	MT			<b>20661</b>	Driveshaft	L	F			6	L:625/A:25/D:24	
		MT	x	ABS (Bosch)	<b>20669</b>	Driveshaft	L	F			6	L:625/A:25/D:24/ABS:29	
		MT			<b>20662</b>	Driveshaft	R	F				9	L:875/A:25/D:24
		MT	x	ABS (Bosch)	<b>20670</b>	Driveshaft	R	F				9	L:875/A:25/D:24/ABS:29
		MT			<b>23065</b>	Boot Kit			F	ws			L:108/Ø1=19/Ø2=80
		MT			<b>26216</b>	Boot Kit			F	ws			L:103/Ø1=24/Ø2=88
		MT			<b>23111</b>	Boot Kit			F		gs		L:172/Ø1=19/Ø2=72/with cap
		MT			<b>26287</b>	Boot Kit			F		gs		L:97/Ø1=21/Ø2=70
		MT			<b>26283</b>	Boot Kit					gs		L:97/Ø1=21/Ø2=75
1.9 D (50/51 kW)	07.96 -	MT			<b>20661</b>	Driveshaft	L				6	L:625/A:25/D:24	
		MT	x	ABS (Bosch)	<b>20669</b>	Driveshaft	L				6	L:625/A:25/D:24/ABS:29	
		MT			<b>20662</b>	Driveshaft	R					9	L:875/A:25/D:24
		MT	x	ABS (Bosch)	<b>20670</b>	Driveshaft	R					9	L:875/A:25/D:24/ABS:29
		MT			<b>23065</b>	Boot Kit				ws			L:108/Ø1=19/Ø2=80
		MT			<b>26216</b>	Boot Kit				ws			L:103/Ø1=24/Ø2=88
		MT			<b>23111</b>	Boot Kit					gs		L:172/Ø1=19/Ø2=72/with cap
		MT			<b>26287</b>	Boot Kit					gs		L:97/Ø1=21/Ø2=70
		MT			<b>26283</b>	Boot Kit					gs		L:97/Ø1=21/Ø2=75
1.9 D 70 4WD (51 kW)	07.98 -	MT	x	gear BE5	<b>21131</b>	Driveshaft	L	F			6	L:616/A:25/D:24/ABS:29	
		MT	x	gear BE3	<b>21134</b>	Driveshaft	L	F			6	L:608/A:25/D:24/ABS:29	
		MT	x	gear BE4/BE6	<b>21132</b>	Driveshaft	R	F			9	L:884/A:25/D:24/ABS:29	
2.0 HDI 90 (66 kW)	12.99 -	MT		gear BE3	<b>21133</b>	Driveshaft	L				6	L:608/A:25/D:24	
		MT	x	gear BE3	<b>21134</b>	Driveshaft	L				6	L:608/A:25/D:24/ABS:29	
		MT		gear BE3	<b>21130</b>	Driveshaft	R					9	L:884/A:25/D:24
		MT	x	gear BE3	<b>21132</b>	Driveshaft	R					9	L:884/A:25/D:24/ABS:29
		MT		TPE boot	<b>21136</b>	Boot Kit				ws			L:110/Ø1=36/Ø2=88
MT			<b>21135</b>	Boot Kit					gs		L:102/Ø1=34/Ø2=76		
<b>BERLINGO</b>													
1.6 (66/80 kW)	04.08 -	MT		gear MC, type 8MN27	<b>24767</b>	Driveshaft	L				6	L:630/A:25/D:24	
		MT		gear MC, type 8MN28	<b>24768</b>	Driveshaft	R				9	L:950/A:25/D:24/with bearing	
1.6 HDI 75 (55 kW)	04.08 -	MT		gear MC, type 8MN27	<b>24767</b>	Driveshaft	L				6	L:630/A:25/D:24	
		MT		gear MC, type 8MN28	<b>24768</b>	Driveshaft	R				9	L:950/A:25/D:24/with bearing	




		Transm.	with ABS Ring		Part-No.	Description	L	F	Wheel Side	Gear Box Side	Pic. No.	Technical Specification  Further details on page I
		MT Manual AT Autom.					Left R Right	Front R Rear				

## ( CITROËN )

## ( CITROËN )

BERLINGO												
1.6 HDI 90 (66 kW)	04.08 -	MT		gear MC, type 8MN27	24767	Driveshaft	L				6	L:630/A:25/D:24
		MT		gear MC, type 8MN28	24768	Driveshaft	R				9	L:950/A:25/D:24/with bearing
1.6 HDI 110 (80 kW)	04.08 -	MT		gear MC, type 8MN27	24767	Driveshaft	L				6	L:630/A:25/D:24
		MT		gear MC, type 8MN28	24768	Driveshaft	R				9	L:950/A:25/D:24/with bearing
BERLINGO VAN												
1.6 (66/80 kW)	04.08 -	MT			21731	Driveshaft	L				6	L:640/A:25/D:24
		MT			21730	Driveshaft	R				9	L:940/A:25/D:24/with bearing
1.6 HDi 75 (55 kW)	04.08 -	MT			21731	Driveshaft	L				6	L:640/A:25/D:24
		MT			21730	Driveshaft	R				9	L:940/A:25/D:24/with bearing
1.6 HDi 90 (66 kW)	04.08 -	MT			21731	Driveshaft	L				6	L:640/A:25/D:24
		MT			21730	Driveshaft	R				9	L:940/A:25/D:24/with bearing
1.6 HDi 90 (80 kW)	04.08 -	MT			21731	Driveshaft	L				6	L:640/A:25/D:24
		MT			21730	Driveshaft	R				9	L:940/A:25/D:24/with bearing
BX / BX BREAK												
1.8 D (44 kW)	10.85 - 09.93	MT		gear BE1/3	20628	Driveshaft	L				6	L:630/A:25/D:24
		MT		gear BE1/3	20627	Driveshaft	R				9	L:870/A:25/D:24
		MT			20665	Joint Kit			ws		27	A:25/F:22/O:55/X
		MT		gear BE1/3	23065	Boot Kit			ws			L:108/Ø1=19/Ø2=80
		MT			23049	Boot Kit				gs		L:172/Ø1=19/Ø2=78/with cap
		MT			26282	Boot Kit				gs		L:97/Ø1=21/Ø2=82
		MT			26283	Boot Kit				gs		L:97/Ø1=21/Ø2=75
11 (40 kW)	10.88 - 06.92	MT			20648	Driveshaft	L				6	L:640/A:25/D:22
		MT			20647	Driveshaft	R				9	L:860/A:25/D:22
		MT			20665	Joint Kit			ws		27	A:25/F:22/O:55/X
		MT			23065	Boot Kit			ws			L:108/Ø1=19/Ø2=80
		MT			23111	Boot Kit				gs		L:172/Ø1=19/Ø2=72/with cap
11 (42 kW)	10.86 - 06.92	MT		- 05.88, gear BH3	20614	Driveshaft	L/R				6	L:770/A:25/D:22
		MT		05.88 - , gear MA	20648	Driveshaft	L				6	L:640/A:25/D:22
		MT		05.88 - , gear MA	20647	Driveshaft	R				9	L:860/A:25/D:22
		MT			20665	Joint Kit			ws		27	A:25/F:22/O:55/X
		MT			23065	Boot Kit			ws			L:108/Ø1=19/Ø2=80
		MT		- 05.88, gear BH3	23001	Boot Kit				gs		L:166/Ø1=19/with cap
		MT		05.88 - , gear MA	23111	Boot Kit				gs		L:172/Ø1=19/Ø2=72/with cap
14 (47 kW)	01.89 - 12.89	MT		gear MA	20648	Driveshaft	L				6	L:640/A:25/D:22
		MT		gear MA	20647	Driveshaft	R				9	L:860/A:25/D:22
		MT			20665	Joint Kit			ws		27	A:25/F:22/O:55/X
		MT			23065	Boot Kit			ws			L:108/Ø1=19/Ø2=80
		MT			23111	Boot Kit				gs		L:172/Ø1=19/Ø2=72/with cap
14 (53 kW)	01.86 - 02.93	MT		Ch.-No. - 4205, gear 8H3	20614	Driveshaft	L/R				6	L:770/A:25/D:22
		MT		Ch.-No. 4206 - , gear MA	20648	Driveshaft	L				6	L:640/A:25/D:22

		MT		Ch.-No. 4206 - , gear MA	20647	Driveshaft	R			9	L:860/A:25/D:22
		MT		Ch.-No. 4206 -	20665	Joint Kit		ws		27	A:25/F:22/O:55/X
		MT			23065	Boot Kit		ws			L:108/Ø1=19/Ø2=80
		MT			23001	Boot Kit			gs		L:166/Ø1=19/with cap
14 (55 kW)	01.89 - 02.93	MT		gear MA	20648	Driveshaft	L			6	L:640/A:25/D:22
		MT		gear MA	20647	Driveshaft	R			9	L:860/A:25/D:22
		MT			20665	Joint Kit		ws		27	A:25/F:22/O:55/X
		MT			23065	Boot Kit		ws			L:108/Ø1=19/Ø2=80
		MT			23111	Boot Kit			gs		L:172/Ø1=19/Ø2=72/with cap
14 E (45 kW)	10.82 - 06.88	MT		gear 8H3	20614	Driveshaft	L/R			6	L:770/A:25/D:22
		MT			23065	Boot Kit		ws			L:108/Ø1=19/Ø2=80
		MT			23001	Boot Kit			gs		L:166/Ø1=19/with cap
14 E (49/52/53 kW)	04.83 - 02.93	MT		Ch.-No. - 4205, gear 8H3	20614	Driveshaft	L/R			6	L:770/A:25/D:22
		MT		Ch.-No. 4206 - , gear MA	20648	Driveshaft	L			6	L:640/A:25/D:22
		MT		Ch.-No. 4206 - , gear MA	20647	Driveshaft	R			9	L:860/A:25/D:22
		MT		Ch.-No. 4206 -	20665	Joint Kit		ws		27	A:25/F:22/O:55/X
		MT			23065	Boot Kit		ws			L:108/Ø1=19/Ø2=80
		MT			23001	Boot Kit			gs		L:166/Ø1=19/with cap
14 E (59 kW)	10.85 - 05.89	MT		05.88 - , Ch.-No. 4206 - , gear MA	20648	Driveshaft	L			6	L:640/A:25/D:22
		MT		05.88 - , Ch.-No. 4206 - , gear MA	20647	Driveshaft	R			9	L:860/A:25/D:22
		MT		05.88 - , Ch.-No. 4206 -	20665	Joint Kit		ws		27	A:25/F:22/O:55/X
		MT			23065	Boot Kit		ws			L:108/Ø1=19/Ø2=80
		MT		05.88 - , Ch.-No. 4206 -	23111	Boot Kit			gs		L:172/Ø1=19/Ø2=72/with cap
15 (59 kW)	10.87 - 05.92	MT		gear BE1/3	20628	Driveshaft	L			6	L:630/A:25/D:24
		MT		gear BE1/3	20627	Driveshaft	R			9	L:870/A:25/D:24
		MT			20665	Joint Kit		ws		27	A:25/F:22/O:55/X
		MT		gear BE1/3	23065	Boot Kit		ws			L:108/Ø1=19/Ø2=80
		MT			23049	Boot Kit			gs		L:172/Ø1=19/Ø2=78/with cap
		MT			26282	Boot Kit			gs		L:97/Ø1=21/Ø2=82
		MT			26283	Boot Kit			gs		L:97/Ø1=21/Ø2=75
15 RE		MT		gear BE1/3	20628	Driveshaft	L			6	L:630/A:25/D:24
		MT		gear BE1/3	20627	Driveshaft	R			9	L:870/A:25/D:24
		MT			20665	Joint Kit		ws		27	A:25/F:22/O:55/X
		MT		gear BE1/3	23065	Boot Kit		ws			L:108/Ø1=19/Ø2=80
		MT			23049	Boot Kit			gs		L:172/Ø1=19/Ø2=78/with cap
		MT			26283	Boot Kit			gs		L:97/Ø1=21/Ø2=75
		MT			26282	Boot Kit			gs		L:97/Ø1=21/Ø2=82
16 (53/55/58 kW)	01.87 - 12.94	MT		gear BE1/3	20628	Driveshaft	L			6	L:630/A:25/D:24
		MT		gear BE1/3	20627	Driveshaft	R			9	L:870/A:25/D:24
		MT			20665	Joint Kit		ws		27	A:25/F:22/O:55/X
		MT		gear BE1/3	23065	Boot Kit		ws			L:108/Ø1=19/Ø2=80
		MT			23049	Boot Kit			gs		L:172/Ø1=19/Ø2=78/with cap
		MT			26282	Boot Kit			gs		L:97/Ø1=21/Ø2=82
		MT			26283	Boot Kit			gs		L:97/Ø1=21/Ø2=75
16 (64 kW)	07.85 - 12.94	MT		gear BE1/3	20628	Driveshaft	L			6	L:630/A:25/D:24
		MT		gear BE1/3	20627	Driveshaft	R			9	L:870/A:25/D:24
		MT			20665	Joint Kit		ws		27	A:25/F:22/O:55/X
		MT	x	- 04.87, ABS (Bendix)	21093	Joint Kit		ws		27	A:25/F:23/O:55.7/X/ABS:90
		MT		gear BE1/3	23065	Boot Kit		ws			L:108/Ø1=19/Ø2=80
		MT		- 04.87, gear BE1/3	26216	Boot Kit		ws			L:103/Ø1=24/Ø2=88
		MT			23049	Boot Kit			gs		L:172/Ø1=19/Ø2=78/with cap

		Transm.	with ABS Ring		Part-No.	Description	L	F	Wheel Side	Gear Box Side	Pic. No.	Technical Specification  Further details on page I
		MT Manual AT Autom.					Left R Right	Front R Rear				




( CITROËN )

( CITROËN )

BX / BX BREAK													
16 (64 kW)	07.85 - 12.94	MT			26282	Boot Kit				gs		L:97/Ø1=21/Ø2=82	
		MT			26283	Boot Kit				gs		L:97/Ø1=21/Ø2=75	
16 (65 kW)	05.89 - 12.94	MT		gear BE1/3	20628	Driveshaft	L				6	L:630/A:25/D:24	
		MT		gear BE1/3	20627	Driveshaft	R				9	L:870/A:25/D:24	
		MT			20665	Joint Kit			ws			27	A:25/F:22/O:55/X
		MT		gear BE1/3	23065	Boot Kit			ws				L:108/Ø1=19/Ø2=80
		MT			23049	Boot Kit				gs			L:172/Ø1=19/Ø2=78/with cap
		MT			26282	Boot Kit				gs			L:97/Ø1=21/Ø2=82
		MT			26283	Boot Kit				gs			L:97/Ø1=21/Ø2=75
16 (66 kW)	10.82 - 06.88	MT		gear BE1/3	20628	Driveshaft	L				6	L:630/A:25/D:24	
		MT		gear BE1/3	20627	Driveshaft	R				9	L:870/A:25/D:24	
		MT			20665	Joint Kit			ws			27	A:25/F:22/O:55/X
		MT	x	- 04.87, ABS (Bendix)	21093	Joint Kit			ws			27	A:25/F:23/O:55.7/X/ABS:90
		MT		gear BE1/3	23065	Boot Kit			ws				L:108/Ø1=19/Ø2=80
		MT		- 04.87, gear BE1/3	26216	Boot Kit			ws				L:103/Ø1=24/Ø2=88
		MT			23049	Boot Kit				gs			L:172/Ø1=19/Ø2=78/with cap
		MT			26282	Boot Kit				gs			L:97/Ø1=21/Ø2=82
MT			26283	Boot Kit				gs			L:97/Ø1=21/Ø2=75		
16 (68 kW)	10.82 - 12.92	MT		gear BE1/3	20628	Driveshaft	L				6	L:630/A:25/D:24	
		MT		gear BE1/3	20627	Driveshaft	R				9	L:870/A:25/D:24	
		MT			20665	Joint Kit			ws			27	A:25/F:22/O:55/X
		MT		gear BE1/3	23065	Boot Kit			ws				L:108/Ø1=19/Ø2=80
		MT			23049	Boot Kit				gs			L:172/Ø1=19/Ø2=78/with cap
		MT			26282	Boot Kit				gs			L:97/Ø1=21/Ø2=82
		MT			26283	Boot Kit				gs			L:97/Ø1=21/Ø2=75
16 (76 kW)	03.86 - 12.94	MT		gear BE1/3	20628	Driveshaft	L				6	L:630/A:25/D:24	
		MT		gear BE1/3	20627	Driveshaft	R				9	L:870/A:25/D:24	
		MT			20665	Joint Kit			ws			27	A:25/F:22/O:55/X
		MT	x	- 04.87, ABS (Bendix)	21093	Joint Kit			ws			27	A:25/F:23/O:55.7/X/ABS:90
		MT		gear BE1/3	23065	Boot Kit			ws				L:108/Ø1=19/Ø2=80
		MT		- 04.87, gear BE1/3	26216	Boot Kit			ws				L:103/Ø1=24/Ø2=88
		MT			23049	Boot Kit				gs			L:172/Ø1=19/Ø2=78/with cap
		MT			26282	Boot Kit				gs			L:97/Ø1=21/Ø2=82
MT			26283	Boot Kit				gs			L:97/Ø1=21/Ø2=75		
16 E (65 kW)	05.89 - 02.93	MT		gear BE1/3	20628	Driveshaft	L				6	L:630/A:25/D:24	
		MT		gear BE1/3	20627	Driveshaft	R				9	L:870/A:25/D:24	
		MT			20665	Joint Kit			ws			27	A:25/F:22/O:55/X
		MT		gear BE1/3	23065	Boot Kit			ws				L:108/Ø1=19/Ø2=80
		MT			23049	Boot Kit				gs			L:172/Ø1=19/Ø2=78/with cap
		MT			26282	Boot Kit				gs			L:97/Ø1=21/Ø2=82
		MT			26283	Boot Kit				gs			L:97/Ø1=21/Ø2=75



17 D	10.84 -	MT		gear BE1/3	20628	Driveshaft	L				6	L:630/A:25/D:24	
		MT		gear BE1/3	20627	Driveshaft	R				9	L:870/A:25/D:24	
		MT				20665	Joint Kit			ws		27	A:25/F:22/O:55/X
		MT		gear BE1/3	23065	Boot Kit			ws				L:108/Ø1=19/Ø2=80
		MT				23049	Boot Kit				gs		L:172/Ø1=19/Ø2=78/with cap
		MT				26283	Boot Kit				gs		L:97/Ø1=21/Ø2=75
		MT				26282	Boot Kit				gs		L:97/Ø1=21/Ø2=82
18 D (44 kW)	10.85 - 09.93	MT		gear BE1/3	20628	Driveshaft	L				6	L:630/A:25/D:24	
		MT		gear BE1/3	20627	Driveshaft	R				9	L:870/A:25/D:24	
		MT				20665	Joint Kit			ws		27	A:25/F:22/O:55/X
		MT		gear BE1/3	23065	Boot Kit			ws				L:108/Ø1=19/Ø2=80
		MT				23049	Boot Kit				gs		L:172/Ø1=19/Ø2=78/with cap
		MT				26282	Boot Kit				gs		L:97/Ø1=21/Ø2=82
		MT				26283	Boot Kit				gs		L:97/Ø1=21/Ø2=75
18 TZD Turbo+Evasion		MT		gear BE1/3	20663	Driveshaft	L				6	L:620/A:25/D:24	
		MT	x	gear BE1/3, ABS (Bendix)	20667	Driveshaft	L					6	L:620/A:25/D:24/ABS:90
		MT		gear BE1/3	20664	Driveshaft	R					9	L:870/A:25/D:24
		MT	x	gear BE1/3, ABS (Bendix)	20668	Driveshaft	R					9	L:870/A:25/D:24/ABS:90
		MT	x	ABS (Bendix)	21093	Joint Kit				ws		27	A:25/F:23/O:55.7/X/ABS:90
		MT				23065	Boot Kit			ws			L:108/Ø1=19/Ø2=80
		MT				26216	Boot Kit			ws			L:103/Ø1=24/Ø2=88
MT				26283	Boot Kit				gs		L:97/Ø1=21/Ø2=75		
19 (70-88 kW)	07.86 - 12.94	MT		gear BE1/3	20628	Driveshaft	L				6	L:630/A:25/D:24	
		MT		gear BE1/3	20627	Driveshaft	R				9	L:870/A:25/D:24	
		MT				20665	Joint Kit			ws		27	A:25/F:22/O:55/X
		MT		gear BE1/3	23065	Boot Kit			ws				L:108/Ø1=19/Ø2=80
		MT				23049	Boot Kit				gs		L:172/Ø1=19/Ø2=78/with cap
		MT				26282	Boot Kit				gs		L:97/Ø1=21/Ø2=82
		MT				26283	Boot Kit				gs		L:97/Ø1=21/Ø2=75
19 4X4 (80 kW)	10.90 - 05.91	MT		gear BE1/3	20628	Driveshaft	L	F			6	L:630/A:25/D:24	
		MT		gear BE1/3	20627	Driveshaft	R	F			9	L:870/A:25/D:24	
		MT				20665	Joint Kit			F	ws	27	A:25/F:22/O:55/X
		MT		gear BE1/3	23065	Boot Kit			F	ws			L:108/Ø1=19/Ø2=80
		MT				23049	Boot Kit			F		gs	L:172/Ø1=19/Ø2=78/with cap
		MT				26282	Boot Kit			F		gs	L:97/Ø1=21/Ø2=82
		MT				26283	Boot Kit			F		gs	L:97/Ø1=21/Ø2=75
19 D (47 kW)	09.83 - 09.93	MT		gear BE1/3	20628	Driveshaft	L				6	L:630/A:25/D:24	
		MT		gear BE1/3	20627	Driveshaft	R				9	L:870/A:25/D:24	
		MT				20665	Joint Kit			ws		27	A:25/F:22/O:55/X
		MT	x	- 04.87, ABS (Bendix)	21093	Joint Kit				ws		27	A:25/F:23/O:55.7/X/ABS:90
		MT		gear BE1/3	23065	Boot Kit				ws			L:108/Ø1=19/Ø2=80
		MT		- 04.87, gear BE1/3	26216	Boot Kit				ws			L:103/Ø1=24/Ø2=88
		MT				23049	Boot Kit				gs		L:172/Ø1=19/Ø2=78/with cap
		MT				26282	Boot Kit				gs		L:97/Ø1=21/Ø2=82
MT				26283	Boot Kit				gs		L:97/Ø1=21/Ø2=75		
19 D (51 kW)	03.87 - 12.94	MT		gear BE1/3	20628	Driveshaft	L				6	L:630/A:25/D:24	
		MT		gear BE1/3	20627	Driveshaft	R				9	L:870/A:25/D:24	
		MT				20665	Joint Kit			ws		27	A:25/F:22/O:55/X
		MT		gear BE1/3	23065	Boot Kit			ws				L:108/Ø1=19/Ø2=80
		MT				23049	Boot Kit				gs		L:172/Ø1=19/Ø2=78/with cap
		MT				26282	Boot Kit				gs		L:97/Ø1=21/Ø2=82




		Transm. MT Manual AT Autom.	with ABS Ring		Part-No.	Description	L Left R Right	F Front R Rear	Wheel Side	Gear Box Side	Pic. No.	Technical Specification  Further details on page I
---	---	---	---------------------	--	----------	-------------	-------------------------	-------------------------	---------------	---------------------	-------------	--

( CITROËN )

( CITROËN )

BX / BX BREAK												
19 D (51 kW)	03.87 - 12.94	MT			26283	Boot Kit				gs		L:97/Ø1=21/Ø2=75
19 E (80 kW)	06.88 - 02.93	MT		gear BE1/3	20628	Driveshaft	L				6	L:630/A:25/D:24
		MT		gear BE1/3	20627	Driveshaft	R				9	L:870/A:25/D:24
		MT			20665	Joint Kit			ws		27	A:25/F:22/O:55/X
		MT		gear BE1/3	23065	Boot Kit			ws			L:108/Ø1=19/Ø2=80
		MT			23049	Boot Kit				gs		L:172/Ø1=19/Ø2=78/with cap
		MT			26282	Boot Kit				gs		L:97/Ø1=21/Ø2=82
		MT			26283	Boot Kit				gs		L:97/Ø1=21/Ø2=75
19 E 4X4 (80 kW)	04.89 - 02.93	MT		gear BE1/3	20628	Driveshaft	L	F			6	L:630/A:25/D:24
		MT		gear BE1/3	20627	Driveshaft	R	F			9	L:870/A:25/D:24
		MT			20665	Joint Kit		F	ws		27	A:25/F:22/O:55/X
		MT		gear BE1/3	23065	Boot Kit		F	ws			L:108/Ø1=19/Ø2=80
		MT			23049	Boot Kit		F		gs		L:172/Ø1=19/Ø2=78/with cap
		MT			26282	Boot Kit		F		gs		L:97/Ø1=21/Ø2=82
		MT			26283	Boot Kit		F		gs		L:97/Ø1=21/Ø2=75
19 GTi (88 kW)	06.88 - 02.93	MT		gear BE1/3	20628	Driveshaft	L				6	L:630/A:25/D:24
		MT		gear BE1/3	20627	Driveshaft	R				9	L:870/A:25/D:24
		MT			20665	Joint Kit			ws		27	A:25/F:22/O:55/X
		MT		gear BE1/3	23065	Boot Kit			ws			L:108/Ø1=19/Ø2=80
		MT			23049	Boot Kit				gs		L:172/Ø1=19/Ø2=78/with cap
		MT			26282	Boot Kit				gs		L:97/Ø1=21/Ø2=82
		MT			26283	Boot Kit				gs		L:97/Ø1=21/Ø2=75
19 GTi (90 kW)	07.86 - 02.93	MT		gear BE1/3	20663	Driveshaft	L				6	L:620/A:25/D:24
		MT	x	gear BE1/3, ABS (Bendix)	20667	Driveshaft	L				6	L:620/A:25/D:24/ABS:90
		MT		gear BE1/3	20664	Driveshaft	R				9	L:870/A:25/D:24
		MT	x	gear BE1/3, ABS (Bendix)	20668	Driveshaft	R				9	L:870/A:25/D:24/ABS:90
		MT		- 04.87	21075	Joint Kit			ws		27	A:25/F:23/DF:23.73/O:55.5/X
		MT	x	- 04.87, ABS (Bendix)	21093	Joint Kit			ws		27	A:25/F:23/O:55.7/X/ABS:90
		MT			23065	Boot Kit			ws			L:108/Ø1=19/Ø2=80
		MT			26216	Boot Kit			ws			L:103/Ø1=24/Ø2=88
		MT			26283	Boot Kit				gs		L:97/Ø1=21/Ø2=75
19 GTi 4X4 (88 kW)	06.88 - 02.93	MT		gear BE1/3	20628	Driveshaft	L	F			6	L:630/A:25/D:24
		MT		gear BE1/3	20627	Driveshaft	R	F			9	L:870/A:25/D:24
		MT			20665	Joint Kit		F	ws		27	A:25/F:22/O:55/X
		MT		gear BE1/3	23065	Boot Kit		F	ws			L:108/Ø1=19/Ø2=80
		MT			23049	Boot Kit		F		gs		L:172/Ø1=19/Ø2=78/with cap
		MT			26282	Boot Kit		F		gs		L:97/Ø1=21/Ø2=82
		MT			26283	Boot Kit		F		gs		L:97/Ø1=21/Ø2=75
TRD Turbo (66 kW)	03.88 - 12.94	MT		gear BE1/3	20663	Driveshaft	L				6	L:620/A:25/D:24
		MT	x	gear BE1/3, ABS (Bendix)	20667	Driveshaft	L				6	L:620/A:25/D:24/ABS:90
		MT		gear BE1/3	20664	Driveshaft	R				9	L:870/A:25/D:24

		MT	x	gear BE1/3, ABS (Bendix)	<b>20668</b>	Driveshaft	R			9	L:870/A:25/D:24/ABS:90
		MT			<b>21075</b>	Joint Kit		ws		27	A:25/F:23/DF:23.73/O:55.5/X
		MT			<b>23065</b>	Boot Kit		ws			L:108/Ø1=19/Ø2=80
		MT			<b>26216</b>	Boot Kit		ws			L:103/Ø1=24/Ø2=88
		MT			<b>26283</b>	Boot Kit			gs		L:97/Ø1=21/Ø2=75
<b>C 15</b>											
1.0 (33 kW)	10.84 - 12.97	MT		Ch.-No. - 4195, engine XW, gear BH3	<b>21605</b>	Driveshaft	L/R			6	L:710/A:21/D:22
		MT		Ch.-No. 4196 - , engine TU	<b>21638</b>	Driveshaft	L			6	L:610/A:21/D:22
		MT		Ch.-No. 4196 - , engine TU	<b>21637</b>	Driveshaft	R			9	L:835/A:21/D:22
		MT		Ch.-No. - 4195, engine XW, gear BH3	<b>21651</b>	Boot Kit		ws			L:117/Ø1=19/Ø2=75.5
		MT		Ch.-No. 4196 - , engine TU	<b>23112</b>	Boot Kit		ws			L:91/Ø1=20/Ø2=77
		MT		Ch.-No. - 4195, engine XW, gear BH3	<b>23001</b>	Boot Kit			gs		L:166/Ø1=19/with cap
		MT		Ch.-No. 4196 - , engine TU	<b>23111</b>	Boot Kit			gs		L:172/Ø1=19/Ø2=72/with cap
1.1 (35 kW)	10.84 - 12.96	MT		Ch.-No. 3887 - 4237, engine Talbot, gear BE1	<b>21615</b>	Driveshaft	L			6	L:600/A:21/D:24
		MT		Ch.-No. - 4195, engine XW, gear BH3	<b>21605</b>	Driveshaft	L/R			6	L:710/A:21/D:22
		MT		Ch.-No. 3887 - 4237, engine Talbot, gear BE1	<b>21616</b>	Driveshaft	R			9	L:845/A:21/D:24
		MT		Ch.-No. 3887 - 4237, engine Talbot, gear BE1	<b>21651</b>	Boot Kit		ws			L:117/Ø1=19/Ø2=75.5
		MT		Ch.-No. 3887 - 4237, engine Talbot, gear BE1	<b>23065</b>	Boot Kit		ws			L:108/Ø1=19/Ø2=80
		MT		Ch.-No. 3887 - 4237, engine Talbot, gear BE1	<b>23112</b>	Boot Kit		ws			L:91/Ø1=20/Ø2=77
		MT		Ch.-No. - 4195, engine XW, gear BH3	<b>21651</b>	Boot Kit		ws			L:117/Ø1=19/Ø2=75.5
		MT		Ch.-No. 3887 - 4237, engine Talbot, gear BE1	<b>23006</b>	Boot Kit			gs		L:111/Ø1=17/Ø2=63
		MT		Ch.-No. 3887 - 4237, engine Talbot, gear BE1	<b>23111</b>	Boot Kit			gs		L:172/Ø1=19/Ø2=72/with cap
		MT		Ch.-No. 3887 - 4237, engine Talbot, gear BE1	<b>23049</b>	Boot Kit			gs		L:172/Ø1=19/Ø2=78/with cap
		MT		Ch.-No. 3887 - 4237, engine Talbot, gear BE1	<b>26283</b>	Boot Kit			gs		L:97/Ø1=21/Ø2=75
		MT		Ch.-No. 3887 - 4237, engine Talbot, gear BE1	<b>26287</b>	Boot Kit			gs		L:97/Ø1=21/Ø2=70
		MT		Ch.-No. - 4195, engine XW, gear BH3	<b>23001</b>	Boot Kit			gs		L:166/Ø1=19/with cap
1.1 i (44 kW)	07.88 - 12.96	MT		Ch.-No. 4196 -	<b>21638</b>	Driveshaft	L			6	L:610/A:21/D:22
		MT		Ch.-No. 4196 -	<b>21637</b>	Driveshaft	R			9	L:835/A:21/D:22
		MT		Ch.-No. 4196 -	<b>23112</b>	Boot Kit		ws			L:91/Ø1=20/Ø2=77
		MT		Ch.-No. 4196 -	<b>23111</b>	Boot Kit			gs		L:172/Ø1=19/Ø2=72/with cap
1.3		MT		Ch.-No. 3887 - 4237, engine Talbot	<b>21615</b>	Driveshaft	L			6	L:600/A:21/D:24
		MT		Ch.-No. 3887 - 4237, engine Talbot	<b>21616</b>	Driveshaft	R			9	L:845/A:21/D:24
		MT		Ch.-No. 3887 - 4237, engine Talbot	<b>23112</b>	Boot Kit		ws			L:91/Ø1=20/Ø2=77
		MT		Ch.-No. 3887 - 4237, engine Talbot	<b>21651</b>	Boot Kit		ws			L:117/Ø1=19/Ø2=75.5
		MT		Ch.-No. 3887 - 4237, engine Talbot	<b>23065</b>	Boot Kit		ws			L:108/Ø1=19/Ø2=80
		MT		Ch.-No. 3887 - 4237, engine Talbot	<b>26287</b>	Boot Kit			gs		L:97/Ø1=21/Ø2=70
		MT		Ch.-No. 3887 - 4237, engine Talbot	<b>23006</b>	Boot Kit			gs		L:111/Ø1=17/Ø2=63
		MT		Ch.-No. 3887 - 4237, engine Talbot	<b>23111</b>	Boot Kit			gs		L:172/Ø1=19/Ø2=72/with cap
		MT		Ch.-No. 3887 - 4237, engine Talbot	<b>26283</b>	Boot Kit			gs		L:97/Ø1=21/Ø2=75
		MT		Ch.-No. 3887 - 4237, engine Talbot	<b>23049</b>	Boot Kit			gs		L:172/Ø1=19/Ø2=78/with cap
1.4	- 07.87	MT		Ch.-No. - 4195, engine XW, gear BH3	<b>21605</b>	Driveshaft	L/R			6	L:710/A:21/D:22
		MT		Ch.-No. - 4195, engine XW, gear BH3	<b>21651</b>	Boot Kit		ws			L:117/Ø1=19/Ø2=75.5
		MT		Ch.-No. - 4195, engine XW, gear BH3	<b>23001</b>	Boot Kit			gs		L:166/Ø1=19/with cap
1.4 (49 kW)	07.87 - 12.96	MT		Ch.-No. - 4195, engine XW	<b>21605</b>	Driveshaft	L/R			6	L:710/A:21/D:22
		MT		Ch.-No. 4196 - , engine TU	<b>21638</b>	Driveshaft	L			6	L:610/A:21/D:22
		MT		Ch.-No. 4196 - , engine TU	<b>21637</b>	Driveshaft	R			9	L:835/A:21/D:22
		MT		Ch.-No. - 4195, engine XW	<b>21651</b>	Boot Kit		ws			L:117/Ø1=19/Ø2=75.5
		MT		Ch.-No. 4196 - , engine TU	<b>23112</b>	Boot Kit		ws			L:91/Ø1=20/Ø2=77
		MT		Ch.-No. - 4195, engine XW	<b>23001</b>	Boot Kit			gs		L:166/Ø1=19/with cap
		MT		Ch.-No. 4196 - , engine TU	<b>23111</b>	Boot Kit			gs		L:172/Ø1=19/Ø2=72/with cap
1.4 E (40/44 kW)	05.87 - 12.96	MT		Ch.-No. - 4195, engine XW	<b>21605</b>	Driveshaft	L/R			6	L:710/A:21/D:22




		Transm.	with ABS Ring		Part-No.	Description	L	F	Wheel Side	Gear Box Side	Pic. No.	Technical Specification  Further details on page I
		MT Manual AT Autom.					Left R Right	Front R Rear				

## ( CITROËN )

## ( CITROËN )

C 15												
1.4 E (40/44 kW)	05.87 - 12.96	MT		Ch.-No. 4196 - , engine TU	21638	Driveshaft	L				6	L:610/A:21/D:22
		MT		Ch.-No. 4196 - , engine TU	21637	Driveshaft	R				9	L:835/A:21/D:22
		MT		Ch.-No. - 4195, engine XW	21651	Boot Kit			ws			L:117/Ø1=19/Ø2=75.5
		MT		Ch.-No. 4196 - , engine TU	23112	Boot Kit			ws			L:91/Ø1=20/Ø2=77
		MT		Ch.-No. - 4195, engine XW	23001	Boot Kit				gs		L:166/Ø1=19/with cap
		MT		Ch.-No. 4196 - , engine TU	23111	Boot Kit				gs		L:172/Ø1=19/Ø2=72/with cap
1.4 i (55 kW)	05.91 - 12.96	MT		Ch.-No. 4196 -	21638	Driveshaft	L				6	L:610/A:21/D:22
		MT		Ch.-No. 4196 -	21637	Driveshaft	R				9	L:835/A:21/D:22
		MT		Ch.-No. 4196 -	23112	Boot Kit			ws			L:91/Ø1=20/Ø2=77
		MT		Ch.-No. 4196 -	23111	Boot Kit				gs		L:172/Ø1=19/Ø2=72/with cap
1.8 D (44 kW)	07.86 - 12.00	MT		Ch.-No. 3887 -	21615	Driveshaft	L				6	L:600/A:21/D:24
		MT		Ch.-No. 3887 -	21616	Driveshaft	R				9	L:845/A:21/D:24
		MT		Ch.-No. 3887 -	21651	Boot Kit			ws			L:117/Ø1=19/Ø2=75.5
		MT		Ch.-No. 3887 -	23065	Boot Kit			ws			L:108/Ø1=19/Ø2=80
		MT		Ch.-No. 3887 -	23112	Boot Kit			ws			L:91/Ø1=20/Ø2=77
		MT		Ch.-No. 3887 -	23006	Boot Kit				gs		L:111/Ø1=17/Ø2=63
		MT		Ch.-No. 3887 -	23111	Boot Kit				gs		L:172/Ø1=19/Ø2=72/with cap
		MT		Ch.-No. 3887 -	23049	Boot Kit				gs		L:172/Ø1=19/Ø2=78/with cap
		MT		Ch.-No. 3887 -	26283	Boot Kit				gs		L:97/Ø1=21/Ø2=75
MT		Ch.-No. 3887 -	26287	Boot Kit				gs		L:97/Ø1=21/Ø2=70		
C 25												
1.8 E (51 kW)	07.87 - 02.94	MT			21648	Driveshaft	L				6	L:710/A:28/D:25
		MT		with intermediate bearing	21647	Driveshaft	R				9	L:1071/A:28/D:25
		MT			21257	Joint Kit			ws		27	A:28/F:27
		MT			26167	Boot Kit			ws			L:152/Ø1=25/Ø2=98
1.9 D (51 kW)	07.87 - 02.94	MT			21648	Driveshaft	L				6	L:710/A:28/D:25
		MT		engine D9B, with intermediate bearing	21647	Driveshaft	R				9	L:1071/A:28/D:25
		MT		engine XUD9A, without intermediate bearing	21644	Driveshaft	R				6	L:1071/A:28/D:25
		MT			21257	Joint Kit			ws		27	A:28/F:27
		MT			26167	Boot Kit			ws			L:152/Ø1=25/Ø2=98
2.0 (62 kW)	02.91 - 03.94	MT			21648	Driveshaft	L				6	L:710/A:28/D:25
		MT		with intermediate bearing	21647	Driveshaft	R				9	L:1071/A:28/D:25
		MT			21257	Joint Kit			ws		27	A:28/F:27
		MT			26167	Boot Kit			ws			L:152/Ø1=25/Ø2=98
2.0 E (58 kW)	09.81 - 03.94	MT			21648	Driveshaft	L				6	L:710/A:28/D:25
		MT		with intermediate bearing	21647	Driveshaft	R				9	L:1071/A:28/D:25
		MT			21257	Joint Kit			ws		27	A:28/F:27
		MT			26167	Boot Kit			ws			L:152/Ø1=25/Ø2=98
2.5 D (54 kW)	10.85 - 02.94	MT			21648	Driveshaft	L				6	L:710/A:28/D:25
		MT		with intermediate bearing	21647	Driveshaft	R				9	L:1071/A:28/D:25
		MT			21257	Joint Kit			ws		27	A:28/F:27

		MT			26167	Boot Kit			ws			L:152/Ø1=25/Ø2=98
2.5 D Turbo (70 kW)	08.87 - 02.94	MT			21648	Driveshaft	L				6	L:710/A:28/D:25
		MT		with intermediate bearing	21647	Driveshaft	R				9	L:1071/A:28/D:25
		MT			21257	Joint Kit			ws		27	A:28/F:27
		MT			26167	Boot Kit			ws			L:152/Ø1=25/Ø2=98
2.5 D Turbo 4X4 (70 kW)	08.87 - 02.94	MT			21648	Driveshaft	L	F			6	L:710/A:28/D:25
		MT		with intermediate bearing	21647	Driveshaft	R	F			9	L:1071/A:28/D:25
		MT			21257	Joint Kit		F	ws		27	A:28/F:27
		MT			26167	Boot Kit		F	ws			L:152/Ø1=25/Ø2=98
<b>CX I / CX I BREAK</b>												
2000 (75 kW)	09.74 - 05.79	MT5			20626	Driveshaft	R				9	L:915/A:27/D:25
		MT			23050	Boot Kit			ws			L:92/Ø1=23/Ø2=95
		MT			23054	Boot Kit				gs		L:96/Ø1=22/Ø2=104
2000 (78 kW)	06.79 - 08.85	MT5		- 07.80	20626	Driveshaft	R				9	L:915/A:27/D:25
		MT/AT			23050	Boot Kit			ws			L:92/Ø1=23/Ø2=95
		MT/AT			23054	Boot Kit				gs		L:96/Ø1=22/Ø2=104
2200 D (49 kW)	10.75 - 02.79	MT5			20626	Driveshaft	R				9	L:915/A:27/D:25
		MT			23050	Boot Kit			ws			L:92/Ø1=23/Ø2=95
		MT			23054	Boot Kit				gs		L:96/Ø1=22/Ø2=104
2400 (85 kW)	08.76 - 06.80	MT5			20626	Driveshaft	R				9	L:915/A:27/D:25
		MT/AT			23050	Boot Kit			ws			L:92/Ø1=23/Ø2=95
		MT/AT			23054	Boot Kit				gs		L:96/Ø1=22/Ø2=104
2400 (88 kW)	05.80 - 05.82	MT			23050	Boot Kit			ws			L:92/Ø1=23/Ø2=95
		MT			23054	Boot Kit				gs		L:96/Ø1=22/Ø2=104
2400 GTi (94/96 kW)	06.77 - 06.82	MT		- 08.80	20626	Driveshaft	R				9	L:915/A:27/D:25
		MT			23050	Boot Kit			ws			L:92/Ø1=23/Ø2=95
		MT			23054	Boot Kit				gs		L:96/Ø1=22/Ø2=104
2400 GTi (94 kW)	07.82 - 06.83	MT			23050	Boot Kit			ws			L:92/Ø1=23/Ø2=95
		MT			23054	Boot Kit				gs		L:96/Ø1=22/Ø2=104
2500 D (55 kW)	02.78 - 08.85	MT			23050	Boot Kit			ws			L:92/Ø1=23/Ø2=95
		MT			23054	Boot Kit				gs		L:96/Ø1=22/Ø2=104
2500 D Turbo (70 kW)	04.83 - 12.86	MT			23050	Boot Kit			ws			L:92/Ø1=23/Ø2=95
		MT			23054	Boot Kit				gs		L:96/Ø1=22/Ø2=104
<b>CX II / CX II BREAK</b>												
20 (78 kW)	08.84 - 08.86	MT/AT			23050	Boot Kit			ws			L:92/Ø1=23/Ø2=95
		MT/AT			23054	Boot Kit				gs		L:96/Ø1=22/Ø2=104
20 RE (78 kW)	08.85 - 12.92	MT/AT			23050	Boot Kit			ws			L:92/Ø1=23/Ø2=95
		MT/AT			23054	Boot Kit				gs		L:96/Ø1=22/Ø2=104
22 TRS (83/85 kW)	07.85 - 12.92	MT			23050	Boot Kit			ws			L:92/Ø1=23/Ø2=95
		MT			23054	Boot Kit				gs		L:96/Ø1=22/Ø2=104
25 D (54 kW)	08.85 - 12.92	MT			23050	Boot Kit			ws			L:92/Ø1=23/Ø2=95
		MT			23054	Boot Kit				gs		L:96/Ø1=22/Ø2=104
25 D Turbo (70 kW)	04.83 - 12.86	MT			23050	Boot Kit			ws			L:92/Ø1=23/Ø2=95
		MT			23054	Boot Kit				gs		L:96/Ø1=22/Ø2=104
25 D Turbo (88 kW)	01.87 - 12.92	MT			23050	Boot Kit			ws			L:92/Ø1=23/Ø2=95
		MT			23054	Boot Kit				gs		L:96/Ø1=22/Ø2=104
25 D Turbo 2 (88 kW)	01.87 - 12.92	MT			23050	Boot Kit			ws			L:92/Ø1=23/Ø2=95
		MT			23054	Boot Kit				gs		L:96/Ø1=22/Ø2=104
25 GTi (89 kW)	05.86 - 12.92	MT			23050	Boot Kit			ws			L:92/Ø1=23/Ø2=95
		MT			23054	Boot Kit				gs		L:96/Ø1=22/Ø2=104




		Transm. MT Manual AT Autom.	with ABS Ring		Part-No.	Description	L Left R Right	F Front R Rear	Wheel Side	Gear Box Side	Pic. No.	Technical Specification  Further details on page I
---	---	---	---------------------	--	----------	-------------	-------------------------	-------------------------	---------------	---------------------	-------------	--

( CITROËN )

( CITROËN )

CX II / CX II BREAK												
25 GTi Turbo 2 (115 kW)	09.86 - 12.92	MT			23050	Boot Kit			ws			L:92/Ø1=23/Ø2=95
		MT			23054	Boot Kit				gs		L:96/Ø1=22/Ø2=104
25 GTi Turbo 2 (122 kW)	06.84 - 12.92	MT			23050	Boot Kit			ws			L:92/Ø1=23/Ø2=95
		MT			23054	Boot Kit				gs		L:96/Ø1=22/Ø2=104
25 i (89 kW)	05.86 - 12.92	MT			23050	Boot Kit			ws			L:92/Ø1=23/Ø2=95
		MT			23054	Boot Kit				gs		L:96/Ø1=22/Ø2=104
25 TRi (100 kW)	07.83 - 12.92	MT			23050	Boot Kit			ws			L:92/Ø1=23/Ø2=95
		MT			23054	Boot Kit				gs		L:96/Ø1=22/Ø2=104
C1												
1.0 (50 kW)	06.05 -	MT			24511	Driveshaft	L				13	L:649/A:24/D:23
		MT			24512	Driveshaft	R				13	L:839/A:24/D:23
		MT			24895	Joint Kit			ws		27	A:24/F:19/O:49.4/X
		MT		TPE boot	24896	Boot Kit			ws			L:96/Ø1=21.5/Ø2=67
1.4 HDi (40 kW)	06.05 -	MT			24513	Driveshaft	L				13	L:594/A:24/D:23
		MT			24514	Driveshaft	R				13	L:898/A:24/D:23
C2												
1.1 (44 kW)	09.03 -	MT		gear MA	22111	Driveshaft	L				6	L:666/A:21/D:22
		MT		gear MA	22112	Driveshaft	R				6	L:858/A:21/D:22
		MT		TPE boot	22993	Boot Kit			ws			L:112/Ø1=20.5/Ø2=70
		MT			22282	Boot Kit				gs		L:84/Ø1=18/Ø2=59
1.4 (54 kW)	09.03 -	MT		- 06.04, gear MA	22111	Driveshaft	L				6	L:666/A:21/D:22
		AT		gear AL4	22119	Driveshaft	L				6	L:637/A:21/D:26
		MT		- 06.04, gear MA	22112	Driveshaft	R				6	L:858/A:21/D:22
		AT		gear AL4	22120	Driveshaft	R				5	L:772/A:21/K:26
		MT		TPE boot	22269	Boot Kit	L		ws			L:116/Ø1=22/Ø2=73
		MT		TPE boot	23037	Boot Kit	R		ws			L:111/Ø1=31/Ø2=74
		MT			23179	Boot Kit	L			gs		L:84/Ø1=19/Ø2=60
		MT			23183	Boot Kit	R			gs		L:85/Ø1=27.5/Ø2=62
1.4 HDi (50 kW)	09.03 -	MT		gear MA	24194	Driveshaft	L				6	L:655/A:21/D:22
		MT		gear BE	22117	Driveshaft	L				6	L:648/A:21/D:24
		MT		gear MA	24195	Driveshaft	R				6	L:866/A:21/D:22
		MT		gear BE	22118	Driveshaft	R				9	L:870/A:21/D:24
		MT		TPE boot	22269	Boot Kit	L		ws			L:116/Ø1=22/Ø2=73
		MT		TPE boot	23037	Boot Kit	R		ws			L:111/Ø1=31/Ø2=74
		MT			23179	Boot Kit	L			gs		L:84/Ø1=19/Ø2=60
		MT			23183	Boot Kit	R			gs		L:85/Ø1=27.5/Ø2=62
1.6 (80 kW)	09.03 -	MT		gear MAR	24192	Driveshaft	L				6	L:660/A:21/D:22
		MT		gear MAR	24193	Driveshaft	R				6	L:860/A:21/D:22
		MT		TPE boot	22269	Boot Kit	L		ws			L:116/Ø1=22/Ø2=73
		MT		TPE boot	23037	Boot Kit	R		ws			L:111/Ø1=31/Ø2=74

		MT			23179	Boot Kit	L			gs		L:84/Ø1=19/Ø2=60
		MT			23183	Boot Kit	R			gs		L:85/Ø1=27.5/Ø2=62
<b>C3 / C3 PLURIEL</b>												
1.1 i (44 kW)	02.02 -	MT		gear MA	22111	Driveshaft	L				6	L:666/A:21/D:22
		MT		gear MA	22112	Driveshaft	R				6	L:858/A:21/D:22
		MT		gear MA	22268	Joint Kit	L		ws		27	A:21/F:21/O:48.8/X
		MT		gear MA	22121	Joint Kit	R		ws		27	A:21/F:21/O:48.8/X
		MT		gear MA, TPE boot	22269	Boot Kit	L		ws			L:116/Ø1=22/Ø2=73
		MT		gear MA	23037	Boot Kit	R		ws			L:111/Ø1=31/Ø2=74
		MT		gear MA	23179	Boot Kit	L			gs		L:84/Ø1=19/Ø2=60
		MT		gear MA	23183	Boot Kit	R			gs		L:85/Ø1=27.5/Ø2=62
1.4 i / 1.4 i Bivalent (54 kW)	02.02 -	MT		- 06.04, gear MA	22111	Driveshaft	L				6	L:666/A:21/D:22
		AT		gear AL4	22119	Driveshaft	L				6	L:637/A:21/D:26
		MT		- 06.04, gear MA	22112	Driveshaft	R				6	L:858/A:21/D:22
		AT		gear AL4	22120	Driveshaft	R				5	L:772/A:21/K:26
		MT/AT		gear MA, AL4	22268	Joint Kit	L		ws		27	A:21/F:21/O:48.8/X
		MT/AT		gear MA, AL4	22121	Joint Kit	R		ws		27	A:21/F:21/O:48.8/X
		MT/AT		gear MA, AL4, TPE boot	22269	Boot Kit	L		ws			L:116/Ø1=22/Ø2=73
		MT		gear MA	23037	Boot Kit	R		ws			L:111/Ø1=31/Ø2=74
		MT		gear MA	23179	Boot Kit	L			gs		L:84/Ø1=19/Ø2=60
		MT		gear MA	23183	Boot Kit	R			gs		L:85/Ø1=27.5/Ø2=62
1.4 16V (65 kW)	12.03 -	MT		gear MA	22113	Driveshaft	L				6	L:660/A:21/D:22
		MT		gear MA	22114	Driveshaft	R				6	L:858/A:21/D:22
1.4 HDi (50 kW)	02.02 -	MT		- 08.03, gear MA	22115	Driveshaft	L				6	L:653/A:21/D:22
		MT		09.03 -, gear MAR	24194	Driveshaft	L				6	L:655/A:21/D:22
		MT		gear BE	22117	Driveshaft	L				6	L:648/A:21/D:24
		MT		- 08.03, gear MA	22116	Driveshaft	R				6	L:866/A:21/D:22
		MT		09.03 -, gear MAR	24195	Driveshaft	R				6	L:866/A:21/D:22
		MT		gear BE	22118	Driveshaft	R				9	L:870/A:21/D:24
		MT		gear MA	22268	Joint Kit	L		ws		27	A:21/F:21/O:48.8/X
		MT		gear MA	22121	Joint Kit	R		ws		27	A:21/F:21/O:48.8/X
		MT		gear MA, TPE boot	22269	Boot Kit	L		ws			L:116/Ø1=22/Ø2=73
		MT		gear MA	23037	Boot Kit	R		ws			L:111/Ø1=31/Ø2=74
		MT		gear MA	23179	Boot Kit	L			gs		L:84/Ø1=19/Ø2=60
		MT		gear MA	23183	Boot Kit	R			gs		L:85/Ø1=27.5/Ø2=62
1.4 HDi 16V (66 kW)	02.02 -	MT		gear MA	22115	Driveshaft	L				6	L:653/A:21/D:22
		MT		gear BE	22117	Driveshaft	L				6	L:648/A:21/D:24
		MT		gear MA	22116	Driveshaft	R				6	L:866/A:21/D:22
		MT		gear BE	22118	Driveshaft	R				9	L:870/A:21/D:24
		MT		gear MA	22268	Joint Kit	L		ws		27	A:21/F:21/O:48.8/X
		MT		gear MA	22121	Joint Kit	R		ws		27	A:21/F:21/O:48.8/X
		MT		gear MA, TPE boot	22269	Boot Kit	L		ws			L:116/Ø1=22/Ø2=73
		MT		gear MA	23037	Boot Kit	R		ws			L:111/Ø1=31/Ø2=74
1.6 16V (80 kW)	02.02 -	MT		- 06.03, gear MA	22113	Driveshaft	L				6	L:660/A:21/D:22
		MT		06.03 -, gear MAR	24192	Driveshaft	L				6	L:660/A:21/D:22
		MT		- 06.03, gear MA	22114	Driveshaft	R				6	L:858/A:21/D:22
		MT		06.03 -, gear MAR	24193	Driveshaft	R				6	L:860/A:21/D:22
		MT		gear MA	23179	Boot Kit	L			gs		L:84/Ø1=19/Ø2=60
		MT		gear MA	23183	Boot Kit	R			gs		L:85/Ø1=27.5/Ø2=62

		Transm.	with ABS Ring		Part-No.	Description	L	F	Wheel Side	Gear Box Side	Pic. No.	Technical Specification  Further details on page I
		MT Manual AT Autom.					Left R Right	Front R Rear				




( CITROËN )

( CITROËN )

<b>C3 PICASSO</b>												
1.6 HDi (66/68/80 kW)	02.09 -	MT		gear BE4R	24668	Driveshaft	L				6	L:645/A:25/D:24
<b>C4 / C4 COUPE</b>												
1.4 16V (65 kW)	11.04 -	MT		gear MA77	21733	Driveshaft	L				6	L:645/A:25/D:22
		MT		gear BE4 84	21729	Driveshaft	L				6	L:645/A:25/D:24
		MT		gear MA77	21734	Driveshaft	R				9	L:928/A:25/D:22
		MT		gear BE4 84	21730	Driveshaft	R				9	L:940/A:25/D:24
1.6 (80 kW)	11.04 -	MT		gear MA77	21733	Driveshaft	L				6	L:645/A:25/D:22
		MT		gear BE4 84	21729	Driveshaft	L				6	L:645/A:25/D:24
		MT		gear MA77	21734	Driveshaft	R				9	L:928/A:25/D:22
		MT		gear BE4 84	21730	Driveshaft	R				9	L:940/A:25/D:24
2.0 16V (100/103/130 kW)	11.04 -	MT		gear BE4 84	21731	Driveshaft	L				6	L:640/A:25/D:24
		MT		gear BE4 84	21730	Driveshaft	R				9	L:940/A:25/D:24
1.6 HDi (66/80 kW)	11.04 -	MT		gear BE4 84	21731	Driveshaft	L				6	L:640/A:25/D:24
		MT		gear BE4 84	21730	Driveshaft	R				9	L:940/A:25/D:24
2.0 HDi (100 kW)	11.04 -	MT6		gear ML6	24373	Driveshaft	L				6	L:670/A:25/D:37
		MT6		gear ML6	24374	Driveshaft	R				9	L:932/A:25/D:37
<b>C4 PICASSO (UD_)</b>												
2.0 i 16V (103 kW)	02.07 -	MT			24768	Driveshaft	R				9	L:950/A:25/D:24/with bearing
1.6 HDi (80 kW)	02.07 -	MT			24768	Driveshaft	R				9	L:950/A:25/D:24/with bearing
<b>C4 GRAND PICASSO (UA_)</b>												
2.0 i 16V (103 kW)	10.06 -	MT			24768	Driveshaft	R				9	L:950/A:25/D:24/with bearing
1.6 HDi (80 kW)	10.06 -	MT			24768	Driveshaft	R				9	L:950/A:25/D:24/with bearing
<b>C5 (DC_) / C5 BREAK (DE_)</b>												
1.8 16V (85 kW)	03.01 - 08.04	MT		gear BE4	21964	Driveshaft	L				6	L:680/A:25/D:24
		MT		gear BE4	21965	Driveshaft	R				9	L:960/A:25/D:24
2.0 16V (100 kW)	03.01 - 08.04	MT		gear BE4	21966	Driveshaft	L				6	L:670/A:25/D:24
		MT		gear BE4	21965	Driveshaft	R				9	L:960/A:25/D:24
2.0 16V HPi (103 kW)	03.01 - 08.04	MT		gear BE4	21966	Driveshaft	L				6	L:670/A:25/D:24
		MT		gear BE4	21965	Driveshaft	R				9	L:960/A:25/D:24
2.0 HDi (66 kW)	03.01 - 08.04	MT		gear BE4	21966	Driveshaft	L				6	L:670/A:25/D:24
		MT		gear BE4	21965	Driveshaft	R				9	L:960/A:25/D:24
2.0 HDi (80 kW)	03.01 - 08.04	MT		gear ML5T/ML6C	21969	Driveshaft	L				6	L:650/A:25/D:37
		MT		gear ML5T/ML6C	21970	Driveshaft	R				9	L:957/A:25/D:37
2.20 HDi (98 kW)	03.01 - 08.04	MT		gear ML5T/ML6C	21967	Driveshaft	L				6	L:640/A:25/D:37
		AT		gear 4HP20	21971	Driveshaft	L				6	L:620/A:25/D:37
		MT		gear ML5T/ML6C	21968	Driveshaft	R				9	L:964/A:25/D:37
		AT		gear 4HP20	21972	Driveshaft	R				9	L:934/A:25/D:37
		MT/AT			21593	Joint Kit				ws	27	A:25/F:26/O:58.6/Z
MT/AT			TPE boot	21594	Boot Kit			ws			L:128/Ø1=40/Ø2=97	



3.00 V6 (152 kW)	03.01 - 08.04	MT		gear ML5T/ML6C	21969	Driveshaft	L				6	L:650/A:25/D:37
		AT		gear 4HP20	21973	Driveshaft	L				6	L:620/A:25/D:37
		MT		gear ML5T/ML6C	21970	Driveshaft	R				9	L:957/A:25/D:37
		AT		gear 4HP20	21974	Driveshaft	R				9	L:934/A:25/D:37
		MT/AT			21593	Joint Kit			ws		27	A:25/F:26/O:58.6/Z
		MT/AT		TPE boot	21594	Boot Kit		ws				L:128/Ø1=40/Ø2=97
<b>C5 (RC_) / C5 BREAK (RE_)</b>												
2.0 HDi (100 kW)	09.04 -	MT		gear ML6C	24328	Driveshaft	L				6	L:640/A:25/D:37
		AT		AM6	24332	Driveshaft	L				6	L:598/A:25/D:37
		MT		gear ML6C	24329	Driveshaft	R				9	L:950/A:25/D:37/with bearing
		AT		AM6	24334	Driveshaft	R				9	L:935/A:25/D:37/with bearing
2.2 HDi (98 kW)	09.04 -	MT		gear ML6C	24330	Driveshaft	L				6	L:628/A:25/D:37
		AT		AM6	24332	Driveshaft	L				6	L:598/A:25/D:37
		MT		gear ML6C	24331	Driveshaft	R				9	L:953/A:25/D:37/with bearing
		AT		AM6	24335	Driveshaft	R				9	L:931/A:25/D:37/with bearing
2.2 HDi (125 kW)	04.06 -	MT		gear ML6C	24330	Driveshaft	L				6	L:628/A:25/D:37
		AT		AM6	24332	Driveshaft	L				6	L:598/A:25/D:37
		MT		gear ML6C	24331	Driveshaft	R				9	L:953/A:25/D:37/with bearing
		AT		AM6	24335	Driveshaft	R				9	L:931/A:25/D:37/with bearing
3.0 V6 (152/173 kW)	09.04 -	AT		AM6	24332	Driveshaft	L				6	L:598/A:25/D:37
		AT		AM6	24333	Driveshaft	R				9	L:940/A:25/D:37/with bearing
<b>C5 (RD_) / C5 BREAK (TD_)</b>												
1.8 16V (92 kW)	02.08 -	MT6		gear BE	24261	Driveshaft	L				6	L:706/A:28/D:24
		MT6		gear BE	24260	Driveshaft	R				9	L:995/A:24/D:24/with bearing
2.0 16V (103 kW)	02.08 -	MT6		gear BE	24261	Driveshaft	L				6	L:706/A:28/D:24
		MT6		gear BE	24260	Driveshaft	R				9	L:995/A:24/D:24/with bearing
3.0 (152 kW)	02.08 -	AT6		gear AM6	24717	Driveshaft	L				6	L:640/A:28/D:37
1.6 HDi (80 kW)	02.08 -	MT6		gear BE	24261	Driveshaft	L				6	L:706/A:28/D:24
		MT6		gear BE	24260	Driveshaft	R				9	L:995/A:24/D:24/with bearing
2.0 HDi (100 kW)	02.08 -	AT6		gear AM6	24717	Driveshaft	L				6	L:640/A:28/D:37
		MT6		gear ML6C	24714	Driveshaft	R				9	L:1010/A:28/D:37/with bearing
2.2 HDi (125 kW)	02.08 -	MT6		gear ML6C	24715	Driveshaft	L				6	L:670/A:28/D:37
		MT6		gear ML6C	24716	Driveshaft	R				9	L:1010/A:28/D:37/with bearing
2.7 HDi (150 kW)	02.08 -	AT6		gear AM6	24717	Driveshaft	L				6	L:640/A:28/D:37
<b>C8</b>												
2.2 (116 kW)	07.02 -	MT/AT		TPE boot	24546	Boot Kit			ws			L:112/Ø1=29/Ø2=97
2.0 HDi (79/94 kW)	07.02 -	MT/AT		TPE boot	24546	Boot Kit			ws			L:112/Ø1=29/Ø2=97
<b>DS3</b>												
1.6 16V (115 kW)	04.10 -	MT		gear MC, type 8NN48	24769	Driveshaft	L				6	L:640/A:25/D:24
<b>EVASION (22, U6)</b>												
1.8 (73 kW)	05.97 - 07.02	MT		gear BE3	20952	Driveshaft	L				6	L:650/A:27/D:24
		MT	x	gear BE3	20954	Driveshaft	L				6	L:650/A:27/D:24/ABS:48
		MT		gear BE3	20953	Driveshaft	R				9	L:940/A:27/D:24
		MT	x	gear BE3	20955	Driveshaft	R				9	L:940/A:27/D:24/ABS:48
		MT	x		24526	Joint Kit			ws		27	A:27/F:34/O:58/X/ABS:48
		MT		TPE boot	24540	Boot Kit			ws			L:112/Ø1=25.5/Ø2=84.5
		MT			23049	Boot Kit				gs		L:172/Ø1=19/Ø2=78/with cap
2.0 (89 kW)	06.94 - 07.02	MT			24552	Boot Kit				gs		L:96/Ø1=25.5/Ø2=70 (for tripod joint)
		MT		gear BE3	20952	Driveshaft	L				6	L:650/A:27/D:24




		Transm. MT Manual AT Autom.	with ABS Ring		Part-No.	Description	L Left R Right	F Front R Rear	Wheel Side	Gear Box Side	Pic. No.	Technical Specification  Further details on page I
---	---	---	---------------------	--	----------	-------------	-------------------------	-------------------------	---------------	---------------------	-------------	--

( CITROËN )

( CITROËN )

EVASION (22, U6)												
2.0 (89 kW)	06.94 - 07.02	MT	x	gear BE3	20954	Driveshaft	L				6	L:650/A:27/D:24/ABS:48
		MT		gear BE3	20953	Driveshaft	R				9	L:940/A:27/D:24
		MT	x	gear BE3	20955	Driveshaft	R				9	L:940/A:27/D:24/ABS:48
		MT	x		24526	Joint Kit			ws		27	A:27/F:34/O:58/X/ABS:48
		MT		TPE boot	24540	Boot Kit			ws			L:112/Ø1=25.5/Ø2=84.5
		MT			23049	Boot Kit				gs		L:172/Ø1=19/Ø2=78/with cap
		MT			24552	Boot Kit				gs	L:96/Ø1=25.5/Ø2=70 (for tripod joint)	
2.0 16V (97 kW)	05.98 - 04.00	MT		gear MEK5/ME5T	20956	Driveshaft	L				6	L:650/A:27/D:37
		MT	x	gear MEK5/ME5T	20958	Driveshaft	L				6	L:650/A:27/D:37/ABS:48
		MT		gear MEK5/ME5T	20957	Driveshaft	R				9	L:940/A:27/D:37
		MT	x	gear MEK5/ME5T	20959	Driveshaft	R				9	L:940/A:27/D:37/ABS:48
		MT	x		24526	Joint Kit			ws		27	A:27/F:34/O:58/X/ABS:48
		MT		TPE boot	24540	Boot Kit			ws			L:112/Ø1=25.5/Ø2=84.5
		MT			24552	Boot Kit				gs	L:96/Ø1=25.5/Ø2=70 (for tripod joint)	
2.0 16V (100 kW)	05.00 - 07.02	MT	x		24526	Joint Kit			ws		27	A:27/F:34/O:58/X/ABS:48
		MT		TPE boot	24540	Boot Kit			ws			L:112/Ø1=25.5/Ø2=84.5
		MT			24552	Boot Kit				gs		L:96/Ø1=25.5/Ø2=70 (for tripod joint)
2.0 Turbo C.T. (108 kW)	06.94 - 07.02	MT		gear ME5/ML	20956	Driveshaft	L				6	L:650/A:27/D:37
		MT	x	gear ME5/ML	20958	Driveshaft	L				6	L:650/A:27/D:37/ABS:48
		MT		gear ME5/ML	20957	Driveshaft	R				9	L:940/A:27/D:37
		MT	x	gear ME5/ML	20959	Driveshaft	R				9	L:940/A:27/D:37/ABS:48
		MT	x		24543	Joint Kit			ws		27	A:27/F:39/DF:28.6/O:58/X/ABS:48
		MT			21168	Boot Kit			ws			L:83/Ø1=29/Ø2=95
		MT		TPE boot	24544	Boot Kit			ws		L:113/Ø1=29.3/Ø2=92	
		MT			23223	Boot Kit				gs	L:94/Ø1=29/Ø2=75	
1.9 TD (66 kW)	11.94 - 07.02	MT		gear ME5/ML	20956	Driveshaft	L				6	L:650/A:27/D:37
		MT	x	gear ME5/ML	20958	Driveshaft	L				6	L:650/A:27/D:37/ABS:48
		MT		gear ME5/ML	20957	Driveshaft	R				9	L:940/A:27/D:37
		MT	x	gear ME5/ML	20959	Driveshaft	R				9	L:940/A:27/D:37/ABS:48
		MT	x		24543	Joint Kit			ws		27	A:27/F:39/DF:28.6/O:58/X/ABS:48
		MT			21168	Boot Kit			ws			L:83/Ø1=29/Ø2=95
		MT		TPE boot	24544	Boot Kit			ws		L:113/Ø1=29.3/Ø2=92	
		MT			23223	Boot Kit				gs	L:94/Ø1=29/Ø2=75	
2.0 HDI (80 kW)	08.99 - 07.02	MT		gear ML5E	20956	Driveshaft	L				6	L:650/A:27/D:37
		MT	x	gear ML5E	20958	Driveshaft	L				6	L:650/A:27/D:37/ABS:48
		MT		gear ML5E	20957	Driveshaft	R				9	L:940/A:27/D:37
		MT	x	gear ML5E	20959	Driveshaft	R				9	L:940/A:27/D:37/ABS:48
		MT	x		24545	Joint Kit			ws		27	A:27/F:39/DF:28.6/O:58/X/ABS:48
		MT			21168	Boot Kit			ws			L:83/Ø1=29/Ø2=95
		MT		TPE boot	24546	Boot Kit			ws		L:112/Ø1=29/Ø2=97	
		MT			23223	Boot Kit				gs	L:94/Ø1=29/Ø2=75	

2.0 TD (68 kW)	05.97 - 07.02	MT		gear ME5/ML	<b>20956</b>	Driveshaft	L				6	L:650/A:27/D:37
		MT	x	gear ME5/ML	<b>20958</b>	Driveshaft	L				6	L:650/A:27/D:37/ABS:48
		MT		gear ME5/ML	<b>20957</b>	Driveshaft	R				9	L:940/A:27/D:37
		MT	x	gear ME5/ML	<b>20959</b>	Driveshaft	R				9	L:940/A:27/D:37/ABS:48
		MT	x		<b>24543</b>	Joint Kit			ws		27	A:27/F:39/DF:28.6/O:58/X/ABS:48
		MT		TPE boot	<b>24544</b>	Boot Kit			ws			L:113/Ø1=29.3/Ø2=92
2.1 TD (80 kW)	05.96 - 07.02	MT		gear ME5/ML	<b>20956</b>	Driveshaft	L				6	L:650/A:27/D:37
		MT	x	gear ME5/ML	<b>20958</b>	Driveshaft	L				6	L:650/A:27/D:37/ABS:48
		MT		gear ME5/ML	<b>20957</b>	Driveshaft	R				9	L:940/A:27/D:37
		MT	x	gear ME5/ML	<b>20959</b>	Driveshaft	R				9	L:940/A:27/D:37/ABS:48
		MT	x		<b>24543</b>	Joint Kit			ws		27	A:27/F:39/DF:28.6/O:58/X/ABS:48
		MT		TPE boot	<b>24544</b>	Boot Kit			ws			L:113/Ø1=29.3/Ø2=92
		MT			<b>23223</b>	Boot Kit				gs		L:94/Ø1=29/Ø2=75
<b>GS / GS BREAK</b>												
1.0 (40 kW)	09.70 - 09.77	MT		- 04.74	<b>20610</b>	Driveshaft	L/R				3	L:600/A:22
		MT			<b>23059</b>	Boot Kit			ws			Ø1=19/Ø2=78
		MT			<b>23062</b>	Boot Kit				gs		L:88/Ø1=18/Ø2=85
1.1 (40/42 kW)	09.77 - 07.81	MT			<b>23059</b>	Boot Kit			ws			Ø1=19/Ø2=78
		MT			<b>23062</b>	Boot Kit				gs		L:88/Ø1=18/Ø2=85
1.2 / A 1.2 (43 kW)	04.73 - 06.79	MT		- 04.74	<b>20610</b>	Driveshaft	L/R				3	L:600/A:22
		MT			<b>23059</b>	Boot Kit			ws			Ø1=19/Ø2=78
		MT			<b>23062</b>	Boot Kit				gs		L:88/Ø1=18/Ø2=85
A 1.3 (48 kW)	09.79 - 07.86	MT			<b>23059</b>	Boot Kit			ws			Ø1=19/Ø2=78
		MT			<b>23062</b>	Boot Kit				gs		L:88/Ø1=18/Ø2=85
A Spezial (42 kW)	07.80 - 05.82	MT			<b>23059</b>	Boot Kit			ws			Ø1=19/Ø2=78
		MT			<b>23062</b>	Boot Kit				gs		L:88/Ø1=18/Ø2=85
<b>JUMPER (230)</b>												
all types	02.94 - 04.02	MT		gear ME5/ML, load capacity: 1000/1400 kg	<b>20940</b>	Driveshaft	L					A:28/D:37
		MT		gear MG, load capacity: 1000/1400 kg	<b>20944</b>	Driveshaft	L					A:28/D:41
		MT	x	gear ME5/ML, load capacity: 1000/1400 kg	<b>20942</b>	Driveshaft	L					A:28/D:37/ABS:54
		MT	x	gear MG, load capacity: 1000/1400 kg	<b>20946</b>	Driveshaft	L				6	A:28/D:41/ABS:54
		MT		gear MG, load capacity: 1800 kg	<b>20948</b>	Driveshaft	L					L:785/A:35/D:41
		MT	x	gear MG, load capacity: 1800 kg	<b>20950</b>	Driveshaft	L					A:35/D:41/ABS:54
		MT		gear ME5/ML, load capacity: 1000/1400 kg	<b>20941</b>	Driveshaft	R					A:28/D:37
		MT		gear MG, load capacity: 1000/1400 kg	<b>20945</b>	Driveshaft	R					A:28/D:41
		MT	x	gear ME5/ML, load capacity: 1000/1400 kg	<b>20943</b>	Driveshaft	R					A:28/D:37/ABS:54
		MT	x	gear MG, load capacity: 1000/1400 kg	<b>20947</b>	Driveshaft	R				9	A:28/D:41/ABS:54
		MT		gear MG, load capacity: 1800 kg	<b>20949</b>	Driveshaft	R					A:35/D:41
		MT	x	gear MG, load capacity: 1800 kg	<b>20951</b>	Driveshaft	R					A:35/D:41/ABS:54
		MT		load capacity: 1000/1400 kg	<b>20987</b>	Joint Kit			ws		27	A:28/F:39/DF:28.7/O:63/X
		MT		load capacity: 1800 kg	<b>20634</b>	Joint Kit			ws		27	A:35/F:45/O:70/X
		MT	x	load capacity: 1000/1400 kg	<b>20986</b>	Joint Kit			ws		27	A:28/F:39/DF:28.7/O:63/X/ABS:54
		MT	x	load capacity: 1800 kg	<b>20633</b>	Joint Kit			ws		27	A:35/F:45/O:70/X/ABS:54
		MT		load capacity: 1000/1400 kg	<b>26167</b>	Boot Kit			ws			L:152/Ø1=25/Ø2=98
		MT		load capacity: 1800 kg	<b>20635</b>	Boot Kit			ws			L:90/Ø1=33/Ø2=110
MT		load capacity: 1000/1400 kg	<b>23223</b>	Boot Kit				gs		L:94/Ø1=29/Ø2=75		
MT		load capacity: 1800 kg	<b>23204</b>	Boot Kit				gs		L:98/Ø1=32/Ø2=87		
all types 4x4	08.96 - 04.02	MT		gear ME5/ML, load capacity: 1000/1400 kg	<b>20940</b>	Driveshaft	L	F				A:28/D:37
		MT		gear MG, load capacity: 1000/1400 kg	<b>20944</b>	Driveshaft	L	F				A:28/D:41
		MT	x	gear ME5/ML, load capacity: 1000/1400 kg	<b>20942</b>	Driveshaft	L	F				A:28/D:37/ABS:54




		Transm.	with ABS Ring		Part-No.	Description	L	F	Wheel Side	Gear Box Side	Pic. No.	Technical Specification  Further details on page I
		MT Manual AT Autom.					Left R Right	Front R Rear				

## ( CITROËN )

## ( CITROËN )

<b>JUMPER (230)</b>												
all types 4x4	08.96 - 04.02	MT	x	gear MG, load capacity: 1000/1400 kg	<b>20946</b>	Driveshaft	L	F			6	A:28/D:41/ABS:54
		MT		gear MG, load capacity: 1800 kg	<b>20948</b>	Driveshaft	L	F				L:785/A:35/D:41
		MT	x	gear MG, load capacity: 1800 kg	<b>20950</b>	Driveshaft	L	F				A:35/D:41/ABS:54
		MT		gear ME5/ML, load capacity: 1000/1400 kg	<b>20941</b>	Driveshaft	R	F				A:28/D:37
		MT		gear MG, load capacity: 1000/1400 kg	<b>20945</b>	Driveshaft	R	F				A:28/D:41
		MT	x	gear ME5/ML, load capacity: 1000/1400 kg	<b>20943</b>	Driveshaft	R	F				A:28/D:37/ABS:54
		MT	x	gear MG, load capacity: 1000/1400 kg	<b>20947</b>	Driveshaft	R	F			9	A:28/D:41/ABS:54
		MT		gear MG, load capacity: 1800 kg	<b>20949</b>	Driveshaft	R	F				A:35/D:41
		MT	x	gear MG, load capacity: 1800 kg	<b>20951</b>	Driveshaft	R	F				A:35/D:41/ABS:54
		MT		load capacity: 1000/1400 kg	<b>20987</b>	Joint Kit		F	ws		27	A:28/F:39/DF:28.7/O:63/X
		MT		load capacity: 1800 kg	<b>20634</b>	Joint Kit		F	ws		27	A:35/F:45/O:70/X
		MT	x	load capacity: 1000/1400 kg	<b>20986</b>	Joint Kit		F	ws		27	A:28/F:39/DF:28.7/O:63/X/ABS:54
		MT	x	load capacity: 1800 kg	<b>20633</b>	Joint Kit		F	ws		27	A:35/F:45/O:70/X/ABS:54
		MT		load capacity: 1000/1400 kg	<b>26167</b>	Boot Kit		F	ws			L:152/Ø1=25/Ø2=98
		MT		load capacity: 1800 kg	<b>20635</b>	Boot Kit		F	ws			L:90/Ø1=33/Ø2=110
		MT		load capacity: 1000/1400 kg	<b>21169</b>	Boot Kit		F		gs		L:93/Ø1=28/Ø2=72
MT		load capacity: 1800 kg	<b>23204</b>	Boot Kit		F		gs		L:98/Ø1=32/Ø2=87		
<b>JUMPER (244)</b>												
2.0 (81 kW)	04.02 -	MT	x	load capacity: 1000/1400 kg	<b>20986</b>	Joint Kit			ws		27	A:28/F:39/DF:28.7/O:63/X/ABS:54
		MT	x	load capacity: 1800 kg	<b>20633</b>	Joint Kit			ws		27	A:35/F:45/O:70/X/ABS:54
		MT		load capacity: 1000/1400 kg	<b>26167</b>	Boot Kit			ws			L:152/Ø1=25/Ø2=98
		MT		load capacity: 1800 kg	<b>20635</b>	Boot Kit			ws			L:90/Ø1=33/Ø2=110
2.0 HDi (62 kW)	04.02 -	MT	x	load capacity: 1000/1400 kg	<b>20986</b>	Joint Kit			ws		27	A:28/F:39/DF:28.7/O:63/X/ABS:54
		MT		load capacity: 1000/1400 kg	<b>26167</b>	Boot Kit			ws			L:152/Ø1=25/Ø2=98
2.2 HDi (74 kW)	04.02 -	MT	x	load capacity: 1000/1400 kg	<b>20986</b>	Joint Kit			ws		27	A:28/F:39/DF:28.7/O:63/X/ABS:54
		MT	x	load capacity: 1800 kg	<b>20633</b>	Joint Kit			ws		27	A:35/F:45/O:70/X/ABS:54
		MT		load capacity: 1000/1400 kg	<b>26167</b>	Boot Kit			ws			L:152/Ø1=25/Ø2=98
		MT		load capacity: 1800 kg	<b>20635</b>	Boot Kit			ws			L:90/Ø1=33/Ø2=110
2.8 Hdi (94 kW)	04.02 -	MT	x	load capacity: 1000/1400 kg	<b>20986</b>	Joint Kit			ws		27	A:28/F:39/DF:28.7/O:63/X/ABS:54
		MT	x	load capacity: 1800 kg	<b>20633</b>	Joint Kit			ws		27	A:35/F:45/O:70/X/ABS:54
		MT		load capacity: 1000/1400 kg	<b>26167</b>	Boot Kit			ws			L:152/Ø1=25/Ø2=98
		MT		load capacity: 1800 kg	<b>20635</b>	Boot Kit			ws			L:90/Ø1=33/Ø2=110
		MT		load capacity: 1800 kg, TPE boot	<b>22992</b>	Boot Kit			ws			L:160/Ø1=33/Ø2=110
		MT		load capacity: 1800 kg	<b>23204</b>	Boot Kit				gs		L:98/Ø1=32/Ø2=87
2.8 Hdi 4x4 (94 kW)	04.02 -	MT	x	load capacity: 1000/1400 kg	<b>20986</b>	Joint Kit		F	ws		27	A:28/F:39/DF:28.7/O:63/X/ABS:54
		MT		load capacity: 1000/1400 kg	<b>26167</b>	Boot Kit		F	ws			L:152/Ø1=25/Ø2=98
<b>JUMPER</b>												
2.2 HDi 100 (74 kW)	04.06 -	MT5/MT6		gear MLGU	<b>24282</b>	Joint Kit			ws		27	A:35/F:29/O:71.6/Z/Ø Joint:106
		MT5/MT6		gear MLGU	<b>24285</b>	Joint Kit			ws		27	A:35/F:27/O:71.6/Ø Joint:98
		MT5/MT6		gear MLGU, without bearing	<b>24287</b>	Joint Kit	L			gs	31	A:41/G:29/Ø Joint:97/Ø Tripodroller:42.1

		MT5/MT6		gear MLGU, without bearing	24290	Joint Kit	L		gs	31	A:41/G:27/Ø Joint:89/Ø Tripodroller:43.7
		MT5/MT6		gear MLGU, with bearing	24289	Joint Kit	R		gs	31	A:41/G:29/Ø Joint:97/Ø Tripodroller:42.1
		MT5/MT6		gear MLGU, with bearing	24292	Joint Kit	R		gs	31	A:41/G:27/Ø Joint:89/Ø Tripodroller:43.7
		MT5/MT6		gear MLGU, TPE boot	24286	Boot Kit		ws			L:141/Ø1=28.5/Ø2=97.6
		MT5/MT6		gear MLGU, TPE boot	24283	Boot Kit		ws			L:136.25/Ø1=31.5/Ø2=105.2
		MT5/MT6		gear MLGU	24288	Boot Kit			gs		L:96.15/Ø1=28.6/Ø2=102
		MT5/MT6		gear MLGU	24291	Boot Kit			gs		L:96.2/Ø1=27.55/Ø2=95.5
2.2 HDi 120 (88 kW)	04.06 -	MT5/MT6		gear MLGU	24282	Joint Kit			ws	27	A:35/F:29/O:71.6/Z/Ø Joint:106
		MT5/MT6		gear MLGU	24285	Joint Kit			ws	27	A:35/F:27/O:71.6/Ø Joint:98
		MT5/MT6		gear MLGU, without bearing	24287	Joint Kit	L		gs	31	A:41/G:29/Ø Joint:97/Ø Tripodroller:42.1
		MT5/MT6		gear MLGU, without bearing	24290	Joint Kit	L		gs	31	A:41/G:27/Ø Joint:89/Ø Tripodroller:43.7
		MT5/MT6		gear MLGU, with bearing	24289	Joint Kit	R		gs	31	A:41/G:29/Ø Joint:97/Ø Tripodroller:42.1
		MT5/MT6		gear MLGU, with bearing	24292	Joint Kit	R		gs	31	A:41/G:27/Ø Joint:89/Ø Tripodroller:43.7
		MT5/MT6		gear MLGU, TPE boot	24286	Boot Kit		ws			L:141/Ø1=28.5/Ø2=97.6
		MT5/MT6		gear MLGU, TPE boot	24283	Boot Kit		ws			L:136.25/Ø1=31.5/Ø2=105.2
		MT5/MT6		gear MLGU	24288	Boot Kit			gs		L:96.15/Ø1=28.6/Ø2=102
		MT5/MT6		gear MLGU	24291	Boot Kit			gs		L:96.2/Ø1=27.55/Ø2=95.5
3.0 HDi 160 (115 kW)	09.06 -	MT6		gear M40 CV6	24284	Joint Kit			ws	27	A:35/F:29/O:71.6/X/Ø Joint:106
		MT6		gear M40 CV6, without bearing	24293	Joint Kit	L		gs	31	A:31/G:29/Ø Joint:97/Ø Tripodroller:42.1
		MT6		gear M40 CV6, with bearing	24294	Joint Kit	R		gs	31	A:31/G:29/Ø Joint:97/Ø Tripodroller:42.1
		MT6		gear M40 CV6, TPE	24283	Boot Kit			ws		L:136.25/Ø1=31.5/Ø2=105.2
		MT6		gear M40 CV6	24288	Boot Kit			gs		L:96.15/Ø1=28.6/Ø2=102
<b>JUMPY (UGU) / JUMPY VAN</b>											
1.6 / 1.6 i (58 kW)	10.95 -	MT		gear BE3	20952	Driveshaft	L			6	L:650/A:27/D:24
		MT	x	gear BE3	20954	Driveshaft	L			6	L:650/A:27/D:24/ABS:48
		MT		gear BE3	20953	Driveshaft	R			9	L:940/A:27/D:24
		MT	x	gear BE3	20955	Driveshaft	R			9	L:940/A:27/D:24/ABS:48
		MT	x	TPE boot	24526	Joint Kit		ws		27	A:27/F:34/O:58/X/ABS:48
		MT		TPE boot	24540	Boot Kit		ws			L:112/Ø1=25.5/Ø2=84.5
		MT			23049	Boot Kit			gs		L:172/Ø1=19/Ø2=78/with cap
		MT			24552	Boot Kit			gs		L:96/Ø1=25.5/Ø2=70 (for tripod joint)
2.0 (100 kW)	04.00 - 12.06	MT	x		24526	Joint Kit			ws	27	A:27/F:34/O:58/X/ABS:48
		MT		TPE boot	24540	Boot Kit			ws		L:112/Ø1=25.5/Ø2=84.5
		MT			24552	Boot Kit			gs		L:96/Ø1=25.5/Ø2=70 (for tripod joint)
2.0 i 16V (102 kW)	03.00 -	MT	x		24526	Joint Kit			ws	27	A:27/F:34/O:58/X/ABS:48
		MT		TPE boot	24540	Boot Kit			ws		L:112/Ø1=25.5/Ø2=84.5
		MT			24552	Boot Kit			gs		L:96/Ø1=25.5/Ø2=70 (for tripod joint)
1.9 D (51 kW)	10.95 -	MT		gear BE3	20952	Driveshaft	L			6	L:650/A:27/D:24
		MT	x	gear BE3	20954	Driveshaft	L			6	L:650/A:27/D:24/ABS:48
		MT		gear BE3	20953	Driveshaft	R			9	L:940/A:27/D:24
		MT	x	gear BE3	20955	Driveshaft	R			9	L:940/A:27/D:24/ABS:48
		MT	x	TPE boot	24526	Joint Kit		ws		27	A:27/F:34/O:58/X/ABS:48
		MT		TPE boot	24540	Boot Kit		ws			L:112/Ø1=25.5/Ø2=84.5
		MT			23049	Boot Kit			gs		L:172/Ø1=19/Ø2=78/with cap
		MT			24552	Boot Kit			gs		L:96/Ø1=25.5/Ø2=70 (for tripod joint)
1.9 TD (66/68 kW)	10.95 -	MT		gear ME5/ML	20956	Driveshaft	L			6	L:650/A:27/D:37
		MT	x	gear ME5/ML	20958	Driveshaft	L			6	L:650/A:27/D:37/ABS:48
		MT		gear ME5/ML	20957	Driveshaft	R			9	L:940/A:27/D:37
		MT	x	gear ME5/ML	20959	Driveshaft	R			9	L:940/A:27/D:37/ABS:48
		MT	x		24543	Joint Kit			ws	27	A:27/F:39/DF:28.6/O:58/X/ABS:48
		MT			21168	Boot Kit			ws		L:83/Ø1=29/Ø2=95




		Transm. MT Manual AT Autom.	with ABS Ring		Part-No.	Description	L Left R Right	F Front R Rear	Wheel Side	Gear Box Side	Pic. No.	Technical Specification  Further details on page I
---	---	---	---------------------	--	----------	-------------	-------------------------	-------------------------	---------------	---------------------	-------------	--

( CITROËN )

( CITROËN )

JUMPY (U6U) / JUMPY VAN												
1.9 TD (66/68 kW)	10.95 -	MT		TPE boot	24544	Boot Kit			ws			L:113/Ø1=29.3/Ø2=92
		MT			21169	Boot Kit				gs		L:93/Ø1=28/Ø2=72
2.0 HDi (69/80 kW)	10.99 -	MT	x	gear ML5E	20956	Driveshaft	L				6	L:650/A:27/D:37
		MT		gear ML5E	20958	Driveshaft	L				6	L:650/A:27/D:37/ABS:48
		MT		gear ML5E	20957	Driveshaft	R				9	L:940/A:27/D:37
		MT	x	gear ML5E	20959	Driveshaft	R				9	L:940/A:27/D:37/ABS:48
		MT	x		24545	Joint Kit			ws		27	A:27/F:39/DF:28.6/O:58/X/ABS:48
		MT			21168	Boot Kit			ws			L:83/Ø1=29/Ø2=95
		MT		TPE boot	24546	Boot Kit			ws			L:112/Ø1=29/Ø2=97
		MT			21169	Boot Kit				gs		L:93/Ø1=28/Ø2=72
LNA												
0.6 (24 kW)	11.76 - 07.79	MT			20608	Joint w. Shaft	L/R		ws		21	L:440/A:22
		MT			20609	Joint Kit				gs		L:190
		MT			23059	Boot Kit			ws			Ø1=19/Ø2=78
0.6 (25 kW)	07.82 - 04.85	MT			23063	Boot Kit			ws			L:110/Ø1=23/Ø2=78
		MT			23059	Boot Kit			ws			Ø1=19/Ø2=78
		MT			23061	Boot Kit				gs		L:61/Ø1=42/Ø2=77
0.6 (26 kW)	11.78 - 07.82	MT			23063	Boot Kit			ws			L:110/Ø1=23/Ø2=78
		MT			23059	Boot Kit			ws			Ø1=19/Ø2=78
		MT			23061	Boot Kit				gs		L:61/Ø1=42/Ø2=77
1.0 (33 kW)	07.84 - 10.86	MT			21605	Driveshaft	L/R				6	L:710/A:21/D:22
		MT			21651	Boot Kit			ws			L:117/Ø1=19/Ø2=75.5
		MT			23001	Boot Kit				gs		L:166/Ø1=19/with cap
1.1 (37 kW)	07.82 - 04.85	MT			21605	Driveshaft	L/R				6	L:710/A:21/D:22
		MT			21651	Boot Kit			ws			L:117/Ø1=19/Ø2=75.5
		MT			23001	Boot Kit				gs		L:166/Ø1=19/with cap
SAXO (S0, S1)												
1.0 X (33 kW)	05.96 - 11.98	MT		3-hole rim	20649	Driveshaft	L				6	L:645/A:21/D:22
		MT		4-hole rim	20651	Driveshaft	L				6	L:650/A:21/D:22
		MT		3-hole rim	20650	Driveshaft	R				6	L:835/A:21/D:22
		MT		4-hole rim	20652	Driveshaft	R				6	L:840/A:21/D:22
		MT			23110	Boot Kit			ws			L:82/Ø1=19/Ø2=68
		MT		TPE boot	23125	Boot Kit	L		ws			Ø1=20.8
		MT		TPE boot	23126	Boot Kit	R		ws			Ø1=23.7
		MT			26281	Boot Kit				gs		L:164/Ø1=19/with cap
1.0 X (37 kW)	05.96 - 09.03	MT		- 12.98, 3-hole rim	20649	Driveshaft	L				6	L:645/A:21/D:22
		MT		- 12.98, 4-hole rim	20651	Driveshaft	L				6	L:650/A:21/D:22
		MT		01.99 -	21337	Driveshaft	L				6	L:630/A:21/D:22/with bearing
		MT	x	01.99 - , ABS (Bendix)	21339	Driveshaft	L				6	L:620/A:21/D:22/ABS:48
		MT		- 12.98, 3-hole rim	20650	Driveshaft	R				6	L:835/A:21/D:22

		MT		- 12.98, 4-hole rim	20652	Driveshaft	R				6	L:840/A:21/D:22
		MT		01.99 -	21338	Driveshaft	R				6	L:804/A:21/D:22
		MT	x	01.99 - , ABS (Bendix)	21340	Driveshaft	R				6	L:804/A:21/D:22/ABS:48
		MT		- 12.98	23110	Boot Kit			ws			L:82/Ø1=19/Ø2=68
		MT		- 12.98, TPE boot	23125	Boot Kit	L		ws			Ø1=20.8
		MT		- 12.98, TPE boot	23126	Boot Kit	R		ws			Ø1=23.7
		MT		01.99 - , TPE boot	23126	Boot Kit			ws			Ø1=23.7
		MT		- 12.98	26281	Boot Kit				gs		L:164/Ø1=19/with cap
		MT		01.99 -	23111	Boot Kit				gs		L:172/Ø1=19/Ø2=72/with cap
1.1 X,SX (40/44 kW)	05.96 - 09.03	MT		- 12.98, 3-hole rim	20649	Driveshaft	L				6	L:645/A:21/D:22
		MT		- 12.98, 4-hole rim	20651	Driveshaft	L				6	L:650/A:21/D:22
		MT	x	- 12.98, 4-hole rim, ABS (Bendix)	20665	Driveshaft	L				6	L:650/A:21/D:22/ABS:48
		MT		01.99 -	21337	Driveshaft	L				6	L:630/A:21/D:22/with bearing
		MT	x	01.99 - , ABS (Bendix)	21339	Driveshaft	L				6	L:620/A:21/D:22/ABS:48
		MT		- 12.98, 3-hole rim	20650	Driveshaft	R				6	L:835/A:21/D:22
		MT		- 12.98, 4-hole rim	20652	Driveshaft	R				6	L:840/A:21/D:22
		MT	x	- 12.98, 4-hole rim, ABS (Bendix)	20656	Driveshaft	R				6	L:840/A:21/D:22/ABS:48
		MT		01.99 -	21338	Driveshaft	R				6	L:804/A:21/D:22
		MT	x	01.99 - , ABS (Bendix)	21340	Driveshaft	R				6	L:804/A:21/D:22/ABS:48
		MT		- 12.98	23110	Boot Kit			ws			L:82/Ø1=19/Ø2=68
		MT		- 12.98, TPE boot	23125	Boot Kit	L		ws			Ø1=20.8
		MT		- 12.98, TPE boot	23126	Boot Kit	R		ws			Ø1=23.7
		MT		01.99 - , TPE boot	23126	Boot Kit			ws			Ø1=23.7
		MT		- 12.98	26281	Boot Kit				gs		L:164/Ø1=19/with cap
		MT		01.99 -	23111	Boot Kit				gs		L:172/Ø1=19/Ø2=72/with cap
1.4 VTS (55 kW)	05.96 - 09.03	MT		- 12.98	20651	Driveshaft	L				6	L:650/A:21/D:22
		MT		01.99 -	21337	Driveshaft	L				6	L:630/A:21/D:22/with bearing
		MT	x	- 12.98, ABS (Bendix)	20655	Driveshaft	L				6	L:650/A:21/D:22/ABS:48
		MT	x	01.99 - , ABS (Bendix)	21339	Driveshaft	L				6	L:620/A:21/D:22/ABS:48
		AT	x	- 12.98, ABS (Bendix)	21699	Driveshaft	L				12	L:516/A:21/ABS:48
		AT	x	01.99 - , ABS (Bendix)	21345	Driveshaft	L				26	L:603/A:21/ABS:48
		MT		- 12.98	20652	Driveshaft	R				6	L:840/A:21/D:22
		MT		01.99 -	21338	Driveshaft	R				6	L:804/A:21/D:22
		MT	x	- 12.98, ABS (Bendix)	20656	Driveshaft	R				6	L:840/A:21/D:22/ABS:48
		MT	x	01.99 - , ABS (Bendix)	21340	Driveshaft	R				6	L:804/A:21/D:22/ABS:48
		AT	x	- 12.98, ABS (Bendix)	21700	Driveshaft	R				9	L:467/A:21/ABS:48
		AT	x	01.99 - , ABS (Bendix)	21346	Driveshaft	R				9	L:701/A:21/D:23/ABS:48
		MT		- 12.98	23110	Boot Kit			ws			L:82/Ø1=19/Ø2=68
		MT		- 12.98, TPE boot	23126	Boot Kit	L		ws			Ø1=23.7
		MT		- 12.98, TPE boot	23127	Boot Kit	R		ws			Ø1=30
		MT		01.99 - , TPE boot	23126	Boot Kit			ws			Ø1=23.7
		MT			23111	Boot Kit				gs		L:172/Ø1=19/Ø2=72/with cap
1.5 D (40/42 kW)	09.96 - 09.03	MT		- 12.98	23346	Driveshaft	L					L:640/A:21/D:22
		MT		01.99 -	21337	Driveshaft	L				6	L:630/A:21/D:22/with bearing
		MT	x	- 12.98, ABS (Bendix)	23348	Driveshaft	L					L:640/A:21/D:22/ABS:48
		MT	x	01.99 - , ABS (Bendix)	21339	Driveshaft	L				6	L:620/A:21/D:22/ABS:48
		MT		- 12.98	23347	Driveshaft	R					L:840/A:21/D:22
		MT		01.99 -	21338	Driveshaft	R				6	L:804/A:21/D:22
		MT	x	- 12.98, ABS (Bendix)	23349	Driveshaft	R					L:840/A:21/D:22/ABS:48
		MT	x	01.99 - , ABS (Bendix)	21340	Driveshaft	R				6	L:804/A:21/D:22/ABS:48
		MT		- 12.98	23110	Boot Kit			ws			L:82/Ø1=19/Ø2=68

		Transm.	with ABS Ring		Part-No.	Description	L	F	Wheel Side	Gear Box Side	Pic. No.	Technical Specification  Further details on page I
		MT Manual AT Autom.					Left R Right	Front R Rear				




## ( CITROËN )

## ( CITROËN )

SAXO (S0, S1)													
1.5 D (40/42 kW)	09.96 - 09.03	MT		- 12.98, TPE boot	23126	Boot Kit	L		ws			Ø1=23.7	
		MT		- 12.98, TPE boot	23127	Boot Kit	R		ws			Ø1=30	
		MT		01.99 - , TPE boot	23126	Boot Kit			ws				Ø1=23.7
		MT			23111	Boot Kit				gs			L:172/Ø1=19/Ø2=72/with cap
1.6 VTL,VTR (65 kW)	05.96 - 09.03	MT		- 12.98	23350	Driveshaft	L					L:640/A:21/D:22	
		MT		01.99 -	21341	Driveshaft	L					L:617/A:21/D:22	
		MT	x	- 12.98, ABS (Bendix)	21697	Driveshaft	L				6	L:625/A:21/D:22/ABS:48	
		MT	x	01.99 - , ABS (Bendix)	21343	Driveshaft	L				6	L:617/A:21/D:22/ABS:48	
		AT	x	- 12.98, ABS (Bendix)	21699	Driveshaft	L				12	L:516/A:21/ABS:48	
		AT	x	01.99 - , ABS (Bendix)	21345	Driveshaft	L				26	L:603/A:21/ABS:48	
		MT		- 12.98	23351	Driveshaft	R						L:803/A:21/D:22
		MT		01.99 -	21342	Driveshaft	R						L:811/A:21/D:22
		MT	x	- 12.98, ABS (Bendix)	21698	Driveshaft	R					9	L:803/A:21/D:22/ABS:48
		MT	x	01.99 - , ABS (Bendix)	21344	Driveshaft	R					9	L:811/A:21/D:22/ABS:48
		AT	x	- 12.98, ABS (Bendix)	21700	Driveshaft	R					9	L:467/A:21/ABS:48
		AT	x	01.99 - , ABS (Bendix)	21346	Driveshaft	R					9	L:701/A:21/D:23/ABS:48
		MT		- 12.98	23112	Boot Kit				ws			L:91/Ø1=20/Ø2=77
MT		01.99 - , TPE boot	23128	Boot Kit				ws			Ø1=23.7		
MT			23111	Boot Kit					gs		L:172/Ø1=19/Ø2=72/with cap		
1.6 VTS (87 kW)	06.96 - 09.03	MT		- 12.98	23350	Driveshaft	L					L:640/A:21/D:22	
		MT		01.99 -	21341	Driveshaft	L					L:617/A:21/D:22	
		MT	x	- 12.98, ABS (Bendix)	21697	Driveshaft	L				6	L:625/A:21/D:22/ABS:48	
		MT	x	01.99 - , ABS (Bendix)	21343	Driveshaft	L				6	L:617/A:21/D:22/ABS:48	
		MT		- 12.98	23351	Driveshaft	R						L:803/A:21/D:22
		MT		01.99 -	21342	Driveshaft	R						L:811/A:21/D:22
		MT	x	- 12.98, ABS (Bendix)	21698	Driveshaft	R					9	L:803/A:21/D:22/ABS:48
		MT	x	01.99 - , ABS (Bendix)	21344	Driveshaft	R					9	L:811/A:21/D:22/ABS:48
		MT		- 12.98	23112	Boot Kit				ws			L:91/Ø1=20/Ø2=77
		MT		01.99 - , TPE boot	23128	Boot Kit				ws			Ø1=23.7
MT			23111	Boot Kit					gs		L:172/Ø1=19/Ø2=72/with cap		
VISA													
1.0 (33 kW)	09.84 - 06.88	MT			21605	Driveshaft	L/R				6	L:710/A:21/D:22	
		MT			21651	Boot Kit			ws			L:117/Ø1=19/Ø2=75.5	
		MT			23001	Boot Kit				gs		L:166/Ø1=19/with cap	
11 E (35/37/42 kW)	09.78 - 03.91	MT			21605	Driveshaft	L/R				6	L:710/A:21/D:22	
		MT			21651	Boot Kit			ws			L:117/Ø1=19/Ø2=75.5	
		MT			23001	Boot Kit				gs		L:166/Ø1=19/with cap	
11 RE (37 kW)	03.83 - 10.88	MT			21605	Driveshaft	L/R				6	L:710/A:21/D:22	
		MT			21651	Boot Kit			ws			L:117/Ø1=19/Ø2=75.5	
		MT			23001	Boot Kit				gs		L:166/Ø1=19/with cap	
14 (44 kW)	07.84 - 03.91	MT			21605	Driveshaft	L/R				6	L:710/A:21/D:22	



		MT			21651	Boot Kit			ws			L:117/Ø1=19/Ø2=75.5
		MT			23001	Boot Kit				gs		L:166/Ø1=19/with cap
16 GTI (76/83 kW)	01.85 - 03.91	MT			21617	Driveshaft	L				6	L:600/A:21/D:24
		MT			21618	Driveshaft	R				9	L:845/A:21/D:24
		MT			23065	Boot Kit			ws			L:108/Ø1=19/Ø2=80
		MT			23112	Boot Kit			ws			L:91/Ø1=20/Ø2=77
		MT			23111	Boot Kit				gs		L:172/Ø1=19/Ø2=72/with cap
		MT			23049	Boot Kit				gs		L:172/Ø1=19/Ø2=78/with cap
		MT			26283	Boot Kit				gs		L:97/Ø1=21/Ø2=75
17 D (44 kW)	04.84 - 03.91	MT			21615	Driveshaft	L				6	L:600/A:21/D:24
		MT			21616	Driveshaft	R				9	L:845/A:21/D:24
		MT			21651	Boot Kit			ws			L:117/Ø1=19/Ø2=75.5
		MT			23065	Boot Kit			ws			L:108/Ø1=19/Ø2=80
		MT			23112	Boot Kit			ws			L:91/Ø1=20/Ø2=77
		MT			23006	Boot Kit				gs		L:111/Ø1=17/Ø2=63
		MT			23111	Boot Kit				gs		L:172/Ø1=19/Ø2=72/with cap
		MT			23049	Boot Kit				gs		L:172/Ø1=19/Ø2=78/with cap
		MT			26283	Boot Kit				gs		L:97/Ø1=21/Ø2=75
		MT			26287	Boot Kit				gs		L:97/Ø1=21/Ø2=70
<b>XANTIA (X1)</b>												
1.6 i (65 kW)	03.93 - 01.98	MT			20659	Driveshaft	L				7	L:650/A:25/D:24
		MT	x	- 07.95	20675	Driveshaft	L				7	L:650/A:25/D:24/ABS:48/Ø ABS ring:90
		MT	x	07.95 -	20629	Driveshaft	L				7	L:650/A:25/D:24/ABS:48/Ø ABS ring:99
		MT			20660	Driveshaft	R				9	L:890/A:25/D:24
		MT	x	- 07.95	20676	Driveshaft	R				9	L:890/A:25/D:24/ABS:48/Ø ABS ring:90
		MT	x	07.95 -	20630	Driveshaft	R				9	L:890/A:25/D:24/ABS:48/Ø ABS ring:99
		MT			21075	Joint Kit			ws		27	A:25/F:23/DF:23.73/O:55.5/X
		MT		01.94 -	21077	Joint Kit			ws		27	A:25/F:34/DF:24.85/O:55.5/X
		MT	x	Ch.-No. - 6443, ABS (Bendix)	21098	Joint Kit			ws		27	A:25/F:23/O:55.5/X/ABS:48
		MT			26216	Boot Kit			ws			L:103/Ø1=24/Ø2=88
		MT			26283	Boot Kit				gs		L:97/Ø1=21/Ø2=75
		MT			23049	Boot Kit				gs		L:172/Ø1=19/Ø2=78/with cap
1.8 i (66 kW)	04.97 - 01.98	MT			20659	Driveshaft	L				7	L:650/A:25/D:24
		MT	x		20629	Driveshaft	L				7	L:650/A:25/D:24/ABS:48/Ø ABS ring:99
		MT			20660	Driveshaft	R				9	L:890/A:25/D:24
		MT	x		20630	Driveshaft	R				9	L:890/A:25/D:24/ABS:48/Ø ABS ring:99
		MT			26216	Boot Kit			ws			L:103/Ø1=24/Ø2=88
		MT			26283	Boot Kit				gs		L:97/Ø1=21/Ø2=75
		MT			23049	Boot Kit				gs		L:172/Ø1=19/Ø2=78/with cap
1.8 i (74 kW)	03.93 - 01.98	MT			20659	Driveshaft	L				7	L:650/A:25/D:24
		MT	x	- 07.95	20675	Driveshaft	L				7	L:650/A:25/D:24/ABS:48/Ø ABS ring:90
		MT	x	07.95 -	20629	Driveshaft	L				7	L:650/A:25/D:24/ABS:48/Ø ABS ring:99
		MT			20660	Driveshaft	R				9	L:890/A:25/D:24
		MT	x	- 07.95	20676	Driveshaft	R				9	L:890/A:25/D:24/ABS:48/Ø ABS ring:90
		MT	x	07.95 -	20630	Driveshaft	R				9	L:890/A:25/D:24/ABS:48/Ø ABS ring:99
		MT			21075	Joint Kit			ws		27	A:25/F:23/DF:23.73/O:55.5/X
		MT	x	ABS (Bendix)	21076	Joint Kit			ws		27	A:25/F:34/O:55.5/X/ABS:48
		MT			26216	Boot Kit			ws			L:103/Ø1=24/Ø2=88
		MT			26283	Boot Kit				gs		L:97/Ø1=21/Ø2=75
		MT			23049	Boot Kit				gs		L:172/Ø1=19/Ø2=78/with cap
1.8 i 16V (81 kW)	06.95 - 01.98	MT			20659	Driveshaft	L				7	L:650/A:25/D:24




		Transm.	with ABS Ring		Part-No.	Description	L	F	Wheel Side	Gear Box Side	Pic. No.	Technical Specification  Further details on page I
		MT Manual AT Autom.					Left R Right	Front R Rear				

## ( CITROËN )

## ( CITROËN )

XANTIA (X1)														
1.8 i 16V (81 kW)	06.95 - 01.98	MT	x		20629	Driveshaft	L				7	L:650/A:25/D:24/ABS:48/Ø ABS ring:99		
		MT			20660	Driveshaft	R				9	L:890/A:25/D:24		
		MT	x		20630	Driveshaft	R				9	L:890/A:25/D:24/ABS:48/Ø ABS ring:99		
		MT			21075	Joint Kit				ws		27	A:25/F:23/DF:23.73/O:55.5/X	
		MT	x	ABS (Bendix)	21076	Joint Kit				ws		27	A:25/F:34/O:55.5/X/ABS:48	
		MT			26216	Boot Kit				ws				L:103/Ø1=24/Ø2=88
		MT			26283	Boot Kit					gs			L:97/Ø1=21/Ø2=75
1.9 D (50/51 kW)	06.94 - 01.98	MT			23049	Boot Kit				gs		L:172/Ø1=19/Ø2=78/with cap		
		MT			20659	Driveshaft	L				7	L:650/A:25/D:24		
		MT	x	- 07.95	20675	Driveshaft	L					7	L:650/A:25/D:24/ABS:48/Ø ABS ring:90	
		MT	x	07.95 -	20629	Driveshaft	L					7	L:650/A:25/D:24/ABS:48/Ø ABS ring:99	
		MT			20660	Driveshaft	R					9	L:890/A:25/D:24	
		MT	x	- 07.95	20676	Driveshaft	R					9	L:890/A:25/D:24/ABS:48/Ø ABS ring:90	
		MT	x	07.95 -	20630	Driveshaft	R					9	L:890/A:25/D:24/ABS:48/Ø ABS ring:99	
1.9 D (55 kW)	02.96 - 01.98	MT			21075	Joint Kit				ws		27	A:25/F:23/DF:23.73/O:55.5/X	
		MT			26216	Boot Kit				ws			L:103/Ø1=24/Ø2=88	
		MT			26283	Boot Kit					gs		L:97/Ø1=21/Ø2=75	
		MT			23049	Boot Kit					gs		L:172/Ø1=19/Ø2=78/with cap	
		MT			20659	Driveshaft	L					7	L:650/A:25/D:24	
		MT	x		20629	Driveshaft	L					7	L:650/A:25/D:24/ABS:48/Ø ABS ring:99	
		MT			20660	Driveshaft	R					9	L:890/A:25/D:24	
1.9 Turbo D (66 kW)	10.94 - 01.98	MT	x		20630	Driveshaft	R				9	L:890/A:25/D:24/ABS:48/Ø ABS ring:99		
		MT			21075	Joint Kit				ws		27	A:25/F:23/DF:23.73/O:55.5/X	
		MT			26216	Boot Kit				ws			L:103/Ø1=24/Ø2=88	
		MT			26283	Boot Kit					gs		L:97/Ø1=21/Ø2=75	
		MT			23049	Boot Kit					gs		L:172/Ø1=19/Ø2=78/with cap	
		MT	x	- 07.95	20677	Driveshaft	L					7	L:640/A:25/D:24	
		MT	x	07.95 -	20679	Driveshaft	L					7	L:640/A:25/D:24/ABS:48	
1.9 Turbo D (66 kW)	10.94 - 01.98	MT	x		20631	Driveshaft	L				7	L:640/A:25/D:24/ABS:48		
		MT			20678	Driveshaft	R				9	L:890/A:25/D:24		
		MT	x	- 07.95	20680	Driveshaft	R					9	L:890/A:25/D:24/ABS:48	
		MT	x	07.95 -	20632	Driveshaft	R					9	L:890/A:25/D:24/ABS:48	
		MT			21075	Joint Kit				ws		27	A:25/F:23/DF:23.73/O:55.5/X	
		MT			26216	Boot Kit				ws			L:103/Ø1=24/Ø2=88	
		MT			26283	Boot Kit					gs		L:97/Ø1=21/Ø2=75	
2.0 i (89 kW)	03.93 - 01.98	MT			23049	Boot Kit				gs		L:172/Ø1=19/Ø2=78/with cap		
		MT	x	- 07.95	20677	Driveshaft	L				7	L:640/A:25/D:24		
		MT	x	07.95 -	20679	Driveshaft	L					7	L:640/A:25/D:24/ABS:48	
		MT			20631	Driveshaft	L					7	L:640/A:25/D:24/ABS:48	
2.0 i (89 kW)	03.93 - 01.98	MT			20678	Driveshaft	R				9	L:890/A:25/D:24		
		MT	x	- 07.95	20680	Driveshaft	R				9	L:890/A:25/D:24/ABS:48		

		MT	x	07.95 -	<b>20632</b>	Driveshaft	R				9	L:890/A:25/D:24/ABS:48
		MT			<b>21075</b>	Joint Kit			ws		27	A:25/F:23/DF:23.73/O:55.5/X
		MT	x	ABS (Bendix)	<b>21076</b>	Joint Kit			ws		27	A:25/F:34/O:55.5/X/ABS:48
		MT			<b>26216</b>	Boot Kit			ws			L:103/Ø1=24/Ø2=88
		MT			<b>26283</b>	Boot Kit				gs		L:97/Ø1=21/Ø2=75
		MT			<b>23049</b>	Boot Kit				gs		L:172/Ø1=19/Ø2=78/with cap
2.0 i 16V (97 kW)	06.95 - 01.98	MT	x		<b>20631</b>	Driveshaft	L				7	L:640/A:25/D:24/ABS:48
		MT	x		<b>20632</b>	Driveshaft	R				9	L:890/A:25/D:24/ABS:48
		MT			<b>21075</b>	Joint Kit			ws		27	A:25/F:23/DF:23.73/O:55.5/X
		MT	x	ABS (Bendix)	<b>21076</b>	Joint Kit			ws		27	A:25/F:34/O:55.5/X/ABS:48
		MT			<b>26216</b>	Boot Kit			ws			L:103/Ø1=24/Ø2=88
		MT			<b>26283</b>	Boot Kit				gs		L:97/Ø1=21/Ø2=75
		MT			<b>23049</b>	Boot Kit				gs		L:172/Ø1=19/Ø2=78/with cap
2.0 i 16V (110/112 kW)	03.93 - 01.98	MT	x	- 07.95	<b>20679</b>	Driveshaft	L				7	L:640/A:25/D:24/ABS:48
		MT	x	07.95 -	<b>20631</b>	Driveshaft	L				7	L:640/A:25/D:24/ABS:48
		MT	x	- 07.95	<b>20680</b>	Driveshaft	R				9	L:890/A:25/D:24/ABS:48
		MT	x	07.95 -	<b>20632</b>	Driveshaft	R				9	L:890/A:25/D:24/ABS:48
		MT			<b>26216</b>	Boot Kit			ws			L:103/Ø1=24/Ø2=88
		MT			<b>26283</b>	Boot Kit				gs		L:97/Ø1=21/Ø2=75
		MT			<b>23049</b>	Boot Kit				gs		L:172/Ø1=19/Ø2=78/with cap
2.0 Turbo (108 kW)	06.95 - 01.98	MT			<b>21075</b>	Joint Kit			ws		27	A:25/F:23/DF:23.73/O:55.5/X
		MT	x	ABS (Bendix)	<b>21076</b>	Joint Kit			ws		27	A:25/F:34/O:55.5/X/ABS:48
		MT			<b>26216</b>	Boot Kit			ws			L:103/Ø1=24/Ø2=88
<b>XANTIA BREAK (X1)</b>												
1.8 i (74 kW)	06.95 - 01.98	MT			<b>20659</b>	Driveshaft	L				7	L:650/A:25/D:24
		MT	x		<b>20675</b>	Driveshaft	L				7	L:650/A:25/D:24/ABS:48/Ø ABS ring:90
		MT			<b>20660</b>	Driveshaft	R				9	L:890/A:25/D:24
		MT	x		<b>20676</b>	Driveshaft	R				9	L:890/A:25/D:24/ABS:48/Ø ABS ring:90
		MT			<b>21075</b>	Joint Kit			ws		27	A:25/F:23/DF:23.73/O:55.5/X
		MT	x	ABS (Bendix)	<b>21076</b>	Joint Kit			ws		27	A:25/F:34/O:55.5/X/ABS:48
		MT			<b>26216</b>	Boot Kit			ws			L:103/Ø1=24/Ø2=88
		MT			<b>26283</b>	Boot Kit				gs		L:97/Ø1=21/Ø2=75
1.8 i 16V (81 kW)	06.95 - 01.98	MT			<b>20659</b>	Driveshaft	L				7	L:650/A:25/D:24
		MT	x		<b>20629</b>	Driveshaft	L				7	L:650/A:25/D:24/ABS:48/Ø ABS ring:99
		MT			<b>20660</b>	Driveshaft	R				9	L:890/A:25/D:24
		MT	x		<b>20630</b>	Driveshaft	R				9	L:890/A:25/D:24/ABS:48/Ø ABS ring:99
		MT			<b>21075</b>	Joint Kit			ws		27	A:25/F:23/DF:23.73/O:55.5/X
		MT	x	ABS (Bendix)	<b>21076</b>	Joint Kit			ws		27	A:25/F:34/O:55.5/X/ABS:48
		MT			<b>26216</b>	Boot Kit			ws			L:103/Ø1=24/Ø2=88
		MT			<b>26283</b>	Boot Kit				gs		L:97/Ø1=21/Ø2=75
		MT			<b>23049</b>	Boot Kit				gs		L:172/Ø1=19/Ø2=78/with cap
1.9 D (55 kW)	04.97 - 01.98	MT			<b>20659</b>	Driveshaft	L				7	L:650/A:25/D:24
		MT	x		<b>20629</b>	Driveshaft	L				7	L:650/A:25/D:24/ABS:48/Ø ABS ring:99
		MT			<b>20660</b>	Driveshaft	R				9	L:890/A:25/D:24
		MT	x		<b>20630</b>	Driveshaft	R				9	L:890/A:25/D:24/ABS:48/Ø ABS ring:99
		MT			<b>21075</b>	Joint Kit			ws		27	A:25/F:23/DF:23.73/O:55.5/X
		MT			<b>26216</b>	Boot Kit			ws			L:103/Ø1=24/Ø2=88
		MT			<b>26283</b>	Boot Kit				gs		L:97/Ø1=21/Ø2=75
		MT			<b>23049</b>	Boot Kit				gs		L:172/Ø1=19/Ø2=78/with cap
1.9 Turbo D (66 kW)	06.95 - 01.98	MT			<b>20677</b>	Driveshaft	L				7	L:640/A:25/D:24
		MT	x		<b>20679</b>	Driveshaft	L				7	L:640/A:25/D:24/ABS:48




		Transm.	with ABS Ring		Part-No.	Description	L Left R Right	F Front R Rear	Wheel Side	Gear Box Side	Pic. No.	Technical Specification  Further details on page I
		MT Manual AT Autom.										

## ( CITROËN )

## ( CITROËN )

XANTIA BREAK (X1)												
1.9 Turbo D (66 kW)	06.95 - 01.98	MT			20678	Driveshaft	R				9	L:890/A:25/D:24
		MT	x		20680	Driveshaft	R				9	L:890/A:25/D:24/ABS:48
		MT			21075	Joint Kit			ws		27	A:25/F:23/DF:23.73/O:55.5/X
		MT			26216	Boot Kit			ws			L:103/Ø1=24/Ø2=88
		MT			26283	Boot Kit					gs	L:97/Ø1=21/Ø2=75
2.0 i (89 kW)	06.95 - 01.98	MT			20677	Driveshaft	L				7	L:640/A:25/D:24
		MT	x		20679	Driveshaft	L				7	L:640/A:25/D:24/ABS:48
		MT			20678	Driveshaft	R				9	L:890/A:25/D:24
		MT	x		20680	Driveshaft	R				9	L:890/A:25/D:24/ABS:48
		MT			21075	Joint Kit			ws		27	A:25/F:23/DF:23.73/O:55.5/X
		MT	x	ABS (Bendix)	21076	Joint Kit			ws		27	A:25/F:34/O:55.5/X/ABS:48
		MT			26216	Boot Kit			ws			L:103/Ø1=24/Ø2=88
MT			26283	Boot Kit					gs	L:97/Ø1=21/Ø2=75		
2.0 i 16V (97 kW)	06.95 - 01.98	MT	x		20679	Driveshaft	L				7	L:640/A:25/D:24/ABS:48
		MT	x		20680	Driveshaft	R				9	L:890/A:25/D:24/ABS:48
		MT			26216	Boot Kit			ws			L:103/Ø1=24/Ø2=88
		MT			26283	Boot Kit					gs	L:97/Ø1=21/Ø2=75
2.0 Turbo (108 kW)	06.95 - 01.98	MT			21075	Joint Kit			ws		27	A:25/F:23/DF:23.73/O:55.5/X
		MT	x	ABS (Bendix)	21076	Joint Kit			ws		27	A:25/F:34/O:55.5/X/ABS:48
		MT			26216	Boot Kit			ws			L:103/Ø1=24/Ø2=88
XM / XM BREAK (Y3)												
2.0 (84 kW)	05.89 - 04.94	MT/AT			20657	Driveshaft	L				6	L:680/A:28/D:24
		MT/AT			20658	Driveshaft	R				9	L:940/A:28/D:24
		MT			21580	Joint Kit			ws			A:28/F:23/O:58
		MT	x	ABS (Bosch)	21582	Joint Kit			ws			A:28/F:23/O:58/ABS:29
		MT	x	ABS (Bendix)	21581	Joint Kit			ws			A:28/F:23/O:58/ABS:48
MT			26216	Boot Kit			ws			L:103/Ø1=24/Ø2=88		
2.0 i (79/89 kW)	05.89 - 04.94	MT/AT			20657	Driveshaft	L				6	L:680/A:28/D:24
		MT/AT			20658	Driveshaft	R				9	L:940/A:28/D:24
		MT			21580	Joint Kit			ws			A:28/F:23/O:58
		MT	x	ABS (Bosch)	21582	Joint Kit			ws			A:28/F:23/O:58/ABS:29
		MT	x	ABS (Bendix)	21581	Joint Kit			ws			A:28/F:23/O:58/ABS:48
MT			26216	Boot Kit			ws			L:103/Ø1=24/Ø2=88		
2.0 i Turbo (104 kW)	09.92 - 06.94	MT/AT			23331	Driveshaft	L					L:695/A:28/D:37
		MT/AT	x	ABS (Bendix)	20687	Driveshaft	L					L:695/A:28/D:37/ABS:48
		MT/AT			23332	Driveshaft	R					L:960/A:28/D:37
		MT/AT	x	ABS (Bendix)	20688	Driveshaft	R					L:960/A:28/D:37/ABS:48
2.1 D 12V (60 kW)	05.89 - 06.94	MT/AT			20657	Driveshaft	L				6	L:680/A:28/D:24
		MT/AT			20658	Driveshaft	R				9	L:940/A:28/D:24
		MT			21580	Joint Kit			ws			A:28/F:23/O:58
		MT	x	ABS (Bosch)	21582	Joint Kit			ws			A:28/F:23/O:58/ABS:29

		MT	x	ABS (Bendix)	21581	Joint Kit			ws			A:28/F:23/O:58/ABS:48
		MT			26216	Boot Kit			ws			L:103/Ø1=24/Ø2=88
		MT			26283	Boot Kit				gs		L:97/Ø1=21/Ø2=75
2.1 TD 12V (80 kW)	05.89 - 06.94	MT/AT			23331	Driveshaft	L					L:695/A:28/D:37
		MT/AT	x	ABS (Bendix)	20687	Driveshaft	L					L:695/A:28/D:37/ABS:48
		MT/AT			23332	Driveshaft	R					L:960/A:28/D:37
		MT/AT	x	ABS (Bendix)	20688	Driveshaft	R					L:960/A:28/D:37/ABS:48
3.0 V6 (123 kW)	05.89 - 06.94	MT/AT			23331	Driveshaft	L					L:695/A:28/D:37
		MT/AT	x	ABS (Bendix)	20687	Driveshaft	L					L:695/A:28/D:37/ABS:48
		MT/AT			23332	Driveshaft	R					L:960/A:28/D:37
		MT/AT	x	ABS (Bendix)	20688	Driveshaft	R					L:960/A:28/D:37/ABS:48
3.0 V6 24V (147 kW)	07.90 - 06.94	MT/AT			23331	Driveshaft	L					L:695/A:28/D:37
		MT/AT	x	ABS (Bendix)	20687	Driveshaft	L					L:695/A:28/D:37/ABS:48
		MT/AT			23332	Driveshaft	R					L:960/A:28/D:37
		MT/AT	x	ABS (Bendix)	20688	Driveshaft	R					L:960/A:28/D:37/ABS:48
<b>XM / XM BREAK (Y4)</b>												
2.0 Turbo (108 kW)	05.94 - 10.00	MT/AT			23331	Driveshaft	L					L:695/A:28/D:37
		MT/AT	x	ABS (Bendix)	20687	Driveshaft	L					L:695/A:28/D:37/ABS:48
		MT/AT			23332	Driveshaft	R					L:960/A:28/D:37
		MT/AT	x	ABS (Bendix)	20688	Driveshaft	R					L:960/A:28/D:37/ABS:48
2.1 TD 12V (80 kW)	05.94 - 10.00	MT/AT			23331	Driveshaft	L					L:695/A:28/D:37
		MT/AT	x	ABS (Bendix)	20687	Driveshaft	L					L:695/A:28/D:37/ABS:48
		MT/AT			23332	Driveshaft	R					L:960/A:28/D:37
		MT/AT	x	ABS (Bendix)	20688	Driveshaft	R					L:960/A:28/D:37/ABS:48
3.0 V6 (123 kW)	05.94 - 10.00	MT/AT			23331	Driveshaft	L					L:695/A:28/D:37
		MT/AT	x	ABS (Bendix)	20687	Driveshaft	L					L:695/A:28/D:37/ABS:48
		MT/AT			23332	Driveshaft	R					L:960/A:28/D:37
		MT/AT	x	ABS (Bendix)	20688	Driveshaft	R					L:960/A:28/D:37/ABS:48
3.0 V6 24V (147 kW)	05.94 - 10.00	MT/AT			23331	Driveshaft	L					L:695/A:28/D:37
		MT/AT	x	ABS (Bendix)	20687	Driveshaft	L					L:695/A:28/D:37/ABS:48
		MT/AT			23332	Driveshaft	R					L:960/A:28/D:37
		MT/AT	x	ABS (Bendix)	20688	Driveshaft	R					L:960/A:28/D:37/ABS:48
<b>XSARA / XSARA BREAK</b>												
1.4 i (55 kW)	04.97 - 08.05	MT		- 03.98, gear MA	21115	Driveshaft	L				6	L:616/A:21/D:22
		MT		03.98 -, gear MA	21119	Driveshaft	L				6	L:622/A:21/D:22
		MT	x	gear MA	21122	Driveshaft	L				6	L:615/A:25/D:22/ABS:29
		MT		- 03.98, gear MA	21116	Driveshaft	R				9	L:878/A:21/D:22
		MT		03.98 -, gear MA	21120	Driveshaft	R				9	L:890/A:21/D:22
		MT	x	gear MA	21123	Driveshaft	R				9	L:875/A:25/D:22/ABS:29
		MT		- 03.98, TPE boot	23128	Boot Kit			ws			Ø1=23.7
		MT		03.98 -, TPE boot	21121	Boot Kit			ws			L:113.5/Ø1=35/Ø2=77
		MT		ABS, TPE boot	21121	Boot Kit			ws			L:113.5/Ø1=35/Ø2=77
		MT		- 03.98	23111	Boot Kit				gs		L:172/Ø1=19/Ø2=72/with cap
		MT		03.98 -	21038	Boot Kit				gs		L:83/Ø1=28/Ø2=62
		MT		ABS	21038	Boot Kit				gs		L:83/Ø1=28/Ø2=62
1.5 D (42 kW)	04.97 - 09.00	MT		- 03.98, gear MA	21115	Driveshaft	L				6	L:616/A:21/D:22
		MT		03.98 -, gear MA	21119	Driveshaft	L				6	L:622/A:21/D:22
		MT	x	gear MA	21122	Driveshaft	L				6	L:615/A:25/D:22/ABS:29
		MT		- 03.98, gear MA	21116	Driveshaft	R				9	L:878/A:21/D:22
		MT		03.98 -, gear MA	21120	Driveshaft	R				9	L:890/A:21/D:22




		Transm.	with ABS Ring		Part-No.	Description	L	F	Wheel Side	Gear Box Side	Pic. No.	Technical Specification  Further details on page I
		MT Manual AT Autom.					Left R Right	Front R Rear				

( CITROËN )

( CITROËN )

XSARA / XSARA BREAK												
1.5 D (42 kW)	04.97 - 09.00	MT	x	gear MA	21123	Driveshaft	R				9	L:875/A:25/D:22/ABS:29
		MT		- 03.98	23128	Boot Kit			ws			Ø1=23.7
		MT		03.98 -, TPE boot	21121	Boot Kit			ws			L:113.5/Ø1=35/Ø2=77
		MT		ABS, TPE boot	21121	Boot Kit			ws			L:113.5/Ø1=35/Ø2=77
		MT		03.98 -	21038	Boot Kit					gs	L:83/Ø1=28/Ø2=62
		MT		ABS	21038	Boot Kit					gs	L:83/Ø1=28/Ø2=62
1.6 i (65 kW)	04.97 - 09.00	MT		- 03.98, gear MA	21124	Driveshaft	L				6	L:610/A:25/D:22
		MT		03.98 -, gear MA	21126	Driveshaft	L				6	L:608/A:25/D:22
		MT	x	gear MA	21128	Driveshaft	L				6	L:625/A:25/D:22/ABS:29
		MT		- 03.98, gear MA	21125	Driveshaft	R				9	L:884/A:25/D:22
		MT		03.98 -, gear MA	21127	Driveshaft	R				9	L:882/A:25/D:22
		MT	x	gear MA	21123	Driveshaft	R				9	L:875/A:25/D:22/ABS:29
		MT		- 03.98	23128	Boot Kit			ws			Ø1=23.7
		MT		03.98 -, TPE boot	21121	Boot Kit			ws			L:113.5/Ø1=35/Ø2=77
		MT		ABS, TPE boot	21121	Boot Kit			ws			L:113.5/Ø1=35/Ø2=77
		MT		03.98 -	21038	Boot Kit					gs	L:83/Ø1=28/Ø2=62
		MT		ABS	21038	Boot Kit					gs	L:83/Ø1=28/Ø2=62
1.6 16V (80 kW)	09.00 - 08.05	MT		engine NFU (TU5JP4)	21288	Joint Kit			ws		27	A:25/F:23/O:55.7/X
		MT	x	engine NFU (TU5JP4)	21289	Joint Kit			ws		27	A:25/F:23/O:55.7/X/ABS:29
		MT		engine NFU (TU5JP4), TPE boot	21136	Boot Kit			ws			L:110/Ø1=36/Ø2=88
1.8 D (43 kW)	04.97 - 09.00	MT		gear BE3	21129	Driveshaft	L				6	L:616/A:25/D:24
		MT	x	gear BE3	21131	Driveshaft	L				6	L:616/A:25/D:24/ABS:29
		MT		gear BE3	21130	Driveshaft	R				9	L:884/A:25/D:24
		MT	x	gear BE3	21132	Driveshaft	R				9	L:884/A:25/D:24/ABS:29
		MT		TPE boot	21136	Boot Kit			ws			L:110/Ø1=36/Ø2=88
		MT			21135	Boot Kit					gs	L:102/Ø1=34/Ø2=76
1.8 i (66 kW)	04.97 - 09.00	MT		gear BE3	21129	Driveshaft	L				6	L:616/A:25/D:24
		MT	x	gear BE3	21131	Driveshaft	L				6	L:616/A:25/D:24/ABS:29
		MT		gear BE3	21130	Driveshaft	R				9	L:884/A:25/D:24
		MT	x	gear BE3	21132	Driveshaft	R				9	L:884/A:25/D:24/ABS:29
		MT		TPE boot	21136	Boot Kit			ws			L:110/Ø1=36/Ø2=88
		MT			21135	Boot Kit					gs	L:102/Ø1=34/Ø2=76
1.8 i 16V (81 kW)	04.97 - 09.00	MT		gear BE3	21129	Driveshaft	L				6	L:616/A:25/D:24
		MT	x	gear BE3	21131	Driveshaft	L				6	L:616/A:25/D:24/ABS:29
		MT		gear BE3	21130	Driveshaft	R				9	L:884/A:25/D:24
		MT	x	gear BE3	21132	Driveshaft	R				9	L:884/A:25/D:24/ABS:29
		MT		TPE boot	21136	Boot Kit			ws			L:110/Ø1=36/Ø2=88
		MT			21135	Boot Kit					gs	L:102/Ø1=34/Ø2=76
1.8 i Aut. (74 kW)	04.97 - 09.00	AT		gear BE3	21129	Driveshaft	L				6	L:616/A:25/D:24
		AT	x	gear BE3	21131	Driveshaft	L				6	L:616/A:25/D:24/ABS:29
		AT		gear BE3	21130	Driveshaft	R				9	L:884/A:25/D:24

		AT	x	gear BE3	21132	Driveshaft	R			9	L:884/A:25/D:24/ABS:29
		AT		TPE boot	21136	Boot Kit		ws			L:110/Ø1=36/Ø2=88
		AT			21135	Boot Kit			gs		L:102/Ø1=34/Ø2=76
1.9 D (50 kW)	04.97 - 09.00	MT		gear BE3	21129	Driveshaft	L			6	L:616/A:25/D:24
		MT	x	gear BE3	21131	Driveshaft	L			6	L:616/A:25/D:24/ABS:29
		MT		gear BE3	21130	Driveshaft	R			9	L:884/A:25/D:24
		MT	x	gear BE3	21132	Driveshaft	R			9	L:884/A:25/D:24/ABS:29
		MT		TPE boot	21136	Boot Kit		ws			L:110/Ø1=36/Ø2=88
		MT			21135	Boot Kit			gs		L:102/Ø1=34/Ø2=76
1.9 D (51 kW)	07.98 - 08.05	MT		gear BE3	21129	Driveshaft	L			6	L:616/A:25/D:24
		MT	x	gear BE3	21131	Driveshaft	L			6	L:616/A:25/D:24/ABS:29
		MT		gear BE3	21130	Driveshaft	R			9	L:884/A:25/D:24
		MT	x	gear BE3	21132	Driveshaft	R			9	L:884/A:25/D:24/ABS:29
		MT		TPE boot	21136	Boot Kit		ws			L:110/Ø1=36/Ø2=88
		MT			21135	Boot Kit			gs		L:102/Ø1=34/Ø2=76
1.9 D (55 kW)	01.98 - 09.00	MT		gear BE3	21129	Driveshaft	L			6	L:616/A:25/D:24
		MT	x	gear BE3	21131	Driveshaft	L			6	L:616/A:25/D:24/ABS:29
		MT		gear BE3	21130	Driveshaft	R			9	L:884/A:25/D:24
		MT	x	gear BE3	21132	Driveshaft	R			9	L:884/A:25/D:24/ABS:29
		MT		TPE boot	21136	Boot Kit		ws			L:110/Ø1=36/Ø2=88
		MT			21135	Boot Kit			gs		L:102/Ø1=34/Ø2=76
1.9 TD (66 kW)	04.97 - 09.00	MT		gear BE3	21133	Driveshaft	L			6	L:608/A:25/D:24
		MT	x	gear BE3	21134	Driveshaft	L			6	L:608/A:25/D:24/ABS:29
		MT		gear BE3	21130	Driveshaft	R			9	L:884/A:25/D:24
		MT	x	gear BE3	21132	Driveshaft	R			9	L:884/A:25/D:24/ABS:29
		MT		TPE boot	21136	Boot Kit		ws			L:110/Ø1=36/Ø2=88
		MT			21135	Boot Kit			gs		L:102/Ø1=34/Ø2=76
2.0 16V (97/120 kW)	04.97 - 09.00	MT		gear BE3	21133	Driveshaft	L			6	L:608/A:25/D:24
		MT	x	gear BE3	21134	Driveshaft	L			6	L:608/A:25/D:24/ABS:29
		MT		gear BE3	21130	Driveshaft	R			9	L:884/A:25/D:24
		MT	x	gear BE3	21132	Driveshaft	R			9	L:884/A:25/D:24/ABS:29
		MT		TPE boot	21136	Boot Kit		ws			L:110/Ø1=36/Ø2=88
		MT			21135	Boot Kit			gs		L:102/Ø1=34/Ø2=76
2.0 16V (100 kW)	09.00 - 08.05	MT		engine RFN (EW10J4)	21288	Joint Kit		ws		27	A:25/F:23/O:55.7/X
		MT	x	engine RFN (EW10J4)	21289	Joint Kit		ws		27	A:25/F:23/O:55.7/X/ABS:29
		MT		engine RFN (EW10J4), TPE boot	21136	Boot Kit		ws			L:110/Ø1=36/Ø2=88
2.0 i 16V (120 kW)	02.98 - 08.05	MT		gear BE3	21133	Driveshaft	L			6	L:608/A:25/D:24
		MT	x	gear BE3	21134	Driveshaft	L			6	L:608/A:25/D:24/ABS:29
		MT		gear BE3	21130	Driveshaft	R			9	L:884/A:25/D:24
		MT	x	gear BE3	21132	Driveshaft	R			9	L:884/A:25/D:24/ABS:29
		MT		TPE boot	21136	Boot Kit		ws			L:110/Ø1=36/Ø2=88
		MT			21135	Boot Kit			gs		L:102/Ø1=34/Ø2=76
2.0 HDI 90 (66 kW)	02.99 - 08.05	MT	x		20673	Driveshaft	L			6	L:625/A:25/D:24/ABS:29
		MT	x		20674	Driveshaft	R			9	L:875/A:25/D:24/ABS:29
		MT			26216	Boot Kit		ws			L:103/Ø1=24/Ø2=88
		MT			26283	Boot Kit			gs		L:97/Ø1=21/Ø2=75
2.0 HDi 109 (80 kW)	05.01 - 08.05	MT	x		20673	Driveshaft	L			6	L:625/A:25/D:24/ABS:29
		MT	x		20674	Driveshaft	R			9	L:875/A:25/D:24/ABS:29
		MT			26216	Boot Kit		ws			L:103/Ø1=24/Ø2=88
		MT			26283	Boot Kit			gs		L:97/Ø1=21/Ø2=75

		Transm.	with ABS Ring		Part-No.	Description	L	F	Wheel Side	Gear Box Side	Pic. No.	Technical Specification  Further details on page I
		MT Manual AT Autom.					Left R Right	Front R Rear				




( CITROËN )

( CITROËN )

XSARA PICASSO													
1.6 (65/67/70 kW)	06.00 -	MT	x	gear BE4R, Org.-No. - 10220	21131	Driveshaft	L				6	L:616/A:25/D:24/ABS:29	
		MT	x	gear BE4R, Org.-No. - 10220	21132	Driveshaft	R				9	L:884/A:25/D:24/ABS:29	
		MT		gear BE4R, Org.-No. - 10220, TPE Boot	21136	Boot Kit			ws				L:110/Ø1=36/Ø2=88
		MT		gear BE4R, Org.-No. - 10220	21135	Boot Kit					gs		L:102/Ø1=34/Ø2=76
1.8 16V (85 kW)	02.00 -	MT	x	gear BE4R, Org.-No. - 10220	21131	Driveshaft	L				6	L:616/A:25/D:24/ABS:29	
		MT	x	gear BE4R, Org.-No. - 10220	21132	Driveshaft	R				9	L:884/A:25/D:24/ABS:29	
		MT		gear BE4R, Org.-No. - 10220, TPE Boot	21136	Boot Kit			ws				L:110/Ø1=36/Ø2=88
		MT		gear BE4R, Org.-No. - 10220	21135	Boot Kit					gs		L:102/Ø1=34/Ø2=76
2.0 16V (100 kW)	01.03 -	MT	x	gear BE4R	21134	Driveshaft	L				6	L:608/A:25/D:24/ABS:29	
		MT	x	gear BE4R	21132	Driveshaft	R				9	L:884/A:25/D:24/ABS:29	
		MT		gear BE4R, TPE boot	21136	Boot Kit			ws				L:110/Ø1=36/Ø2=88
		MT		gear BE4R	21135	Boot Kit					gs		L:102/Ø1=34/Ø2=76
2.0 HDi (66 kW)	12.99 -	MT	x	gear BE4R, Org.-No. - 10220	21134	Driveshaft	L				6	L:608/A:25/D:24/ABS:29	
		MT	x	gear BE4R, Org.-No. - 10220	21132	Driveshaft	R				9	L:884/A:25/D:24/ABS:29	
		MT		gear BE4R, Org.-No. - 10220, TPE Boot	21136	Boot Kit			ws				L:110/Ø1=36/Ø2=88
		MT		gear BE4R, Org.-No. - 10220	21135	Boot Kit					gs		L:102/Ø1=34/Ø2=76
ZX / ZX BREAK (N2)													
1.1 (44 kW)	03.91 - 06.97	MT		engine TU1/TU1M, gear MA	20653	Driveshaft	L				6	L:640/A:21/D:22	
		MT		engine TU1/TU1M, gear MA	20654	Driveshaft	R				9	L:860/A:21/D:22	
		MT		TPE boot	23112	Boot Kit			ws				L:91/Ø1=20/Ø2=77
		MT		TPE boot	23128	Boot Kit			ws				Ø1=23.7
		MT		engine TU1/TU1M, gear MA	23111	Boot Kit					gs		L:172/Ø1=19/Ø2=72/with cap
1.4 / 1.4i (55 kW)	03.91 - 06.97	MT		gear MA	20653	Driveshaft	L				6	L:640/A:21/D:22	
		MT		gear MA	20654	Driveshaft	R				9	L:860/A:21/D:22	
		MT		TPE boot	23112	Boot Kit			ws				L:91/Ø1=20/Ø2=77
		MT		TPE boot	23128	Boot Kit			ws				Ø1=23.7
		MT		TPE boot	23111	Boot Kit					gs		L:172/Ø1=19/Ø2=72/with cap
1.6 i (65 kW) / 1.8 i (74 kW)	03.91 - 10.97	MT		gear BE3	20661	Driveshaft	L				6	L:625/A:25/D:24	
		MT	x	gear BE3, ABS (Bosch)	20669	Driveshaft	L				6	L:625/A:25/D:24/ABS:29	
		MT		gear BE3	20662	Driveshaft	R				9	L:875/A:25/D:24	
		MT	x	gear BE3, ABS (Bosch)	20670	Driveshaft	R				9	L:875/A:25/D:24/ABS:29	
		MT		Joint Kit	21075	Joint Kit			ws		27	A:25/F:23/DF:23.73/O:55.5/X	
		MT	x	ABS (Bosch)	21097	Joint Kit			ws		27	A:25/F:23/O:55.5/X/ABS:29	
		MT		Boot Kit	23065	Boot Kit			ws				L:108/Ø1=19/Ø2=80
		MT		Boot Kit	26216	Boot Kit			ws				L:103/Ø1=24/Ø2=88
		MT		Boot Kit	23111	Boot Kit					gs		L:172/Ø1=19/Ø2=72/with cap
		MT		Boot Kit	26287	Boot Kit					gs		L:97/Ø1=21/Ø2=70
1.8 D (44 kW)	10.93 - 10.97	MT		gear BE3	20661	Driveshaft	L				6	L:625/A:25/D:24	
		MT	x	gear BE3, ABS (Bosch)	20669	Driveshaft	L				6	L:625/A:25/D:24/ABS:29	
		MT		gear BE3	20662	Driveshaft	R				9	L:875/A:25/D:24	



		MT	x	gear BE3, ABS (Bosch)	20670	Driveshaft	R			9	L:875/A:25/D:24/ABS:29
		MT			23065	Boot Kit		ws			L:108/Ø1=19/Ø2=80
		MT			26216	Boot Kit		ws			L:103/Ø1=24/Ø2=88
		MT			23111	Boot Kit			gs		L:172/Ø1=19/Ø2=72/with cap
		MT			26287	Boot Kit			gs		L:97/Ø1=21/Ø2=70
		MT			26283	Boot Kit			gs		L:97/Ø1=21/Ø2=75
1.9 D (47/50 kW)	03.91 - 10.97	MT		gear BE3	20661	Driveshaft	L			6	L:625/A:25/D:24
		MT	x	gear BE3, ABS (Bosch)	20669	Driveshaft	L			6	L:625/A:25/D:24/ABS:29
		MT		gear BE3	20662	Driveshaft	R			9	L:875/A:25/D:24
		MT	x	gear BE3, ABS (Bosch)	20670	Driveshaft	R			9	L:875/A:25/D:24/ABS:29
		MT			21075	Joint Kit		ws		27	A:25/F:23/DF:23.73/O:55.5/X
		MT	x	ABS (Bosch)	21097	Joint Kit		ws		27	A:25/F:23/O:55.5/X/ABS:29
		MT			23065	Boot Kit		ws			L:108/Ø1=19/Ø2=80
		MT			26216	Boot Kit		ws			L:103/Ø1=24/Ø2=88
		MT			23111	Boot Kit			gs		L:172/Ø1=19/Ø2=72/with cap
		MT			26287	Boot Kit			gs		L:97/Ø1=21/Ø2=70
		MT			26283	Boot Kit			gs		L:97/Ø1=21/Ø2=75
1.9 i (88 kW)	03.91 - 06.97	MT		gear BE3	20661	Driveshaft	L			6	L:625/A:25/D:24
		MT	x	gear BE3, ABS (Bosch)	20669	Driveshaft	L			6	L:625/A:25/D:24/ABS:29
		MT		gear BE3	20662	Driveshaft	R			9	L:875/A:25/D:24
		MT	x	gear BE3, ABS (Bosch)	20670	Driveshaft	R			9	L:875/A:25/D:24/ABS:29
		MT			21075	Joint Kit		ws		27	A:25/F:23/DF:23.73/O:55.5/X
		MT	x	ABS (Bosch)	21097	Joint Kit		ws		27	A:25/F:23/O:55.5/X/ABS:29
		MT			23065	Boot Kit		ws			L:108/Ø1=19/Ø2=80
		MT			26216	Boot Kit		ws			L:103/Ø1=24/Ø2=88
		MT			23111	Boot Kit			gs		L:172/Ø1=19/Ø2=72/with cap
		MT			26287	Boot Kit			gs		L:97/Ø1=21/Ø2=70
		MT			26283	Boot Kit			gs		L:97/Ø1=21/Ø2=75
1.9 TD (66 kW)	07.92 - 10.97	MT		gear BE3	20671	Driveshaft	L				L:625/A:25/D:24
		MT	x	gear BE3	20673	Driveshaft	L			6	L:625/A:25/D:24/ABS:29
		MT		gear BE3	20672	Driveshaft	R				L:875/A:25/D:24
		MT	x	gear BE3	20674	Driveshaft	R			9	L:875/A:25/D:24/ABS:29
		MT			21075	Joint Kit		ws		27	A:25/F:23/DF:23.73/O:55.5/X
		MT	x	ABS (Bosch)	21097	Joint Kit		ws		27	A:25/F:23/O:55.5/X/ABS:29
		MT			26216	Boot Kit		ws			L:103/Ø1=24/Ø2=88
		MT			26283	Boot Kit			gs		L:97/Ø1=21/Ø2=75
		MT			23049	Boot Kit			gs		L:172/Ø1=19/Ø2=78/with cap
2.0 i (89 kW)	07.92 - 06.97	MT		gear BE3	20671	Driveshaft	L				L:625/A:25/D:24
		MT	x	gear BE3	20673	Driveshaft	L			6	L:625/A:25/D:24/ABS:29
		MT		gear BE3	20672	Driveshaft	R				L:875/A:25/D:24
		MT	x	gear BE3	20674	Driveshaft	R			9	L:875/A:25/D:24/ABS:29
		MT			26216	Boot Kit		ws			L:103/Ø1=24/Ø2=88
		MT			26283	Boot Kit			gs		L:97/Ø1=21/Ø2=75
		MT			23049	Boot Kit			gs		L:172/Ø1=19/Ø2=78/with cap
2.0 i 16V (110 kW)	06.94 - 06.97	MT	x	gear BE3	20673	Driveshaft	L			6	L:625/A:25/D:24/ABS:29
		MT	x	gear BE3	20674	Driveshaft	R			9	L:875/A:25/D:24/ABS:29
		MT			21075	Joint Kit		ws		27	A:25/F:23/DF:23.73/O:55.5/X
		MT	x	ABS (Bosch)	21097	Joint Kit		ws		27	A:25/F:23/O:55.5/X/ABS:29
		MT			26216	Boot Kit		ws			L:103/Ø1=24/Ø2=88

		Transm. <b>MT</b> Manual <b>AT</b> Autom.	with ABS Ring		<b>Part-No.</b>	<b>Description</b>	<b>L</b> Left <b>R</b> Right	<b>F</b> Front <b>R</b> Rear	<b>Wheel</b> <b>Side</b>	<b>Gear</b> <b>Box</b> <b>Side</b>	<b>Pic.</b> <b>No.</b>	<b>Technical Specification</b>  Further details on page I
---	---	---	---------------------	--	-----------------	--------------------	---------------------------------------	---------------------------------------	-----------------------------	--	---------------------------	---

**( CITROËN )****( CITROËN )**

<b>ZX / ZX BREAK (N2)</b>												
2.0 i 16V (110 kW)	06.94 - 06.97	MT			<b>26283</b>	Boot Kit				gs		L:97/Ø1=21/Ø2=75
2.0 i 16V (112 kW)	07.92 - 10.94	MT	x	gear BE3	<b>20673</b>	Driveshaft	L				6	L:625/A:25/D:24/ABS:29
		MT	x	gear BE3	<b>20674</b>	Driveshaft	R				9	L:875/A:25/D:24/ABS:29
		MT			<b>21075</b>	Joint Kit			ws		27	A:25/F:23/DF:23.73/O:55.5/X
		MT	x	ABS (Bosch)	<b>21097</b>	Joint Kit			ws		27	A:25/F:23/O:55.5/X/ABS:29
		MT			<b>26216</b>	Boot Kit			ws			L:103/Ø1=24/Ø2=88
		MT			<b>26283</b>	Boot Kit				gs		L:97/Ø1=21/Ø2=75
2.0 i 16V (120 kW)	05.96 - 06.97	MT			<b>21075</b>	Joint Kit			ws		27	A:25/F:23/DF:23.73/O:55.5/X
		MT	x	ABS (Bosch)	<b>21097</b>	Joint Kit			ws		27	A:25/F:23/O:55.5/X/ABS:29
		MT			<b>26216</b>	Boot Kit			ws			L:103/Ø1=24/Ø2=88

**DACIA****DACIA**

<b>1300, 1310</b>												
1.3 (40 kW)	12.72 - 05.83	MT			<b>22007</b>	Driveshaft	L/R				11	L:660/A:20/K:23
1.3 (40 kW)	05.83 -	MT		- 01.85	<b>22007</b>	Driveshaft	L/R				11	L:660/A:20/K:23
		MT		01.85 -	<b>22065</b>	Driveshaft	L/R				11	L:650/A:20/K:23
<b>LOGAN</b>												
1.4 (55 kW) / 1.6 (64 kW)	09.04 -	MT			<b>24460</b>	Driveshaft	L				13	L:660/A:23/D:26
		MT			<b>24161</b>	Driveshaft	L				26	L:690/A:21/Ø Tripodroller:29.9
		MT	x		<b>24160</b>	Driveshaft	L				26	L:690/A:21/Ø Tripodroller:29.9
		MT		Manufacturer: NTN	<b>24398</b>	Driveshaft	R				9	L:900/A:23/D:26/with bearing
		MT			<b>24163</b>	Driveshaft	R				5	L:765/A:21/K:23
		MT	x		<b>24162</b>	Driveshaft	R				5	L:765/A:21/K:23
		MT		TPE boot	<b>24611</b>	Boot Kit			ws			L:105/Ø1=24/Ø2=81
		MT			<b>24605</b>	Boot Kit	L			gs		L:85/Ø1=25.7/Ø2=107/with bearing
1.6 16V (77 kW)	02.07 -	MT			<b>24460</b>	Driveshaft	L				13	L:660/A:23/D:26
		MT		Manufacturer: NTN	<b>24398</b>	Driveshaft	R				9	L:900/A:23/D:26/with bearing
		MT		TPE boot	<b>24611</b>	Boot Kit			ws			L:105/Ø1=24/Ø2=81
		MT		TPE boot	<b>24608</b>	Boot Kit				gs		L:97/Ø1=25.5/Ø2=69.4 (for tripod joint)
1.5 dCi (48 kW)	09.05 -	MT			<b>24165</b>	Driveshaft	L				26	L:690/A:23/Ø Tripodroller:29.9
		MT	x		<b>24164</b>	Driveshaft	L				26	L:690/A:23/Ø Tripodroller:29.9
		MT			<b>24167</b>	Driveshaft	R				5	L:765/A:23/K:23
		MT	x		<b>24166</b>	Driveshaft	R				5	L:765/A:23/K:23
		MT		TPE boot	<b>24611</b>	Boot Kit			ws			L:105/Ø1=24/Ø2=81
		MT			<b>24605</b>	Boot Kit	L			gs		L:85/Ø1=25.7/Ø2=107/with bearing
1.5 dCi (50 kW)	01.06 -	MT			<b>24460</b>	Driveshaft	L				13	L:660/A:23/D:26
		MT			<b>24165</b>	Driveshaft	L				26	L:690/A:23/Ø Tripodroller:29.9
		MT	x		<b>24164</b>	Driveshaft	L				26	L:690/A:23/Ø Tripodroller:29.9
		MT		Manufacturer: NTN	<b>24398</b>	Driveshaft	R				9	L:900/A:23/D:26/with bearing

		MT			24167	Driveshaft	R				5	L:765/A:23/K:23
		MT	x		24166	Driveshaft	R				5	L:765/A:23/K:23
		MT		TPE boot	24611	Boot Kit		ws				L:105/Ø1=24/Ø2=81
		MT		TPE boot	24608	Boot Kit			gs			L:97/Ø1=25.5/Ø2=69.4 (for tripod joint)
1.5 dCi (63 kW)	09.07 -	MT		TPE boot	24606	Boot Kit		ws				L:114/Ø1=23.3/Ø2=78.3
		MT		for tripod joint	24607	Boot Kit			gs			L:87.6/Ø1=19.9/Ø2=75.45

#### LOGAN MCV

1.4 (55 kW) / 1.6 (64 kW)	09.04 -	MT			24161	Driveshaft	L				26	L:690/A:21/Ø Tripodroller:29.9
		MT	x		24160	Driveshaft	L				26	L:690/A:21/Ø Tripodroller:29.9
		MT		Manufacturer: NTN	24398	Driveshaft	R				9	L:900/A:23/D:26/with bearing
		MT			24163	Driveshaft	R				5	L:765/A:21/K:23
		MT	x		24162	Driveshaft	R				5	L:765/A:21/K:23
1.6 16V (77 kW)	02.07 -	MT			24460	Driveshaft	L				13	L:660/A:23/D:26
		MT		Manufacturer: NTN	24398	Driveshaft	R				9	L:900/A:23/D:26/with bearing
1.5 dCi (48 kW)	09.05 -	MT			24165	Driveshaft	L				26	L:690/A:23/Ø Tripodroller:29.9
		MT	x		24164	Driveshaft	L				26	L:690/A:23/Ø Tripodroller:29.9
		MT			24167	Driveshaft	R				5	L:765/A:23/K:23
		MT	x		24166	Driveshaft	R				5	L:765/A:23/K:23
1.5 dCi (50 kW)	02.07 -	MT			24165	Driveshaft	L				26	L:690/A:23/Ø Tripodroller:29.9
		MT	x		24164	Driveshaft	L				26	L:690/A:23/Ø Tripodroller:29.9
		MT		Manufacturer: NTN	24398	Driveshaft	R				9	L:900/A:23/D:26/with bearing
		MT			24167	Driveshaft	R				5	L:765/A:23/K:23
		MT	x		24166	Driveshaft	R				5	L:765/A:23/K:23

#### SANDERO

1.2 16V (55 kW)	11.08 -	MT			24161	Driveshaft	L				26	L:690/A:21/Ø Tripodroller:29.9
		MT	x		24160	Driveshaft	L				26	L:690/A:21/Ø Tripodroller:29.9
		MT			24163	Driveshaft	R				5	L:765/A:21/K:23
		MT	x		24162	Driveshaft	R				5	L:765/A:21/K:23
		MT		TPE boot	23005	Boot Kit		ws				L:152/Ø1=34/Ø2=81
		MT			24605	Boot Kit			gs			L:85/Ø1=25.7/Ø2=107/with bearing
1.4 (55 kW) / 1.6 (64 kW)	06.08 -	MT			24161	Driveshaft	L				26	L:690/A:21/Ø Tripodroller:29.9
		MT	x		24160	Driveshaft	L				26	L:690/A:21/Ø Tripodroller:29.9
		MT			24163	Driveshaft	R				5	L:765/A:21/K:23
		MT	x		24162	Driveshaft	R				5	L:765/A:21/K:23
		MT		TPE boot	23005	Boot Kit		ws				L:152/Ø1=34/Ø2=81
		MT			24605	Boot Kit			gs			L:85/Ø1=25.7/Ø2=107/with bearing
1.5 dCi (48 kW)	09.05 -	MT		TPE boot	24611	Boot Kit		ws				L:105/Ø1=24/Ø2=81
		MT			24605	Boot Kit	L		gs			L:85/Ø1=25.7/Ø2=107/with bearing
1.5 dCi (50 kW)	11.08 -	MT			24165	Driveshaft	L				26	L:690/A:23/Ø Tripodroller:29.9
		MT			24167	Driveshaft	R				5	L:765/A:23/K:23
		MT		TPE boot	24606	Boot Kit		ws				L:114/Ø1=23.3/Ø2=78.3
1.5 dCi (63 kW)	11.08 -	MT		TPE boot	24606	Boot Kit		ws				L:114/Ø1=23.3/Ø2=78.3

#### SUPER NOVA




1.4 (55 kW)	01.96 -	MT			21545	Driveshaft	L				26	L:608/A:20
		MT			21546	Driveshaft	R				5	L:740/A:20/K:23

#### DAEWOO

#### DAEWOO

#### ESPERO

1.5 16V (65 kW)	10.93 - 09.94	MT			21027	Joint Kit		ws			27	A:33/F:29/O:52/Z
-----------------	---------------	----	--	--	-------	-----------	--	----	--	--	----	------------------

		Transm. MT Manual AT Autom.	with ABS Ring		Part-No.	Description	L Left R Right	F Front R Rear	Wheel Side	Gear Box Side	Pic. No.	Technical Specification  Further details on page I
---	---	---	---------------------	--	----------	-------------	-------------------------	-------------------------	---------------	---------------------	-------------	--

( DAEWOO )

( DAEWOO )




ESPERO												
1.5 16V (65 kW)	10.93 - 09.94	MT			23124	Boot Kit			ws			L:106/Ø1:22/Ø2:78
1.5 16V (66 kW)	02.95 - 06.99	MT		engine A15MF	21027	Joint Kit			ws		27	A:33/F:29/O:52/Z
		MT		engine A15MF	23124	Boot Kit			ws			L:106/Ø1:22/Ø2:78
1.8		MT		- 12.91	21026	Joint Kit			ws		27	A:33/F:29/O:48/Z
		MT		01.92 -	21027	Joint Kit			ws		27	A:33/F:29/O:52/Z
		MT			23124	Boot Kit			ws			L:106/Ø1:22/Ø2:78
1.8 (66 kW)	02.95 - 09.99	MT		engine C18LE	21027	Joint Kit			ws		27	A:33/F:29/O:52/Z
		MT		engine C18LE	23124	Boot Kit			ws			L:106/Ø1:22/Ø2:78
1.8 (70 kW)	02.95 - 06.99	MT		engine C18LE	21027	Joint Kit			ws		27	A:33/F:29/O:52/Z
		MT		engine C18LE	23124	Boot Kit			ws			L:106/Ø1:22/Ø2:78
2.0 (74 kW)	10.91 - 09.93	MT		- 12.91	21026	Joint Kit			ws		27	A:33/F:29/O:48/Z
		MT		01.92 -	21027	Joint Kit			ws		27	A:33/F:29/O:52/Z
		MT			23124	Boot Kit			ws			L:106/Ø1:22/Ø2:78
2.0 (77 kW)	02.95 - 06.99	MT		engine C20LE	21027	Joint Kit			ws		27	A:33/F:29/O:52/Z
		MT		engine C20LE	23124	Boot Kit			ws			L:106/Ø1:22/Ø2:78
2.0 (81 kW)	10.93 - 09.94	MT			21027	Joint Kit			ws		27	A:33/F:29/O:52/Z
		MT			23124	Boot Kit			ws			L:106/Ø1:22/Ø2:78
EVANDA												
2.0 (96 kW)	08.02 -	MT			22199	Joint Kit			ws		27	A:28/F:32/O:56/Z
		MT		TPE boot	22200	Boot Kit			ws			L:149/Ø1=26.5/Ø2=89
KALOS												
1.2 (53 kW)	04.03 -	MT	x		21847	Joint Kit			ws		27	A:22/F:19/O:52/Z/ABS:47
		MT		TPE boot	21848	Boot Kit			ws			L:106.2/Ø1=20.8/Ø2=70.6
1.4 / 1.4 16V (61/69 kW)	09.02 -	MT	x		21865	Joint Kit			ws		27	A:22/F:22/O:52/Z/ABS:47
		MT		TPE boot	21866	Boot Kit			ws			L:118/Ø1=23.5/Ø2=79
LANOS												
1.4 (55 kW)	05.97 -	MT	x	engine A14SMS	21824	Joint Kit			ws		27	A:22/F:29/O:52/Z/ABS:47
		MT		engine A14SMS, TPE boot	21842	Boot Kit			ws			L:145/Ø1=23/Ø2=83
1.5 (63 kW)	05.97 -	MT	x	engine A15SMS	21824	Joint Kit			ws		27	A:22/F:29/O:52/Z/ABS:47
		MT		engine A15SMS, TPE boot	21842	Boot Kit			ws			L:145/Ø1=23/Ø2=83
1.6 16V (78 kW)	05.97 -	MT	x	engine A16DMS	22197	Joint Kit			ws		27	A:33/F:29/O:52/Z/ABS:47
		MT		engine A16DMS, TPE boot	22198	Boot Kit			ws			L:145/Ø1=23/Ø2=83
		MT		engine A16DMS	23206	Boot Kit	L			gs		L:90/Ø1=21/Ø2=99
		MT		engine A16DMS	23208	Boot Kit	R			gs		L:93/Ø1=35/Ø2=99
LEMANS												
1.5	01.87 -	MT			21482	Joint Kit			ws		27	A:22/F:29/DF:22.23/O:52/Z
		MT			23124	Boot Kit			ws			L:106/Ø1:22/Ø2:78
1.6	01.89 -	MT			21482	Joint Kit			ws		27	A:22/F:29/DF:22.23/O:52/Z
		MT			23124	Boot Kit			ws			L:106/Ø1:22/Ø2:78

2.0	01.89 -	MT			21482	Joint Kit			ws		27	A:22/F:29/DF:22.23/O:52/Z
		MT			23124	Boot Kit			ws			L:106/Ø1:22/Ø2:78
<b>MATIZ</b>												
0.8 (38 kW)	09.98 -	MT	x		21189	Joint Kit			ws		27	A:23/F:19/DF:209/O:46/X/ABS:40
		MT			25512	Boot Kit			ws			L:90/Ø1=19/Ø2=83
1.0 (47 kW)	01.03 -	MT	x	engine B10S	21189	Joint Kit			ws		27	A:23/F:19/DF:209/O:46/X/ABS:40
		MT		engine B10S	25512	Boot Kit			ws			L:90/Ø1=19/Ø2=83
<b>NEXIA / CIELO</b>												
1.5 (44 kW)	08.96 - 08.97	MT		engine G15MF	21482	Joint Kit			ws		27	A:22/F:29/DF:22.23/O:52/Z
		MT		engine G15MF	23124	Boot Kit			ws			L:106/Ø1:22/Ø2:78
1.5 (52 kW)	02.95 - 08.97	MT		engine G15MF	21482	Joint Kit			ws		27	A:22/F:29/DF:22.23/O:52/Z
		MT		engine G15MF	23124	Boot Kit			ws			L:106/Ø1:22/Ø2:78
1.5 (55 kW)	02.95 - 08.97	MT		engine G15MF	21482	Joint Kit			ws		27	A:22/F:29/DF:22.23/O:52/Z
		MT		engine G15MF	23124	Boot Kit			ws			L:106/Ø1:22/Ø2:78
1.5 16V (66 kW)	02.95 - 08.97	MT		engine A15MF	21482	Joint Kit			ws		27	A:22/F:29/DF:22.23/O:52/Z
		MT		engine A15MF	23124	Boot Kit			ws			L:106/Ø1:22/Ø2:78
<b>NUBIRA / NUBIRA WAGON</b>												
1.6 16V (78 kW)	05.97 -	MT	x	engine A16DMS	22197	Joint Kit			ws		27	A:33/F:29/O:52/Z/ABS:47
		MT		engine A16DMS, TPE boot	22198	Boot Kit			ws			L:145/Ø1=23/Ø2=83
2.0 16V (98 kW)	05.97 -	MT	x	engine X20SED	22197	Joint Kit			ws		27	A:33/F:29/O:52/Z/ABS:47
		MT		engine X20SED, TPE boot	22198	Boot Kit			ws			L:145/Ø1=23/Ø2=83
<b>RACER</b>												
1.6	01.89 -	MT		- 12.93	21482	Joint Kit			ws		27	A:22/F:29/DF:22.23/O:52/Z
		MT		01.94 -	21027	Joint Kit			ws		27	A:33/F:29/O:52/Z
		MT			23124	Boot Kit			ws			L:106/Ø1:22/Ø2:78
2.0	01.89 -	MT		- 12.93	21482	Joint Kit			ws		27	A:22/F:29/DF:22.23/O:52/Z
		MT		01.94 -	21027	Joint Kit			ws		27	A:33/F:29/O:52/Z
		MT			23124	Boot Kit			ws			L:106/Ø1:22/Ø2:78
<b>REZZO/TACUMA</b>												
1.6 (77 kW)	09.00 -	MT	x	Ch.-No. 750474 -	21947	Joint Kit			ws		27	A:33/F:29/O:52/Z/ABS:47
		MT		Ch.-No. 750474 -	21948	Boot Kit			ws			
1.8 (66/72/74 kW)	09.00 -	MT	x	Ch.-No. 750474 -	21947	Joint Kit			ws		27	A:33/F:29/O:52/Z/ABS:47
		MT		Ch.-No. 750474 -	21948	Boot Kit			ws			
2.0 (89/94 kW)	09.00 -	MT	x	Ch.-No. 750474 -	21949	Joint Kit			ws		27	A:33/F:32/O:52/Z/ABS:47
		MT		Ch.-No. 750474 -, TPE boot	21993	Boot Kit			ws			L:149/Ø1=26.5/Ø2=89
<b>TICO</b>												
0.8 (35 kW)	02.95 -	MT		engine F8C	20351	Joint Kit			ws		27	A:23/F:19/O:44/Z
		MT		engine F8C	25512	Boot Kit			ws			L:90/Ø1=19/Ø2=83

## DAF

## DAF

<b>46</b>												
0.8 DE LUXE (25 kW)	09.74 - 08.75	MT			26048	Boot Kit			ws	gs		L:77/Ø1=20/Ø2=52
0.8 SUPER LUX (25 kW)	09.74 - 08.75	MT			26048	Boot Kit			ws	gs		L:77/Ø1=20/Ø2=52
<b>66</b>												
1.1 (35 kW)	10.72 - 08.75	MT			26048	Boot Kit			ws	gs		L:77/Ø1=20/Ø2=52
1.1 MARATHON (40 kW)	10.72 - 08.75	MT			26048	Boot Kit			ws	gs		L:77/Ø1=20/Ø2=52
1.1 SL (40 kW)	10.72 - 08.75	MT			26048	Boot Kit			ws	gs		L:77/Ø1=20/Ø2=52

		Transm.	with ABS Ring		Part-No.	Description	L	F	Wheel Side	Gear Box Side	Pic. No.	Technical Specification  Further details on page I
		MT Manual AT Autom.					Left R Right	Front R Rear				

( DAF )

( DAF )




<b>66</b>												
1300 MARATHON (42 kW)	09.73 - 08.75	MT			<b>26048</b>	Boot Kit			ws	gs		L:77/Ø1=20/Ø2=52

DAIHATSU

DAIHATSU

<b>APPLAUSE I (A101, A111)</b>												
1.6 16V (A101) (66 kW)	06.89 - 07.97	MT/AT		engine HD	<b>24805</b>	Joint Kit			ws		27	A:24/F:22/DF:22.65/O:54/Z
		MT/AT		engine HD	<b>26042</b>	Boot Kit			ws			L:93/Ø1=21/Ø2=74
1.6 16V (A101) (77 kW)	06.89 - 07.97	MT/AT		engine HD-E	<b>24805</b>	Joint Kit			ws		27	A:24/F:22/DF:22.65/O:54/Z
		MT/AT		engine HD-E	<b>26042</b>	Boot Kit			ws			L:93/Ø1=21/Ø2=74
1.6 16V 4WD (A111) (77 kW)	06.89 - 07.97	MT/AT		engine HD-E	<b>24805</b>	Joint Kit		F	ws		27	A:24/F:22/DF:22.65/O:54/Z
		MT/AT		engine HD-E	<b>26042</b>	Boot Kit		F	ws			L:93/Ø1=21/Ø2=74
<b>CHARADE I (G10)</b>												
1.0 (37 kW)	10.77 - 02.81	MT/AT		engine CB 20	<b>22956</b>	Joint Kit			ws			A:24/F:19/O:40
1.0 (38 kW)	02.81 - 02.83	MT/AT		engine CB 20, CB 22	<b>22956</b>	Joint Kit			ws			A:24/F:19/O:40
<b>CHARADE II (G11, G30)</b>												
1.0 (G11) (38 kW)	10.83 - 03.87	MT/AT		engine CB 22, CB 20	<b>24804</b>	Joint Kit			ws		27	A:24/F:19/DF:209/O:40/Z
		MT/AT		engine CB 22, CB 20	<b>23069</b>	Boot Kit			ws			L:83/Ø1=19/Ø2=67
1.0 D (G30) (27 kW)	10.83 - 03.87	MT/AT		engine CL 10	<b>24804</b>	Joint Kit			ws		27	A:24/F:19/DF:209/O:40/Z
		MT/AT		engine CL 10	<b>23069</b>	Boot Kit			ws			L:83/Ø1=19/Ø2=67
1.0 TD (G30) (34 kW)	02.85 - 03.87	MT/AT		engine CL 60	<b>24804</b>	Joint Kit			ws		27	A:24/F:19/DF:209/O:40/Z
		MT/AT		engine CL 60	<b>23069</b>	Boot Kit			ws			L:83/Ø1=19/Ø2=67
1.0 Turbo (G11) (50 kW)	10.83 - 03.87	MT/AT		engine CB 60	<b>24804</b>	Joint Kit			ws		27	A:24/F:19/DF:209/O:40/Z
		MT/AT		engine CB 60	<b>23069</b>	Boot Kit			ws			L:83/Ø1=19/Ø2=67
<b>CHARADE III (G100, G101, G102)</b>												
1.0 (G100) (38 kW)	03.87 - 12.92	MT		12.89 - , engine CB 23	<b>22958</b>	Driveshaft	L					
		MT/AT		- 03.89, engine CB 23	<b>24806</b>	Joint Kit			ws		27	A:24/F:19/DF:209/O:46/Z
		MT/AT		04.89 - , engine CB 23	<b>24807</b>	Joint Kit			ws		27	A:24/F:19/DF:209/O:54/Z
		MT/AT		engine CB 23	<b>26213</b>	Boot Kit			ws			L:90/Ø1=19/Ø2=67
1.0 (G100) (40/41 kW)	04.89 - 12.92	MT		engine CB 90	<b>22958</b>	Driveshaft	L					
		MT/AT		engine CB 90	<b>24807</b>	Joint Kit			ws		27	A:24/F:19/DF:209/O:54/Z
		MT/AT		engine CB 90	<b>26213</b>	Boot Kit			ws			L:90/Ø1=19/Ø2=67
1.0 D (G101) (27 kW)	03.87 - 12.92	MT/AT		- 10.89, engine CL 11	<b>23854</b>	Driveshaft	L					
		MT/AT		- 10.89, engine CL 11	<b>23853</b>	Driveshaft	R					
		MT/AT		engine CL 11	<b>24806</b>	Joint Kit			ws		27	A:24/F:19/DF:209/O:46/Z
		MT/AT		engine CL 11	<b>26213</b>	Boot Kit			ws			L:90/Ø1=19/Ø2=67
1.0 GTi (G100) (74 kW)	03.87 - 12.92	MT/AT		engine CB 80	<b>23854</b>	Driveshaft	L					
		MT/AT		engine CB 80	<b>23853</b>	Driveshaft	R					
1.0 TD (G101) (35 kW)	03.87 - 12.92	MT/AT		engine CL, CL 61	<b>23854</b>	Driveshaft	L					
		MT/AT		engine CL, CL 61	<b>23853</b>	Driveshaft	R					
		MT/AT		- 03.89, engine CL, CL 61	<b>24806</b>	Joint Kit			ws		27	A:24/F:19/DF:209/O:46/Z

		MT/AT		04.89 - , engine CL, CL 61	24807	Joint Kit			ws		27	A:24/F:19/DF:209/O:54/Z
		MT/AT		engine CL, CL 61	26213	Boot Kit			ws			L:90/Ø1=19/Ø2=67
1.0 Turbo (G100) (50 kW)	03.87 - 10.90	MT		- 03.89, engine CB 61	23854	Driveshaft	L					
		MT		- 03.89, engine CB 61	23853	Driveshaft	R					
		AT		- 03.89, engine CB 61	23855	Driveshaft	R					
		MT/AT		engine CB 61	24806	Joint Kit			ws		27	A:24/F:19/DF:209/O:46/Z
		MT/AT		engine CB 61	26213	Boot Kit			ws			L:90/Ø1=19/Ø2=67
1.3 i (G102) (66 kW)	06.88 - 12.92	AT		- 05.90, engine HCE	22960	Driveshaft	L					
		MT		- 05.90, engine HCE	23856	Driveshaft	R					
		AT		- 05.90, engine HCE	22959	Driveshaft	R					
		MT/AT		06.90 - , engine HCE	23858	Driveshaft	R					
		MT/AT		- 05.90, engine HCE	24806	Joint Kit	L/R		ws		27	A:24/F:19/DF:209/O:46/Z
		MT/AT		06.90 - , engine HCE	24813	Joint Kit	L		ws		27	A:24/F:21/DF:21.59/O:54/Z
		MT/AT		06.90 - , engine HCE	24807	Joint Kit	R		ws		27	A:24/F:19/DF:209/O:54/Z
		MT/AT		engine HCE	25524	Boot Kit	L		ws			L:93/Ø1=21/Ø2=74
		MT/AT		engine HCE	26213	Boot Kit	R		ws			L:90/Ø1=19/Ø2=67
1.3 i 4WD (G102) (66 kW)	06.88 - 01.93	AT		- 05.90, engine HCE	22960	Driveshaft	L	F				
		MT		- 05.90, engine HCE	23856	Driveshaft	R	F				
		AT		- 05.90, engine HCE	22959	Driveshaft	R	F				
		MT/AT		06.90 - , engine HCE	23858	Driveshaft	R	F				
		MT/AT		engine HCE	24806	Joint Kit		F	ws		27	A:24/F:19/DF:209/O:46/Z
		MT/AT		engine HCE	26213	Boot Kit		F	ws			L:90/Ø1=19/Ø2=67
<b>CHARADE IV (G200, G202)</b>												
1.3 (44 kW)	09.96 - 06.00	MT/AT		engine HC	20313	Joint Kit			ws			A:24/F:21/O:52/X
		MT	x	engine HC	23938	Joint Kit			ws			A:24/F:21/O:52/ABS:48
		AT	x	engine HC	23937	Joint Kit			ws			A:24/F:22/O:52/ABS:48
		MT/AT		engine HC, (+)ETS	23936	Joint Kit			ws			A:24/F:22/O:52
		MT/AT	x	engine HC, (+)ETS	23937	Joint Kit			ws			A:24/F:22/O:52/ABS:48
		MT/AT		engine HC	25524	Boot Kit			ws			L:93/Ø1=21/Ø2=74
1.3 16V (55 kW)	05.96 - 06.00	MT/AT			20313	Joint Kit			ws			A:24/F:21/O:52/X
		MT	x		23938	Joint Kit			ws			A:24/F:21/O:52/ABS:48
		AT	x		23937	Joint Kit			ws			A:24/F:22/O:52/ABS:48
		MT/AT		(+)ETS	23936	Joint Kit			ws			A:24/F:22/O:52
		MT/AT	x	(+)ETS	23937	Joint Kit			ws			A:24/F:22/O:52/ABS:48
		MT/AT			25524	Boot Kit			ws			L:93/Ø1=21/Ø2=74
1.3 16V (62 kW)	01.93 - 06.00	MT/AT		engine HC	20313	Joint Kit			ws			A:24/F:21/O:52/X
		MT	x	engine HC	23938	Joint Kit			ws			A:24/F:21/O:52/ABS:48
		AT	x	engine HC	23937	Joint Kit			ws			A:24/F:22/O:52/ABS:48
		MT/AT		engine HC, (+)ETS	23936	Joint Kit			ws			A:24/F:22/O:52
		MT/AT	x	engine HC, (+)ETS	23937	Joint Kit			ws			A:24/F:22/O:52/ABS:48
		MT/AT		engine HC	25524	Boot Kit			ws			L:93/Ø1=21/Ø2=74
1.5 (55 kW)	10.94 - 06.00	MT/AT		engine HE	23936	Joint Kit			ws			A:24/F:22/O:52
		MT/AT	x	engine HE	23937	Joint Kit			ws			A:24/F:22/O:52/ABS:48
1.5 16V (66 kW)	08.94 - 06.00	MT/AT		engine HEE	23936	Joint Kit			ws			A:24/F:22/O:52
		MT/AT	x	engine HEE	23937	Joint Kit			ws			A:24/F:22/O:52/ABS:48
1.6 GTi (77 kW)	03.93 - 06.00	MT/AT		engine HD-E	23936	Joint Kit			ws			A:24/F:22/O:52
		MT/AT	x	engine HD-E	23937	Joint Kit			ws			A:24/F:22/O:52/ABS:48
<b>CUORE I (L55, L60)</b>												
0.5 (L55) (20 kW)	10.80 - 09.85	MT/AT		engine AB 30	24808	Joint Kit			ws		27	A:24/F:19/O:40/Z
		MT/AT		engine AB 30	26277	Boot Kit			ws			L:83/Ø1=19/Ø2=62

		Transm. MT Manual AT Autom.	with ABS Ring		Part-No.	Description	L Left R Right	F Front R Rear	Wheel Side	Gear Box Side	Pic. No.	Technical Specification  Further details on page I
---	---	---	---------------------	--	----------	-------------	-------------------------	-------------------------	---------------	---------------------	-------------	--

## ( DAIHATSU )

## ( DAIHATSU )




<b>CUORE I (L55, L60)</b>												
0.6 (L60) (22 kW)	08.82 - 09.85	MT/AT		engine AD 10	24809	Joint Kit			ws		27	A:24/F:19/DF:209/O:45/Z
		MT/AT		engine AD 10	26277	Boot Kit			ws			L:83/Ø1=19/Ø2=62
<b>CUORE II (L80, L81)</b>												
0.8 (L80) (29 kW)	11.89 - 12.90	MT/AT		engine ED 10	24810	Joint Kit			ws		27	A:24/F:19/O:44/Z
		MT/AT		engine ED 10	26278	Boot Kit			ws			L:84/Ø1=18/Ø2=64
0.8 (L80) (32 kW)	09.85 - 06.90	MT/AT		engine ED 10	24810	Joint Kit			ws		27	A:24/F:19/O:44/Z
		MT/AT		engine ED 10	26278	Boot Kit			ws			L:84/Ø1=18/Ø2=64
<b>CUORE III (L201)</b>												
0.8 (30 kW)	10.90 - 12.94	MT/AT		engine ED 10 K	23861	Driveshaft	L					
		MT/AT		engine ED 10 K	23860	Driveshaft	R					
		MT/AT		engine ED 10 K	24811	Joint Kit			ws		27	A:24/F:20/DF:20.60/O:44/X
		MT/AT		engine ED 10 K	26278	Boot Kit			ws			L:84/Ø1=18/Ø2=64
<b>CUORE IV (L501)</b>												
0.8 (32 kW)	01.95 - 11.96	MT/AT		engine ED 20	24811	Joint Kit			ws		27	A:24/F:20/DF:20.60/O:44/X
		MT/AT		engine ED 20	26278	Boot Kit			ws			L:84/Ø1=18/Ø2=64
<b>CUORE V (L5)</b>												
0.8 (31 kW)	11.96 - 10.98	MT/AT		engine EF-EL	22004	Boot Kit			ws			L:84/Ø1=21/Ø2=64
		MT/AT		engine EF-EL	23185	Boot Kit				gs		L:87/Ø1=20/Ø2=67
<b>CUORE VI</b>												
1.0 i (41 kW)	10.98 - 05.03	MT/AT		engine EJDE	22004	Boot Kit			ws			L:84/Ø1=21/Ø2=64
		MT/AT		engine EJDE	23185	Boot Kit				gs		L:87/Ø1=20/Ø2=67
<b>FEROZA (F300)</b>												
1.6 16V (63 kW)	10.88 -	MT/AT		engine HDC	22957	Joint Kit		F	ws			A:26/F:23/O:42
<b>GRAN MOVE (G3)</b>												
1.5 16V (66 kW)	10.96 - 07.98	MT/AT		engine HEEG	22986	Boot Kit			ws			L:93/Ø1=20/Ø2=74
		MT/AT		engine HEEG	23184	Boot Kit				gs		L:87/Ø1=20/Ø2=67
<b>MOVE (L6, L9)</b>												
0.8 (31 kW)	10.96 -	MT/AT		NTN green	23939	Joint Kit			ws			A:24/F:18/O:44
		MT/AT			24811	Joint Kit			ws		27	A:24/F:20/DF:20.60/O:44/X
		MT/AT			26278	Boot Kit			ws			L:84/Ø1=18/Ø2=64
1.0 i (41 kW)	10.98 -	MT/AT		engine EJDE, NTN green	23939	Joint Kit			ws			A:24/F:18/O:44
		MT/AT		engine EJDE	24811	Joint Kit			ws		27	A:24/F:20/DF:20.60/O:44/X
		MT/AT		engine EJDE	22004	Boot Kit			ws			L:84/Ø1=21/Ø2=64
		MT/AT		engine EJDE	23185	Boot Kit				gs		L:87/Ø1=20/Ø2=67
<b>ROCKY (F7, F8)</b>												
2.8 D (54 kW)	12.87 - 04.93	MT		- 01.90, engine DL	22957	Joint Kit		F	ws			A:26/F:23/O:42
		MT		02.90 - 10.93, engine DL	23934	Joint			ws		34	A:24/F:22/O:42



2.8 TD (67 kW)	12.87 - 04.93	MT		- 01.90, engine DL 51	22957	Joint Kit		F	ws			A:26/F:23/O:42
2.8 TD (72 kW)	05.93 - 04.93	MT		01.94 - , engine DL 52	23935	Joint Kit		F	ws			A:26/F:26/O:62
2.8 TD (75 kW)	09.91 - 04.93	MT		11.93 - , engine DL 52	23935	Joint Kit		F	ws			A:26/F:26/O:62
		MT		02.90 - 10.93, engine DL 52	23934	Joint			ws		34	A:24/F:22/O:42
<b>SIRION (M1)</b>												
1.0 i (41 kW)	04.98 - 09.00	MT/AT		engine EJDE	22004	Boot Kit			ws			L:84/Ø1=21/Ø2=64
		MT/AT		engine EJDE	23185	Boot Kit				gs		L:87/Ø1=20/Ø2=67
<b>TERIOS (J1)</b>												
1.3 4WD (61 kW)	10.97 - 10.00	MT/AT		engine HE-EJ	23940	Joint Kit		F	ws		27	A:24/F:19/O:52
		MT/AT	x	engine HE-EJ	23941	Joint Kit		F	ws		27	A:24/F:19/O:52/ABS:48
<b>VALERA</b>												
1.5 (G203) (66 kW)	02.95 -	MT/AT	x	engine HE-EG	23937	Joint Kit			ws			A:24/F:22/O:52/ABS:48
<b>WILDCAT / ROCKY (F70, F75)</b>												
2.7 TD (65 kW)	09.85 - 04.87	MT		engine DL 50	22957	Joint Kit		F	ws			A:26/F:23/O:42
2.8 D (54 kW)	02.85 - 03.87	MT		engine DL	22957	Joint Kit		F	ws			A:26/F:23/O:42
2.8 TD (65 kW)	09.85 - 04.87	MT		engine DL 50	22957	Joint Kit		F	ws			A:26/F:23/O:42

**FIAT**
**FIAT**

<b>127</b>												
0.9 (29/33 kW)	06.71 - 05.83	MT		- 02.80	21250	Joint Kit			ws		27	A:20/F:20/O:43/Z
		MT		03.80 -	21252	Joint Kit			ws		27	A:22/F:20/O:48/Z
		MT		Ch.-No. - 5251689	21209	Tripod				gs	42	G:20/Ø Tripodroller:25.5
		MT		Ch.-No. 5251690 - 9012540	21274	Tripod				gs	42	G:20/Ø Tripodroller:29
		MT		Ch.-No. 9012541 -	21269	Tripod				gs	42	G:19/Ø Tripodroller:29
		MT			26001	Boot Kit			ws			L:83/Ø1=21/Ø2=70
		MT			21251	Boot Kit				gs		L:84/Ø1=25/Ø2=64
1.0 (37 kW)	01.77 - 12.86	MT		Ch.-No. - 8817481	21250	Joint Kit			ws		27	A:20/F:20/O:43/Z
		MT		Ch.-No. 8817482 -	21252	Joint Kit			ws		27	A:22/F:20/O:48/Z
		MT			21274	Tripod				gs	42	G:20/Ø Tripodroller:29
		MT		- 12.83	26001	Boot Kit			ws			L:83/Ø1=21/Ø2=70
		MT		01.84 -	26026	Boot Kit			ws			L:106/Ø1=19/Ø2=73
1.0 Sport (51 kW)	07.78 - 02.82	MT		- 02.80	21250	Joint Kit			ws		27	A:20/F:20/O:43/Z
		MT		03.80 -	21255	Joint Kit			ws		27	A:20/F:20/O:43/Z
		MT			21269	Tripod				gs	42	G:19/Ø Tripodroller:29
		MT			26001	Boot Kit			ws			L:83/Ø1=21/Ø2=70
		MT		04.81 -	26253	Boot Kit				gs		L:71/Ø1=22/Ø2=65
1.3 Diesel (33 kW)	04.81 - 12.86	MT			21252	Joint Kit			ws		27	A:22/F:20/O:48/Z
		MT		- 12.85	21274	Tripod				gs	42	G:20/Ø Tripodroller:29
		MT			26001	Boot Kit			ws			L:83/Ø1=21/Ø2=70
		MT			21251	Boot Kit				gs		L:84/Ø1=25/Ø2=64
1.3 Sport (55 kW)	12.81 - 05.83	MT			21252	Joint Kit			ws		27	A:22/F:20/O:48/Z
		MT			21269	Tripod				gs	42	G:19/Ø Tripodroller:29
		MT			26001	Boot Kit			ws			L:83/Ø1=21/Ø2=70
<b>128</b>												
1.1 (33/40 kW)	03.69 - 12.84	MT		Ch.-No. - 2511997	21250	Joint Kit			ws		27	A:20/F:20/O:43/Z
		MT		Ch.-No. 2511998 -	21252	Joint Kit			ws		27	A:22/F:20/O:48/Z
		MT			21276	Tripod				gs	42	G:20/Ø Tripodroller:28
		MT			26001	Boot Kit			ws			L:83/Ø1=21/Ø2=70




		Transm.	with ABS Ring		Part-No.	Description	L	F	Wheel Side	Gear Box Side	Pic. No.	Technical Specification  Further details on page I
		MT Manual AT Autom.					Left R Right	Front R Rear				

( FIAT )

( FIAT )

<b>128</b>												
1.1 (33/47/48 kW)	03.72 - 02.81	MT			21250	Joint Kit			ws		27	A:20/F:20/O:43/Z
		MT			21276	Tripod				gs	42	G:20/Ø Tripodroller:28
		MT			26001	Boot Kit			ws			L:83/Ø1=21/Ø2=70
1.1 (40 kW)	10.69 - 10.82	MT		Ch.-No. - 2511997	21250	Joint Kit			ws		27	A:20/F:20/O:43/Z
		MT		Ch.-No. 2511998 -	21252	Joint Kit			ws		27	A:22/F:20/O:48/Z
		MT			21276	Tripod				gs	42	G:20/Ø Tripodroller:28
		MT			26001	Boot Kit			ws			L:83/Ø1=21/Ø2=70
1.3 (44/55 kW)	03.72 - 10.82	MT			21250	Joint Kit			ws		27	A:20/F:20/O:43/Z
		MT			21276	Tripod				gs	42	G:20/Ø Tripodroller:28
		MT			26001	Boot Kit			ws			L:83/Ø1=21/Ø2=70
1.3 Berlinetta (54 kW)	06.75 - 12.79	MT			21250	Joint Kit			ws		27	A:20/F:20/O:43/Z
		MT			21276	Tripod				gs	42	G:20/Ø Tripodroller:28
		MT			26001	Boot Kit			ws			L:83/Ø1=21/Ø2=70
1.3 Rally (49 kW)	09.71 - 02.76	MT			21250	Joint Kit			ws		27	A:20/F:20/O:43/Z
		MT			21276	Tripod				gs	42	G:20/Ø Tripodroller:28
		MT			26001	Boot Kit			ws			L:83/Ø1=21/Ø2=70
1.3 Sport (44 kW)	08.74 - 12.84	MT		Ch.-No. - 2511997	21250	Joint Kit			ws		27	A:20/F:20/O:43/Z
		MT		Ch.-No. 2511998 -	21252	Joint Kit			ws		27	A:22/F:20/O:48/Z
		MT			21276	Tripod				gs	42	G:20/Ø Tripodroller:28
		MT			26001	Boot Kit			ws			L:83/Ø1=21/Ø2=70
<b>500</b>												
1.2 (51 kW)	10.07 -	MT			24341	Joint Kit			ws		27	A:22/F:20/O:47
		MT		TPE boot	24342	Boot Kit			ws			L:110/Ø1=21.5/Ø2=72
<b>BARCETTA (183)</b>												
1.8 16V (96 kW)	04.95 -	MT			21232	Joint Kit			ws		27	A:25/F:25/O:52/X
		MT	x	- 04.99	21233	Joint Kit			ws		27	A:25/F:25/O:52/X/ABS:44
		MT		05.99 - , Ch.-No. 0043319 - , TPE boot	21150	Joint Kit			ws		27	A:25/F:25/O:51/Z
		MT			26189	Boot Kit			ws			L:99/Ø1=23/Ø2=83
<b>BRAVA / BRAVO</b>												
1.2 16V 80 (60 kW)	12.98 - 10.00	MT			22977	Boot Kit			ws			L:87/Ø1=23/Ø2=80.5
		MT			23192	Boot Kit				gs		L:93/Ø1=20/Ø2=61
1.4 (55/59 kW)	10.95 - 10.01	MT			22837	Driveshaft	L				6	L:610/A:22
		MT	x		22839	Driveshaft	L				6	L:610/A:22/ABS:44
		MT			22838	Driveshaft	R				6	L:935/A:22
		MT	x		22840	Driveshaft	R				6	L:935/A:22/ABS:44
		MT/AT			21329	Joint Kit			ws		27	A:22/F:20/O:46/Z
		MT/AT	x		21231	Joint Kit			ws		27	A:22/F:20/O:46/Z/ABS:44
		MT/AT		TPE boot	26188	Boot Kit			ws			L:89/Ø1=22/Ø2=77
1.4 12 V (59 kW)	10.95 - 10.01	MT			22837	Driveshaft	L				6	L:610/A:22
		MT	x		22839	Driveshaft	L				6	L:610/A:22/ABS:44

		MT			<b>22838</b>	Driveshaft	R				6	L:935/A:22
		MT	x		<b>22840</b>	Driveshaft	R				6	L:935/A:22/ABS:44
		MT/AT			<b>21329</b>	Joint Kit			ws		27	A:22/F:20/O:46/Z
		MT/AT	x		<b>21231</b>	Joint Kit			ws		27	A:22/F:20/O:46/Z/ABS:44
		MT/AT		TPE boot	<b>26188</b>	Boot Kit			ws			L:89/Ø1=22/Ø2=77
1.6 16V (66/76 kW)	10.95 - 10.01	MT			<b>21243</b>	Driveshaft	L				26	L:587/A:22
		MT	x		<b>21245</b>	Driveshaft	L				26	L:587/A:22/ABS:44
		AT			<b>21293</b>	Driveshaft	L				4	L:575/A:22/D:22
		AT	x		<b>21295</b>	Driveshaft	L				4	ABS:44
		MT			<b>21244</b>	Driveshaft	R				26	L:921/A:22
		MT	x		<b>21246</b>	Driveshaft	R				26	L:921/A:22/ABS:44
		AT			<b>21292</b>	Driveshaft	R				4	L:932/A:22/D:22
		AT	x		<b>21294</b>	Driveshaft	R				4	ABS:44
		MT/AT			<b>21247</b>	Joint Kit			ws		27	A:22/F:22/Z
		MT/AT	x		<b>21248</b>	Joint Kit			ws		27	A:22/F:22/Z/ABS:44
		MT			<b>21296</b>	Tripod				gs	42	G:22/Ø Tripodroller:31.95
		MT/AT		TPE boot	<b>26188</b>	Boot Kit			ws			L:89/Ø1=22/Ø2=77
		MT		with bearing	<b>26221</b>	Boot Kit				gs		L:93/Ø1=24/Ø2=76
		AT			<b>26222</b>	Boot Kit				gs		L:98/Ø1=20/Ø2=54
1.8 GT (83 kW)	10.95 - 10.01	MT			<b>22832</b>	Driveshaft	L/R				1	L:470/A:25
		MT/AT			<b>21232</b>	Joint Kit			ws		27	A:25/F:25/O:52/X
		MT/AT	x		<b>21233</b>	Joint Kit			ws		27	A:25/F:25/O:52/X/ABS:44
		MT			<b>23677</b>	Joint Kit				gs	29	G:25/Ø Joint:100
		MT/AT			<b>26189</b>	Boot Kit			ws			L:99/Ø1=23/Ø2=83
		MT			<b>23678</b>	Boot Kit				gs		L:81/Ø1=25/Ø2=58
1.9 D (48 kW)	10.95 - 10.01	MT/AT			<b>21329</b>	Joint Kit			ws		27	A:22/F:20/O:46/Z
		MT/AT	x		<b>21231</b>	Joint Kit			ws		27	A:22/F:20/O:46/Z/ABS:44
		MT/AT		TPE boot	<b>26188</b>	Boot Kit			ws			L:89/Ø1=22/Ø2=77
1.9 D (88 kW)	04.07 -	MT5		gear C530	<b>24248</b>	Driveshaft	L/R				26	L:524/A:25/Ø Tripodroller:39.22
1.9 JTD (74 kW)	09.00 - 10.01	MT		TPE boot	<b>21150</b>	Joint Kit			ws		27	A:25/F:25/O:51/Z
		MT		TPE boot	<b>20989</b>	Boot Kit			ws			L:100/Ø1=27/Ø2=86
1.9 JTD 105 (77 kW)	12.98 - 10.01	MT		TPE boot	<b>21150</b>	Joint Kit			ws		27	A:25/F:25/O:51/Z
		MT			<b>23677</b>	Joint Kit				gs	29	G:25/Ø Joint:100
		MT		TPE boot	<b>20989</b>	Boot Kit			ws			L:100/Ø1=27/Ø2=86
		MT			<b>23678</b>	Boot Kit				gs		L:81/Ø1=25/Ø2=58
1.9 TD 75 S (55 kW)	03.96 - 10.01	MT			<b>20341</b>	Driveshaft	L/R				3	L:477/A:25
		MT	x		<b>20342</b>	Driveshaft	L/R				3	L:477/A:25/ABS:44
		MT/AT			<b>20997</b>	Joint Kit			ws		27	A:25/F:25/O:52/Z
		MT/AT	x		<b>20998</b>	Joint Kit			ws		27	A:25/F:25/O:52/Z/ABS:44
		MT/AT			<b>20990</b>	Boot Kit			ws			L:99/Ø1=23/Ø2=83
1.9 TD 100 S (74 kW)	03.96 - 10.01	MT			<b>20341</b>	Driveshaft	L/R				3	L:477/A:25
		MT	x		<b>20342</b>	Driveshaft	L/R				3	L:477/A:25/ABS:44
		MT/AT			<b>20997</b>	Joint Kit			ws		27	A:25/F:25/O:52/Z
		MT/AT	x		<b>20998</b>	Joint Kit			ws		27	A:25/F:25/O:52/Z/ABS:44
		MT/AT			<b>20990</b>	Boot Kit			ws			L:99/Ø1=23/Ø2=83
2.0 HGT 20V (108 kW)	10.95 - 07.98	MT			<b>22833</b>	Driveshaft	L/R				1	L:470/A:25
		MT	x		<b>22834</b>	Driveshaft	L/R				1	L:470/A:25/ABS:44
		MT/AT			<b>20995</b>	Joint Kit			ws		27	A:25/F:25/O:59/Z
		MT/AT	x		<b>20996</b>	Joint Kit			ws		27	A:25/F:25/O:59/Z/ABS:44
		MT/AT			<b>23677</b>	Joint Kit				gs	29	G:25/Ø Joint:100
		MT/AT		TPE boot	<b>20989</b>	Boot Kit			ws			L:100/Ø1=27/Ø2=86




		Transm.	with ABS Ring		Part-No.	Description	L	F	Wheel Side	Gear Box Side	Pic. No.	Technical Specification  Further details on page I
		MT Manual AT Autom.					Left R Right	Front R Rear				

( FIAT )

( FIAT )

BRAVA / BRAVO												
2.0 HGT 20V (108 kW)	10.95 - 07.98	MT/AT			23678	Boot Kit				gs		L:81/Ø1=25/Ø2=58
2.0 HGT 20V (113 kW)	07.98 - 10.01	MT	x		21232	Joint Kit			ws		27	A:25/F:25/O:52/X
		MT			21233	Joint Kit			ws		27	A:25/F:25/O:52/X/ABS:44
		MT			23677	Joint Kit				gs	29	G:25/Ø Joint:100
		MT			26189	Boot Kit			ws			L:99/Ø1=23/Ø2=83
		MT			23678	Boot Kit				gs		L:81/Ø1=25/Ø2=58
CINQUECENTO (170)												
0.7 (23 kW)	12.91 - 01.96	MT			22841	Driveshaft	L/R				26	L:665/A:22/Ø Tripodroller:25.5
		MT			21230	Joint Kit			ws		27	A:22/F:20/Z
		MT			26187	Boot Kit			ws			L:83/Ø1=21/Ø2=70
0.7 i (22 kW)	07.94 - 01.98	MT			22841	Driveshaft	L/R				26	L:665/A:22/Ø Tripodroller:25.5
		MT			21230	Joint Kit			ws		27	A:22/F:20/Z
		MT			26187	Boot Kit			ws			L:83/Ø1=21/Ø2=70
0.9 (30 kW)	07.91 - 12.93	MT			22842	Driveshaft	L				26	L:535/A:22/Ø Tripodroller:29
		MT			22843	Driveshaft	R				26	L:795/A:22/Ø Tripodroller:29
		MT			21230	Joint Kit			ws		27	A:22/F:20/Z
		MT			26187	Boot Kit			ws			L:83/Ø1=21/Ø2=70
		MT		10.92 -	26256	Boot Kit				gs		L:89/Ø1=32/Ø2=65
0.9 i.e. (29/30 kW)	07.91 - 01.98	MT			22842	Driveshaft	L				26	L:535/A:22/Ø Tripodroller:29
		MT			22843	Driveshaft	R				26	L:795/A:22/Ø Tripodroller:29
		MT			21230	Joint Kit			ws		27	A:22/F:20/Z
		MT			26187	Boot Kit			ws			L:83/Ø1=21/Ø2=70
1.1 Sporting (40 kW)	10.94 - 01.98	MT			22844	Driveshaft	L				6	L:555/A:22
		MT			22845	Driveshaft	R				6	L:775/A:22
		MT			21230	Joint Kit			ws		27	A:22/F:20/Z
		MT			26187	Boot Kit			ws			L:83/Ø1=21/Ø2=70
		MT		04.95 -	26256	Boot Kit				gs		L:89/Ø1=32/Ø2=65
COUPE (FA/175)												
1.8 16V (96 kW)	03.96 - 08.00	MT		- 03.98	23850	Driveshaft	L/R				1	L:485/A:25
		MT	x	- 03.98, (-) ASB	23851	Driveshaft	L/R				1	L:485/A:25/ABS:44
		MT		- 03.98, TPE boot	20993	Joint Kit			ws		27	A:25/F:25/O:52/Z
		MT	x	- 03.98, (-) ASB, TPE boot	20994	Joint Kit			ws		27	A:25/F:25/O:52/Z/ABS:44
		MT		TPE boot	20989	Boot Kit			ws			L:100/Ø1=27/Ø2=86
2.0 16V (102 kW)	11.93 - 08.96	MT			21232	Joint Kit			ws		27	A:25/F:25/O:52/X
		MT	x		21233	Joint Kit			ws		27	A:25/F:25/O:52/X/ABS:44
		MT			26189	Boot Kit			ws			L:99/Ø1=23/Ø2=83
2.0 16V Turbo (140 kW)	11.93 - 08.96	MT	x		23839	Joint Kit			ws		27	A:25/F:28/O:59/Z/ABS:44
		MT			21241	Joint Kit				gs	29	
		MT			26088	Boot Kit			ws			L:82/Ø1=24/Ø2=92
		MT			26207	Boot Kit				gs		L:82/Ø1=24/Ø2=61

2.0 20V (108 kW)	08.96 - 04.98	MT			<b>23848</b>	Driveshaft	L/R				1	A:25	
		MT		TPE boot	<b>20993</b>	Joint Kit		ws			27	A:25/F:25/O:52/Z	
		MT	x	TPE boot	<b>20994</b>	Joint Kit		ws			27	A:25/F:25/O:52/Z/ABS:44	
2.0 20V (113 kW)	04.98 - 08.00	MT	x	not for ASB, TPE boot	<b>20994</b>	Joint Kit		ws			27	A:25/F:25/O:52/Z/ABS:44	
		MT		TPE boot	<b>20989</b>	Boot Kit		ws				L:100/Ø1=27/Ø2=86	
2.0 20V Turbo (162 kW)	08.96 - 08.00	MT	x	not for ASB	<b>23842</b>	Driveshaft	L/R				1	L:499.5/A:25/ABS:44	
		MT	x	not for ASB	<b>23839</b>	Joint Kit		ws			27	A:25/F:28/O:59/Z/ABS:44	
		MT			<b>26088</b>	Boot Kit		ws				L:82/Ø1=24/Ø2=92	
<b>CROMA (154)</b>													
1600 (61 kW)	12.85 - 12.90	MT			<b>21290</b>	Joint Kit		ws			27	A:25/F:25	
		MT	x		<b>21242</b>	Joint Kit		ws			27	A:25/F:25/O:54/X/ABS:90	
		MT			<b>21311</b>	Joint Kit			gs		29	G:25/Ø Joint:100	
		MT			<b>26105</b>	Boot Kit		ws				L:89/Ø1=24/Ø2=85	
		MT			<b>26063</b>	Boot Kit			gs			L:88/Ø1=25/Ø2=61	
1900 Turbo D i.d. (66 kW)	05.89 - 10.92	MT		Ch.-No. - 0189806	<b>21290</b>	Joint Kit		ws			27	A:25/F:25	
		MT		Ch.-No. 0189807 -	<b>21239</b>	Joint Kit		ws			27	A:25/F:25/O:52/X	
		MT	x	Ch.-No. - 0189806	<b>21242</b>	Joint Kit		ws			27	A:25/F:25/O:54/X/ABS:90	
		MT	x	Ch.-No. 0189807 -	<b>21238</b>	Joint Kit		ws			27	A:25/F:25/O:52/ABS:44	
		MT			<b>21311</b>	Joint Kit			gs		29	G:25/Ø Joint:100	
		MT		Ch.-No. - 0189806	<b>26105</b>	Boot Kit		ws				L:89/Ø1=24/Ø2=85	
		MT		Ch.-No. 0189807 -	<b>26206</b>	Boot Kit		ws				L:99/Ø1=23/Ø2=83	
1900 Turbo D i.d. (69 kW)	11.92 - 12.96	MT	x		<b>21240</b>	Joint Kit		ws			27	A:27/F:25/ABS:44	
		MT			<b>21241</b>	Joint Kit			gs		29		
		MT			<b>26206</b>	Boot Kit		ws				L:99/Ø1=23/Ø2=83	
		MT			<b>26207</b>	Boot Kit			gs			L:82/Ø1=24/Ø2=61	
		MT											
2000 CHT (66 kW)	12.85 - 02.89	MT			<b>21290</b>	Joint Kit		ws			27	A:25/F:25	
		MT	x		<b>21242</b>	Joint Kit		ws			27	A:25/F:25/O:54/X/ABS:90	
		MT			<b>21311</b>	Joint Kit			gs		29	G:25/Ø Joint:100	
		MT			<b>26105</b>	Boot Kit		ws				L:89/Ø1=24/Ø2=85	
		MT			<b>26063</b>	Boot Kit			gs			L:88/Ø1=25/Ø2=61	
2000 CHT (74 kW)	01.91 - 09.92	MT		Ch.-No. - 0189806	<b>21290</b>	Joint Kit		ws			27	A:25/F:25	
		MT		Ch.-No. 0189807 -	<b>21239</b>	Joint Kit		ws			27	A:25/F:25/O:52/X	
		MT	x	Ch.-No. - 0189806	<b>21242</b>	Joint Kit		ws			27	A:25/F:25/O:54/X/ABS:90	
		MT	x	Ch.-No. 0189807 -	<b>21238</b>	Joint Kit		ws			27	A:25/F:25/O:52/ABS:44	
		MT			<b>21311</b>	Joint Kit			gs		29	G:25/Ø Joint:100	
		MT		Ch.-No. - 0189806	<b>26105</b>	Boot Kit		ws				L:89/Ø1=24/Ø2=85	
		MT		Ch.-No. 0189807 -	<b>26206</b>	Boot Kit		ws				L:99/Ø1=23/Ø2=83	
2000 i.e. (83/88 kW)	03.86 - 09.92	MT		Ch.-No. - 0189806	<b>21290</b>	Joint Kit		ws			27	A:25/F:25	
		MT		Ch.-No. 0189807 -	<b>21239</b>	Joint Kit		ws			27	A:25/F:25/O:52/X	
		MT	x	Ch.-No. - 0189806	<b>21242</b>	Joint Kit		ws			27	A:25/F:25/O:54/X/ABS:90	
		MT	x	Ch.-No. 0189807 -	<b>21238</b>	Joint Kit		ws			27	A:25/F:25/O:52/ABS:44	
		MT			<b>21311</b>	Joint Kit			gs		29	G:25/Ø Joint:100	
		MT		Ch.-No. - 0189806	<b>26105</b>	Boot Kit		ws				L:89/Ø1=24/Ø2=85	
		MT		Ch.-No. 0189807 -	<b>26206</b>	Boot Kit		ws				L:99/Ø1=23/Ø2=83	
2000 i.e. (85 kW)	10.87 - 08.96	MT		Ch.-No. - 0189806	<b>21290</b>	Joint Kit		ws			27	A:25/F:25	
		MT		- 01.93, Ch.-No. 0189807 -	<b>21239</b>	Joint Kit		ws			27	A:25/F:25/O:52/X	
		MT	x	Ch.-No. - 0189806	<b>21242</b>	Joint Kit		ws			27	A:25/F:25/O:54/X/ABS:90	
		MT											
		MT											




		Transm. MT Manual AT Autom.	with ABS Ring		Part-No.	Description	L Left R Right	F Front R Rear	Wheel Side	Gear Box Side	Pic. No.	Technical Specification  Further details on page I
---	---	---	---------------------	--	----------	-------------	-------------------------	-------------------------	---------------	---------------------	-------------	--

( FIAT )

( FIAT )

CROMA (154)													
2000 i.e. (85 kW)	10.87 - 08.96	MT	x	- 01.93, Ch.-No. 0189807 -	21238	Joint Kit			ws		27	A:25/F:25/O:52/ABS:44	
		MT	x	01.93 -	21240	Joint Kit			ws		27	A:27/F:25/ABS:44	
		MT			21311	Joint Kit				gs	29	G:25/Ø Joint:100	
		MT		Ch.-No. - 0189806	26105	Boot Kit			ws				L:89/Ø1=24/Ø2=85
		MT		Ch.-No. 0189807 -	26206	Boot Kit			ws				L:99/Ø1=23/Ø2=83
		MT		- 01.93	26063	Boot Kit				gs			L:88/Ø1=25/Ø2=61
		MT		01.93 -	26207	Boot Kit				gs			L:82/Ø1=24/Ø2=61
2000 16V (101 kW)	08.92 - 08.96	MT		- 11.92	21232	Joint Kit			ws		27	A:25/F:25/O:52/X	
		MT	x	- 11.92	21233	Joint Kit			ws		27	A:25/F:25/O:52/X/ABS:44	
		MT	x	11.92 -	21240	Joint Kit			ws		27	A:27/F:25/ABS:44	
2000 i.e. Turbo (111/114 kW)	12.85 - 06.90	MT		Ch.-No. - 0189806	21290	Joint Kit			ws		27	A:25/F:25	
		MT		Ch.-No. 0189807 -	21239	Joint Kit			ws		27	A:25/F:25/O:52/X	
		MT	x	Ch.-No. - 0189806	21242	Joint Kit			ws		27	A:25/F:25/O:54/X/ABS:90	
		MT	x	Ch.-No. 0189807 -	21238	Joint Kit			ws		27	A:25/F:25/O:52/ABS:44	
		MT			21311	Joint Kit				gs	29	G:25/Ø Joint:100	
		MT		Ch.-No. - 0189806	26105	Boot Kit			ws				L:89/Ø1=24/Ø2=85
		MT		Ch.-No. 0189807 -	26206	Boot Kit			ws				L:99/Ø1=23/Ø2=83
2000 i.e. Turbo (110 kW)	06.87 - 08.96	MT		Ch.-No. - 0189806	21290	Joint Kit			ws		27	A:25/F:25	
		MT		- 01.93, Ch.-No. 0189807 -	21239	Joint Kit			ws		27	A:25/F:25/O:52/X	
		MT	x	Ch.-No. - 0189806	21242	Joint Kit			ws		27	A:25/F:25/O:54/X/ABS:90	
		MT	x	- 01.93, Ch.-No. 0189807 -	21238	Joint Kit			ws		27	A:25/F:25/O:52/ABS:44	
		MT	x	01.93 -	21240	Joint Kit			ws		27	A:27/F:25/ABS:44	
		MT			21311	Joint Kit				gs	29	G:25/Ø Joint:100	
		MT		Ch.-No. - 0189806	26105	Boot Kit			ws				L:89/Ø1=24/Ø2=85
		MT		Ch.-No. 0189807 -	26206	Boot Kit			ws				L:99/Ø1=23/Ø2=83
		MT		- 01.93	26063	Boot Kit				gs			L:88/Ø1=25/Ø2=61
		MT		01.93 -	26207	Boot Kit				gs			L:82/Ø1=24/Ø2=61
		2500 D (55 kW)	12.85 - 12.89	MT		Ch.-No. - 0189806	21290	Joint Kit			ws		27
MT				Ch.-No. 0189807 -	21239	Joint Kit			ws		27	A:25/F:25/O:52/X	
MT	x			Ch.-No. - 0189806	21242	Joint Kit			ws		27	A:25/F:25/O:54/X/ABS:90	
MT	x			Ch.-No. 0189807 -	21238	Joint Kit			ws		27	A:25/F:25/O:52/ABS:44	
MT					21311	Joint Kit				gs	29	G:25/Ø Joint:100	
MT				Ch.-No. - 0189806	26105	Boot Kit			ws				L:89/Ø1=24/Ø2=85
MT				Ch.-No. 0189807 -	26206	Boot Kit			ws				L:99/Ø1=23/Ø2=83
2500 TD (74 kW)	12.85 - 08.89	MT		Ch.-No. - 0189806	21290	Joint Kit			ws		27	A:25/F:25	
		MT		Ch.-No. 0189807 -	21239	Joint Kit			ws		27	A:25/F:25/O:52/X	
		MT	x	Ch.-No. - 0189806	21242	Joint Kit			ws		27	A:25/F:25/O:54/X/ABS:90	
		MT	x	Ch.-No. 0189807 -	21238	Joint Kit			ws		27	A:25/F:25/O:52/ABS:44	
MT			21311	Joint Kit				gs	29	G:25/Ø Joint:100			

		MT		Ch.-No. - 0189806	26105	Boot Kit			ws			L:89/Ø1=24/Ø2=85
		MT		Ch.-No. 0189807 -	26206	Boot Kit			ws			L:99/Ø1=23/Ø2=83
		MT			26063	Boot Kit				gs		L:88/Ø1=25/Ø2=61
2500 TD (85 kW)	05.89 - 08.96	MT		Ch.-No. - 0189806	21290	Joint Kit			ws		27	A:25/F:25
		MT		- 01.93, Ch.-No. 0189807 -	21239	Joint Kit			ws		27	A:25/F:25/O:52/X
		MT	x	Ch.-No. - 0189806	21242	Joint Kit			ws		27	A:25/F:25/O:54/X/ABS:90
		MT	x	- 01.93, Ch.-No. 0189807 -	21238	Joint Kit			ws		27	A:25/F:25/O:52/ABS:44
		MT	x	01.93 -	21240	Joint Kit			ws		27	A:27/F:25/ABS:44
		MT		- 01.93	21311	Joint Kit				gs	29	G:25/Ø Joint:100
		MT		01.93 -	21241	Joint Kit				gs	29	
		MT		Ch.-No. - 0189806	26105	Boot Kit			ws			L:89/Ø1=24/Ø2=85
		MT		Ch.-No. 0189807 -	26206	Boot Kit			ws			L:99/Ø1=23/Ø2=83
		MT		- 01.93	26063	Boot Kit				gs		L:88/Ø1=25/Ø2=61
		MT		01.93 -	26207	Boot Kit				gs		L:82/Ø1=24/Ø2=61
2500 TDE (77 kW)	12.91 - 08.96	MT		Ch.-No. - 0189806	21290	Joint Kit			ws		27	A:25/F:25
		MT		- 01.93, Ch.-No. 0189807 -	21239	Joint Kit			ws		27	A:25/F:25/O:52/X
		MT	x	Ch.-No. - 0189806	21242	Joint Kit			ws		27	A:25/F:25/O:54/X/ABS:90
		MT	x	- 01.93, Ch.-No. 0189807 -	21238	Joint Kit			ws		27	A:25/F:25/O:52/ABS:44
		MT	x	01.93 -	21240	Joint Kit			ws		27	A:27/F:25/ABS:44
		MT		- 01.93	21311	Joint Kit				gs	29	G:25/Ø Joint:100
		MT		01.93 -	21241	Joint Kit				gs	29	
		MT		Ch.-No. - 0189806	26105	Boot Kit			ws			L:89/Ø1=24/Ø2=85
		MT		Ch.-No. 0189807 -	26206	Boot Kit			ws			L:99/Ø1=23/Ø2=83
		MT		- 01.93	26063	Boot Kit				gs		L:88/Ø1=25/Ø2=61
		MT		01.93 -	26207	Boot Kit				gs		L:82/Ø1=24/Ø2=61
2500 V6 (119 kW)	06.93 - 08.96	MT	x		21240	Joint Kit			ws		27	A:27/F:25/ABS:44
		MT			21241	Joint Kit				gs	29	
		MT			26206	Boot Kit			ws			L:99/Ø1=23/Ø2=83
		MT			26207	Boot Kit				gs		L:82/Ø1=24/Ø2=61
<b>CROMA (194)</b>												
1.8 (103 kW)	12.05 -	MT			24635	Driveshaft	L					L:619/A:30/D:22
		MT			24636	Driveshaft	R				4	L:984/A:30/D:22
2.2 16V (108 kW)	06.05 -	MT			23798	Joint Kit			ws		27	A:30/F:25/DF:25.84/Z
		MT		TPE boot	22291	Boot Kit			ws			L:110/Ø1=26/Ø2=87
1.9 D Multijet (88 kW)	06.05 -	MT			24385	Joint Kit			ws			A:30/F:26/O:52.5/Z
		MT			24386	Boot Kit			ws			L:198.5/Ø1=26.8/Ø2=88
1.9 D Multijet (110 kW)	06.05 -	MT			24385	Joint Kit	L/R		ws			A:30/F:26/O:52.5/Z
		AT			24385	Joint Kit	R		ws			A:30/F:26/O:52.5/Z
		MT			24386	Boot Kit	L/R		ws			L:198.5/Ø1=26.8/Ø2=88
		AT			24386	Boot Kit	R		ws			L:198.5/Ø1=26.8/Ø2=88
2.4 D Multijet (147 kW)	06.05 -	MT			24385	Joint Kit			ws			A:30/F:26/O:52.5/Z
		MT			24386	Boot Kit			ws			L:198.5/Ø1=26.8/Ø2=88
<b>DOBLO / DOBLO CARGO (223)</b>												
1.2 (48 kW)	03.01 -	MT			22203	Joint Kit			ws		27	A:22/F:22/DF:22.68/O:51/Z
		MT		TPE boot	22204	Boot Kit			ws			L:87/Ø1=22/Ø2=78
		MT		with bearing, Ø 24.5	23190	Boot Kit				gs		L:90/Ø1=24.5/Ø2=79
1.3 JTD 16V (51 kW)	05.04 -	MT			22208	Joint Kit			ws		27	A:25/F:24/DF:24.8/O:51/Z
		MT		TPE boot	22209	Boot Kit			ws			L:122/Ø1=24.65/Ø2=82.5
1.3 D Multijet (55/62 kW)	10.05 -	MT			22203	Joint Kit			ws		27	A:22/F:22/DF:22.68/O:51/Z
		MT		TPE boot	22204	Boot Kit			ws			L:87/Ø1=22/Ø2=78

		Transm. MT Manual AT Autom.	with ABS Ring		Part-No.	Description	L Left R Right	F Front R Rear	Wheel Side	Gear Box Side	Pic. No.	Technical Specification  Further details on page I
---	---	---	---------------------	--	----------	-------------	-------------------------	-------------------------	---------------	---------------------	-------------	--




( FIAT )

( FIAT )

DOBLO / DOBLO CARGO (223)												
1.4 (57 kW)	10.05 -	MT			22203	Joint Kit			ws		27	A:22/F:22/DF:22.68/O:51/Z
		MT		TPE boot	22204	Boot Kit			ws			L:87/Ø1=22/Ø2=78
1.6 16V (76 kW)	10.01 -	MT			22203	Joint Kit			ws		27	A:22/F:22/DF:22.68/O:51/Z
		MT		TPE boot	22204	Boot Kit			ws			L:87/Ø1=22/Ø2=78
		MT			23192	Boot Kit				gs		L:93/Ø1=20/Ø2=61
1.6 Natural Power (76 kW)	09.02 -	MT			22203	Joint Kit			ws		27	A:22/F:22/DF:22.68/O:51/Z
		MT		TPE boot	22204	Boot Kit			ws			L:87/Ø1=22/Ø2=78
1.9 D (46 kW)	03.01 -	MT			22203	Joint Kit			ws		27	A:22/F:22/DF:22.68/O:51/Z
		MT		TPE boot	22204	Boot Kit			ws			L:87/Ø1=22/Ø2=78
		MT		TPE boot with bearing, Ø 24.5	23190	Boot Kit				gs		L:90/Ø1=24.5/Ø2=79
1.9 JTD (74/77/88 kW)	10.01 -	MT			22208	Joint Kit			ws		27	A:25/F:24/DF:24.8/O:51/Z
		MT		TPE boot	22209	Boot Kit			ws			L:122/Ø1=24.65/Ø2=82.5
		MT			23259	Boot Kit				gs		L:87/Ø1=22/Ø2=69
DUCATO (280)												
1.8 (49/51 kW)	01.82 - 12.88	MT			21648	Driveshaft	L				6	L:710/A:28/D:25
		MT		with intermediate bearing	21647	Driveshaft	R				9	L:1071/A:28/D:25
		MT			21257	Joint Kit			ws		27	A:28/F:27
		MT			21281	Tripod				gs	42	G:27/Ø Tripodroller:50.2
		MT			26167	Boot Kit			ws			L:152/Ø1=25/Ø2=98
1.9 D (52 kW)	02.87 - 08.90	MT			21648	Driveshaft	L				6	L:710/A:28/D:25
		MT		without intermediate bearing	21644	Driveshaft	R				6	L:1071/A:28/D:25
		MT			21257	Joint Kit			ws		27	A:28/F:27
		MT			21281	Tripod				gs	42	G:27/Ø Tripodroller:50.2
		MT			26167	Boot Kit			ws			L:152/Ø1=25/Ø2=98
1.9 TD (60 kW)	03.89 - 08.90	MT			21648	Driveshaft	L				6	L:710/A:28/D:25
		MT		without intermediate bearing	21644	Driveshaft	R				6	L:1071/A:28/D:25
		MT			21257	Joint Kit			ws		27	A:28/F:27
		MT			21281	Tripod				gs	42	G:27/Ø Tripodroller:50.2
		MT			26167	Boot Kit			ws			L:152/Ø1=25/Ø2=98
2.0 (55/58/62 kW)	01.82 - 08.90	MT			21648	Driveshaft	L				6	L:710/A:28/D:25
		MT		with intermediate bearing	21647	Driveshaft	R				9	L:1071/A:28/D:25
		MT			21257	Joint Kit			ws		27	A:28/F:27
		MT			21281	Tripod				gs	42	G:27/Ø Tripodroller:50.2
		MT			26167	Boot Kit			ws			L:152/Ø1=25/Ø2=98
2.4 D (53 kW)	01.82 - 08.90	MT			21257	Joint Kit			ws		27	A:28/F:27
		MT			26167	Boot Kit			ws			L:152/Ø1=25/Ø2=98
2.5 D (55 kW)	01.82 - 08.90	MT			21648	Driveshaft	L				6	L:710/A:28/D:25
		MT		without intermediate bearing	21644	Driveshaft	R				6	L:1071/A:28/D:25
		MT		with intermediate bearing	21647	Driveshaft	R				9	L:1071/A:28/D:25
		MT			21257	Joint Kit			ws		27	A:28/F:27
		MT			21281	Tripod				gs	42	G:27/Ø Tripodroller:50.2



		MT			<b>26167</b>	Boot Kit			ws			L:152/Ø1=25/Ø2=98
2.5 D 4X4 (55 kW)	01.87 - 08.90	MT			<b>21648</b>	Driveshaft	L	F			6	L:710/A:28/D:25
		MT		without intermediate bearing	<b>21644</b>	Driveshaft	R	F			6	L:1071/A:28/D:25
		MT		with intermediate bearing	<b>21647</b>	Driveshaft	R	F			9	L:1071/A:28/D:25
		MT			<b>21257</b>	Joint Kit		F	ws		27	A:28/F:27
		MT			<b>21281</b>	Tripod		F		gs	42	G:27/Ø Tripodroller:50.2
		MT			<b>26167</b>	Boot Kit		F	ws			
2.5 TD (68 kW)	01.86 - 08.90	MT			<b>21648</b>	Driveshaft	L				6	L:710/A:28/D:25
		MT		without intermediate bearing	<b>21644</b>	Driveshaft	R				6	L:1071/A:28/D:25
		MT		with intermediate bearing	<b>21647</b>	Driveshaft	R				9	L:1071/A:28/D:25
		MT			<b>21257</b>	Joint Kit			ws		27	A:28/F:27
		MT			<b>21281</b>	Tripod				gs	42	G:27/Ø Tripodroller:50.2
		MT			<b>26167</b>	Boot Kit			ws			
2.5 TD 4X4 (68 kW)	01.86 - 08.90	MT			<b>21648</b>	Driveshaft	L	F			6	L:710/A:28/D:25
		MT		without intermediate bearing	<b>21644</b>	Driveshaft	R	F			6	L:1071/A:28/D:25
		MT		with intermediate bearing	<b>21647</b>	Driveshaft	R	F			9	L:1071/A:28/D:25
		MT			<b>21257</b>	Joint Kit		F	ws		27	A:28/F:27
		MT			<b>21281</b>	Tripod		F		gs	42	G:27/Ø Tripodroller:50.2
		MT			<b>26167</b>	Boot Kit		F	ws			
<b>DUCATO (290)</b>												
1.9 D (52 kW)	07.90 - 03.94	MT			<b>21648</b>	Driveshaft	L				6	L:710/A:28/D:25
		MT		without intermediate bearing	<b>21644</b>	Driveshaft	R				6	L:1071/A:28/D:25
		MT			<b>21257</b>	Joint Kit			ws		27	A:28/F:27
		MT			<b>21281</b>	Tripod				gs	42	G:27/Ø Tripodroller:50.2
		MT			<b>26167</b>	Boot Kit			ws			
1.9 TD (60 kW)	03.89 - 03.94	MT			<b>21648</b>	Driveshaft	L				6	L:710/A:28/D:25
		MT		without intermediate bearing	<b>21644</b>	Driveshaft	R				6	L:1071/A:28/D:25
		MT			<b>21257</b>	Joint Kit			ws		27	A:28/F:27
		MT			<b>21281</b>	Tripod				gs	42	G:27/Ø Tripodroller:50.2
		MT			<b>26167</b>	Boot Kit			ws			
2.0 (62 kW)	07.90 - 03.94	MT			<b>21648</b>	Driveshaft	L				6	L:710/A:28/D:25
		MT		with intermediate bearing	<b>21647</b>	Driveshaft	R				9	L:1071/A:28/D:25
		MT			<b>21257</b>	Joint Kit			ws		27	A:28/F:27
		MT			<b>21281</b>	Tripod				gs	42	G:27/Ø Tripodroller:50.2
		MT			<b>26167</b>	Boot Kit			ws			
2.5 D (55 kW)	07.90 - 03.94	MT			<b>21648</b>	Driveshaft	L				6	L:710/A:28/D:25
		MT		without intermediate bearing	<b>21644</b>	Driveshaft	R				6	L:1071/A:28/D:25
		MT		with intermediate bearing	<b>21647</b>	Driveshaft	R				9	L:1071/A:28/D:25
		MT			<b>21257</b>	Joint Kit			ws		27	A:28/F:27
		MT			<b>21281</b>	Tripod				gs	42	G:27/Ø Tripodroller:50.2
		MT			<b>26167</b>	Boot Kit			ws			
2.5 D 4X4 (55 kW)	07.90 - 03.94	MT			<b>21648</b>	Driveshaft	L	F			6	L:710/A:28/D:25
		MT		without intermediate bearing	<b>21644</b>	Driveshaft	R	F			6	L:1071/A:28/D:25
		MT		with intermediate bearing	<b>21647</b>	Driveshaft	R	F			9	L:1071/A:28/D:25
		MT			<b>21257</b>	Joint Kit		F	ws		27	A:28/F:27
		MT			<b>21281</b>	Tripod		F		gs	42	G:27/Ø Tripodroller:50.2
		MT			<b>26167</b>	Boot Kit		F	ws			
2.5 TD (70 kW)	07.90 - 03.94	MT			<b>21648</b>	Driveshaft	L				6	L:710/A:28/D:25
		MT		without intermediate bearing	<b>21644</b>	Driveshaft	R				6	L:1071/A:28/D:25
		MT		with intermediate bearing	<b>21647</b>	Driveshaft	R				9	L:1071/A:28/D:25
		MT			<b>21257</b>	Joint Kit			ws		27	A:28/F:27




		Transm.	with ABS Ring		Part-No.	Description	L	F	Wheel Side	Gear Box Side	Pic. No.	Technical Specification  Further details on page I
		MT Manual AT Autom.					Left R	Front R				

( FIAT )

( FIAT )

DUCATO (290)												
2.5 TD (70 kW)	07.90 - 03.94	MT			21281	Tripod				gs	42	G:27/Ø Tripodroller:50.2
		MT			26167	Boot Kit			ws			L:152/Ø1=25/Ø2=98
2.5 TD 4X4 (70 kW)	07.90 - 03.94	MT			21648	Driveshaft	L	F			6	L:710/A:28/D:25
		MT	x	without intermediate bearing	21644	Driveshaft	R	F			6	L:1071/A:28/D:25
		MT		with intermediate bearing	21647	Driveshaft	R	F			9	L:1071/A:28/D:25
		MT			21257	Joint Kit		F	ws		27	A:28/F:27
		MT			21281	Tripod		F		gs	42	G:27/Ø Tripodroller:50.2
		MT			26167	Boot Kit		F	ws			L:152/Ø1=25/Ø2=98
DUCATO (230)												
all types	03.94 - 04.02	MT		gear ME5/ML, load capacity: 1000/1400 kg	20940	Driveshaft	L					A:28/D:37
		MT		gear MG, load capacity: 1000/1400 kg	20944	Driveshaft	L					A:28/D:41
		MT	x	gear ME5/ML, load capacity: 1000/1400 kg	20942	Driveshaft	L				6	A:28/D:37/ABS:54
		MT	x	gear MG, load capacity: 1000/1400 kg	20946	Driveshaft	L				6	A:28/D:41/ABS:54
		MT		gear MG, load capacity: 1800 kg	20948	Driveshaft	L					L:785/A:35/D:41
		MT	x	gear MG, load capacity: 1800 kg	20950	Driveshaft	L					A:35/D:41/ABS:54
		MT		gear ME5/ML, load capacity: 1000/1400 kg	20941	Driveshaft	R					A:28/D:37
		MT		gear MG, load capacity: 1000/1400 kg	20945	Driveshaft	R					A:28/D:41
		MT	x	gear ME5/ML, load capacity: 1000/1400 kg	20943	Driveshaft	R					A:28/D:37/ABS:54
		MT	x	gear MG, load capacity: 1000/1400 kg	20947	Driveshaft	R				9	A:28/D:41/ABS:54
		MT		gear MG, load capacity: 1800 kg	20949	Driveshaft	R					A:35/D:41
		MT	x	gear MG, load capacity: 1800 kg	20951	Driveshaft	R					A:35/D:41/ABS:54
		MT		load capacity: 1000/1400 kg	20987	Joint Kit			ws		27	A:28/F:39/DF:28.7/O:63/X
		MT		load capacity: 1800 kg	20634	Joint Kit			ws		27	A:35/F:45/O:70/X
		MT	x	load capacity: 1000/1400 kg	20986	Joint Kit			ws		27	A:28/F:39/DF:28.7/O:63/X/ABS:54
		MT	x	load capacity: 1800 kg	20633	Joint Kit			ws		27	A:35/F:45/O:70/X/ABS:54
		MT		load capacity: 1000/1400 kg	26167	Boot Kit			ws			L:152/Ø1=25/Ø2=98
		MT		load capacity: 1800 kg	20635	Boot Kit			ws			L:90/Ø1=33/Ø2=110
		MT		load capacity: 1000/1400 kg	21169	Boot Kit				gs		L:93/Ø1=28/Ø2=72
		MT		load capacity: 1800 kg	23204	Boot Kit				gs		L:98/Ø1=32/Ø2=87
all types 4x4	03.94 - 04.02	MT		gear ME5/ML, load capacity: 1000/1400 kg	20940	Driveshaft	L	F				A:28/D:37
		MT		gear MG, load capacity: 1000/1400 kg	20944	Driveshaft	L	F				A:28/D:41
		MT	x	gear ME5/ML, load capacity: 1000/1400 kg	20942	Driveshaft	L	F			6	A:28/D:37/ABS:54
		MT	x	gear MG, load capacity: 1000/1400 kg	20946	Driveshaft	L	F			6	A:28/D:41/ABS:54
		MT		gear MG, load capacity: 1800 kg	20948	Driveshaft	L	F				L:785/A:35/D:41
		MT	x	gear MG, load capacity: 1800 kg	20950	Driveshaft	L	F				A:35/D:41/ABS:54
		MT		gear ME5/ML, load capacity: 1000/1400 kg	20941	Driveshaft	R	F				A:28/D:37
		MT		gear MG, load capacity: 1000/1400 kg	20945	Driveshaft	R	F				A:28/D:41
		MT	x	gear ME5/ML, load capacity: 1000/1400 kg	20943	Driveshaft	R	F				A:28/D:37/ABS:54
		MT	x	gear MG, load capacity: 1000/1400 kg	20947	Driveshaft	R	F			9	A:28/D:41/ABS:54
		MT		gear MG, load capacity: 1800 kg	20949	Driveshaft	R	F				A:35/D:41
		MT	x	gear MG, load capacity: 1800 kg	20951	Driveshaft	R	F				A:35/D:41/ABS:54

		MT		load capacity: 1000/1400 kg	20987	Joint Kit		F	ws		27	A:28/F:39/DF:28.7/0:63/X
		MT		load capacity: 1800 kg	20634	Joint Kit		F	ws		27	A:35/F:45/0:70/X
		MT	x	load capacity: 1000/1400 kg	20986	Joint Kit		F	ws		27	A:28/F:39/DF:28.7/0:63/X/ABS:54
		MT	x	load capacity: 1800 kg	20633	Joint Kit		F	ws		27	A:35/F:45/0:70/X/ABS:54
		MT		load capacity: 1000/1400 kg	26167	Boot Kit		F	ws			L:152/Ø1=25/Ø2=98
		MT		load capacity: 1800 kg	20635	Boot Kit		F	ws			L:90/Ø1=33/Ø2=110
		MT		load capacity: 1000/1400 kg	21169	Boot Kit		F		gs		L:93/Ø1=28/Ø2=72
		MT		load capacity: 1800 kg	23204	Boot Kit		F		gs		L:98/Ø1=32/Ø2=87
<b>DUCATO (244)</b>												
2.0 (81 kW)	04.02 -	MT	x	load capacity: 1000/1400 kg	20986	Joint Kit			ws		27	A:28/F:39/DF:28.7/0:63/X/ABS:54
		MT	x	load capacity: 1800 kg	20633	Joint Kit			ws		27	A:35/F:45/0:70/X/ABS:54
		MT		load capacity: 1000/1400 kg	26167	Boot Kit			ws			L:152/Ø1=25/Ø2=98
		MT		load capacity: 1800 kg	20635	Boot Kit			ws			L:90/Ø1=33/Ø2=110
2.0 JTD (62 kW)	04.02 -	MT	x	load capacity: 1000/1400 kg	20986	Joint Kit			ws		27	A:28/F:39/DF:28.7/0:63/X/ABS:54
		MT		load capacity: 1000/1400 kg	26167	Boot Kit			ws			L:152/Ø1=25/Ø2=98
2.3 JTD (81 kW)	04.02 -	MT	x	load capacity: 1000/1400 kg	20986	Joint Kit			ws		27	A:28/F:39/DF:28.7/0:63/X/ABS:54
		MT	x	load capacity: 1800 kg	20633	Joint Kit			ws		27	A:35/F:45/0:70/X/ABS:54
		MT		load capacity: 1000/1400 kg	26167	Boot Kit			ws			L:152/Ø1=25/Ø2=98
		MT		load capacity: 1800 kg	20635	Boot Kit			ws			L:90/Ø1=33/Ø2=110
2.8 JTD (94 kW)	04.02 -	MT	x	load capacity: 1000/1400 kg	20986	Joint Kit			ws		27	A:28/F:39/DF:28.7/0:63/X/ABS:54
		MT	x	load capacity: 1800 kg	20633	Joint Kit			ws		27	A:35/F:45/0:70/X/ABS:54
		MT		load capacity: 1000/1400 kg	26167	Boot Kit			ws			L:152/Ø1=25/Ø2=98
		MT		load capacity: 1800 kg	20635	Boot Kit			ws			L:90/Ø1=33/Ø2=110
		MT		load capacity: 1800 kg, TPE boot	22992	Boot Kit			ws			L:160/Ø1=33/Ø2=110
		MT		load capacity: 1800 kg	23204	Boot Kit				gs		L:98/Ø1=32/Ø2=87
2.8 JTD 4x4 (94 kW)	07.02 -	MT	x	load capacity: 1000/1400 kg	20986	Joint Kit		F	ws		27	A:28/F:39/DF:28.7/0:63/X/ABS:54
		MT		load capacity: 1000/1400 kg	26167	Boot Kit		F	ws			L:152/Ø1=25/Ø2=98
<b>DUCATO</b>												
100 Multijet 2.2 D (74 kW)	07.06 -	MT5/MT6		gear MLGU	24282	Joint Kit			ws		27	A:35/F:29/0:71.6/Z/Ø Joint:106
		MT5/MT6		gear MLGU	24285	Joint Kit			ws		27	A:35/F:27/0:71.6/Ø Joint:98
		MT5/MT6		gear MLGU, without bearing	24287	Joint Kit	L			gs	31	A:41/G:29/Ø Joint:97/Ø Tripodroller:42.1
		MT5/MT6		gear MLGU, without bearing	24290	Joint Kit	L			gs	31	A:41/G:27/Ø Joint:89/Ø Tripodroller:43.7
		MT5/MT6		gear MLGU, with bearing	24289	Joint Kit	R			gs	31	A:41/G:29/Ø Joint:97/Ø Tripodroller:42.1
		MT5/MT6		gear MLGU, with bearing	24292	Joint Kit	R			gs	31	A:41/G:27/Ø Joint:89/Ø Tripodroller:43.7
		MT5/MT6		gear MLGU, TPE boot	24286	Boot Kit			ws			L:141/Ø1=28.5/Ø2=97.6
		MT5/MT6		gear MLGU, TPE boot	24283	Boot Kit			ws			L:136.25/Ø1=31.5/Ø2=105.2
		MT5/MT6		gear MLGU	24288	Boot Kit				gs		L:96.15/Ø1=28.6/Ø2=102
		MT5/MT6		gear MLGU	24291	Boot Kit				gs		L:96.2/Ø1=27.55/Ø2=95.5
120 Multijet 2.3 D (88 kW)	07.06 -	MT5/MT6		gear MLGU	24282	Joint Kit			ws		27	A:35/F:29/0:71.6/Z/Ø Joint:106
		MT5/MT6		gear MLGU	24285	Joint Kit			ws		27	A:35/F:27/0:71.6/Ø Joint:98
		MT5/MT6		gear MLGU, without bearing	24287	Joint Kit	L			gs	31	A:41/G:29/Ø Joint:97/Ø Tripodroller:42.1
		MT5/MT6		gear MLGU, without bearing	24290	Joint Kit	L			gs	31	A:41/G:27/Ø Joint:89/Ø Tripodroller:43.7
		MT5/MT6		gear MLGU, with bearing	24289	Joint Kit	R			gs	31	A:41/G:29/Ø Joint:97/Ø Tripodroller:42.1
		MT5/MT6		gear MLGU, with bearing	24292	Joint Kit	R			gs	31	A:41/G:27/Ø Joint:89/Ø Tripodroller:43.7
		MT5/MT6		gear MLGU, TPE boot	24286	Boot Kit			ws			L:141/Ø1=28.5/Ø2=97.6
		MT5/MT6		gear MLGU, TPE boot	24283	Boot Kit			ws			L:136.25/Ø1=31.5/Ø2=105.2
		MT5/MT6		gear MLGU	24288	Boot Kit				gs		L:96.15/Ø1=28.6/Ø2=102
		MT5/MT6		gear MLGU	24291	Boot Kit				gs		L:96.2/Ø1=27.55/Ø2=95.5
160 Multijet Power 3.0 D (116 kW)	07.06 -	MT6		gear M40 CV6	24284	Joint Kit			ws		27	A:35/F:29/0:71.6/X/Ø Joint:106
		MT6		gear M40 CV6, without bearing	24293	Joint Kit	L			gs	31	A:31/G:29/Ø Joint:97/Ø Tripodroller:42.1




		Transm.	with ABS Ring		Part-No.	Description	L Left R Right	F Front R Rear	Wheel Side	Gear Box Side	Pic. No.	Technical Specification  Further details on page I
		MT Manual AT Autom.										

( FIAT )

( FIAT )

<b>DUCATO</b>												
160 Multijet Power 3.0 D (116 kW)	07.06 -	MT6		gear M40 CV6, with bearing	24294	Joint Kit	R			gs	31	A:31/G:29/Ø Joint:97/Ø Tripodroller:42.1
		MT6		gear M40 CV6, TPE	24283	Boot Kit			ws			L:136.25/Ø1=31.5/Ø2=105.2
		MT6		gear M40 CV6	24288	Boot Kit				gs		L:96.15/Ø1=28.6/Ø2=102
<b>DUNA</b>												
60 1.1 (43 kW)	01.87 - 12.91	MT		Ch.-No. 2511998 -	21252	Joint Kit			ws		27	A:22/F:20/O:48/Z
		MT		Ch.-No. 2511998 -	26001	Boot Kit			ws			L:83/Ø1=21/Ø2=70
70 1.3 (49 kW)	01.87 - 12.91	MT		Ch.-No. 2511998 -	21252	Joint Kit			ws		27	A:22/F:20/O:48/Z
		MT		Ch.-No. 2511998 -	26001	Boot Kit			ws			L:83/Ø1=21/Ø2=70
		MT			26253	Boot Kit				gs		L:71/Ø1=22/Ø2=65
DS 1.7 (44 kW)	01.87 - 12.91	MT		Ch.-No. 2511998 -	21252	Joint Kit			ws		27	A:22/F:20/O:48/Z
		MT		Ch.-No. 2511998 -	26001	Boot Kit			ws			L:83/Ø1=21/Ø2=70
		MT			26253	Boot Kit				gs		L:71/Ø1=22/Ø2=65
<b>ELBA (BRAZIL)</b>												
1.3, 1.5, 1.6	01.86 -	MT			21252	Joint Kit			ws		27	A:22/F:20/O:48/Z
		MT			21213	Joint			ws		34	A:22/F:20/O:48/Z
		MT			26001	Boot Kit			ws			L:83/Ø1=21/Ø2=70
<b>FIORINO (127)</b>												
900 (33 kW)	10.77 - 12.84	MT		Ch.-No. - 8817481	21250	Joint Kit			ws		27	A:20/F:20/O:43/Z
		MT		Ch.-No. 8817482 -	21252	Joint Kit			ws		27	A:22/F:20/O:48/Z
		MT			21274	Tripod				gs	42	G:20/Ø Tripodroller:29
		MT			26001	Boot Kit			ws			L:83/Ø1=21/Ø2=70
1050 (37 kW)	01.80 - 12.87	MT			21252	Joint Kit			ws		27	A:22/F:20/O:48/Z
		MT		- 12.83	26001	Boot Kit			ws			L:83/Ø1=21/Ø2=70
		MT		01.84 -	26026	Boot Kit			ws			L:106/Ø1=19/Ø2=73
<b>FIORINO (147)</b>												
1.0 (37 kW)	01.80 - 12.87	MT			21252	Joint Kit			ws		27	A:22/F:20/O:48/Z
		MT			21276	Tripod				gs	42	G:20/Ø Tripodroller:28
		MT		- 12.83	26001	Boot Kit			ws			L:83/Ø1=21/Ø2=70
		MT		01.84 -	26026	Boot Kit			ws			L:106/Ø1=19/Ø2=73
1.0 (41 kW)	12.86 - 04.88	MT			21276	Tripod				gs	42	G:20/Ø Tripodroller:28
1.1 60 (40 kW)	11.86 - 04.88	MT			21276	Tripod				gs	42	G:20/Ø Tripodroller:28
1.3 (49 kW)	12.87 - 08.93	MT			21276	Tripod				gs	42	G:20/Ø Tripodroller:28
1.3 Diesel (33 kW)	03.82 - 12.87	MT			21252	Joint Kit			ws		27	A:22/F:20/O:48/Z
		MT			21276	Tripod				gs	42	G:20/Ø Tripodroller:28
		MT			26001	Boot Kit			ws			L:83/Ø1=21/Ø2=70
		MT			21251	Boot Kit				gs		L:84/Ø1=25/Ø2=64
1.5 (55 kW)	01.88 - 08.93	MT			21276	Tripod				gs	42	G:20/Ø Tripodroller:28
1.7 Diesel (42 kW)	01.88 -	MT			21276	Tripod				gs	42	G:20/Ø Tripodroller:28
		MT			26253	Boot Kit				gs		L:71/Ø1=22/Ø2=65

1.7 Diesel (44 kW)	12.87 - 12.90	MT			21276	Tripod			gs	42	G:20/Ø Tripodroller:28
<b>FIORINO VAN (146 UNO)</b>											
60 1.1 (40 kW)	05.88 - 12.93	MT			21255	Joint Kit			ws	27	A:20/F:20/O:43/Z
		MT			26001	Boot Kit			ws		L:83/Ø1=21/Ø2=70
65 1.7 TD (46 kW)	01.97 - 05.01	MT		TPE boot	21145	Joint Kit			ws	27	A:22/F:22/O:52/Z
		MT	x	TPE boot	21144	Joint Kit			ws	27	A:22/F:22/O:52/Z/ABS:44
		MT		TPE boot	21138	Boot Kit			ws		L:87/Ø1=22.5/Ø2=82
70 i.e. 1.4 (49 kW)	05.94 - 05.00	MT			21255	Joint Kit			ws	27	A:20/F:20/O:43/Z
		MT			26001	Boot Kit			ws		L:83/Ø1=21/Ø2=70
75 i.e. 1.5 (55 kW)	05.88 - 12.93	MT			21255	Joint Kit			ws	27	A:20/F:20/O:43/Z
		MT			26001	Boot Kit			ws		L:83/Ø1=21/Ø2=70
75 i.e. 1.6 (55 kW)	10.93 - 05.01	MT		TPE boot	21146	Joint Kit			ws	27	A:22/F:20/O:52/Z
		MT		TPE boot	21139	Boot Kit			ws		L:89/Ø1=22/Ø2=77
<b>FIORINO VAN</b>											
1.3 D Multijet (55 kW)	02.08 -	MT			24693	Joint Kit			ws	27	A:25/F:24/DF:24.8/O:51/Z
		MT		TPE boot	22209	Boot Kit			ws		L:122/Ø1=24.65/Ø2=82.5
<b>FIORINO PICK UP (146)</b>											
1.4 (49 kW)	05.94 - 05.01	MT			21255	Joint Kit			ws	27	A:20/F:20/O:43/Z
		MT			26001	Boot Kit			ws		L:83/Ø1=21/Ø2=70
1.6 (55 kW)	01.94 - 05.01	MT		TPE boot	21146	Joint Kit			ws	27	A:22/F:20/O:52/Z
		MT		TPE boot	21139	Boot Kit			ws		L:89/Ø1=22/Ø2=77
1.7 D (42 kW)	10.93 - 10.99	MT		TPE boot	21146	Joint Kit			ws	27	A:22/F:20/O:52/Z
		MT		TPE boot	21139	Boot Kit			ws		L:89/Ø1=22/Ø2=77
1.7 D (44 kW)	05.88 - 10.99	MT			21252	Joint Kit			ws	27	A:22/F:20/O:48/Z
		MT			26001	Boot Kit			ws		L:83/Ø1=21/Ø2=70
<b>IDEA</b>											
1.4 16V (70 kW)	01.04 -	MT		TPE boot	21147	Joint Kit			ws	27	A:22/F:21/O:51/Z
		MT		TPE boot	21140	Boot Kit			ws		L:89/Ø1=22/Ø2=75
1.3 JTD (51 kW)	01.04 -	MT			24347	Driveshaft	L			26	L:479.5/A:25
		MT		09.05 - 07.06	24348	Driveshaft	R			26	L:494.5/A:25
		MT		07.06 -	24344	Driveshaft	R			26	L:497/A:25
		MT			24295	Joint Kit			ws	27	A:25/F:23/O:51/Z
		MT			23677	Joint Kit			gs	29	G:25/Ø Joint:100
		MT		TPE boot	24296	Boot Kit			ws		L:120.25/Ø1=24.5/Ø2=81.6
		MT			23678	Boot Kit			gs		L:81/Ø1=25/Ø2=58
1.3 D Multijet (66 kW)	10.05 -	MT			24179	Driveshaft	L			26	L:475/A:25/Ø Tripodroller:35
		MT			24178	Driveshaft	R			26	L:491/A:25/Ø Tripodroller:35
		MT			24693	Joint Kit			ws	27	A:25/F:24/DF:24.8/O:51/Z
		MT		TPE boot	22209	Boot Kit			ws		L:122/Ø1=24.65/Ø2=82.5
1.9 JTD (74 kW)	01.04 -	MT			24693	Joint Kit			ws	27	A:25/F:24/DF:24.8/O:51/Z
		MT		TPE boot	22209	Boot Kit			ws		L:122/Ø1=24.65/Ø2=82.5
<b>LINEA</b>											
1.3 D Multijet (66 kW)	06.07 -	semi-AT			24693	Joint Kit			ws	27	A:25/F:24/DF:24.8/O:51/Z
		semi-AT		TPE boot	22209	Boot Kit			ws		L:122/Ø1=24.65/Ø2=82.5
<b>MAREA</b>											
1.4 80 12V (59 kW)	09.96 -	MT/AT			21329	Joint Kit			ws	27	A:22/F:20/O:46/Z
		MT/AT	x		21231	Joint Kit			ws	27	A:22/F:20/O:46/Z/ABS:44
		MT/AT		TPE boot	26188	Boot Kit			ws		L:89/Ø1=22/Ø2=77

		Transm.	with ABS Ring		Part-No.	Description	L	F	Wheel Side	Gear Box Side	Pic. No.	Technical Specification  Further details on page I
		MT Manual AT Autom.					Left R Right	Front R Rear				

( FIAT )

( FIAT )

MAREA													
1.6 100 16V (76 kW)	09.96 -	MT		VET-No. - 0176272	22940	Driveshaft	L				26	L:600/A:25/Ø Tripodroller:32	
		MT	x	VET-No. - 0176272	22903	Driveshaft	L				26	L:600/A:25/ABS:44/Ø Tripodroller:32	
		MT		VET-No. - 0176272	22941	Driveshaft	R					26	L:970/A:25/Ø Tripodroller:32
		MT	x	VET-No. - 0176272	22904	Driveshaft	R					26	L:970/A:25/ABS:44/Ø Tripodroller:32
		MT/AT			20991	Joint Kit			ws			27	A:25/F:22/O:52/Z
		MT/AT	x		20992	Joint Kit			ws			27	A:25/F:22/O:52/Z/ABS:44
1.6 100 16V Bipower (76 kW)	04.99 -	MT/AT		TPE boot	20988	Boot Kit			ws			L:81/Ø1=22/Ø2=81	
		MT/AT		TPE boot	21148	Joint Kit			ws		27	A:25/F:22/O:51/Z	
		MT/AT		TPE boot	20988	Boot Kit			ws			L:81/Ø1=22/Ø2=81	
1.8 115 16V (83 kW)	09.96 -	MT/AT		TPE boot	20993	Joint Kit			ws		27	A:25/F:25/O:52/Z	
		MT/AT	x	TPE boot	20994	Joint Kit			ws		27	A:25/F:25/O:52/Z/ABS:44	
		MT/AT		VET-No. 0072270 -, 5014547 -	23677	Joint Kit	R			gs	29	G:25/Ø Joint:100	
		MT/AT		TPE boot	20989	Boot Kit			ws			L:100/Ø1=27/Ø2=86	
		MT/AT		VET-No. 0072270 -, 5014547 -	23678	Boot Kit	R			gs		L:81/Ø1=25/Ø2=58	
1.9 TD 75 (55 kW)	09.96 -	MT			20344	Driveshaft	L/R				3	L:494.5/A:25	
		MT	x		20345	Driveshaft	L/R				3	L:494.5/A:25/ABS:44	
		MT/AT		TPE boot	20993	Joint Kit			ws		27	A:25/F:25/O:52/Z	
		MT/AT	x	TPE boot	20994	Joint Kit			ws		27	A:25/F:25/O:52/Z/ABS:44	
		MT/AT		TPE boot	20989	Boot Kit			ws			L:100/Ø1=27/Ø2=86	
1.9 TD 100 (74 kW)	09.96 -	MT			20344	Driveshaft	L/R				3	L:494.5/A:25	
		MT	x		20345	Driveshaft	L/R				3	L:494.5/A:25/ABS:44	
		MT/AT		TPE boot	20993	Joint Kit			ws		27	A:25/F:25/O:52/Z	
		MT/AT	x	TPE boot	20994	Joint Kit			ws		27	A:25/F:25/O:52/Z/ABS:44	
		MT/AT		TPE boot	20989	Boot Kit			ws			L:100/Ø1=27/Ø2=86	
1.9 JTD 105 (77 kW)	04.99 - 01.01	MT		TPE boot	21150	Joint Kit			ws		27	A:25/F:25/O:51/Z	
		MT		TPE boot	20989	Boot Kit			ws			L:100/Ø1=27/Ø2=86	
1.9 JTD 110 (81 kW)	01.01 -	MT			23677	Joint Kit	R			gs	29	G:25/Ø Joint:100	
		MT			23678	Boot Kit	R			gs		L:81/Ø1=25/Ø2=58	
2.0 150 20V (108 kW)	09.96 - 04.99	MT/AT			20995	Joint Kit			ws		27	A:25/F:25/O:59/Z	
		MT/AT	x		20996	Joint Kit			ws		27	A:25/F:25/O:59/Z/ABS:44	
		MT/AT			23677	Joint Kit	R			gs	29	G:25/Ø Joint:100	
		MT/AT		TPE boot	20989	Boot Kit			ws			L:100/Ø1=27/Ø2=86	
		MT/AT			23678	Boot Kit	R			gs		L:81/Ø1=25/Ø2=58	
2.0 150 20V (110 kW)	01.01 -	MT			23677	Joint Kit				gs	29	G:25/Ø Joint:100	
		MT			23678	Boot Kit				gs		L:81/Ø1=25/Ø2=58	
2.0 155 20V (113 kW)	04.99 - 01.01	MT		TPE boot	20993	Joint Kit			ws		27	A:25/F:25/O:52/Z	
		MT			20997	Joint Kit			ws		27	A:25/F:25/O:52/Z	
		MT	x	TPE boot	20994	Joint Kit			ws		27	A:25/F:25/O:52/Z/ABS:44	
		MT	x		20998	Joint Kit			ws		27	A:25/F:25/O:52/Z/ABS:44	
		MT			23677	Joint Kit				gs	29	G:25/Ø Joint:100	
		MT		TPE boot	20989	Boot Kit			ws			L:100/Ø1=27/Ø2=86	

		MT			20990	Boot Kit			ws			L:99/Ø1=23/Ø2=83
		MT			23678	Boot Kit			gs			L:81/Ø1=25/Ø2=58
2.4 TD 125 (91 kW)	09.96 - 04.99	MT			20346	Driveshaft	L/R				1	L:492.5/A:25
		MT	x		20343	Driveshaft	L/R				3	L:482.5/A:25/ABS:44
		MT/AT			23844	Joint Kit			ws		27	A:25/F:28/O:59/Z
		MT/AT	x		23839	Joint Kit			ws		27	A:25/F:28/O:59/Z/ABS:44
		MT/AT			26088	Boot Kit			ws			L:82/Ø1=24/Ø2=92
2.4 JTD 130 (96 kW)	04.99 -	MT			21154	Joint Kit			ws		27	A:25/F:28/O:59/Z
		MT			21143	Boot Kit			ws			L:82/Ø1=24/Ø2=92
<b>MULTIPLA (186)</b>												
1.6 100 16V (76 kW)	04.99 -	MT		TPE boot	21148	Joint Kit			ws		27	A:25/F:22/O:51/Z
		MT		TPE boot	20988	Boot Kit			ws			L:81/Ø1=22/Ø2=81
1.6 16V Bipower (76 kW)	04.99 -	MT		TPE boot	21148	Joint Kit			ws		27	A:25/F:22/O:51/Z
		MT		TPE boot	20988	Boot Kit			ws			L:81/Ø1=22/Ø2=81
1.6 16V Blupower (70 kW)	04.99 -	MT		TPE boot	21148	Joint Kit			ws		27	A:25/F:22/O:51/Z
		MT		TPE boot	20988	Boot Kit			ws			L:81/Ø1=22/Ø2=81
1.9 JTD 105 (77 kW)	04.99 -	MT		TPE boot	21150	Joint Kit			ws		27	A:25/F:25/O:51/Z
		MT		gear CF2	23677	Joint Kit	R		gs		29	G:25/Ø Joint:100
		MT		TPE boot	20989	Boot Kit			ws			L:100/Ø1=27/Ø2=86
		MT		gear CF2	23678	Boot Kit	R		gs			L:81/Ø1=25/Ø2=58
1.9 JTD 110 (81 kW)	03.01 - 07.02	MT		gear CF3	23677	Joint Kit	R		gs		29	G:25/Ø Joint:100
		MT		gear CF3	23678	Boot Kit	R		gs			L:81/Ø1=25/Ø2=58
1.9 JTD 115 (85 kW)	07.02 -	MT		gear CF3	23677	Joint Kit	R		gs		29	G:25/Ø Joint:100
		MT		gear CF3	23678	Boot Kit	R		gs			L:81/Ø1=25/Ø2=58
<b>OGGI (BRAZIL)</b>												
1.05, 1.3	01.83 - 12.85	MT			21250	Joint Kit			ws		27	A:20/F:20/O:43/Z
		MT			26001	Boot Kit			ws			L:83/Ø1=21/Ø2=70
<b>PALIO</b>												
1.0 (45/56 kW)	04.96 -	MT		TPE boot	21146	Joint Kit			ws		27	A:22/F:20/O:52/Z
		MT	x	TPE boot	21144	Joint Kit			ws		27	A:22/F:22/O:52/Z/ABS:44
		MT		TPE boot	21139	Boot Kit			ws			L:89/Ø1=22/Ø2=77
		MT		ABS, TPE boot	21138	Boot Kit			ws			L:87/Ø1=22.5/Ø2=82
1.2 (54 kW)	04.96 - 02.01	MT		TPE boot	21146	Joint Kit			ws		27	A:22/F:20/O:52/Z
		MT	x	TPE boot	21144	Joint Kit			ws		27	A:22/F:22/O:52/Z/ABS:44
		MT		TPE boot	21139	Boot Kit			ws			L:89/Ø1=22/Ø2=77
		MT		ABS, TPE boot	21138	Boot Kit			ws			L:87/Ø1=22.5/Ø2=82
1.4 (51 kW)	04.96 -	MT		TPE boot	21146	Joint Kit			ws		27	A:22/F:20/O:52/Z
		MT	x	TPE boot	21144	Joint Kit			ws		27	A:22/F:22/O:52/Z/ABS:44
		MT		TPE boot	21139	Boot Kit			ws			L:89/Ø1=22/Ø2=77
		MT		ABS, TPE boot	21138	Boot Kit			ws			L:87/Ø1=22.5/Ø2=82
1.5 (57 kW)	04.96 - 06.98	MT		TPE boot	21145	Joint Kit			ws		27	A:22/F:22/O:52/Z
		MT	x	TPE boot	21144	Joint Kit			ws		27	A:22/F:22/O:52/Z/ABS:44
		MT		TPE boot	21138	Boot Kit			ws			L:87/Ø1=22.5/Ø2=82
1.6 16V (74 kW)	04.96 - 02.01	MT		TPE boot	21145	Joint Kit			ws		27	A:22/F:22/O:52/Z
		MT	x	TPE boot	21144	Joint Kit			ws		27	A:22/F:22/O:52/Z/ABS:44
		MT		TPE boot	21138	Boot Kit			ws			L:87/Ø1=22.5/Ø2=82
1.7 TD (51 kW)	04.96 - 03.01	MT		TPE boot	21145	Joint Kit			ws		27	A:22/F:22/O:52/Z
		MT	x	TPE boot	21144	Joint Kit			ws		27	A:22/F:22/O:52/Z/ABS:44
		MT		TPE boot	21138	Boot Kit			ws			L:87/Ø1=22.5/Ø2=82
1.9 JTD (59 kW)	01.02 - 12.04	MT			22208	Joint Kit			ws		27	A:25/F:24/DF:24.8/O:51/Z

		Transm. MT Manual AT Autom.	with ABS Ring		Part-No.	Description	L Left R Right	F Front R Rear	Wheel Side	Gear Box Side	Pic. No.	Technical Specification  Further details on page I
---	---	---	---------------------	--	----------	-------------	-------------------------	-------------------------	---------------	---------------------	-------------	--

( FIAT )

( FIAT )

PALIO												
1.9 JTD (59 kW)	01.02 - 12.04	MT		TPE boot	22209	Boot Kit			ws			L:122/Ø1=24.65/Ø2=82.5
PANDA												
650 (22 kW)	01.82 - 07.04	MT			21255	Joint Kit			ws		27	A:20/F:20/O:43/Z
		MT			26001	Boot Kit			ws			L:83/Ø1=21/Ø2=70
750 (25 kW)	01.86 - 01.95	MT			22897	Driveshaft	L				26	L:525/A:20/Ø Tripodroller:29
		MT			22898	Driveshaft	R				26	L:815/A:20/Ø Tripodroller:29
		MT			21255	Joint Kit			ws		27	A:20/F:20/O:43/Z
		MT			21269	Tripod				gs	42	G:19/Ø Tripodroller:29
		MT			26001	Boot Kit			ws			L:83/Ø1=21/Ø2=70
		MT	- 06.86		26054	Boot Kit				gs		L:100/Ø1=21/Ø2=89/with cap
		MT	07.86 - 09.87		26257	Boot Kit				gs		L:77/Ø1=21/Ø2=79
		MT	10.87 -		26221	Boot Kit	L			gs		L:93/Ø1=24/Ø2=76
		MT	10.87 -		26256	Boot Kit	R			gs		L:89/Ø1=32/Ø2=65
750 KAT (25 kW)	01.95 - 12.97	MT			21255	Joint Kit			ws		27	A:20/F:20/O:43/Z
		MT			26001	Boot Kit			ws			L:83/Ø1=21/Ø2=70
800 (25 kW)	02.81 - 12.85	MT			21255	Joint Kit			ws		27	A:20/F:20/O:43/Z
		MT			21274	Tripod				gs	42	G:20/Ø Tripodroller:29
		MT			26001	Boot Kit			ws			L:83/Ø1=21/Ø2=70
900 (29 kW)	04.92 - 12.96	MT			21255	Joint Kit			ws		27	A:20/F:20/O:43/Z
		MT			26001	Boot Kit			ws			L:83/Ø1=21/Ø2=70
900 (33 kW)	10.80 - 06.94	MT			22897	Driveshaft	L				26	L:525/A:20/Ø Tripodroller:29
		MT			22898	Driveshaft	R				26	L:815/A:20/Ø Tripodroller:29
		MT			21255	Joint Kit			ws		27	A:20/F:20/O:43/Z
		MT			21274	Tripod				gs	42	G:20/Ø Tripodroller:29
		MT			26001	Boot Kit			ws			L:83/Ø1=21/Ø2=70
		MT			26253	Boot Kit				gs		L:71/Ø1=22/Ø2=65
		MT	12.84 -		26254	Boot Kit				gs		L:75/Ø1=22/Ø2=72
950 (35 kW)	09.82 - 08.83	MT			21255	Joint Kit			ws		27	A:20/F:20/O:43/Z
		MT			21274	Tripod				gs	42	G:20/Ø Tripodroller:29
		MT			26001	Boot Kit			ws			L:83/Ø1=21/Ø2=70
950 4X4 (35 kW)	09.83 - 12.86	MT			21255	Joint Kit		F	ws		27	A:20/F:20/O:43/Z
		MT	- 12.85		21274	Tripod		F		gs	42	G:20/Ø Tripodroller:29
		MT	01.86 -		21269	Tripod		F		gs	42	G:19/Ø Tripodroller:29
		MT			26001	Boot Kit		F	ws			L:83/Ø1=21/Ø2=70
1000 (32 kW)	01.86 - 04.92	MT			22897	Driveshaft	L				26	L:525/A:20/Ø Tripodroller:29
		AT			22899	Driveshaft	L				16	L:485/A:20
		MT			22898	Driveshaft	R				26	L:815/A:20/Ø Tripodroller:29
		AT			22939	Driveshaft	R				16	L:680/A:20
		MT			21255	Joint Kit			ws		27	A:20/F:20/O:43/Z
		MT			21269	Tripod				gs	42	G:19/Ø Tripodroller:29
		MT			26001	Boot Kit			ws			L:83/Ø1=21/Ø2=70



		MT		- 06.86	26254	Boot Kit				gs		L:75/Ø1=22/Ø2=72
		MT		07.86 - 09.87	26257	Boot Kit				gs		L:77/Ø1=21/Ø2=79
1000 (37 kW)	01.85 - 12.92	MT			22897	Driveshaft	L				26	L:525/A:20/Ø Tripodroller:29
		MT			22898	Driveshaft	R				26	L:815/A:20/Ø Tripodroller:29
		MT			21255	Joint Kit			ws		27	A:20/F:20/O:43/Z
		MT			21269	Tripod				gs	42	G:19/Ø Tripodroller:29
		MT			26001	Boot Kit			ws			L:83/Ø1=21/Ø2=70
1000 4X4 (32 kW)	01.86 - 07.89	MT			22897	Driveshaft	L	F			26	L:525/A:20/Ø Tripodroller:29
		MT			22898	Driveshaft	R	F			26	L:815/A:20/Ø Tripodroller:29
		MT			21255	Joint Kit		F	ws		27	A:20/F:20/O:43/Z
		MT			21269	Tripod		F		gs	42	G:19/Ø Tripodroller:29
		MT			26001	Boot Kit		F	ws			L:83/Ø1=21/Ø2=70
1000 4X4 (33/37 kW)	01.86 - 12.94	MT			22897	Driveshaft	L	F			26	L:525/A:20/Ø Tripodroller:29
		MT			22898	Driveshaft	R	F			26	L:815/A:20/Ø Tripodroller:29
		MT			21255	Joint Kit		F	ws		27	A:20/F:20/O:43/Z
		MT			21269	Tripod		F		gs	42	G:19/Ø Tripodroller:29
		MT			26001	Boot Kit		F	ws			L:83/Ø1=21/Ø2=70
		MT		03.89 -	26256	Boot Kit		F		gs		L:89/Ø1=32/Ø2=65
1000 i.e (33 kW)	08.92 -	MT			22897	Driveshaft	L				26	L:525/A:20/Ø Tripodroller:29
		AT			22899	Driveshaft	L				16	L:485/A:20
		MT			22898	Driveshaft	R				26	L:815/A:20/Ø Tripodroller:29
		AT			22939	Driveshaft	R				16	L:680/A:20
		MT			21255	Joint Kit			ws		27	A:20/F:20/O:43/Z
		MT			21269	Tripod				gs	42	G:19/Ø Tripodroller:29
		MT			26001	Boot Kit			ws			L:83/Ø1=21/Ø2=70
1000 i.e. KAT (33 kW)	10.87 - 08.98	MT			22897	Driveshaft	L				26	L:525/A:20/Ø Tripodroller:29
		AT			22899	Driveshaft	L				16	L:485/A:20
		MT			22898	Driveshaft	R				26	L:815/A:20/Ø Tripodroller:29
		AT			22939	Driveshaft	R				16	L:680/A:20
		MT			21255	Joint Kit			ws		27	A:20/F:20/O:43/Z
		MT			21269	Tripod				gs	42	G:19/Ø Tripodroller:29
		MT			26001	Boot Kit			ws			L:83/Ø1=21/Ø2=70
1100 (37 kW)	05.91 - 12.99	AT			22899	Driveshaft	L				16	L:485/A:20
		AT			22939	Driveshaft	R				16	L:680/A:20
		MT			21255	Joint Kit			ws		27	A:20/F:20/O:43/Z
		MT			26001	Boot Kit			ws			L:83/Ø1=21/Ø2=70
1100 Trekking 4x4 (37 kW)	10.91 -	MT			21255	Joint Kit		F	ws		27	A:20/F:20/O:43/Z
		MT			26001	Boot Kit		F	ws			L:83/Ø1=21/Ø2=70
1100 (40 kW)	02.95 - 09.03	AT			22899	Driveshaft	L				16	L:485/A:20
		AT			22939	Driveshaft	R				16	L:680/A:20
		MT			21255	Joint Kit			ws		27	A:20/F:20/O:43/Z
		MT			26001	Boot Kit			ws			L:83/Ø1=21/Ø2=70
1100 4x4 (40 kW)	02.95 -	MT			21255	Joint Kit		F	ws		27	A:20/F:20/O:43/Z
		MT			26001	Boot Kit		F	ws			L:83/Ø1=21/Ø2=70
1300 D (27 kW)	04.86 - 12.92	MT			21255	Joint Kit			ws		27	A:20/F:20/O:43/Z
		MT			21105	Joint			ws		27	A:20/F:20/O:43/Z
		MT			26001	Boot Kit			ws			L:83/Ø1=21/Ø2=70
<b>PANDA (169)</b>												
1.1 (40 kW)	09.03 -	MT			24341	Joint Kit			ws		27	A:22/F:20/O:47
		MT		TPE boot	24342	Boot Kit			ws			L:110/Ø1=21.5/Ø2=72
1.2 (44 kW)	09.03 -	MT			24341	Joint Kit			ws		27	A:22/F:20/O:47




		Transm. MT Manual AT Autom.	with ABS Ring		Part-No.	Description	L Left R Right	F Front R Rear	Wheel Side	Gear Box Side	Pic. No.	Technical Specification  Further details on page I
---	---	---	---------------------	--	----------	-------------	-------------------------	-------------------------	---------------	---------------------	-------------	--

( FIAT )

( FIAT )

PANDA (169)												
1.2 (44 kW)	09.03 -	MT		TPE boot	24342	Boot Kit			ws			L:110/Ø1=21.5/Ø2=72
1.2 Bi-Power (44 kW)	01.07 -	MT		TPE boot	24341	Joint Kit			ws		27	A:22/F:20/O:47
		MT		TPE boot	24342	Boot Kit			ws			L:110/Ø1=21.5/Ø2=72
1.2 4x4 (44 kW)	10.04 -	MT			22252	Joint Kit		F	ws		27	A:25/F:24/DF:24.8/O:51/Z
		MT			24341	Joint Kit		R	ws		27	A:22/F:20/O:47
		MT		TPE boot	22204	Boot Kit		F	ws			L:87/Ø1=22/Ø2=78
		MT		TPE boot	24342	Boot Kit		R	ws			L:110/Ø1=21.5/Ø2=72
1.4 (74 kW)	10.06 -	MT			22252	Joint Kit			ws		27	A:25/F:24/DF:24.8/O:51/Z
		MT		TPE boot	22204	Boot Kit			ws			L:87/Ø1=22/Ø2=78
1.3 JTD (51 kW)	09.03 -	MT			22252	Joint Kit			ws		27	A:25/F:24/DF:24.8/O:51/Z
		MT		TPE boot	22204	Boot Kit			ws			L:87/Ø1=22/Ø2=78
1.3 JTD 4x4 (51 kW)	10.04 -	MT			22252	Joint Kit		F	ws		27	A:25/F:24/DF:24.8/O:51/Z
		MT			24341	Joint Kit		R	ws		27	A:22/F:20/O:47
		MT		TPE boot	22204	Boot Kit		F	ws			L:87/Ø1=22/Ø2=78
		MT		TPE boot	24342	Boot Kit		R	ws			L:110/Ø1=21.5/Ø2=72
PANORAMA (BRAZIL)												
1.05, 1.3	01.80 - 12.85	MT			21250	Joint Kit			ws		27	A:20/F:20/O:43/Z
		MT			26001	Boot Kit			ws			L:83/Ø1=21/Ø2=70
PREMIO (BRAZIL)												
1.3, 1.5	01.85 -	MT			21252	Joint Kit			ws		27	A:22/F:20/O:48/Z
		MT			21213	Joint			ws		34	A:22/F:20/O:48/Z
		MT			26001	Boot Kit			ws			L:83/Ø1=21/Ø2=70
1.6	01.90 -	MT			21252	Joint Kit			ws		27	A:22/F:20/O:48/Z
		MT			21213	Joint			ws		34	A:22/F:20/O:48/Z
		MT			26001	Boot Kit			ws			L:83/Ø1=21/Ø2=70
PUNTO I (176)												
1.4 GT Turbo (96 kW)	09.96 - 09.99	MT			22850	Driveshaft	L				1	L:475/A:25
		MT	x		22852	Driveshaft	L				1	L:475/A:25/ABS:44
		MT			22851	Driveshaft	R				1	L:495/A:25
		MT	x		22853	Driveshaft	R				1	L:495/A:25/ABS:44
		MT			21232	Joint Kit			ws		27	A:25/F:25/O:52/X
		MT	x		21233	Joint Kit			ws		27	A:25/F:25/O:52/X/ABS:44
		MT			23677	Joint Kit				gs	29	G:25/Ø Joint:100
		MT			26189	Boot Kit			ws			L:99/Ø1=23/Ø2=83
		MT			23678	Boot Kit				gs		L:81/Ø1=25/Ø2=58
1.4 GT Turbo (98 kW)	01.94 - 09.96	MT			22850	Driveshaft	L				1	L:475/A:25
		MT	x		22852	Driveshaft	L				1	L:475/A:25/ABS:44
		MT			22851	Driveshaft	R				1	L:495/A:25
		MT	x		22853	Driveshaft	R				1	L:495/A:25/ABS:44
		MT			21232	Joint Kit			ws		27	A:25/F:25/O:52/X

		MT	x	VET-No. - 0305275, - 06.96	21233	Joint Kit			ws		27	A:25/F:25/O:52/X/ABS:44
		MT	x	VET-No. 0305276 - , 06.96 -	20994	Joint Kit			ws		27	A:25/F:25/O:52/Z/ABS:44
		MT			23677	Joint Kit				gs	29	G:25/Ø Joint:100
		MT			26189	Boot Kit			ws			L:99/Ø1=23/Ø2=83
		MT			23678	Boot Kit				gs		L:81/Ø1=25/Ø2=58
1.7 D (42 kW)	04.94 - 09.97	MT			22846	Driveshaft	L				6	L:585/A:22
		MT	x		22848	Driveshaft	L				6	L:585/A:22/ABS:44
		MT			22847	Driveshaft	R				6	L:870/A:22
		MT	x		22849	Driveshaft	R				6	L:870/A:22/ABS:44
1.7 TD (51/52 kW)	01.94 - 09.99	MT			22850	Driveshaft	L				1	L:475/A:25
		MT	x		22852	Driveshaft	L				1	L:475/A:25/ABS:44
		MT			22851	Driveshaft	R				1	L:495/A:25
		MT	x		22853	Driveshaft	R				1	L:495/A:25/ABS:44
		MT			21232	Joint Kit			ws		27	A:25/F:25/O:52/X
		MT	x		21233	Joint Kit			ws		27	A:25/F:25/O:52/X/ABS:44
		MT			23677	Joint Kit				gs	29	G:25/Ø Joint:100
		MT			26189	Boot Kit			ws			L:99/Ø1=23/Ø2=83
		MT			23678	Boot Kit				gs		L:81/Ø1=25/Ø2=58
55 1.1 (40 kW)	09.93 - 09.99	MT5			22846	Driveshaft	L				6	L:585/A:22
		MT6			22854	Driveshaft	L				1	L:635/A:22
		MT5	x		22848	Driveshaft	L				6	L:585/A:22/ABS:44
		MT6	x		22856	Driveshaft	L				1	L:635/A:22/ABS:44
		MT5			22847	Driveshaft	R				6	L:870/A:22
		MT6			22855	Driveshaft	R				1	L:835/A:22
		MT5	x		22849	Driveshaft	R				6	L:870/A:22/ABS:44
		MT6	x		22857	Driveshaft	R				1	L:835/A:22/ABS:44
		MT			21329	Joint Kit			ws		27	A:22/F:20/O:46/Z
		MT	x		21231	Joint Kit			ws		27	A:22/F:20/O:46/Z/ABS:44
		MT		TPE boot	26188	Boot Kit			ws			L:89/Ø1=22/Ø2=77
60 1.2 (43/44 kW)	01.94 - 06.00	MT			22846	Driveshaft	L				6	L:585/A:22
		MT	x		22848	Driveshaft	L				6	L:585/A:22/ABS:44
		MT			22847	Driveshaft	R				6	L:870/A:22
		MT	x		22849	Driveshaft	R				6	L:870/A:22/ABS:44
		MT			21329	Joint Kit			ws		27	A:22/F:20/O:46/Z
		MT	x		21231	Joint Kit			ws		27	A:22/F:20/O:46/Z/ABS:44
		MT		TPE boot	26188	Boot Kit			ws			L:89/Ø1=22/Ø2=77
60 TD 1.7 (46 kW)	09.96 - 09.99	MT			20991	Joint Kit			ws		27	A:25/F:22/O:52/Z
		MT	x		20992	Joint Kit			ws		27	A:25/F:22/O:52/Z/ABS:44
		MT		TPE boot	20988	Boot Kit			ws			L:81/Ø1=22/Ø2=81
75 1.2 (54 kW)	01.94 - 09.99	MT			22846	Driveshaft	L				6	L:585/A:22
		MT	x		22848	Driveshaft	L				6	L:585/A:22/ABS:44
		MT			22847	Driveshaft	R				6	L:870/A:22
		MT	x		22849	Driveshaft	R				6	L:870/A:22/ABS:44
		MT			21329	Joint Kit			ws		27	A:22/F:20/O:46/Z
		MT	x		21231	Joint Kit			ws		27	A:22/F:20/O:46/Z/ABS:44
		MT		TPE boot	26188	Boot Kit			ws			L:89/Ø1=22/Ø2=77
85 16V 1.2 (63 kW)	04.97 - 06.00	MT			21329	Joint Kit			ws		27	A:22/F:20/O:46/Z
		MT	x		21231	Joint Kit			ws		27	A:22/F:20/O:46/Z/ABS:44
		MT		TPE boot	26188	Boot Kit			ws			L:89/Ø1=22/Ø2=77
90 1.6 (65 kW)	01.94 - 04.97	MT			22846	Driveshaft	L				6	L:585/A:22
		MT	x		22848	Driveshaft	L				6	L:585/A:22/ABS:44

		Transm.	with ABS Ring		Part-No.	Description	L	F	Wheel Side	Gear Box Side	Pic. No.	Technical Specification  Further details on page I
		MT Manual AT Autom.					Left R Right	Front R Rear				

( FIAT )

( FIAT )

<b>PUNTO I (176)</b>												
90 1.6 (65 kW)	01.94 - 04.97	MT			<b>22847</b>	Driveshaft	R				6	L:870/A:22
		MT	x		<b>22849</b>	Driveshaft	R				6	L:870/A:22/ABS:44
		MT			<b>21329</b>	Joint Kit			ws		27	A:22/F:20/O:46/Z
		MT	x		<b>21231</b>	Joint Kit			ws		27	A:22/F:20/O:46/Z/ABS:44
		MT		TPE boot	<b>26188</b>	Boot Kit			ws			L:89/Ø1=22/Ø2=77
<b>PUNTO VAN (176L)</b>												
1.1 (40 kW)	04.96 - 02.00	MT			<b>21329</b>	Joint Kit			ws		27	A:22/F:20/O:46/Z
		MT	x		<b>21231</b>	Joint Kit			ws		27	A:22/F:20/O:46/Z/ABS:44
		MT		TPE boot	<b>26188</b>	Boot Kit			ws			L:89/Ø1=22/Ø2=77
1.7 TD (52 kW)	04.96 - 02.00	MT			<b>20991</b>	Joint Kit			ws		27	A:25/F:22/O:52/Z
		MT	x		<b>20992</b>	Joint Kit			ws		27	A:25/F:22/O:52/Z/ABS:44
		MT		TPE boot	<b>20988</b>	Boot Kit			ws			L:81/Ø1=22/Ø2=81
<b>PUNTO II (188) / PUNTO VAN (188AX)</b>												
1.2 60 (44 kW)	09.99 -	MT			<b>23784</b>	Driveshaft	L				6	L:611/A:22/D:22/O:51
		MT			<b>23785</b>	Driveshaft	R				6	L:840/A:22/D:22/O:51
		MT		TPE boot	<b>21147</b>	Joint Kit			ws		27	A:22/F:21/O:51/Z
		MT		TPE boot	<b>21140</b>	Boot Kit			ws			L:89/Ø1=22/Ø2=75
1.2 Natural Power (44 kW)	09.03 -	MT			<b>23784</b>	Driveshaft	L				6	L:611/A:22/D:22/O:51
		MT			<b>23785</b>	Driveshaft	R				6	L:840/A:22/D:22/O:51
		MT		TPE boot	<b>21147</b>	Joint Kit			ws		27	A:22/F:21/O:51/Z
		MT		TPE boot	<b>21140</b>	Boot Kit			ws			L:89/Ø1=22/Ø2=75
1.2 16V 80 (59 kW)	09.99 -	MT		Ch.-No. - 0681830	<b>23784</b>	Driveshaft	L				6	L:611/A:22/D:22/O:51
		MT		Ch.-No. - 0681830	<b>23785</b>	Driveshaft	R				6	L:840/A:22/D:22/O:51
		MT/AT		TPE boot	<b>21147</b>	Joint Kit			ws		27	A:22/F:21/O:51/Z
		MT/AT		TPE boot	<b>21140</b>	Boot Kit			ws			L:89/Ø1=22/Ø2=75
1.3 JTD 16V (51 kW)	06.03 -	MT			<b>23788</b>	Driveshaft	L				3	L:460/A:25/O:51
		MT			<b>24175</b>	Driveshaft	L				26	L:452/A:25/O:51/Ø Tripodroller:33.9
		MT			<b>23789</b>	Driveshaft	R				3	L:497/A:25/O:51
		MT			<b>24176</b>	Driveshaft	R				26	L:469/A:25/O:51/Ø Tripodroller:33.9
		MT		TPE boot	<b>21150</b>	Joint Kit			ws		27	A:25/F:25/O:51/Z
		MT			<b>23677</b>	Joint Kit	R			gs	29	G:25/Ø Joint:100
		MT		TPE boot	<b>20989</b>	Boot Kit			ws			L:100/Ø1=27/Ø2=86
		MT		TPE boot	<b>23678</b>	Boot Kit	R			gs		L:81/Ø1=25/Ø2=58
1.4 (70 kW)	09.03 -	MT		TPE boot	<b>21147</b>	Joint Kit			ws		27	A:22/F:21/O:51/Z
		MT		TPE boot	<b>21140</b>	Boot Kit			ws			L:89/Ø1=22/Ø2=75
1.8 130 HGT (96 kW)	09.99 -	MT			<b>23788</b>	Driveshaft	L				3	L:460/A:25/O:51
		MT			<b>23789</b>	Driveshaft	R				3	L:497/A:25/O:51
		MT		TPE boot	<b>21150</b>	Joint Kit			ws		27	A:25/F:25/O:51/Z
		MT			<b>23677</b>	Joint Kit				gs	29	G:25/Ø Joint:100
		MT		TPE boot	<b>20989</b>	Boot Kit			ws			L:100/Ø1=27/Ø2=86

		MT			<b>23678</b>	Boot Kit				gs		L:81/Ø1=25/Ø2=58
1.9 D 60 (44 kW)	09.99 -	MT			<b>23790</b>	Driveshaft	L					A:22/O:51
		MT			<b>23791</b>	Driveshaft	R					A:22/O:51
		MT		TPE boot	<b>21147</b>	Joint Kit			ws		27	A:22/F:21/O:51/Z
		MT		TPE boot	<b>21140</b>	Boot Kit			ws			L:89/Ø1=22/Ø2=75
1.9 JTD 80 (59 kW)	09.99 -	MT			<b>23788</b>	Driveshaft	L				3	L:460/A:25/O:51
		MT			<b>23789</b>	Driveshaft	R				3	L:497/A:25/O:51
		MT		TPE boot	<b>21150</b>	Joint Kit			ws		27	A:25/F:25/O:51/Z
		MT		TPE boot	<b>23677</b>	Joint Kit	R			gs	29	G:25/Ø Joint:100
		MT		TPE boot	<b>20989</b>	Boot Kit			ws			L:100/Ø1=27/Ø2=86
		MT		TPE boot	<b>23678</b>	Boot Kit	R			gs		L:81/Ø1=25/Ø2=58
1.9 JTD (63 kW)	10.01 -	MT			<b>23788</b>	Driveshaft	L				3	L:460/A:25/O:51
		MT			<b>23789</b>	Driveshaft	R				3	L:497/A:25/O:51
		MT		TPE boot	<b>21150</b>	Joint Kit			ws		27	A:25/F:25/O:51/Z
		MT		TPE boot	<b>23677</b>	Joint Kit	R			gs	29	G:25/Ø Joint:100
		MT		TPE boot	<b>20989</b>	Boot Kit			ws			L:100/Ø1=27/Ø2=86
		MT		TPE boot	<b>23678</b>	Boot Kit	R			gs		L:81/Ø1=25/Ø2=58
1.9 JTD (74 kW)	06.03 -	MT			<b>24693</b>	Joint Kit			ws		27	A:25/F:24/DF:24.8/O:51/Z
		MT		TPE boot	<b>22209</b>	Boot Kit			ws			L:122/Ø1=24.65/Ø2=82.5
<b>GRANDE PUNTO (199)</b>												
1.2 (48 kW)	10.05 -	MT			<b>24297</b>	Joint Kit			ws		27	A:22/F:21/O:51/Z
		MT		TPE boot	<b>24298</b>	Boot Kit			ws			L:115/Ø1=22.5/Ø2=74.6
1.4 (57 kW)	10.05 -	MT			<b>24297</b>	Joint Kit			ws		27	A:22/F:21/O:51/Z
		MT		TPE boot	<b>24298</b>	Boot Kit			ws			L:115/Ø1=22.5/Ø2=74.6
1.4 16V (70 kW)	10.05 -	MT			<b>24297</b>	Joint Kit			ws		27	A:22/F:21/O:51/Z
		MT		TPE boot	<b>24298</b>	Boot Kit			ws			L:115/Ø1=22.5/Ø2=74.6
1.3 D Multijet (55 kW)	10.05 -	MT			<b>24343</b>	Driveshaft	L				26	L:514/A:25
		MT			<b>24344</b>	Driveshaft	R				26	L:497/A:25
		MT			<b>24295</b>	Joint Kit			ws		27	A:25/F:23/O:51/Z
		MT		TPE boot	<b>24296</b>	Boot Kit			ws			L:120.25/Ø1=24.5/Ø2=81.6
1.3 D Multijet (66 kW)	10.05 -	MT			<b>24177</b>	Driveshaft	L				26	L:510/A:25/Ø Tripodroller:35
		MT			<b>24178</b>	Driveshaft	R				26	L:491/A:25/Ø Tripodroller:35
		MT5			<b>24693</b>	Joint Kit			ws		27	A:25/F:24/DF:24.8/O:51/Z
		MT5		TPE boot	<b>22209</b>	Boot Kit			ws			L:122/Ø1=24.65/Ø2=82.5
<b>QUBO</b>												
1.3 D Multijet (55 kW)	09.08 -	MT			<b>24693</b>	Joint Kit			ws		27	A:25/F:24/DF:24.8/O:51/Z
		MT		TPE boot	<b>22209</b>	Boot Kit			ws			L:122/Ø1=24.65/Ø2=82.5
<b>REGATA</b>												
60 Diesel 1.7 (43 kW)	09.83 - 12.86	MT			<b>21252</b>	Joint Kit			ws		27	A:22/F:20/O:48/Z
		MT			<b>21273</b>	Tripod				gs	42	G:20/Ø Tripodroller:32
		MT			<b>26001</b>	Boot Kit			ws			L:83/Ø1=21/Ø2=70
		MT		01.84 -	<b>26253</b>	Boot Kit				gs		L:71/Ø1=22/Ø2=65
		MT		04.85 - 02.86	<b>26254</b>	Boot Kit				gs		L:75/Ø1=22/Ø2=72
		MT		03.86 -	<b>26257</b>	Boot Kit				gs		L:77/Ø1=21/Ø2=79
60 Diesel 1.7 (44 kW)	01.84 - 12.89	MT			<b>21252</b>	Joint Kit			ws		27	A:22/F:20/O:48/Z
		MT			<b>21273</b>	Tripod				gs	42	G:20/Ø Tripodroller:32
		MT			<b>26001</b>	Boot Kit			ws			L:83/Ø1=21/Ø2=70
		MT		- 02.86	<b>26254</b>	Boot Kit				gs		L:75/Ø1=22/Ø2=72
		MT		- 09.87	<b>26253</b>	Boot Kit				gs		L:71/Ø1=22/Ø2=65
		MT		03.86 - 09.87	<b>26257</b>	Boot Kit				gs		L:77/Ø1=21/Ø2=79




		Transm.	with ABS Ring		Part-No.	Description	L	F	Wheel Side	Gear Box Side	Pic. No.	Technical Specification  Further details on page I
		MT Manual AT Autom.					Left R Right	Front R Rear				

( FIAT )

( FIAT )

REGATA													
60 Diesel 1.7 (44 kW)	01.84 - 12.89	MT		10.87 - , with bearing	26221	Boot Kit	L/R			gs		L:93/Ø1=24/Ø2=76	
		MT		10.87 - , without bearing	26255	Boot Kit	L/R			gs		L:93/Ø1=24/Ø2=76	
		MT		10.87 -	26256	Boot Kit	R			gs		L:89/Ø1=32/Ø2=65	
65 Diesel 1.9 (48 kW)	04.84 - 07.89	MT			21252	Joint Kit			ws		27	A:22/F:20/O:48/Z	
		MT			21273	Tripod				gs	42	G:20/Ø Tripodroller:32	
		MT			26001	Boot Kit			ws				L:83/Ø1=21/Ø2=70
		MT	04.85 - 02.86		26254	Boot Kit				gs			L:75/Ø1=22/Ø2=72
		MT	- 09.87		26253	Boot Kit				gs			L:71/Ø1=22/Ø2=65
		MT	03.86 - 09.87		26257	Boot Kit				gs			L:77/Ø1=21/Ø2=79
		MT	10.87 - , with bearing		26221	Boot Kit	L/R			gs			L:93/Ø1=24/Ø2=76
		MT	10.87 - , without bearing		26255	Boot Kit	L/R			gs			L:93/Ø1=24/Ø2=76
MT	10.87 -		26256	Boot Kit	R			gs			L:89/Ø1=32/Ø2=65		
70 1.3 (48 kW)	09.83 - 07.89	MT			21252	Joint Kit			ws		27	A:22/F:20/O:48/Z	
		MT			21273	Tripod				gs	42	G:20/Ø Tripodroller:32	
		MT			26001	Boot Kit			ws				L:83/Ø1=21/Ø2=70
		MT	01.84 - 03.85		26253	Boot Kit				gs			L:71/Ø1=22/Ø2=65
		MT	04.85 - 02.86		26254	Boot Kit				gs			L:75/Ø1=22/Ø2=72
		MT	03.86 - 09.87		26257	Boot Kit				gs			L:77/Ø1=21/Ø2=79
		MT	10.87 - , with bearing		26221	Boot Kit	L			gs			L:93/Ø1=24/Ø2=76
		MT	10.87 - , without bearing		26255	Boot Kit	L			gs			L:93/Ø1=24/Ø2=76
MT	10.87 -		26256	Boot Kit	R			gs			L:89/Ø1=32/Ø2=65		
70 1.3 (50 kW)	09.83 - 07.89	MT			21252	Joint Kit			ws		27	A:22/F:20/O:48/Z	
		MT			21273	Tripod				gs	42	G:20/Ø Tripodroller:32	
		MT			26001	Boot Kit			ws				L:83/Ø1=21/Ø2=70
		MT	- 03.85		26253	Boot Kit				gs			L:71/Ø1=22/Ø2=65
		MT	04.85 - 02.86		26254	Boot Kit				gs			L:75/Ø1=22/Ø2=72
		MT	03.86 - 09.87		26257	Boot Kit				gs			L:77/Ø1=21/Ø2=79
		MT	10.87 - , with bearing		26221	Boot Kit	L			gs			L:93/Ø1=24/Ø2=76
		MT	10.87 - , without bearing		26255	Boot Kit	L			gs			L:93/Ø1=24/Ø2=76
MT	10.87 -		26256	Boot Kit	R			gs			L:89/Ø1=32/Ø2=65		
75 1.5 (55 kW)	12.83 - 07.89	MT/AT			21258	Joint Kit			ws		27	A:22/F:25/O:48/X	
		AT			21222	Joint Kit				gs	29	G:33	
		MT			21273	Tripod				gs	42	G:20/Ø Tripodroller:32	
		MT/AT			26052	Boot Kit			ws				L:86/Ø1=22/Ø2=77
		AT			26055	Boot Kit				gs			L:78/Ø1=22/Ø2=47
75 i.e. 1.5 (55 kW)	07.85 - 07.89	MT/AT			21258	Joint Kit			ws		27	A:22/F:25/O:48/X	
		AT			21222	Joint Kit				gs	29	G:33	
		MT			21273	Tripod				gs	42	G:20/Ø Tripodroller:32	
		MT/AT			26052	Boot Kit			ws				L:86/Ø1=22/Ø2=77
		AT			26055	Boot Kit				gs			L:78/Ø1=22/Ø2=47
80 Turbo Diesel 1.9 (59 kW)	05.86 - 07.89	MT			21258	Joint Kit			ws		27	A:22/F:25/O:48/X	

		MT			21311	Joint Kit			gs	29	G:25/Ø Joint:100
		MT			26052	Boot Kit		ws			L:86/Ø1=22/Ø2=77
		MT			26063	Boot Kit		gs			L:88/Ø1=25/Ø2=61
85 1.5 (58/60 kW)	01.84 - 04.89	MT/AT			21258	Joint Kit		ws		27	A:22/F:25/0:48/X
		AT			21222	Joint Kit		gs		29	G:33
		MT			21273	Tripod		gs		42	G:20/Ø Tripodroller:32
		MT/AT			26052	Boot Kit		ws			L:86/Ø1=22/Ø2=77
		AT			26055	Boot Kit		gs			L:78/Ø1=22/Ø2=47
85 1.6 (60 kW)	10.83 - 12.85	MT/AT			21258	Joint Kit		ws		27	A:22/F:25/0:48/X
		AT			21222	Joint Kit		gs		29	G:33
		MT			21273	Tripod		gs		42	G:20/Ø Tripodroller:32
		MT/AT			26052	Boot Kit		ws			L:86/Ø1=22/Ø2=77
		AT			26055	Boot Kit		gs			L:78/Ø1=22/Ø2=47
85 Super 1.5 (60 kW)	09.83 - 04.85	MT/AT			21258	Joint Kit		ws		27	A:22/F:25/0:48/X
		AT			21222	Joint Kit		gs		29	G:33
		MT			21273	Tripod		gs		42	G:20/Ø Tripodroller:32
		MT/AT			26052	Boot Kit		ws			L:86/Ø1=22/Ø2=77
		AT			26055	Boot Kit		gs			L:78/Ø1=22/Ø2=47
90 i.e. 1.6 (66 kW)	01.87 - 07.89	MT			21258	Joint Kit		ws		27	A:22/F:25/0:48/X
		MT			21311	Joint Kit		gs		29	G:25/Ø Joint:100
		MT			26052	Boot Kit		ws			L:86/Ø1=22/Ø2=77
		MT			26063	Boot Kit		gs			L:88/Ø1=25/Ø2=61
100 1.6 (74 kW)	09.84 - 12.90	MT			21258	Joint Kit		ws		27	A:22/F:25/0:48/X
		MT			21311	Joint Kit		gs		29	G:25/Ø Joint:100
		MT			26052	Boot Kit		ws			L:86/Ø1=22/Ø2=77
		MT			26063	Boot Kit		gs			L:88/Ø1=25/Ø2=61
100 Super 1.6 (70/74 kW)	10.83 - 12.90	MT			21258	Joint Kit		ws		27	A:22/F:25/0:48/X
		MT			21311	Joint Kit		gs		29	G:25/Ø Joint:100
		MT			26052	Boot Kit		ws			L:86/Ø1=22/Ø2=77
		MT			26063	Boot Kit		gs			L:88/Ø1=25/Ø2=61
<b>RITMO BERTONE CONVERTIBLE</b>											
50 1.3 (50 kW)	10.85 - 12.87	MT			21252	Joint Kit		ws		27	A:22/F:20/0:48/Z
		MT			21273	Tripod		gs		42	G:20/Ø Tripodroller:32
		MT			26001	Boot Kit		ws			L:83/Ø1=21/Ø2=70
		MT			21251	Boot Kit		gs			L:84/Ø1=25/Ø2=64
85 1.5 (60 kW)	03.83 - 12.86	MT			21258	Joint Kit		ws		27	A:22/F:25/0:48/X
		MT			26052	Boot Kit		ws			L:86/Ø1=22/Ø2=77
85 1.5 (63 kW)	01.80 - 07.89	MT			21258	Joint Kit		ws		27	A:22/F:25/0:48/X
		MT			26052	Boot Kit		ws			L:86/Ø1=22/Ø2=77
100 1.6 (74/77 kW)	10.85 - 12.87	MT			21258	Joint Kit		ws		27	A:22/F:25/0:48/X
		MT			21311	Joint Kit		gs		29	G:25/Ø Joint:100
		MT			26052	Boot Kit		ws			L:86/Ø1=22/Ø2=77
		MT			26063	Boot Kit		gs			L:88/Ø1=25/Ø2=61
<b>RITMO I (138A)</b>											
55 Diesel 1.7 (40/43 kW)	10.79 - 09.82	MT			22909	Driveshaft	L			26	L:575/A:22/Ø Tripodroller:28
		MT			22910	Driveshaft	R			26	L:920/A:22/Ø Tripodroller:28
		MT			21252	Joint Kit		ws		27	A:22/F:20/0:48/Z
		MT			21276	Tripod		gs		42	G:20/Ø Tripodroller:28
		MT			26001	Boot Kit		ws			L:83/Ø1=21/Ø2=70
60 1.0 (44 kW)	09.78 - 09.82	MT			22913	Driveshaft	L			26	L:615/A:22/Ø Tripodroller:28

		Transm.	with ABS Ring		Part-No.	Description	L	F	Wheel Side	Gear Box Side	Pic. No.	Technical Specification  Further details on page I
		MT Manual AT Autom.					Left R Right	Front R Rear				




( FIAT )

( FIAT )

RITMO I (138A)													
60 1.0 (44 kW)	09.78 - 09.82	MT			22914	Driveshaft	R				26	L:880/A:22/Ø Tripodroller:28	
		MT			21252	Joint Kit			ws		27	A:22/F:20/O:48/Z	
		MT			21276	Tripod					gs	42	G:20/Ø Tripodroller:28
		MT			26001	Boot Kit				ws			L:83/Ø1=21/Ø2=70
		MT			21251	Boot Kit					gs		L:84/Ø1=25/Ø2=64
65 1.3 (48 kW)	01.78 - 09.82	MT			22913	Driveshaft	L				26	L:615/A:22/Ø Tripodroller:28	
		MT			22914	Driveshaft	R				26	L:880/A:22/Ø Tripodroller:28	
		MT			21252	Joint Kit			ws			27	A:22/F:20/O:48/Z
		MT			21276	Tripod					gs	42	G:20/Ø Tripodroller:28
		MT			26001	Boot Kit				ws			L:83/Ø1=21/Ø2=70
70 1.3 (48 kW)	11.83 - 08.85	MT			21252	Joint Kit				ws	27	A:22/F:20/O:48/Z	
		MT			21276	Tripod				gs	42	G:20/Ø Tripodroller:28	
		MT			26001	Boot Kit				ws		L:83/Ø1=21/Ø2=70	
		MT			21251	Boot Kit					gs	L:84/Ø1=25/Ø2=64	
		MT			21252	Joint Kit						27	A:22/F:20/O:48/Z
75 1.3 (55 kW)	01.81 - 09.82	AT			22917	Driveshaft	L				1	L:505/A:22	
		AT			22918	Driveshaft	R				1	L:525/A:22	
		MT			21252	Joint Kit			ws			27	A:22/F:20/O:48/Z
		MT			21273	Tripod					gs	42	G:20/Ø Tripodroller:32
		MT			26001	Boot Kit				ws			L:83/Ø1=21/Ø2=70
75 1.5 (55 kW)	01.78 - 10.82	MT			21251	Boot Kit					gs	L:84/Ø1=25/Ø2=64	
		MT			21258	Joint Kit			ws		27	A:22/F:25/O:48/X	
		AT			21252	Joint Kit			ws			27	A:22/F:20/O:48/Z
		MT/AT			21273	Tripod					gs	42	G:20/Ø Tripodroller:32
		MT			26052	Boot Kit				ws			L:86/Ø1=22/Ø2=77
75 i.e. 1.5 (55 kW)	10.85 - 05.87	AT			26001	Boot Kit				ws		L:83/Ø1=21/Ø2=70	
		MT			21258	Joint Kit			ws		27	A:22/F:25/O:48/X	
		AT			21252	Joint Kit			ws			27	A:22/F:20/O:48/Z
		MT/AT			21273	Tripod					gs	42	G:20/Ø Tripodroller:32
		MT			26052	Boot Kit				ws			L:86/Ø1=22/Ø2=77
85 1.5 (63 kW)	01.81 - 09.82	AT			26001	Boot Kit				ws		L:83/Ø1=21/Ø2=70	
		MT			22915	Driveshaft	L				26	L:615/A:22/Ø Tripodroller:32	
		MT			22916	Driveshaft	R					26	L:880/A:22/Ø Tripodroller:32
		MT			21258	Joint Kit			ws			27	A:22/F:25/O:48/X
		AT			21252	Joint Kit			ws			27	A:22/F:20/O:48/Z
90 i.e. 1.6 (66 kW)	09.85 - 12.87	MT			21273	Tripod					gs	42	G:20/Ø Tripodroller:32
		MT			26052	Boot Kit				ws			L:86/Ø1=22/Ø2=77
		AT			26001	Boot Kit				ws			L:83/Ø1=21/Ø2=70
		MT			21258	Joint Kit				ws		27	A:22/F:25/O:48/X
		MT			21311	Joint Kit					gs	29	G:25/Ø Joint:100
MT			26052	Boot Kit				ws			L:86/Ø1=22/Ø2=77		



		MT			<b>26063</b>	Boot Kit				gs		L:88/Ø1=25/Ø2=61
105 Sport 1.6 (77 kW)	05.81 - 12.82	MT			<b>21258</b>	Joint Kit		ws		27	A:22/F:25/O:48/X	
		MT			<b>21311</b>	Joint Kit			gs	29	G:25/Ø Joint:100	
		MT			<b>26052</b>	Boot Kit		ws			L:86/Ø1=22/Ø2=77	
		MT			<b>26063</b>	Boot Kit			gs		L:88/Ø1=25/Ø2=61	
125 TC Abarth 2.0 (92 kW)	11.81 - 09.82	MT			<b>22922</b>	Driveshaft	L			1	L:465/A:25	
		MT			<b>22923</b>	Driveshaft	R			1	L:495/A:25	
		MT			<b>21311</b>	Joint Kit			gs	29	G:25/Ø Joint:100	
		MT			<b>21307</b>	Joint		ws		34	A:25/F:25	
		MT			<b>26063</b>	Boot Kit			gs		L:88/Ø1=25/Ø2=61	
<b>RITMO II (138A)</b>												
60 1.1 (40 kW)	10.82 - 10.85	MT			<b>22915</b>	Driveshaft	L			26	L:615/A:22/Ø Tripodroller:32	
		MT			<b>22916</b>	Driveshaft	R			26	L:880/A:22/Ø Tripodroller:32	
		MT			<b>21252</b>	Joint Kit		ws		27	A:22/F:20/O:48/Z	
		MT			<b>21273</b>	Tripod			gs	42	G:20/Ø Tripodroller:32	
		MT			<b>26001</b>	Boot Kit		ws			L:83/Ø1=21/Ø2=70	
60 1.1 (43 kW)	04.85 - 12.87	MT			<b>21251</b>	Boot Kit			gs		L:84/Ø1=25/Ø2=64	
		MT			<b>22915</b>	Driveshaft	L			26	L:615/A:22/Ø Tripodroller:32	
		MT			<b>22916</b>	Driveshaft	R			26	L:880/A:22/Ø Tripodroller:32	
		MT			<b>21252</b>	Joint Kit		ws		27	A:22/F:20/O:48/Z	
		MT			<b>21273</b>	Tripod			gs	42	G:20/Ø Tripodroller:32	
60 Diesel 1.7 (43 kW)	10.82 - 10.85	MT			<b>26001</b>	Boot Kit		ws			L:83/Ø1=21/Ø2=70	
		MT			<b>22911</b>	Driveshaft	L			26	L:558/A:22/Ø Tripodroller:32	
		MT			<b>22912</b>	Driveshaft	R			26	L:930/A:22/Ø Tripodroller:32	
		MT			<b>21252</b>	Joint Kit		ws		27	A:22/F:20/O:48/Z	
		MT			<b>21273</b>	Tripod			gs	42	G:20/Ø Tripodroller:32	
60 Diesel 1.7 (44 kW)	05.85 - 12.87	MT			<b>26001</b>	Boot Kit		ws			L:83/Ø1=21/Ø2=70	
		MT			<b>21252</b>	Joint Kit		ws		27	A:22/F:20/O:48/Z	
		MT			<b>21273</b>	Tripod			gs	42	G:20/Ø Tripodroller:32	
		MT			<b>26001</b>	Boot Kit		ws			L:83/Ø1=21/Ø2=70	
		MT			<b>21251</b>	Boot Kit			gs		L:84/Ø1=25/Ø2=64	
70 1.3 (50 kW)	01.83 - 04.85	MT			<b>22915</b>	Driveshaft	L			26	L:615/A:22/Ø Tripodroller:32	
		MT			<b>22916</b>	Driveshaft	R			26	L:880/A:22/Ø Tripodroller:32	
		MT			<b>21252</b>	Joint Kit		ws		27	A:22/F:20/O:48/Z	
		MT			<b>21273</b>	Tripod			gs	42	G:20/Ø Tripodroller:32	
		MT			<b>26001</b>	Boot Kit		ws			L:83/Ø1=21/Ø2=70	
75 1.5 (55 kW)	09.85 - 12.88	MT			<b>21251</b>	Boot Kit			gs		L:84/Ø1=25/Ø2=64	
		MT			<b>22915</b>	Driveshaft	L			26	L:615/A:22/Ø Tripodroller:32	
		MT			<b>22916</b>	Driveshaft	R			26	L:880/A:22/Ø Tripodroller:32	
		AT			<b>21258</b>	Joint Kit		ws		27	A:22/F:25/O:48/X	
		MT/AT			<b>21252</b>	Joint Kit		ws		27	A:22/F:20/O:48/Z	
80 Turbo Diesel 1.9 (59 kW)	12.85 - 12.87	MT			<b>21273</b>	Tripod			gs	42	G:20/Ø Tripodroller:32	
		MT			<b>26052</b>	Boot Kit		ws			L:86/Ø1=22/Ø2=77	
		AT			<b>26001</b>	Boot Kit		ws			L:83/Ø1=21/Ø2=70	
		MT			<b>21258</b>	Joint Kit		ws		27	A:22/F:25/O:48/X	
		MT			<b>21311</b>	Joint Kit			gs	29	G:25/Ø Joint:100	
85 1.5 (58/60 kW)	01.83 - 12.87	MT			<b>26052</b>	Boot Kit		ws			L:86/Ø1=22/Ø2=77	
		MT			<b>26063</b>	Boot Kit			gs		L:88/Ø1=25/Ø2=61	
		MT			<b>22915</b>	Driveshaft	L			26	L:615/A:22/Ø Tripodroller:32	
		MT			<b>22916</b>	Driveshaft	R			26	L:880/A:22/Ø Tripodroller:32	
		MT			<b>21258</b>	Joint Kit		ws		27	A:22/F:25/O:48/X	




		Transm. MT Manual AT Autom.	with ABS Ring		Part-No.	Description	L Left R Right	F Front R Rear	Wheel Side	Gear Box Side	Pic. No.	Technical Specification  Further details on page I
---	---	---	---------------------	--	----------	-------------	-------------------------	-------------------------	---------------	---------------------	-------------	--

( FIAT )

( FIAT )

RITMO II (138A)													
85 1.5 (58/60 kW)	01.83 - 12.87	AT			21252	Joint Kit			ws		27	A:22/F:20/O:48/Z	
		MT			21273	Tripod				gs	42	G:20/Ø Tripodroller:32	
		MT			26052	Boot Kit			ws				L:86/Ø1=22/Ø2=77
		AT			26001	Boot Kit			ws				L:83/Ø1=21/Ø2=70
		MT/AT			26253	Boot Kit				gs			L:71/Ø1=22/Ø2=65
90 1.6 i.e. (66 kW)	12.85 - 12.87	MT/AT		04.85 - 02.86	26254	Boot Kit			gs			L:75/Ø1=22/Ø2=72	
		MT/AT		03.86 -	26257	Boot Kit			gs			L:77/Ø1=21/Ø2=79	
		MT			21258	Joint Kit			ws		27	A:22/F:25/O:48/X	
100 1.6 (74 kW)	01.83 - 12.87	MT			21311	Joint Kit			gs		29	G:25/Ø Joint:100	
		MT			26052	Boot Kit			ws			L:86/Ø1=22/Ø2=77	
		MT			26063	Boot Kit			gs			L:88/Ø1=25/Ø2=61	
		MT			21258	Joint Kit			ws		27	A:22/F:25/O:48/X	
105 1.6 (77 kW)	01.83 - 12.87	MT			21311	Joint Kit			gs		29	G:25/Ø Joint:100	
		MT			26052	Boot Kit			ws			L:86/Ø1=22/Ø2=77	
		MT			26063	Boot Kit			gs			L:88/Ø1=25/Ø2=61	
		MT			21258	Joint Kit			ws		27	A:22/F:25/O:48/X	
125 TC Abarth 2.0 (92 kW)	12.82 - 12.87	MT			21311	Joint Kit			gs		29	G:25/Ø Joint:100	
		MT			26052	Boot Kit			ws			L:86/Ø1=22/Ø2=77	
		MT			26063	Boot Kit			gs			L:88/Ø1=25/Ø2=61	
		MT			22922	Driveshaft	L				1	L:465/A:25	
130 TC Abarth 2.0 (96 kW)	04.83 - 12.87	MT			22923	Driveshaft	R				1	L:495/A:25	
		MT			21311	Joint Kit			gs		29	G:25/Ø Joint:100	
		MT			21307	Joint			ws		34	A:25/F:25	
		MT			26063	Boot Kit			gs			L:88/Ø1=25/Ø2=61	
130 TC Abarth 2.0 (96 kW)	04.83 - 12.87	MT			22922	Driveshaft	L				1	L:465/A:25	
		MT			22923	Driveshaft	R				1	L:495/A:25	
		MT			21311	Joint Kit			gs		29	G:25/Ø Joint:100	
		MT			21307	Joint			ws		34	A:25/F:25	
		MT			26063	Boot Kit			gs			L:88/Ø1=25/Ø2=61	
SCUDO (220P/220L)													
1.6 (58 kW)	02.96 -	MT		gear BE3	20952	Driveshaft	L				6	L:650/A:27/D:24	
		MT	x	gear BE3	20954	Driveshaft	L				6	L:650/A:27/D:24/ABS:48	
		MT		gear BE3	20953	Driveshaft	R				9	L:940/A:27/D:24	
		MT	x	gear BE3	20955	Driveshaft	R				9	L:940/A:27/D:24/ABS:48	
		MT	x		24526	Joint Kit			ws		27	A:27/F:34/O:58/X/ABS:48	
		MT		TPE boot	24540	Boot Kit			ws				L:112/Ø1=25.5/Ø2=84.5
		MT			23049	Boot Kit				gs			L:172/Ø1=19/Ø2=78/with cap
2.0 16V (100 kW)	06.00 -	MT		for tripod joint	24552	Boot Kit			gs			L:96/Ø1=25.5/Ø2=70	
		MT	x		24526	Joint Kit			ws		27	A:27/F:34/O:58/X/ABS:48	
		MT		TPE boot	24540	Boot Kit			ws			L:112/Ø1=25.5/Ø2=84.5	
		MT		for tripod joint	24552	Boot Kit			gs			L:96/Ø1=25.5/Ø2=70	

1.9 D (51 kW)	02.96 -	MT		gear BE3	<b>20952</b>	Driveshaft	L				6	L:650/A:27/D:24
		MT	x	gear BE3	<b>20954</b>	Driveshaft	L				6	L:650/A:27/D:24/ABS:48
		MT		gear BE3	<b>20953</b>	Driveshaft	R				9	L:940/A:27/D:24
		MT	x	gear BE3	<b>20955</b>	Driveshaft	R				9	L:940/A:27/D:24/ABS:48
		MT	x		<b>24526</b>	Joint Kit			ws		27	A:27/F:34/O:58/X/ABS:48
		MT		TPE boot	<b>24540</b>	Boot Kit			ws			L:112/Ø1=25.5/Ø2=84.5
		MT			<b>23049</b>	Boot Kit				gs		L:172/Ø1=19/Ø2=78/with cap
		MT		for tripod joint	<b>24552</b>	Boot Kit				gs		L:96/Ø1=25.5/Ø2=70
1.9 TD (66/68 kW)	02.96 -	MT		gear ME5/ML	<b>20956</b>	Driveshaft	L				6	L:650/A:27/D:37
		MT	x	gear ME5/ML	<b>20958</b>	Driveshaft	L				6	L:650/A:27/D:37/ABS:48
		MT		gear ME5/ML	<b>20957</b>	Driveshaft	R				9	L:940/A:27/D:37
		MT	x	gear ME5/ML	<b>20959</b>	Driveshaft	R				9	L:940/A:27/D:37/ABS:48
		MT	x		<b>24543</b>	Joint Kit			ws		27	A:27/F:39/DF:28.6/O:58/X/ABS:48
		MT		TPE boot	<b>21168</b>	Boot Kit			ws			L:83/Ø1=29/Ø2=95
		MT			<b>24544</b>	Boot Kit			ws			L:113/Ø1=29.3/Ø2=92
1.9 TD Eco (66 kW)	02.96 -	MT		gear ME5/ML	<b>20956</b>	Driveshaft	L				6	L:650/A:27/D:37
		MT	x	gear ME5/ML	<b>20958</b>	Driveshaft	L				6	L:650/A:27/D:37/ABS:48
		MT		gear ME5/ML	<b>20957</b>	Driveshaft	R				9	L:940/A:27/D:37
		MT	x	gear ME5/ML	<b>20959</b>	Driveshaft	R				9	L:940/A:27/D:37/ABS:48
		MT	x		<b>24543</b>	Joint Kit			ws		27	A:27/F:39/DF:28.6/O:58/X/ABS:48
		MT		TPE boot	<b>21168</b>	Boot Kit			ws			L:83/Ø1=29/Ø2=95
		MT			<b>24544</b>	Boot Kit			ws			L:113/Ø1=29.3/Ø2=92
2.0 JTD (69/80 kW)	12.99 -	MT			<b>22869</b>	Driveshaft	L				6	L:641/A:27/D:37
		MT	x		<b>22871</b>	Driveshaft	L				6	L:641/A:27/D:37/ABS:48
		MT			<b>22870</b>	Driveshaft	R				9	L:955/A:27/D:37
		MT	x		<b>22872</b>	Driveshaft	R				9	L:955/A:27/D:37/ABS:48
		MT	x		<b>24545</b>	Joint Kit			ws		27	A:27/F:39/DF:28.6/O:58/X/ABS:48
		MT		TPE boot	<b>24546</b>	Boot Kit			ws			L:112/Ø1=29/Ø2=97
		MT			<b>23223</b>	Boot Kit				gs		L:94/Ø1=29/Ø2=75
<b>SEICENTO / SEICENTO VAN (187)</b>												
0.9 (29 kW)	01.98 -	MT		- VET-No. 0047303	<b>22842</b>	Driveshaft	L				26	L:535/A:22/Ø Tripodroller:29
		MT		VET-No. 0047304 -	<b>23786</b>	Driveshaft	L					L:540/A:22/O:71.4/Ø Tripodroller:29
		MT		- VET-No. 0047303	<b>22843</b>	Driveshaft	R				26	L:795/A:22/Ø Tripodroller:29
		MT		VET-No. 0047304 -	<b>23787</b>	Driveshaft	R					L:796/A:22/O:71.4
		MT		- VET-No. 0047303	<b>21230</b>	Joint Kit			ws		27	A:22/F:20/Z
		MT		VET-No. 0047304 - , ABS seat prepared	<b>24629</b>	Joint Kit			ws		27	A:22/F20/O:47/Z
		MT		- VET-No. 0047303	<b>26187</b>	Boot Kit			ws			L:83/Ø1=21/Ø2=70
1.1 (40 kW)	01.98 -	MT		VET-No. 0047304 -	<b>24630</b>	Boot Kit			ws			L:83/Ø1=23/Ø2=76
		MT		- VET-No. 0047303	<b>22844</b>	Driveshaft	L				6	L:555/A:22
		MT		VET-No. 0047304 -	<b>23792</b>	Driveshaft	L				6	L:553/A:22/D:22/O:71.4
		MT		gear SA157	<b>23786</b>	Driveshaft	L					L:540/A:22/O:71.4/Ø Tripodroller:29
		MT		VET-No. 0047304 -	<b>23793</b>	Driveshaft	R				6	L:774/A:22/D:22/O:71.4
		MT		gear SA157	<b>23787</b>	Driveshaft	R					L:796/A:22/O:71.4
		MT		- VET-No. 0047303	<b>21230</b>	Joint Kit			ws		27	A:22/F:20/Z
		MT		VET-No. 0047304 - , ABS seat prepared	<b>24629</b>	Joint Kit			ws		27	A:22/F20/O:47/Z
		MT		- VET-No. 0047303	<b>26187</b>	Boot Kit			ws			L:83/Ø1=21/Ø2=70
MT		VET-No. 0047304 -	<b>24630</b>	Boot Kit			ws			L:83/Ø1=23/Ø2=76		




		Transm.	with ABS Ring		Part-No.	Description	L Left R Right	F Front R Rear	Wheel Side	Gear Box Side	Pic. No.	Technical Specification  Further details on page I
		MT Manual AT Autom.										

( FIAT )

( FIAT )

SIENA												
1.0 (45 kW)	09.98 -	MT		TPE boot	21146	Joint Kit			ws		27	A:22/F:20/O:52/Z
		MT		TPE boot	21139	Boot Kit			ws			L:89/Ø1=22/Ø2=77
1.2 (54 kW)	09.98 -	MT		TPE boot	21145	Joint Kit			ws		27	A:22/F:22/O:52/Z
		MT	x	TPE boot	21144	Joint Kit			ws		27	A:22/F:22/O:52/Z/ABS:44
		MT		TPE boot	21138	Boot Kit			ws			L:87/Ø1=22.5/Ø2=82
1.4 (51 kW)	04.96 -	MT		TPE boot	21145	Joint Kit			ws		27	A:22/F:22/O:52/Z
		MT	x	TPE boot	21144	Joint Kit			ws		27	A:22/F:22/O:52/Z/ABS:44
		MT		TPE boot	21138	Boot Kit			ws			L:87/Ø1=22.5/Ø2=82
1.6 16V (78 kW)	09.98 -	MT		TPE boot	21145	Joint Kit			ws		27	A:22/F:22/O:52/Z
		MT	x	TPE boot	21144	Joint Kit			ws		27	A:22/F:22/O:52/Z/ABS:44
		MT		TPE boot	21138	Boot Kit			ws			L:87/Ø1=22.5/Ø2=82
1.3 JTD (51 kW)	01.02 - 12.04	MT		TPE boot	22208	Joint Kit			ws		27	A:25/F:24/DF:24.8/O:51/Z
		MT		TPE boot	22209	Boot Kit			ws			L:122/Ø1=24.65/Ø2=82.5
SPAZIO (BRAZIL)												
1.05, 1.3	01.83 - 12.84	MT			21250	Joint Kit			ws		27	A:20/F:20/O:43/Z
		MT			26001	Boot Kit			ws			L:83/Ø1=21/Ø2=70
STILO (192) / STILO MULTI WAGON												
1.2 16V (59 kW)	02.02 -	MT		TPE boot	21147	Joint Kit			ws		27	A:22/F:21/O:51/Z
		MT		TPE boot	21140	Boot Kit			ws			L:89/Ø1=22/Ø2=75
1.4 16V (70 kW)	01.04 -	MT			22252	Joint Kit			ws		27	A:25/F:24/DF:24.8/O:51/Z
		MT		TPE boot	22204	Boot Kit			ws			L:87/Ø1=22/Ø2=78
1.6 16V (76 kW)	10.01 -	MT			22252	Joint Kit			ws		27	A:25/F:24/DF:24.8/O:51/Z
		MT		TPE boot	22204	Boot Kit			ws			L:87/Ø1=22/Ø2=78
		MT			23192	Boot Kit				gs		L:93/Ø1=20/Ø2=61
1.8 16V (98 kW)	10.01 -	MT		- 04.02	22214	Joint Kit			ws		27	A:25/F:25/DF:25.84/O:51/Z
		MT		04.02 -	22251	Joint Kit			ws		27	A:25/F:24/DF:24.8/O:51/Z
		MT			23677	Joint Kit				gs	29	G:25/Ø Joint:100
		MT		- 04.02, TPE boot	22215	Boot Kit			ws			L:98/Ø1=27/Ø2=86
		MT		04.02 -, TPE boot	22209	Boot Kit			ws			L:122/Ø1=24.65/Ø2=82.5
		MT			23678	Boot Kit				gs		L:81/Ø1=25/Ø2=58
1.9 D Multijet (74 kW)	09.05 -	MT			23677	Joint Kit				gs	29	G:25/Ø Joint:100
		MT			23678	Boot Kit				gs		L:81/Ø1=25/Ø2=58
1.9 JTD (59 kW)	02.02 -	MT			22251	Joint Kit			ws		27	A:25/F:24/DF:24.8/O:51/Z
		MT			23677	Joint Kit				gs	29	G:25/Ø Joint:100
		MT		TPE boot	22209	Boot Kit			ws			L:122/Ø1=24.65/Ø2=82.5
		MT			23678	Boot Kit				gs		L:81/Ø1=25/Ø2=58
1.9 JTD (85 kW)	10.01 -	MT			22213	Joint Kit			ws		27	A:25/F:26/DF:26.9/O:51/Z
		MT		TPE boot	21142	Boot Kit			ws			L:98/Ø1=27/Ø2=90
2.4 20V (125 kW)	10.01 -	MT			22212	Joint Kit			ws		27	A:25/F:26/DF:26.9/Z
		MT		TPE boot	21142	Boot Kit			ws			L:98/Ø1=27/Ø2=90

<b>STRADA (178E)</b>												
1.7 TD (51 kW)	06.99 -	MT			<b>22977</b>	Boot Kit			ws			L:87/Ø1=23/Ø2=80.5
		MT			<b>23192</b>	Boot Kit				gs		L:93/Ø1=20/Ø2=61
1.9 JTD (59 kW)	04.03 -	MT			<b>22208</b>	Joint Kit			ws		27	A:25/F:24/DF:24.8/O:51/Z
		MT		TPE boot	<b>22209</b>	Boot Kit			ws			L:122/Ø1=24.65/Ø2=82.5
<b>TALENTO (290)</b>												
1.9 D (52 kW)	03.89 - 03.94	MT			<b>21648</b>	Driveshaft	L				6	L:710/A:28/D:25
		MT		without intermediate bearing	<b>21644</b>	Driveshaft	R				6	L:1071/A:28/D:25
		MT			<b>21257</b>	Joint Kit			ws		27	A:28/F:27
		MT			<b>21281</b>	Tripod				gs	42	G:27/Ø Tripodroller:50.2
		MT			<b>26167</b>	Boot Kit			ws			L:152/Ø1=25/Ø2=98
2.0 (55 kW)	03.89 - 03.94	MT			<b>21648</b>	Driveshaft	L				6	L:710/A:28/D:25
		MT		with intermediate bearing	<b>21647</b>	Driveshaft	R				9	L:1071/A:28/D:25
		MT			<b>21257</b>	Joint Kit			ws		27	A:28/F:27
		MT			<b>21281</b>	Tripod				gs	42	G:27/Ø Tripodroller:50.2
		MT			<b>26167</b>	Boot Kit			ws			L:152/Ø1=25/Ø2=98
<b>TEMPRA</b>												
1.4 i.e. (51/57 kW)	03.91 - 08.96	MT/AT			<b>22858</b>	Driveshaft	L				26	L:570/A:22/O:46.5/Ø Tripodroller:32
		MT/AT			<b>23334</b>	Driveshaft	R					L:933/A:22/O:46.5/Ø Tripodroller:32
		MT/AT			<b>21235</b>	Joint Kit			ws		27	A:22/F:20/Z
		MT/AT	x		<b>21236</b>	Joint Kit			ws		27	A:22/F:20/Z/ABS:44
		AT			<b>21311</b>	Joint Kit				gs	29	G:25/Ø Joint:100
		MT/AT			<b>26203</b>	Boot Kit			ws			L:83/Ø1=23/Ø2=76
		MT		without bearing	<b>26255</b>	Boot Kit				gs		L:93/Ø1=24/Ø2=76
		MT		with bearing	<b>26221</b>	Boot Kit				gs		L:93/Ø1=24/Ø2=76
		AT			<b>26063</b>	Boot Kit				gs		L:88/Ø1=25/Ø2=61
1.6 (63 kW)	03.90 - 04.93	MT/AT			<b>22858</b>	Driveshaft	L				26	L:570/A:22/O:46.5/Ø Tripodroller:32
		MT/AT			<b>23334</b>	Driveshaft	R					L:933/A:22/O:46.5/Ø Tripodroller:32
		MT/AT		- 07.90	<b>21234</b>	Joint Kit			ws		27	A:22/F:20/Z
		MT/AT		07.90 -	<b>21235</b>	Joint Kit			ws		27	A:22/F:20/Z
		MT/AT	x		<b>21236</b>	Joint Kit			ws		27	A:22/F:20/Z/ABS:44
		AT			<b>21311</b>	Joint Kit				gs	29	G:25/Ø Joint:100
		MT/AT		- 07.90	<b>26202</b>	Boot Kit			ws			L:93/Ø1=20/Ø2=70
		MT/AT		07.90 -	<b>26203</b>	Boot Kit			ws			L:83/Ø1=23/Ø2=76
		MT		without bearing	<b>26255</b>	Boot Kit				gs		L:93/Ø1=24/Ø2=76
		MT		with bearing	<b>26221</b>	Boot Kit				gs		L:93/Ø1=24/Ø2=76
		AT			<b>26063</b>	Boot Kit				gs		L:88/Ø1=25/Ø2=61
1.6 i.e. (55-66 kW)	06.90 - 08.96	MT/AT			<b>23335</b>	Driveshaft	L/R					L:468/A:25/O:52
		MT/AT			<b>21235</b>	Joint Kit			ws		27	A:22/F:20/Z
		MT/AT	x		<b>21236</b>	Joint Kit			ws		27	A:22/F:20/Z/ABS:44
		AT			<b>21311</b>	Joint Kit				gs	29	G:25/Ø Joint:100
		MT/AT			<b>26203</b>	Boot Kit			ws			L:83/Ø1=23/Ø2=76
		MT		without bearing	<b>26255</b>	Boot Kit				gs		L:93/Ø1=24/Ø2=76
		MT		with bearing	<b>26221</b>	Boot Kit				gs		L:93/Ø1=24/Ø2=76
		AT			<b>26063</b>	Boot Kit				gs		L:88/Ø1=25/Ø2=61
1.8 i.e. (66-81 kW)	03.90 - 08.96	MT			<b>21237</b>	Joint Kit			ws		27	A:25/F:25/O:52/X
		MT	x		<b>21238</b>	Joint Kit			ws		27	A:25/F:25/O:52/ABS:44
		MT			<b>21311</b>	Joint Kit				gs	29	G:25/Ø Joint:100
		MT			<b>26204</b>	Boot Kit			ws			L:81/Ø1=24/Ø2=76




		Transm.	with ABS Ring		Part-No.	Description	L	F	Wheel Side	Gear Box Side	Pic. No.	Technical Specification  Further details on page I
		MT Manual AT Autom.					Left R Right	Front R Rear				

( FIAT )

( FIAT )

TEMPRA												
1.8 i.e. (66-81 kW)	03.90 - 08.96	MT		ABS	26206	Boot Kit			ws	gs		L:99/Ø1=23/Ø2=83
		MT			26063	Boot Kit				gs		L:88/Ø1=25/Ø2=61
1.9 D (48 kW)	07.91 - 08.96	MT			22858	Driveshaft	L				26	L:570/A:22/O:46.5/Ø Tripodroller:32
		MT			23334	Driveshaft	R					L:933/A:22/O:46.5/Ø Tripodroller:32
		MT			21235	Joint Kit			ws		27	A:22/F:20/Z
		MT	x		21236	Joint Kit			ws		27	A:22/F:20/Z/ABS:44
		MT			26203	Boot Kit			ws			L:83/Ø1=23/Ø2=76
		MT		without bearing	26255	Boot Kit				gs		L:93/Ø1=24/Ø2=76
		MT		with bearing	26221	Boot Kit				gs		L:93/Ø1=24/Ø2=76
1.9 TD (59/66 kW)	05.90 - 08.96	MT			23335	Driveshaft	L/R					L:468/A:25/O:52
		MT			21237	Joint Kit			ws		27	A:25/F:25/O:52/X
		MT	x		21238	Joint Kit			ws		27	A:25/F:25/O:52/ABS:44
		MT			21311	Joint Kit				gs	29	G:25/Ø Joint:100
		MT			26204	Boot Kit			ws			L:81/Ø1=24/Ø2=76
		MT		ABS	26206	Boot Kit			ws			L:99/Ø1=23/Ø2=83
		MT			26063	Boot Kit				gs		L:88/Ø1=25/Ø2=61
2.0 i.e. (83 kW)	10.90 - 08.96	MT			21239	Joint Kit			ws		27	A:25/F:25/O:52/X
		MT	x		21238	Joint Kit			ws		27	A:25/F:25/O:52/ABS:44
		MT			21311	Joint Kit				gs	29	G:25/Ø Joint:100
		MT			26206	Boot Kit			ws			L:99/Ø1=23/Ø2=83
		MT			26063	Boot Kit				gs		L:88/Ø1=25/Ø2=61
2.0 i.e. 4X4 (83 kW)	03.92 - 03.95	MT			21239	Joint Kit		F	ws		27	A:25/F:25/O:52/X
		MT	x		21238	Joint Kit		F	ws		27	A:25/F:25/O:52/ABS:44
		MT			21311	Joint Kit		F		gs	29	G:25/Ø Joint:100
		MT			26206	Boot Kit		F	ws			L:99/Ø1=23/Ø2=83
		MT			26063	Boot Kit		F		gs		L:88/Ø1=25/Ø2=61
TIPO (160)												
1.1 (41 kW)	01.88 - 10.91	MT			22858	Driveshaft	L				26	L:570/A:22/O:46.5/Ø Tripodroller:32
		MT	x		22860	Driveshaft	L				26	L:570/A:22/ABS:44/Ø Tripodroller:32
		MT			22859	Driveshaft	R				26	L:928/A:22/Ø Tripodroller:32
		MT	x		22861	Driveshaft	R				26	L:928/A:22/ABS:44/Ø Tripodroller:32
		MT/AT		- 07.90	21234	Joint Kit			ws		27	A:22/F:20/Z
		MT/AT		07.90 -	21235	Joint Kit			ws		27	A:22/F:20/Z
		MT/AT	x		21236	Joint Kit			ws		27	A:22/F:20/Z/ABS:44
		AT			21311	Joint Kit				gs	29	G:25/Ø Joint:100
		MT			21273	Tripod				gs	42	G:20/Ø Tripodroller:32
		MT		- 07.90	26202	Boot Kit			ws			L:93/Ø1=20/Ø2=70
		MT		07.90 -	26203	Boot Kit			ws			L:83/Ø1=23/Ø2=76
		AT			26203	Boot Kit			ws			L:83/Ø1=23/Ø2=76
		MT		without bearing	26255	Boot Kit				gs		L:93/Ø1=24/Ø2=76
		MT		with bearing	26221	Boot Kit				gs		L:93/Ø1=24/Ø2=76

		AT			<b>26063</b>	Boot Kit				gs		L:88/Ø1=25/Ø2=61
1.4 (52 kW)	07.87 - 12.89	MT/AT			<b>22858</b>	Driveshaft	L				26	L:570/A:22/O:46.5/Ø Tripodroller:32
		MT/AT	x		<b>22860</b>	Driveshaft	L				26	L:570/A:22/ABS:44/Ø Tripodroller:32
		MT/AT			<b>22859</b>	Driveshaft	R				26	L:928/A:22/Ø Tripodroller:32
		MT/AT	x		<b>22861</b>	Driveshaft	R				26	L:928/A:22/ABS:44/Ø Tripodroller:32
		MT/AT			<b>21234</b>	Joint Kit			ws		27	A:22/F:20/Z
		MT/AT	x		<b>21236</b>	Joint Kit			ws		27	A:22/F:20/Z/ABS:44
		AT			<b>21311</b>	Joint Kit				gs	29	G:25/Ø Joint:100
		MT			<b>21273</b>	Tripod				gs	42	G:20/Ø Tripodroller:32
		MT/AT			<b>26202</b>	Boot Kit			ws			L:93/Ø1=20/Ø2=70
		MT/AT		ABS	<b>26203</b>	Boot Kit			ws			L:83/Ø1=23/Ø2=76
		MT		without bearing	<b>26255</b>	Boot Kit				gs		L:93/Ø1=24/Ø2=76
		MT		with bearing	<b>26221</b>	Boot Kit				gs		L:93/Ø1=24/Ø2=76
		AT			<b>26063</b>	Boot Kit				gs		L:88/Ø1=25/Ø2=61
1.4 i.e. (51/57 kW)	05.89 - 04.95	MT/AT			<b>22858</b>	Driveshaft	L				26	L:570/A:22/O:46.5/Ø Tripodroller:32
		MT/AT	x		<b>22860</b>	Driveshaft	L				26	L:570/A:22/ABS:44/Ø Tripodroller:32
		MT/AT			<b>22859</b>	Driveshaft	R				26	L:928/A:22/Ø Tripodroller:32
		MT/AT	x		<b>22861</b>	Driveshaft	R				26	L:928/A:22/ABS:44/Ø Tripodroller:32
		MT/AT		- 07.90	<b>21234</b>	Joint Kit			ws		27	A:22/F:20/Z
		MT/AT		07.90 -	<b>21235</b>	Joint Kit			ws		27	A:22/F:20/Z
		MT/AT	x		<b>21236</b>	Joint Kit			ws		27	A:22/F:20/Z/ABS:44
		AT			<b>21311</b>	Joint Kit				gs	29	G:25/Ø Joint:100
		MT			<b>21273</b>	Tripod				gs	42	G:20/Ø Tripodroller:32
		MT/AT		- 07.90	<b>26202</b>	Boot Kit			ws			L:93/Ø1=20/Ø2=70
		MT/AT		07.90 -	<b>26203</b>	Boot Kit			ws			L:83/Ø1=23/Ø2=76
		MT/AT		ABS	<b>26203</b>	Boot Kit			ws			L:83/Ø1=23/Ø2=76
		MT		without bearing	<b>26255</b>	Boot Kit				gs		L:93/Ø1=24/Ø2=76
		MT		with bearing	<b>26221</b>	Boot Kit				gs		L:93/Ø1=24/Ø2=76
		AT			<b>26063</b>	Boot Kit				gs		L:88/Ø1=25/Ø2=61
1.6 (61 kW)	01.88 - 10.91	MT/AT			<b>22858</b>	Driveshaft	L				26	L:570/A:22/O:46.5/Ø Tripodroller:32
		MT/AT	x		<b>22860</b>	Driveshaft	L				26	L:570/A:22/ABS:44/Ø Tripodroller:32
		MT/AT			<b>22859</b>	Driveshaft	R				26	L:928/A:22/Ø Tripodroller:32
		MT/AT	x		<b>22861</b>	Driveshaft	R				26	L:928/A:22/ABS:44/Ø Tripodroller:32
		MT/AT		- 07.90	<b>21234</b>	Joint Kit			ws		27	A:22/F:20/Z
		MT/AT		07.90 -	<b>21235</b>	Joint Kit			ws		27	A:22/F:20/Z
		MT/AT	x		<b>21236</b>	Joint Kit			ws		27	A:22/F:20/Z/ABS:44
		AT			<b>21311</b>	Joint Kit				gs	29	G:25/Ø Joint:100
		MT			<b>21273</b>	Tripod				gs	42	G:20/Ø Tripodroller:32
		MT/AT		- 07.90	<b>26202</b>	Boot Kit			ws			L:93/Ø1=20/Ø2=70
		MT/AT		07.90 -	<b>26203</b>	Boot Kit			ws			L:83/Ø1=23/Ø2=76
		MT/AT		ABS	<b>26203</b>	Boot Kit			ws			L:83/Ø1=23/Ø2=76
		MT		without bearing	<b>26255</b>	Boot Kit				gs		L:93/Ø1=24/Ø2=76
		MT		with bearing	<b>26221</b>	Boot Kit				gs		L:93/Ø1=24/Ø2=76
		AT			<b>26063</b>	Boot Kit				gs		L:88/Ø1=25/Ø2=61
1.6 i.e. (66 kW)	02.88 - 05.91	MT			<b>21237</b>	Joint Kit			ws		27	A:25/F:25/O:52/X
		MT	x		<b>21238</b>	Joint Kit			ws		27	A:25/F:25/O:52/ABS:44
		MT			<b>21311</b>	Joint Kit				gs	29	G:25/Ø Joint:100
		MT			<b>26204</b>	Boot Kit			ws			L:81/Ø1=24/Ø2=76
		MT		ABS	<b>26206</b>	Boot Kit			ws			L:99/Ø1=23/Ø2=83
		MT			<b>26063</b>	Boot Kit				gs		L:88/Ø1=25/Ø2=61
1.6 i.e. (55/57 kW)	07.90 - 04.95	MT/AT			<b>21235</b>	Joint Kit			ws		27	A:22/F:20/Z

		Transm.	with ABS Ring		Part-No.	Description	L	F	Wheel Side	Gear Box Side	Pic. No.	Technical Specification  Further details on page I
		MT Manual AT Autom.					Left R Right	Front R Rear				




( FIAT )

( FIAT )

TIPO (160)													
1.6 i.e. (55/57 kW)	07.90 - 04.95	MT/AT	x		21236	Joint Kit				ws	27	A:22/F:20/Z/ABS:44	
		AT			21311	Joint Kit				gs	29	G:25/Ø Joint:100	
		MT			21273	Tripod				gs	42	G:20/Ø Tripodroller:32	
		MT/AT			26203	Boot Kit				ws			L:83/Ø1=23/Ø2=76
		MT		without bearing	26255	Boot Kit					gs		L:93/Ø1=24/Ø2=76
		MT		with bearing	26221	Boot Kit					gs		L:93/Ø1=24/Ø2=76
1.7 D (43/45 kW)	01.88 - 10.95	MT			22858	Driveshaft	L				26	L:570/A:22/O:46.5/Ø Tripodroller:32	
		MT	x		22860	Driveshaft	L				26	L:570/A:22/ABS:44/Ø Tripodroller:32	
		MT			22859	Driveshaft	R				26	L:928/A:22/Ø Tripodroller:32	
		MT	x		22861	Driveshaft	R				26	L:928/A:22/ABS:44/Ø Tripodroller:32	
		MT		- 07.90	21234	Joint Kit				ws	27	A:22/F:20/Z	
		MT		07.90 -	21235	Joint Kit				ws	27	A:22/F:20/Z	
		MT	x		21236	Joint Kit				ws	27	A:22/F:20/Z/ABS:44	
		MT		- 07.90	26202	Boot Kit				ws			L:93/Ø1=20/Ø2=70
		MT		07.90 -	26203	Boot Kit				ws			L:83/Ø1=23/Ø2=76
		MT		ABS	26203	Boot Kit				ws			L:83/Ø1=23/Ø2=76
		MT		without bearing	26255	Boot Kit					gs		L:93/Ø1=24/Ø2=76
MT		with bearing	26221	Boot Kit					gs		L:93/Ø1=24/Ø2=76		
1.8 i.e. (66-81 kW)	10.90 - 04.95	MT			22862	Driveshaft	L/R				1	L:465/A:25	
		MT	x		22863	Driveshaft	L/R				1	L:465/A:25/ABS:90	
		MT	x		22864	Driveshaft	L/R				1	L:465/A:25/ABS:44	
		MT			21237	Joint Kit				ws	27	A:25/F:25/O:52/X	
		MT	x		21238	Joint Kit				ws	27	A:25/F:25/O:52/ABS:44	
		MT			21311	Joint Kit					gs	29	G:25/Ø Joint:100
		MT			26204	Boot Kit				ws			L:81/Ø1=24/Ø2=76
		MT		ABS	26206	Boot Kit				ws			L:99/Ø1=23/Ø2=83
MT			26063	Boot Kit					gs		L:88/Ø1=25/Ø2=61		
1.9 D (48 kW)	01.88 - 08.96	MT			22858	Driveshaft	L				26	L:570/A:22/O:46.5/Ø Tripodroller:32	
		MT	x		22860	Driveshaft	L				26	L:570/A:22/ABS:44/Ø Tripodroller:32	
		MT			22859	Driveshaft	R				26	L:928/A:22/Ø Tripodroller:32	
		MT	x		22861	Driveshaft	R				26	L:928/A:22/ABS:44/Ø Tripodroller:32	
		MT			21234	Joint Kit				ws	27	A:22/F:20/Z	
		MT	x		21236	Joint Kit				ws	27	A:22/F:20/Z/ABS:44	
		MT			20526	Joint				ws	34	A:22/F:20/Z	
		MT			26202	Boot Kit				ws			L:93/Ø1=20/Ø2=70
		MT		ABS	26203	Boot Kit				ws			L:83/Ø1=23/Ø2=76
		MT		without bearing	26255	Boot Kit					gs		L:93/Ø1=24/Ø2=76
MT		with bearing	26221	Boot Kit					gs		L:93/Ø1=24/Ø2=76		
1.9 TD (59/66 kW)	03.90 - 04.95	MT			22862	Driveshaft	L/R				1	L:465/A:25	
		MT	x		22863	Driveshaft	L/R				1	L:465/A:25/ABS:90	



		MT	x		<b>22864</b>	Driveshaft	L/R				1	L:465/A:25/ABS:44
		MT			<b>21237</b>	Joint Kit			ws		27	A:25/F:25/O:52/X
		MT	x		<b>21238</b>	Joint Kit			ws		27	A:25/F:25/O:52/ABS:44
		MT			<b>21311</b>	Joint Kit				gs	29	G:25/Ø Joint:100
		MT			<b>26204</b>	Boot Kit			ws			L:81/Ø1=24/Ø2=76
		MT		ABS	<b>26206</b>	Boot Kit			ws			L:99/Ø1=23/Ø2=83
		MT			<b>26063</b>	Boot Kit				gs		L:88/Ø1=25/Ø2=61
2.0 i.e. (80/83 kW)	03.90 - 04.95	MT			<b>22862</b>	Driveshaft	L/R				1	L:465/A:25
		MT	x		<b>22863</b>	Driveshaft	L/R				1	L:465/A:25/ABS:90
		MT	x		<b>22864</b>	Driveshaft	L/R				1	L:465/A:25/ABS:44
		MT			<b>21239</b>	Joint Kit			ws		27	A:25/F:25/O:52/X
		MT	x		<b>21238</b>	Joint Kit			ws		27	A:25/F:25/O:52/ABS:44
		MT			<b>21311</b>	Joint Kit				gs	29	G:25/Ø Joint:100
		MT			<b>26206</b>	Boot Kit			ws			L:99/Ø1=23/Ø2=83
		MT			<b>26063</b>	Boot Kit				gs		L:88/Ø1=25/Ø2=61
2.0 16V (107 kW)	07.91 - 04.95	MT		- 12.93	<b>23677</b>	Joint Kit				gs	29	G:25/Ø Joint:100
		MT		- 12.93	<b>23678</b>	Boot Kit				gs		L:81/Ø1=25/Ø2=58
<b>ULYSSE (220)</b>												
1.8 (73 kW)	05.97 - 08.02	MT		gear BE3	<b>20952</b>	Driveshaft	L				6	L:650/A:27/D:24
		MT	x	gear BE3	<b>20954</b>	Driveshaft	L				6	L:650/A:27/D:24/ABS:48
		MT		gear BE3	<b>20953</b>	Driveshaft	R				9	L:940/A:27/D:24
		MT	x	gear BE3	<b>20955</b>	Driveshaft	R				9	L:940/A:27/D:24/ABS:48
		MT	x		<b>24526</b>	Joint Kit			ws		27	A:27/F:34/O:58/X/ABS:48
		MT		TPE boot	<b>24540</b>	Boot Kit			ws			L:112/Ø1=25.5/Ø2=84.5
		MT			<b>23049</b>	Boot Kit				gs		L:172/Ø1=19/Ø2=78/with cap
		MT		for tripod joint	<b>24552</b>	Boot Kit				gs		L:96/Ø1=25.5/Ø2=70
2.0 (89 kW)	06.94 - 08.02	MT		gear BE3	<b>20952</b>	Driveshaft	L				6	L:650/A:27/D:24
		MT	x	gear BE3	<b>20954</b>	Driveshaft	L				6	L:650/A:27/D:24/ABS:48
		MT		gear BE3	<b>20953</b>	Driveshaft	R				9	L:940/A:27/D:24
		MT	x	gear BE3	<b>20955</b>	Driveshaft	R				9	L:940/A:27/D:24/ABS:48
		MT	x		<b>24526</b>	Joint Kit			ws		27	A:27/F:34/O:58/X/ABS:48
		MT		TPE boot	<b>24540</b>	Boot Kit			ws			L:112/Ø1=25.5/Ø2=84.5
		MT			<b>23049</b>	Boot Kit				gs		L:172/Ø1=19/Ø2=78/with cap
		MT		for tripod joint	<b>24552</b>	Boot Kit				gs		L:96/Ø1=25.5/Ø2=70
2.0 / 2.0 16V (97/100 kW)	05.98 - 08.02	MT	x		<b>24526</b>	Joint Kit			ws		27	A:27/F:34/O:58/X/ABS:48
		MT		TPE boot	<b>24540</b>	Boot Kit			ws			L:112/Ø1=25.5/Ø2=84.5
		MT		for tripod joint	<b>24552</b>	Boot Kit				gs		L:96/Ø1=25.5/Ø2=70
2.0 Turbo (108 kW)	06.94 - 08.02	MT		gear ME5/ML	<b>20956</b>	Driveshaft	L				6	L:650/A:27/D:37
		MT	x	gear ME5/ML	<b>20958</b>	Driveshaft	L				6	L:650/A:27/D:37/ABS:48
		MT		gear ME5/ML	<b>20957</b>	Driveshaft	R				9	L:940/A:27/D:37
		MT	x	gear ME5/ML	<b>20959</b>	Driveshaft	R				9	L:940/A:27/D:37/ABS:48
		MT	x		<b>24543</b>	Joint Kit			ws		27	A:27/F:39/DF:28.6/O:58/X/ABS:48
		MT			<b>21168</b>	Boot Kit			ws			L:83/Ø1=29/Ø2=95
		MT		TPE boot	<b>24544</b>	Boot Kit			ws			L:113/Ø1=29.3/Ø2=92
		MT			<b>21169</b>	Boot Kit				gs		L:93/Ø1=28/Ø2=72
1.9 TD (66 kW)	02.95 - 08.02	MT		gear ME5/ML	<b>20956</b>	Driveshaft	L				6	L:650/A:27/D:37
		MT	x	gear ME5/ML	<b>20958</b>	Driveshaft	L				6	L:650/A:27/D:37/ABS:48
		MT		gear ME5/ML	<b>20957</b>	Driveshaft	R				9	L:940/A:27/D:37
		MT	x	gear ME5/ML	<b>20959</b>	Driveshaft	R				9	L:940/A:27/D:37/ABS:48
		MT	x		<b>24543</b>	Joint Kit			ws		27	A:27/F:39/DF:28.6/O:58/X/ABS:48
		MT			<b>21168</b>	Boot Kit			ws			L:83/Ø1=29/Ø2=95




		Transm.	with ABS Ring		Part-No.	Description	L	F	Wheel Side	Gear Box Side	Pic. No.	Technical Specification  Further details on page I
		MT Manual AT Autom.					Left R Right	Front R Rear				

( FIAT )

( FIAT )

<b>ULYSSE (220)</b>												
1.9 TD (66 kW)	02.95 - 08.02	MT		TPE boot	24544	Boot Kit			ws	gs		L:113/Ø1=29.3/Ø2=92
		MT			21169	Boot Kit				gs		L:93/Ø1=28/Ø2=72
2.0 JTD (80 kW)	10.99 - 08.02	MT			22869	Driveshaft	L				6	L:641/A:27/D:37
		MT	x		22871	Driveshaft	L				6	L:641/A:27/D:37/ABS:48
		MT			22870	Driveshaft	R				9	L:955/A:27/D:37
		MT	x		22872	Driveshaft	R				9	L:955/A:27/D:37/ABS:48
		MT	x		24545	Joint Kit			ws		27	A:27/F:39/DF:28.6/O:58/X/ABS:48
		MT		TPE boot	24546	Boot Kit			ws			L:112/Ø1=29/Ø2=97
		MT			23223	Boot Kit				gs		L:94/Ø1=29/Ø2=75
2.1 TD (80 kW)	03.96 - 10.99	MT	x		24543	Joint Kit			ws		27	A:27/F:39/DF:28.6/O:58/X/ABS:48
		MT		TPE boot	24544	Boot Kit			ws			L:113/Ø1=29.3/Ø2=92
		MT			21169	Boot Kit				gs		L:93/Ø1=28/Ø2=72
<b>UNO (146A)</b>												
1.3 Super Diesel (33 kW)	06.83 - 03.92	MT			21255	Joint Kit			ws		27	A:20/F:20/O:43/Z
		MT			21274	Tripod				gs	42	G:20/Ø Tripodroller:29
		MT			26001	Boot Kit			ws			L:83/Ø1=21/Ø2=70
1.3 Turbo i.e. (73 kW)	01.87 - 12.87	MT		- 11.87	22879	Driveshaft	L/R				1	L:465/A:22
		MT		11.87 -	22879	Driveshaft	L				1	L:465/A:22
		MT		11.87 -	22881	Driveshaft	R				1	L:495/A:22
		MT			21258	Joint Kit			ws		27	A:22/F:25/O:48/X
		MT			26052	Boot Kit			ws			L:86/Ø1=22/Ø2=77
1.3 Turbo i.e. (74 kW)	09.89 - 03.91	MT			22879	Driveshaft	L				1	L:465/A:22
		MT			22881	Driveshaft	R				1	L:495/A:22
		MT			21258	Joint Kit			ws		27	A:22/F:25/O:48/X
		MT			23677	Joint Kit				gs	29	G:25/Ø Joint:100
		MT			26052	Boot Kit			ws			L:86/Ø1=22/Ø2=77
		MT			23678	Boot Kit				gs		L:81/Ø1=25/Ø2=58
1.3 Turbo i.e. (77 kW)	04.85 - 08.89	MT		- 11.87	22879	Driveshaft	L/R				1	L:465/A:22
		MT		11.87 -	22879	Driveshaft	L				1	L:465/A:22
		MT		11.87 -	22881	Driveshaft	R				1	L:495/A:22
		MT			21258	Joint Kit			ws		27	A:22/F:25/O:48/X
		MT			26052	Boot Kit			ws			L:86/Ø1=22/Ø2=77
1.4 Turbo i.e. (82 kW)	09.89 - 09.93	MT			22879	Driveshaft	L				1	L:465/A:22
		MT			22881	Driveshaft	R				1	L:495/A:22
		MT			21258	Joint Kit			ws		27	A:22/F:25/O:48/X
		MT			26052	Boot Kit			ws			L:86/Ø1=22/Ø2=77
1.4 Turbo i.e. (87 kW)	12.89 - 12.96	MT			22879	Driveshaft	L				1	L:465/A:22
		MT			22881	Driveshaft	R				1	L:495/A:22
		MT			21258	Joint Kit			ws		27	A:22/F:25/O:48/X
		MT			26052	Boot Kit			ws			L:86/Ø1=22/Ø2=77
45 0.9 (33 kW)	03.83 - 09.92	MT		- 12.84	22873	Driveshaft	L				26	L:555/A:20/Ø Tripodroller:29

		MT	12.84 -	22875	Driveshaft	L			26	L:555/A:20/Ø Tripodroller:32
		MT	- 12.84	22874	Driveshaft	R			26	L:870/A:20/Ø Tripodroller:29
		MT	12.84 -	22876	Driveshaft	R			26	L:870/A:20/Ø Tripodroller:32
		MT		21255	Joint Kit		ws		27	A:20/F:20/O:43/Z
		MT	- 12.84	21274	Tripod			gs	42	G:20/Ø Tripodroller:29
		MT	12.84 -	21273	Tripod			gs	42	G:20/Ø Tripodroller:32
		MT		26001	Boot Kit		ws			L:83/Ø1=21/Ø2=70
		MT	- 09.87	26257	Boot Kit	L		gs		L:77/Ø1=21/Ø2=79
		MT	- 09.87	26253	Boot Kit	R		gs		L:71/Ø1=22/Ø2=65
		MT	12.84 - 09.87	26254	Boot Kit			gs		L:75/Ø1=22/Ø2=72
		MT	10.87 - , with bearing	26221	Boot Kit	L		gs		L:93/Ø1=24/Ø2=76
		MT	10.87 - , without bearing	26255	Boot Kit	L		gs		L:93/Ø1=24/Ø2=76
		MT	10.87 -	26256	Boot Kit	R		gs		L:89/Ø1=32/Ø2=65
45 1.0 (32/37 kW)	06.86 - 12.93	MT		22875	Driveshaft	L			26	L:555/A:20/Ø Tripodroller:32
		MT		22876	Driveshaft	R			26	L:870/A:20/Ø Tripodroller:32
		MT		21255	Joint Kit		ws		27	A:20/F:20/O:43/Z
		MT		21268	Tripod			gs	42	G:20/Ø Tripodroller:28
		MT		21269	Tripod			gs	42	G:19/Ø Tripodroller:29
		MT		21273	Tripod			gs	42	G:20/Ø Tripodroller:32
		MT		26001	Boot Kit		ws			L:83/Ø1=21/Ø2=70
		MT	- 09.87	26257	Boot Kit	L		gs		L:77/Ø1=21/Ø2=79
		MT	- 09.87	26253	Boot Kit	R		gs		L:71/Ø1=22/Ø2=65
		MT	10.87 - , with bearing	26221	Boot Kit	L		gs		L:93/Ø1=24/Ø2=76
		MT	10.87 - , without bearing	26255	Boot Kit	L		gs		L:93/Ø1=24/Ø2=76
		MT	10.87 -	26256	Boot Kit	R		gs		L:89/Ø1=32/Ø2=65
45 i.e. 1.0 (33 kW)	04.84 - 12.94	MT	- 12.84	22873	Driveshaft	L			26	L:555/A:20/Ø Tripodroller:29
		MT	12.84 -	22875	Driveshaft	L			26	L:555/A:20/Ø Tripodroller:32
		MT	- 12.84	22874	Driveshaft	R			26	L:870/A:20/Ø Tripodroller:29
		MT	12.84 -	22876	Driveshaft	R			26	L:870/A:20/Ø Tripodroller:32
		MT		21255	Joint Kit		ws		27	A:20/F:20/O:43/Z
		MT		21268	Tripod			gs	42	G:20/Ø Tripodroller:28
		MT		21269	Tripod			gs	42	G:19/Ø Tripodroller:29
		MT		21273	Tripod			gs	42	G:20/Ø Tripodroller:32
		MT		26001	Boot Kit		ws			L:83/Ø1=21/Ø2=70
		MT	- 09.87	26257	Boot Kit	L		gs		L:77/Ø1=21/Ø2=79
		MT	- 09.87	26253	Boot Kit	R		gs		L:71/Ø1=22/Ø2=65
		MT	10.87 - , with bearing	26221	Boot Kit	L		gs		L:93/Ø1=24/Ø2=76
		MT	10.87 - , without bearing	26255	Boot Kit	L		gs		L:93/Ø1=24/Ø2=76
		MT	10.87 -	26256	Boot Kit	R		gs		L:89/Ø1=32/Ø2=65
50 1.1 (37 kW)	01.86 - 12.93	MT		22875	Driveshaft	L			26	L:555/A:20/Ø Tripodroller:32
		MT		22876	Driveshaft	R			26	L:870/A:20/Ø Tripodroller:32
		MT		21255	Joint Kit		ws		27	A:20/F:20/O:43/Z
		MT		21268	Tripod			gs	42	G:20/Ø Tripodroller:28
		MT		21269	Tripod			gs	42	G:19/Ø Tripodroller:29
		MT		21273	Tripod			gs	42	G:20/Ø Tripodroller:32
		MT		26001	Boot Kit		ws			L:83/Ø1=21/Ø2=70
		MT	- 09.87	26257	Boot Kit	L		gs		L:77/Ø1=21/Ø2=79
		MT	- 09.87	26253	Boot Kit	R		gs		L:71/Ø1=22/Ø2=65
		MT	10.87 - , with bearing	26221	Boot Kit	L		gs		L:93/Ø1=24/Ø2=76
		MT	10.87 - , without bearing	26255	Boot Kit	L		gs		L:93/Ø1=24/Ø2=76
		MT	10.87 -	26256	Boot Kit	R		gs		L:89/Ø1=32/Ø2=65

		Transm. MT Manual AT Autom.	with ABS Ring		Part-No.	Description	L Left R Right	F Front R Rear	Wheel Side	Gear Box Side	Pic. No.	Technical Specification  Further details on page I
---	---	---	---------------------	--	----------	-------------	-------------------------	-------------------------	---------------	---------------------	-------------	--

( FIAT )




( FIAT )

UNO (146A)													
50 i.e. 1.1 (36 kW)	06.92 - 12.93	MT			22885	Driveshaft	R				6	L:845/A:20/D:22	
		MT			21255	Joint Kit			ws		27	A:20/F:20/O:43/Z	
		MT			26001	Boot Kit			ws				L:83/Ø1=21/Ø2=70
55 1.1 (40 kW)	01.83 - 08.89	MT		- 12.84	22873	Driveshaft	L				26	L:555/A:20/Ø Tripodroller:29	
		MT		12.84 -	22875	Driveshaft	L				26	L:555/A:20/Ø Tripodroller:32	
		MT		- 12.84	22874	Driveshaft	R				26	L:870/A:20/Ø Tripodroller:29	
		MT		12.84 -	22876	Driveshaft	R				26	L:870/A:20/Ø Tripodroller:32	
		MT			21255	Joint Kit			ws		27	A:20/F:20/O:43/Z	
		MT		- 12.84	21274	Tripod				gs	42	G:20/Ø Tripodroller:29	
		MT		12.84 -	21273	Tripod				gs	42	G:20/Ø Tripodroller:32	
		MT			26001	Boot Kit			ws				L:83/Ø1=21/Ø2=70
		MT		- 09.87	26257	Boot Kit	L			gs			L:77/Ø1=21/Ø2=79
		MT		- 09.87	26253	Boot Kit	R			gs			L:71/Ø1=22/Ø2=65
		MT		12.84 - 09.87	26254	Boot Kit				gs			L:75/Ø1=22/Ø2=72
		MT		10.87 - , with bearing	26221	Boot Kit	L			gs			L:93/Ø1=24/Ø2=76
MT		10.87 - , without bearing	26255	Boot Kit	L			gs			L:93/Ø1=24/Ø2=76		
MT		10.87 -	26256	Boot Kit	R			gs			L:89/Ø1=32/Ø2=65		
60 1.1 (42 kW)	04.89 - 12.92	MT			22875	Driveshaft	L				26	L:555/A:20/Ø Tripodroller:32	
		MT			22876	Driveshaft	R				26	L:870/A:20/Ø Tripodroller:32	
		MT			21255	Joint Kit			ws		27	A:20/F:20/O:43/Z	
		MT			21273	Tripod				gs	42	G:20/Ø Tripodroller:32	
		MT			26001	Boot Kit			ws				L:83/Ø1=21/Ø2=70
60 1.1 (43 kW)	05.85 - 08.89	MT			22875	Driveshaft	L				26	L:555/A:20/Ø Tripodroller:32	
		MT			22876	Driveshaft	R				26	L:870/A:20/Ø Tripodroller:32	
		MT			21255	Joint Kit			ws		27	A:20/F:20/O:43/Z	
		MT			21273	Tripod				gs	42	G:20/Ø Tripodroller:32	
		MT			26001	Boot Kit			ws				L:83/Ø1=21/Ø2=70
		MT		- 09.87	26257	Boot Kit	L			gs			L:77/Ø1=21/Ø2=79
		MT		- 09.87	26253	Boot Kit	R			gs			L:71/Ø1=22/Ø2=65
		MT		- 09.87	26254	Boot Kit				gs			L:75/Ø1=22/Ø2=72
		MT		10.87 - , with bearing	26221	Boot Kit	L			gs			L:93/Ø1=24/Ø2=76
		MT		10.87 - , without bearing	26255	Boot Kit	L			gs			L:93/Ø1=24/Ø2=76
MT		10.87 -	26256	Boot Kit	R			gs			L:89/Ø1=32/Ø2=65		
60 Diesel 1.7 (42 kW)	09.89 - 12.93	MT			22877	Driveshaft	L				26	L:540/A:22/Ø Tripodroller:32	
		MT			22878	Driveshaft	R				26	L:878/A:22/Ø Tripodroller:32	
		MT			21252	Joint Kit			ws		27	A:22/F:20/O:48/Z	
		MT			21311	Joint Kit				gs	29	G:25/Ø Joint:100	
		MT			26001	Boot Kit			ws				L:83/Ø1=21/Ø2=70
		MT			26063	Boot Kit				gs			L:88/Ø1=25/Ø2=61
60 Diesel 1.7 (44 kW)	07.86 - 08.89	MT			22877	Driveshaft	L				26	L:540/A:22/Ø Tripodroller:32	
		MT			22878	Driveshaft	R				26	L:878/A:22/Ø Tripodroller:32	

		MT			21252	Joint Kit			ws		27	A:22/F:20/O:48/Z
		MT			21311	Joint Kit				gs	29	G:25/Ø Joint:100
		MT			26001	Boot Kit			ws			L:83/Ø1=21/Ø2=70
		MT			26063	Boot Kit				gs		L:88/Ø1=25/Ø2=61
70 1.3 (48 kW)	05.85 - 08.89	MT			22875	Driveshaft	L				26	L:555/A:20/Ø Tripodroller:32
		MT			22876	Driveshaft	R				26	L:870/A:20/Ø Tripodroller:32
		MT			21255	Joint Kit			ws		27	A:20/F:20/O:43/Z
		MT			21273	Tripod				gs	42	G:20/Ø Tripodroller:32
		MT			26001	Boot Kit			ws			L:83/Ø1=21/Ø2=70
		MT		- 09.87	26257	Boot Kit	L			gs		L:77/Ø1=21/Ø2=79
		MT		- 09.87	26253	Boot Kit	R			gs		L:71/Ø1=22/Ø2=65
		MT		12.84 - 09.87	26254	Boot Kit				gs		L:75/Ø1=22/Ø2=72
		MT		10.87 - , with bearing	26221	Boot Kit	L			gs		L:93/Ø1=24/Ø2=76
		MT		10.87 - , without bearing	26255	Boot Kit	L			gs		L:93/Ø1=24/Ø2=76
		MT		10.87 -	26256	Boot Kit	R			gs		L:89/Ø1=32/Ø2=65
70 1.3 (50 kW)	01.83 - 04.85	MT		- 12.84	22873	Driveshaft	L				26	L:555/A:20/Ø Tripodroller:29
		MT		12.84 -	22875	Driveshaft	L				26	L:555/A:20/Ø Tripodroller:32
		MT		- 12.84	22874	Driveshaft	R				26	L:870/A:20/Ø Tripodroller:29
		MT		12.84 -	22876	Driveshaft	R				26	L:870/A:20/Ø Tripodroller:32
		MT			21255	Joint Kit			ws		27	A:20/F:20/O:43/Z
		MT		- 12.84	21274	Tripod				gs	42	G:20/Ø Tripodroller:29
		MT		12.84 -	21273	Tripod				gs	42	G:20/Ø Tripodroller:32
		MT			26001	Boot Kit			ws			L:83/Ø1=21/Ø2=70
70 i.e. 1.4 (51/53 kW)	09.89 - 12.93	MT			22882	Driveshaft	L				6	L:560/A:20/D:22
		MT			21255	Joint Kit			ws		27	A:20/F:20/O:43/Z
		MT			26001	Boot Kit			ws			L:83/Ø1=21/Ø2=70
70 S 1.4 (52 kW)	09.89 - 10.92	MT			22882	Driveshaft	L				6	L:560/A:20/D:22
		MT			21255	Joint Kit			ws		27	A:20/F:20/O:43/Z
		MT			26001	Boot Kit			ws			L:83/Ø1=21/Ø2=70
70 TD 1.4 (52 kW)	10.86 - 10.90	MT			22877	Driveshaft	L				26	L:540/A:22/Ø Tripodroller:32
		MT			22878	Driveshaft	R				26	L:878/A:22/Ø Tripodroller:32
		MT			21252	Joint Kit			ws		27	A:22/F:20/O:48/Z
		MT			26001	Boot Kit			ws			L:83/Ø1=21/Ø2=70
75 i.e. 1.5 (55 kW)	10.85 - 12.93	MT			21255	Joint Kit			ws		27	A:20/F:20/O:43/Z
		MT			26001	Boot Kit			ws			L:83/Ø1=21/Ø2=70
<b>X 1/9 (128 AS)</b>												
1.3 (54/55 kW)	05.73 - 06.78	MT			21250	Joint Kit			ws		27	A:20/F:20/O:43/Z
		MT			26001	Boot Kit			ws			L:83/Ø1=21/Ø2=70
1.5 Five Speed (56 kW)	06.85 - 12.89	MT			21311	Joint Kit				gs	29	G:25/Ø Joint:100
		MT			26063	Boot Kit				gs		L:88/Ø1=25/Ø2=61
1.5 Five Speed (63 kW)	11.78 - 12.89	MT			21311	Joint Kit				gs	29	G:25/Ø Joint:100
		MT			26063	Boot Kit				gs		L:88/Ø1=25/Ø2=61

**FORD**
**FORD**

<b>CONSUL / CONSUL TURNIER</b>												
1700 (48 kW)	01.72 - 12.75	MT			21547	Driveshaft	L/R				15	L:515
		MT			21561	Joint Kit			ws	gs	29	G:25
		MT			26104	Boot Kit			ws	gs		L:82/Ø1=24/Ø2=61
2000 (66 kW)	09.74 - 12.75	MT			21547	Driveshaft	L/R				15	L:515




		Transm.	with ABS Ring		Part-No.	Description	L Left R Right	F Front R Rear	Wheel Side	Gear Box Side	Pic. No.	Technical Specification  Further details on page I
		MT Manual AT Autom.										

( FORD )

( FORD )

CONSUL / CONSUL TURNIER												
2000 (66 kW)	09.74 - 12.75	MT			21561	Joint Kit			ws	gs	29	G:25
		MT			26104	Boot Kit			ws	gs		L:82/Ø1=24/Ø2=61
2000 (73 kW)	01.72 - 12.75	MT			21547	Driveshaft	L/R				15	L:515
		MT			21561	Joint Kit			ws	gs	29	G:25
		MT			26104	Boot Kit			ws	gs		L:82/Ø1=24/Ø2=61
2300 (79 kW)	01.72 - 12.75	MT			21547	Driveshaft	L/R				14	L:515
		MT			21561	Joint Kit			ws	gs	29	G:25
		MT			26104	Boot Kit			ws	gs		L:82/Ø1=24/Ø2=61
COUGAR (EC_)												
2.0 16V (96 kW)	08.98 - 12.01	MT		TPE boot	23134	Boot Kit			ws			L:117/Ø1=26/Ø2=87
		MT		TPE boot	23270	Boot Kit				gs		L:125/Ø1=24/Ø2=90
2.5 V6 24V (125 kW)	06.00 - 12.01	MT		TPE boot	23134	Boot Kit			ws			L:117/Ø1=26/Ø2=87
		MT		TPE boot	23270	Boot Kit				gs		L:125/Ø1=24/Ø2=90
ESCORT III												
1.1 (37/40/43 kW)	09.80 - 12.85	MT			21751	Joint Kit			ws		27	A:23/F:20
		MT			21752	Joint Kit				gs	30	D:23/G:20
		MT			26000	Boot Kit			ws			L:96/Ø1=20/Ø2=66
		MT			26044	Boot Kit				gs		L:95/Ø1=19/Ø2=72
1.3 (51 kW)	09.80 - 12.85	MT		01.82 -	21762	Driveshaft	L				13	L:589/A:23/D:23
		MT		01.82 -	21757	Driveshaft	R				13	L:865/A:23/D:23
		MT			21760	Joint Kit			ws		27	A:23/F:22/Z
		MT			21761	Joint Kit				gs	31	D:23/G:22
		MT			26014	Boot Kit			ws	gs		L:103/Ø1=20/Ø2=76
1.6 (48 kW)	05.83 - 07.86	MT			21762	Driveshaft	L				13	L:589/A:23/D:23
		MT			21757	Driveshaft	R				13	L:865/A:23/D:23
		MT			21760	Joint Kit			ws		27	A:23/F:22/Z
		MT			26014	Boot Kit			ws			L:103/Ø1=20/Ø2=76
1.6 (58 kW)	09.80 - 12.85	MT		02.82 -	21762	Driveshaft	L				13	L:589/A:23/D:23
		MT		02.82 -	21757	Driveshaft	R				13	L:865/A:23/D:23
		MT			21760	Joint Kit			ws		27	A:23/F:22/Z
		MT		- 01.82	21761	Joint Kit				gs	31	D:23/G:22
		MT			26014	Boot Kit			ws	gs		L:103/Ø1=20/Ø2=76
1.6 (71 kW)	09.80 - 10.82	MT		02.82 -	21762	Driveshaft	L				13	L:589/A:23/D:23
		MT		02.82 -	21757	Driveshaft	R				13	L:865/A:23/D:23
		MT			21760	Joint Kit			ws		27	A:23/F:22/Z
		MT		- 01.82	21761	Joint Kit				gs	31	D:23/G:22
		MT			26014	Boot Kit			ws	gs		L:103/Ø1=20/Ø2=76
1.6 (58/66 kW)	11.82 - 07.89	AT		gear ATX	21760	Joint Kit			ws		27	A:23/F:22/Z
		AT		gear ATX	26014	Boot Kit			ws			L:103/Ø1=20/Ø2=76
1.6 D (40 kW)	02.84 - 12.85	MT			21762	Driveshaft	L				13	L:589/A:23/D:23

		MT			21757	Driveshaft	R				13	L:865/A:23/D:23
		MT			21760	Joint Kit			ws		27	A:23/F:22/Z
		MT			26014	Boot Kit			ws			L:103/Ø1=20/Ø2=76
1.6 i (66 kW)	07.85 - 12.85	MT			21762	Driveshaft	L				13	L:589/A:23/D:23
		MT			21757	Driveshaft	R				13	L:865/A:23/D:23
		MT			21760	Joint Kit			ws		27	A:23/F:22/Z
		MT			26014	Boot Kit			ws			L:103/Ø1=20/Ø2=76
1.6 i (77 kW)	09.83 - 12.85	MT			21762	Driveshaft	L				13	L:589/A:23/D:23
		MT			21757	Driveshaft	R				13	L:865/A:23/D:23
		MT			21760	Joint Kit			ws		27	A:23/F:22/Z
		MT			26014	Boot Kit			ws			L:103/Ø1=20/Ø2=76
1.6 XR3i (77 kW)	10.82 - 12.85	MT			21762	Driveshaft	L				13	L:589/A:23/D:23
		MT			21757	Driveshaft	R				13	L:865/A:23/D:23
		MT			21760	Joint Kit			ws		27	A:23/F:22/Z
		MT			26014	Boot Kit			ws			L:103/Ø1=20/Ø2=76
<b>ESCORT III TURNIER</b>												
1.1 (37 kW)	08.83 - 12.85	MT			21762	Driveshaft	L				13	L:589/A:23/D:23
		MT			21757	Driveshaft	R				13	L:865/A:23/D:23
		MT			21760	Joint Kit			ws		27	A:23/F:22/Z
		MT			26014	Boot Kit			ws			L:103/Ø1=20/Ø2=76
1.1 (40 kW)	09.80 - 08.83	MT		02.82 -	21762	Driveshaft	L				13	L:589/A:23/D:23
		MT		02.82 -	21757	Driveshaft	R				13	L:865/A:23/D:23
		MT			21760	Joint Kit			ws		27	A:23/F:22/Z
		MT			26014	Boot Kit			ws			L:103/Ø1=20/Ø2=76
1.3 (51 kW)	03.81 - 12.85	MT		02.82 -	21762	Driveshaft	L				13	L:589/A:23/D:23
		MT		02.82 -	21757	Driveshaft	R				13	L:865/A:23/D:23
		MT			21760	Joint Kit			ws		27	A:23/F:22/Z
		MT			26014	Boot Kit			ws			L:103/Ø1=20/Ø2=76
1.6 (58 kW)	09.80 - 12.85	MT		02.82 -	21762	Driveshaft	L				13	L:589/A:23/D:23
		MT		02.82 -	21757	Driveshaft	R				13	L:865/A:23/D:23
		MT			21760	Joint Kit			ws		27	A:23/F:22/Z
		MT		- 01.82	21761	Joint Kit				gs	31	D:23/G:22
		MT			26014	Boot Kit			ws	gs		L:103/Ø1=20/Ø2=76
1.6 D (40 kW)	02.84 - 12.85	MT			21762	Driveshaft	L				13	L:589/A:23/D:23
		MT			21757	Driveshaft	R				13	L:865/A:23/D:23
		MT			21760	Joint Kit			ws		27	A:23/F:22/Z
		MT			26014	Boot Kit			ws			L:103/Ø1=20/Ø2=76
<b>ESCORT IV</b>												
1.1 (37 kW)	12.85 - 07.90	MT		- 09.88	21751	Joint Kit			ws		27	A:23/F:20
		MT		10.88 -	21760	Joint Kit			ws		27	A:23/F:22/Z
		MT		- 09.88	21752	Joint Kit				gs	30	D:23/G:20
		MT		- 09.88	26000	Boot Kit			ws			L:96/Ø1=20/Ø2=66
		MT		10.88 -	26014	Boot Kit			ws			L:103/Ø1=20/Ø2=76
		MT		- 09.88	26044	Boot Kit				gs		L:95/Ø1=19/Ø2=72
1.3 (44/46/51 kW)	01.86 - 07.90	MT			21751	Joint Kit			ws		27	A:23/F:20
		MT		ABS	21760	Joint Kit			ws		27	A:23/F:22/Z
		MT			21752	Joint Kit				gs	30	D:23/G:20
		MT			26000	Boot Kit			ws			L:96/Ø1=20/Ø2=66
		MT		ABS	26014	Boot Kit			ws			L:103/Ø1=20/Ø2=76
		MT			26044	Boot Kit				gs		L:95/Ø1=19/Ø2=72

		Transm.	with ABS Ring		Part-No.	Description	L	F	Wheel Side	Gear Box Side	Pic. No.	Technical Specification  Further details on page I
		MT Manual AT Autom.					Left R Right	Front R Rear				




( FORD )

( FORD )

ESCORT IV												
1.4 (51/54/55 kW)	10.85 - 10.90	MT			21762	Driveshaft	L				13	L:589/A:23/D:23
		MT			21757	Driveshaft	R				13	L:865/A:23/D:23
		MT/AT			21760	Joint Kit			ws		27	A:23/F:22/Z
		MT			21761	Joint Kit					31	D:23/G:22
		MT/AT			26014	Boot Kit			ws	gs		L:103/Ø1=20/Ø2=76
1.6 (58/65 kW)	01.86 - 07.90	MT			21762	Driveshaft	L				13	L:589/A:23/D:23
		MT			21757	Driveshaft	R				13	L:865/A:23/D:23
		MT/AT			21760	Joint Kit			ws		27	A:23/F:22/Z
		MT/AT			26014	Boot Kit			ws			L:103/Ø1=20/Ø2=76
1.6 D (40 kW)	01.86 - 01.89	MT			21762	Driveshaft	L				13	L:589/A:23/D:23
		MT			21757	Driveshaft	R				13	L:865/A:23/D:23
		MT			21760	Joint Kit			ws		27	A:23/F:22/Z
		MT			26014	Boot Kit			ws			L:103/Ø1=20/Ø2=76
1.6 i (66/75 kW)	01.86 - 07.90	MT			21762	Driveshaft	L				13	L:589/A:23/D:23
		MT			21757	Driveshaft	R				13	L:865/A:23/D:23
		MT/AT			21760	Joint Kit			ws		27	A:23/F:22/Z
		MT/AT			26014	Boot Kit			ws			L:103/Ø1=20/Ø2=76
1.6 XR3i (77 kW)	01.86 - 07.90	MT			21762	Driveshaft	L				13	L:589/A:23/D:23
		MT			21757	Driveshaft	R				13	L:865/A:23/D:23
		MT			21760	Joint Kit			ws		27	A:23/F:22/Z
		MT			26014	Boot Kit			ws			L:103/Ø1=20/Ø2=76
1.8 D (44 kW)	01.89 - 07.90	MT			21762	Driveshaft	L				13	L:589/A:23/D:23
		MT			21757	Driveshaft	R				13	L:865/A:23/D:23
		MT			21760	Joint Kit			ws		27	A:23/F:22/Z
		MT			26014	Boot Kit			ws			L:103/Ø1=20/Ø2=76
ESCORT IV TURNIER												
1.1 (37 kW)	10.85 - 12.88	MT			21751	Joint Kit			ws	gs	27	A:23/F:20
		MT			21752	Joint Kit				gs	30	D:23/G:20
		MT			26000	Boot Kit			ws			L:96/Ø1=20/Ø2=66
		MT			26044	Boot Kit				gs		L:95/Ø1=19/Ø2=72
1.3 (44/51 kW)	01.86 - 07.90	MT			21762	Driveshaft	L				13	L:589/A:23/D:23
		MT			21757	Driveshaft	R				13	L:865/A:23/D:23
		MT			21760	Joint Kit			ws		27	A:23/F:22/Z
		MT			26014	Boot Kit			ws			L:103/Ø1=20/Ø2=76
1.4 (51/54/55 kW)	10.85 - 10.90	MT			21762	Driveshaft	L				13	L:589/A:23/D:23
		MT			21757	Driveshaft	R				13	L:865/A:23/D:23
		MT			21760	Joint Kit			ws		27	A:23/F:22/Z
		MT			21761	Joint Kit				gs	31	D:23/G:22
		MT			26014	Boot Kit			ws	gs		L:103/Ø1=20/Ø2=76
1.6 (58 kW)	01.86 - 07.90	MT			21762	Driveshaft	L				13	L:589/A:23/D:23
		MT			21757	Driveshaft	R				13	L:865/A:23/D:23



		MT			21760	Joint Kit			ws		27	A:23/F:22/Z
		MT			26014	Boot Kit			ws			L:103/Ø1=20/Ø2=76
1.6 D (40 kW)	01.86 - 01.89	MT			21762	Driveshaft	L				13	L:589/A:23/D:23
		MT			21757	Driveshaft	R				13	L:865/A:23/D:23
		MT			21760	Joint Kit			ws		27	A:23/F:22/Z
		MT			26014	Boot Kit			ws			L:103/Ø1=20/Ø2=76
1.6 i (66 kW)	01.86 - 07.90	MT			21762	Driveshaft	L				13	L:589/A:23/D:23
		MT			21757	Driveshaft	R				13	L:865/A:23/D:23
		MT			21760	Joint Kit			ws		27	A:23/F:22/Z
		MT			26014	Boot Kit			ws			L:103/Ø1=20/Ø2=76
1.8 D (44 kW)	01.89 - 07.90	MT			21762	Driveshaft	L				13	L:589/A:23/D:23
		MT			21757	Driveshaft	R				13	L:865/A:23/D:23
		MT			21760	Joint Kit			ws		27	A:23/F:22/Z
		MT			26014	Boot Kit			ws			L:103/Ø1=20/Ø2=76
<b>ESCORT V</b>												
1.3 (44 kW)	07.90 - 09.92	MT			23624	Driveshaft	R				13	L:896/A:23
		MT			23735	Joint Kit			ws		27	A:23/F:22/O:60/Z
		MT	ABS		23734	Joint Kit			ws		27	A:23/F:20
		MT			26014	Boot Kit			ws			L:103/Ø1=20/Ø2=76
		MT	ABS		26000	Boot Kit			ws			L:96/Ø1=20/Ø2=66
1.4 (52 kW)	07.90 - 12.92	MT		- 10.91	23624	Driveshaft	R				13	L:896/A:23
		MT		- 10.91	23735	Joint Kit			ws		27	A:23/F:22/O:60/Z
		MT		09.90 - , ABS	23736	Joint Kit			ws		27	A:25/F:22/O:56/Z
		MT		- 10.91	26014	Boot Kit			ws			L:103/Ø1=20/Ø2=76
		MT		09.90 - , ABS	26217	Boot Kit			ws			L:103/Ø1=20/Ø2=76
1.6 (66/77 kW)	07.90 - 12.92	MT			23736	Joint Kit			ws		27	A:25/F:22/O:56/Z
		MT			26217	Boot Kit			ws			L:103/Ø1=20/Ø2=76
1.8 16V XR3i (77 kW)	02.92 - 12.92	MT		gear MTX75	23621	Driveshaft	L				13	L:592/A:25/D:26
		MT		gear MTX75	23609	Driveshaft	R				13	L:910/A:25/D:26
		MT		gear MTX	23736	Joint Kit			ws		27	A:25/F:22/O:56/Z
		MT		gear MTX75	23610	Joint Kit			ws		27	A:25/F:25/O:56/Z
		MT		gear MTX	26217	Boot Kit			ws			L:103/Ø1=20/Ø2=76
		MT		gear MTX75	26272	Boot Kit			ws			L:90/Ø1=23/Ø2=83
1.8 16V XR3i (96 kW)	02.92 - 12.92	MT		gear MTX75	23621	Driveshaft	L				13	L:592/A:25/D:26
		MT		gear MTX75	23609	Driveshaft	R				13	L:910/A:25/D:26
		MT		gear MTX	23736	Joint Kit			ws		27	A:25/F:22/O:56/Z
		MT		gear MTX75	23610	Joint Kit			ws		27	A:25/F:25/O:56/Z
		MT		gear MTX	26217	Boot Kit			ws			L:103/Ø1=20/Ø2=76
		MT		gear MTX75	26272	Boot Kit			ws			L:90/Ø1=23/Ø2=83
1.8 D (44 kW)	07.90 - 12.92	MT		gear MTX	23619	Driveshaft	L				13	L:608/A:25/D:23
		MT		gear MTX	23607	Driveshaft	R				13	L:904/A:25
		MT		gear MTX	23736	Joint Kit			ws		27	A:25/F:22/O:56/Z
		MT		gear MTX	26217	Boot Kit			ws			L:103/Ø1=20/Ø2=76
RS 2000 (110 kW)	05.91 - 12.92	MT		gear MTX75	23621	Driveshaft	L				13	L:592/A:25/D:26
		MT		gear MTX75	23609	Driveshaft	R				13	L:910/A:25/D:26
		MT		gear MTX75	23610	Joint Kit			ws		27	A:25/F:25/O:56/Z
		MT		gear MTX75	26272	Boot Kit			ws			L:90/Ø1=23/Ø2=83
<b>ESCORT V TURNIER</b>												
1.3 (44 kW)	09.91 - 09.92	MT			23736	Joint Kit			ws		27	A:25/F:22/O:56/Z
		MT			26217	Boot Kit			ws			L:103/Ø1=20/Ø2=76

		Transm.	with ABS Ring		Part-No.	Description	L	F	Wheel Side	Gear Box Side	Pic. No.	Technical Specification  Further details on page I
		MT Manual AT Autom.					Left R Right	Front R Rear				

( FORD )

( FORD )

ESCORT V TURNIER													
1.4 (52 kW)	07.90 - 09.92	MT		- 10.91	23624	Driveshaft	R				13	L:896/A:23	
		MT		- 10.91	23735	Joint Kit			ws		27	A:23/F:22/O:60/Z	
		MT		09.90 - , ABS	23736	Joint Kit				ws		27	A:25/F:22/O:56/Z
		MT		- 10.91	26014	Boot Kit				ws			L:103/Ø1=20/Ø2=76
		MT		09.90 - , ABS	26217	Boot Kit				ws			L:103/Ø1=20/Ø2=76
1.6 (66/77 kW)	07.90 - 08.92	MT			23736	Joint Kit				ws		27	A:25/F:22/O:56/Z
		MT			26217	Boot Kit				ws			L:103/Ø1=20/Ø2=76
1.8 16V (77 kW)	02.92 - 12.92	MT		gear MTX75	23621	Driveshaft	L				13	L:592/A:25/D:26	
		MT		gear MTX75	23609	Driveshaft	R				13	L:910/A:25/D:26	
		MT		gear MTX	23736	Joint Kit				ws		27	A:25/F:22/O:56/Z
		MT		gear MTX75	23610	Joint Kit				ws		27	A:25/F:25/O:56/Z
		MT		gear MTX	26217	Boot Kit				ws			L:103/Ø1=20/Ø2=76
1.8 D (44 kW)	07.90 - 12.92	MT		gear MTX75	26272	Boot Kit				ws		L:90/Ø1=23/Ø2=83	
		MT		gear MTX	23619	Driveshaft	L				13	L:608/A:25/D:23	
		MT		gear MTX	23607	Driveshaft	R				13	L:904/A:25	
1.8 D (44 kW)	07.90 - 12.92	MT		gear MTX	23736	Joint Kit				ws		27	A:25/F:22/O:56/Z
		MT		gear MTX	26217	Boot Kit				ws			L:103/Ø1=20/Ø2=76
ESCORT VI													
1.3 (44 kW)	09.92 - 01.95	MT			23734	Joint Kit				ws		27	A:23/F:20
		MT			26000	Boot Kit				ws			L:96/Ø1=20/Ø2=66
1.4 (52/55 kW)	09.92 - 01.95	MT			23736	Joint Kit				ws		27	A:25/F:22/O:56/Z
		MT			26217	Boot Kit				ws			L:103/Ø1=20/Ø2=76
1.4 i (55 kW)	07.93 - 01.95	MT			23736	Joint Kit				ws		27	A:25/F:22/O:56/Z
		MT			26217	Boot Kit				ws			L:103/Ø1=20/Ø2=76
1.6 16V XR3i (66 kW)	12.92 - 01.95	MT			23736	Joint Kit				ws		27	A:25/F:22/O:56/Z
		MT			26217	Boot Kit				ws			L:103/Ø1=20/Ø2=76
1.6 i 16V (65/66 kW)	01.94 - 01.95	MT			23736	Joint Kit				ws		27	A:25/F:22/O:56/Z
		MT			26217	Boot Kit				ws			L:103/Ø1=20/Ø2=76
1.8 D (44 kW)	09.92 - 01.95	MT		gear MTX	23619	Driveshaft	L				13	L:608/A:25/D:23	
		MT		gear MTX	23607	Driveshaft	R				13	L:904/A:25	
		MT		gear MTX	23736	Joint Kit				ws		27	A:25/F:22/O:56/Z
		MT		gear MTX	26217	Boot Kit				ws			L:103/Ø1=20/Ø2=76
1.8 i 16V (77 kW)	09.92 - 01.95	MT			23736	Joint Kit				ws		27	A:25/F:22/O:56/Z
		MT			26217	Boot Kit				ws			L:103/Ø1=20/Ø2=76
1.8 TD (66 kW)	02.93 - 01.95	MT		gear MTX75	23621	Driveshaft	L				13	L:592/A:25/D:26	
		MT		gear MTX75	23609	Driveshaft	R				13	L:910/A:25/D:26	
		MT		gear MTX75	23610	Joint Kit				ws		27	A:25/F:25/O:56/Z
		MT		gear MTX75	26272	Boot Kit				ws			L:90/Ø1=23/Ø2=83
1.8 XR3i 16V 4X4 (77/96 kW)	08.93 - 01.95	MT		gear MTX75	23736	Joint Kit		F		ws		27	A:25/F:22/O:56/Z
		MT		gear MTX75	26217	Boot Kit		F		ws			L:103/Ø1=20/Ø2=76
RS 2000 (110 kW)	09.92 - 01.95	MT		gear MTX75	23736	Joint Kit				ws		27	A:25/F:22/O:56/Z

		MT		gear MTX75	26217	Boot Kit			ws			L:103/Ø1=20/Ø2=76
RS 2000 4X4 (110 kW)	08.93 - 01.95	MT		gear MTX75	23736	Joint Kit		F	ws		27	A:25/F:22/O:56/Z
		MT		gear MTX75	26217	Boot Kit		F	ws			L:103/Ø1=20/Ø2=76
<b>ESCORT VI TURNIER</b>												
1.3 (44 kW)	09.92 - 01.95	MT			23734	Joint Kit			ws		27	A:23/F:20
		MT			26000	Boot Kit			ws			L:96/Ø1=20/Ø2=66
1.4 (52/55 kW)	09.92 - 01.95	MT			23736	Joint Kit			ws		27	A:25/F:22/O:56/Z
		MT			26217	Boot Kit			ws			L:103/Ø1=20/Ø2=76
1.6 i 16V (65/66 kW)	09.92 - 01.95	MT			23736	Joint Kit			ws		27	A:25/F:22/O:56/Z
		MT			26217	Boot Kit			ws			L:103/Ø1=20/Ø2=76
1.8 D (44 kW)	09.92 - 01.95	MT		gear MTX	23619	Driveshaft	L				13	L:608/A:25/D:23
		MT		gear MTX	23607	Driveshaft	R				13	L:904/A:25
		MT		gear MTX	23736	Joint Kit			ws		27	A:25/F:22/O:56/Z
		MT		gear MTX	26217	Boot Kit			ws			L:103/Ø1=20/Ø2=76
1.8 i 16V (77 kW)	01.93 - 01.95	MT			23736	Joint Kit			ws		27	A:25/F:22/O:56/Z
		MT			26217	Boot Kit			ws			L:103/Ø1=20/Ø2=76
1.8 i 16V (96 kW)	02.93 - 01.95	MT		gear MTX75	23621	Driveshaft	L				13	L:592/A:25/D:26
		MT		gear MTX75	23609	Driveshaft	R				13	L:910/A:25/D:26
		MT		gear MTX	23736	Joint Kit			ws		27	A:25/F:22/O:56/Z
		MT		gear MTX75	23610	Joint Kit			ws		27	A:25/F:25/O:56/Z
		MT		gear MTX	26217	Boot Kit			ws			L:103/Ø1=20/Ø2=76
		MT		gear MTX75	26272	Boot Kit			ws			L:90/Ø1=23/Ø2=83
1.8 TD (66 kW)	02.93 - 01.95	MT		gear MTX75	23621	Driveshaft	L				13	L:592/A:25/D:26
		MT		gear MTX75	23609	Driveshaft	R				13	L:910/A:25/D:26
		MT		gear MTX75	23610	Joint Kit			ws		27	A:25/F:25/O:56/Z
		MT		gear MTX75	26272	Boot Kit			ws			L:90/Ø1=23/Ø2=83
<b>ESCORT VII</b>												
1.3 (44 kW)	01.95 - 02.99	MT			23734	Joint Kit			ws		27	A:23/F:20
		MT			26000	Boot Kit			ws			L:96/Ø1=20/Ø2=66
1.4 (55 kW)	01.95 - 02.99	MT			23736	Joint Kit			ws		27	A:25/F:22/O:56/Z
		MT			26217	Boot Kit			ws			L:103/Ø1=20/Ø2=76
1.6 16V (66 kW)	01.95 - 10.98	MT			23736	Joint Kit			ws		27	A:25/F:22/O:56/Z
		MT			26217	Boot Kit			ws			L:103/Ø1=20/Ø2=76
1.6 16V XR3i (65 kW)	02.95 - 12.96	MT			23736	Joint Kit			ws		27	A:25/F:22/O:56/Z
		MT			26217	Boot Kit			ws			L:103/Ø1=20/Ø2=76
1.6 16V XR3i (66 kW)	02.95 - 09.99	MT		gear MTX75	23610	Joint Kit			ws		27	A:25/F:25/O:56/Z
		MT		gear MTX75	26217	Boot Kit			ws			L:103/Ø1=20/Ø2=76
1.6 i 16V (65 kW)	01.95 - 08.95	MT			23736	Joint Kit			ws		27	A:25/F:22/O:56/Z
		MT			26217	Boot Kit			ws			L:103/Ø1=20/Ø2=76
1.6 i 16V (66 kW)	01.95 - 02.99	MT			23736	Joint Kit			ws		27	A:25/F:22/O:56/Z
		MT			26217	Boot Kit			ws			L:103/Ø1=20/Ø2=76
1.8 16V (77 kW)	01.95 - 08.95	MT			23736	Joint Kit			ws		27	A:25/F:22/O:56/Z
		MT			26217	Boot Kit			ws			L:103/Ø1=20/Ø2=76
1.8 16V (85 kW)	01.95 - 02.99	MT			23736	Joint Kit			ws		27	A:25/F:22/O:56/Z
		MT			26217	Boot Kit			ws			L:103/Ø1=20/Ø2=76
1.8 16V XR3i (85 kW)	02.95 - 08.98	MT			23736	Joint Kit			ws		27	A:25/F:22/O:56/Z
		MT			26217	Boot Kit			ws			L:103/Ø1=20/Ø2=76
1.8 D (44 kW)	01.95 - 12.96	MT			23736	Joint Kit			ws		27	A:25/F:22/O:56/Z
		MT			26217	Boot Kit			ws			L:103/Ø1=20/Ø2=76
1.8 TD (66 kW)	01.95 - 10.98	MT			23610	Joint Kit			ws		27	A:25/F:25/O:56/Z




		Transm.	with ABS Ring		Part-No.	Description	L	F	Wheel Side	Gear Box Side	Pic. No.	Technical Specification  Further details on page I
		MT Manual AT Autom.					Left R Right	Front R Rear				

( FORD )

( FORD )

ESCORT VII													
1.8 TD (66 kW)	01.95 - 10.98	MT			26272	Boot Kit			ws			L:90/Ø1=23/Ø2=83	
1.8 Turbo D (51 kW)	12.95 - 02.99	MT		- 09.96	23736	Joint Kit			ws		27	A:25/F:22/O:56/Z	
		MT		10.96 -	23610	Joint Kit			ws		27	A:25/F:25/O:56/Z	
		MT		- 09.96	26217	Boot Kit			ws				L:103/Ø1=20/Ø2=76
		MT		10.96 -	26272	Boot Kit			ws				L:90/Ø1=23/Ø2=83
ESCORT VII TURNIER													
1.3 (44 kW)	01.95 - 10.98	MT			23734	Joint Kit			ws		27	A:23/F:20	
		MT			26000	Boot Kit			ws			L:96/Ø1=20/Ø2=66	
1.4 (55 kW)	01.95 - 02.99	MT			23736	Joint Kit			ws		27	A:25/F:22/O:56/Z	
		MT			26217	Boot Kit			ws			L:103/Ø1=20/Ø2=76	
1.6 16V (66 kW)	01.95 - 02.99	MT			23736	Joint Kit			ws		27	A:25/F:22/O:56/Z	
		MT			26217	Boot Kit			ws			L:103/Ø1=20/Ø2=76	
1.6 i 16V (65 kW)	01.95 - 08.95	MT			23736	Joint Kit			ws		27	A:25/F:22/O:56/Z	
		MT			26217	Boot Kit			ws			L:103/Ø1=20/Ø2=76	
1.8 16V (77 kW)	01.95 - 08.95	MT			23736	Joint Kit			ws		27	A:25/F:22/O:56/Z	
		MT			26217	Boot Kit			ws			L:103/Ø1=20/Ø2=76	
1.8 16V (85 kW)	01.95 - 02.99	MT			23736	Joint Kit			ws		27	A:25/F:22/O:56/Z	
		MT			26217	Boot Kit			ws			L:103/Ø1=20/Ø2=76	
1.8 D (44 kW)	01.95 - 02.99	MT			23736	Joint Kit			ws		27	A:25/F:22/O:56/Z	
		MT			26217	Boot Kit			ws			L:103/Ø1=20/Ø2=76	
1.8 TD (66 kW)	01.95 - 02.99	MT			23610	Joint Kit			ws		27	A:25/F:25/O:56/Z	
		MT			26272	Boot Kit			ws			L:90/Ø1=23/Ø2=83	
1.8 Turbo D (51 kW)	12.95 - 02.99	MT		- 09.96	23736	Joint Kit			ws		27	A:25/F:22/O:56/Z	
		MT		10.96 -	23610	Joint Kit			ws		27	A:25/F:25/O:56/Z	
		MT		- 09.96	26217	Boot Kit			ws			L:103/Ø1=20/Ø2=76	
		MT		10.96 -	26272	Boot Kit			ws			L:90/Ø1=23/Ø2=83	
ESCORT VIII													
1.8 TD (66 kW)	10.98 - 07.00	MT		MTX75	23357	Driveshaft	L					L:598/A:25/D:26/O:56.6	
		MT		MTX75	23356	Driveshaft	R					L:905/A:25/D:26/O:56.6	
ESCORT EXPRESS 81-													
1.1 (37 kW)	03.81 - 02.86	MT			21751	Joint Kit			ws		27	A:23/F:20	
		MT			21752	Joint Kit				gs	30	D:23/G:20	
		MT			26000	Boot Kit			ws			L:96/Ø1=20/Ø2=66	
		MT			26044	Boot Kit				gs		L:95/Ø1=19/Ø2=72	
1.3 (51 kW)	03.81 - 02.86	MT		01.82 -	21762	Driveshaft	L				13	L:589/A:23/D:23	
		MT		01.82 -	21757	Driveshaft	R				13	L:865/A:23/D:23	
		MT			21760	Joint Kit			ws		27	A:23/F:22/Z	
		MT			21761	Joint Kit				gs	31	D:23/G:22	
		MT			26014	Boot Kit			ws	gs		L:103/Ø1=20/Ø2=76	
1.6 (61 kW)	03.81 - 02.86	MT		02.82 -	21762	Driveshaft	L				13	L:589/A:23/D:23	

		MT		02.82 -	21757	Driveshaft	R			13	L:865/A:23/D:23
		MT			21760	Joint Kit		ws		27	A:23/F:22/Z
		MT		- 01.82	21761	Joint Kit			gs	31	D:23/G:22
		MT			26014	Boot Kit		ws	gs		L:103/Ø1=20/Ø2=76
1.6 D (40 kW)	02.84 - 02.86	MT			21762	Driveshaft	L			13	L:589/A:23/D:23
		MT			21757	Driveshaft	R			13	L:865/A:23/D:23
		MT			21760	Joint Kit		ws		27	A:23/F:22/Z
		MT			26014	Boot Kit		ws			L:103/Ø1=20/Ø2=76
<b>ESCORT EXPRESS 86-</b>											
1.1 (37 kW)	05.86 - 07.90	MT		- 09.88	21751	Joint Kit		ws		27	A:23/F:20
		MT		10.88 -	21760	Joint Kit		ws		27	A:23/F:22/Z
		MT		- 09.88	21752	Joint Kit			gs	30	D:23/G:20
		MT		- 09.88	26000	Boot Kit		ws			L:96/Ø1=20/Ø2=66
		MT		10.88 -	26014	Boot Kit		ws			L:103/Ø1=20/Ø2=76
		MT		- 09.88	26044	Boot Kit			gs		L:95/Ø1=19/Ø2=72
1.3 (46 kW)	07.88 - 07.90	MT			21762	Driveshaft	L			13	L:589/A:23/D:23
		MT			21757	Driveshaft	R			13	L:865/A:23/D:23
		MT			21760	Joint Kit		ws		27	A:23/F:22/Z
		MT			26014	Boot Kit		ws			L:103/Ø1=20/Ø2=76
1.6 (60 kW)	02.86 - 07.90	MT			21762	Driveshaft	L			13	L:589/A:23/D:23
		MT			21757	Driveshaft	R			13	L:865/A:23/D:23
		MT			21760	Joint Kit		ws		27	A:23/F:22/Z
		MT			26014	Boot Kit		ws			L:103/Ø1=20/Ø2=76
1.8 D (44 kW)	07.88 - 07.90	MT			21762	Driveshaft	L			13	L:589/A:23/D:23
		MT			21757	Driveshaft	R			13	L:865/A:23/D:23
		MT			21760	Joint Kit		ws		27	A:23/F:22/Z
		MT			26014	Boot Kit		ws			L:103/Ø1=20/Ø2=76
<b>ESCORT EXPRESS 91-</b>											
1.3 (46 kW)	07.90 - 12.94	MT			23624	Driveshaft	R			13	L:896/A:23
		MT			23735	Joint Kit		ws		27	A:23/F:22/O:60/Z
		MT		ABS	23734	Joint Kit		ws		27	A:23/F:20
		MT			26014	Boot Kit		ws			L:103/Ø1=20/Ø2=76
		MT		ABS	26000	Boot Kit		ws			L:96/Ø1=20/Ø2=66
1.4 (52 kW)	07.90 - 12.94	MT		- 10.91	23624	Driveshaft	R			13	L:896/A:23
		MT		- 10.91	23735	Joint Kit		ws		27	A:23/F:22/O:60/Z
		MT		09.90 - , ABS	23736	Joint Kit		ws		27	A:25/F:22/O:56/Z
		MT		- 10.91	26014	Boot Kit		ws			L:103/Ø1=20/Ø2=76
		MT		09.90 - , ABS	26217	Boot Kit		ws			L:103/Ø1=20/Ø2=76
1.8 D (44 kW)	07.90 - 12.94	MT			23619	Driveshaft	L			13	L:608/A:25/D:23
		MT			23607	Driveshaft	R			13	L:904/A:25
		MT			23736	Joint Kit		ws		27	A:25/F:22/O:56/Z
		MT			26217	Boot Kit		ws			L:103/Ø1=20/Ø2=76
<b>ESCORT EXPRESS 95-</b>											
1.4 (54 kW)	01.95 -	MT			23736	Joint Kit		ws		27	A:25/F:22/O:56/Z
		MT			26217	Boot Kit		ws			L:103/Ø1=20/Ø2=76
1.8 Turbo D (51 kW)	12.95 - 06.01	MT			23193	Boot Kit			gs		L:103/Ø1=24/Ø2=88
<b>ESCORT CLASSIC</b>											
1.8 TD (66 kW)	10.98 - 07.00	MT			21099	Joint Kit		ws		27	A:25/F:30/DF:23.36/O:56.5/Z
		MT			21100	Boot Kit		ws			L:90/Ø1=23/Ø2=83

		Transm. MT Manual AT Autom.	with ABS Ring		Part-No.	Description	L Left R Right	F Front R Rear	Wheel Side	Gear Box Side	Pic. No.	Technical Specification  Further details on page I
---	---	---	---------------------	--	----------	-------------	-------------------------	-------------------------	---------------	---------------------	-------------	--

( FORD )

( FORD )

ESCORT CLASSIC TURNIER												
1.8 TD (66 kW)	02.99 - 07.00	MT			21099	Joint Kit			ws		27	A:25/F:30/DF:23.36/O:56.5/Z
		MT			21100	Boot Kit			ws			L:90/Ø1=23/Ø2=83
FESTIVA												
1.1 (DA1)	01.86 - 12.89	MT			26164	Boot Kit				gs		L:87/Ø1=19/Ø2=65
1.3	11.90 -	MT		engine B3	20636	Joint Kit			ws		27	A:24/F:19/DF:209/O:52/Z
		MT		engine B3	26278	Boot Kit			ws			L:84/Ø1=18/Ø2=64
1.3 (DA3)	01.86 - 12.89	AT		engine B3	24036	Joint Kit				gs	31	D:24/G:22
		MT		engine B3	26164	Boot Kit				gs		L:87/Ø1=19/Ø2=65
		AT		engine B3	25502	Boot Kit				gs		L:93/Ø1=23/Ø2=71
1.3 (DAJ)	01.86 -	MT		engine BJ DOHC	24048	Joint Kit			ws		27	A:24/F:20/DF:20.55/O:52/Z
		MT		engine BJ DOHC	24019	Joint Kit				gs	31	D:22/G:21
		MT		engine BJ DOHC	26278	Boot Kit			ws			L:84/Ø1=18/Ø2=64
		MT		engine BJ DOHC	26226	Boot Kit				gs		L:87/Ø1=21/Ø2=69
Festiva	01.94 - 12.95	MT			21002	Joint Kit			ws		27	A:24/F:19/DF:209/O:52/Z
		MT			21001	Boot Kit			ws			L:83/Ø1=17/Ø2=66
FIESTA I												
0.9 (29/33 kW)	05.76 - 08.83	MT		- 07.80	21740	Joint Kit			ws		27	A:22/F:20
		MT		08.80 -	21751	Joint Kit			ws		27	A:23/F:20
		MT		09.79 -	21752	Joint Kit				gs	30	D:23/G:20
		MT			26000	Boot Kit			ws			L:96/Ø1=20/Ø2=66
		MT			26044	Boot Kit				gs		L:95/Ø1=19/Ø2=72
1.1 (39 kW)	05.76 - 11.86	MT		- 07.80	21740	Joint Kit			ws		27	A:22/F:20
		MT		08.80 -	21751	Joint Kit			ws		27	A:23/F:20
		MT		09.79 -	21752	Joint Kit				gs	30	D:23/G:20
		MT			26000	Boot Kit			ws			L:96/Ø1=20/Ø2=66
		MT			26044	Boot Kit				gs		L:95/Ø1=19/Ø2=72
1.1 (40 kW)	02.81 - 08.83	MT			21751	Joint Kit			ws		27	A:23/F:20
		MT			21752	Joint Kit				gs	30	D:23/G:20
		MT			26000	Boot Kit			ws			L:96/Ø1=20/Ø2=66
		MT			26044	Boot Kit				gs		L:95/Ø1=19/Ø2=72
1.3 (49 kW)	08.77 - 08.83	MT		- 07.80	21749	Joint Kit			ws		27	A:22/F:22
		MT		08.80 -	21753	Joint Kit			ws		27	A:23/F:22
		MT			26014	Boot Kit			ws			L:103/Ø1=20/Ø2=76
1.6 XR2 (62 kW)	08.81 - 08.83	MT			21753	Joint Kit			ws		27	A:23/F:22
		MT			26014	Boot Kit			ws			L:103/Ø1=20/Ø2=76
FIESTA II												
1.0 (33 kW)	09.83 - 11.89	MT		04.89 -	23453	Driveshaft	L				13	L:584/A:23/D:23
		MT		04.89 -	23451	Driveshaft	R				13	L:861/A:23/D:23
		MT		- 03.89	21751	Joint Kit			ws		27	A:23/F:20
		MT		04.89 -	23734	Joint Kit			ws		27	A:23/F:20

		MT			21752	Joint Kit			gs	30	D:23/G:20
		MT			26000	Boot Kit		ws			L:96/Ø1=20/Ø2=66
		MT			26044	Boot Kit		gs			L:95/Ø1=19/Ø2=72
1.1 (36/37 kW)	09.83 - 02.89	MT			21751	Joint Kit		ws		27	A:23/F:20
		MT			21752	Joint Kit		gs		30	D:23/G:20
		MT			26000	Boot Kit		ws			L:96/Ø1=20/Ø2=66
		MT			26044	Boot Kit		gs			L:95/Ø1=19/Ø2=72
1.3 (51 kW)	09.83 - 01.87	MT			21753	Joint Kit		ws		27	A:23/F:22
		MT			26014	Boot Kit		ws			L:103/Ø1=20/Ø2=76
1.4 (52/54/55 kW)	10.85 - 11.89	MT			21717	Driveshaft	R			13	L:768/A:23
		MT			21760	Joint Kit		ws		27	A:23/F:22/Z
		MT			26014	Boot Kit		ws			L:103/Ø1=20/Ø2=76
1.6 D (40 kW)	04.84 - 02.89	MT		- 04.88	21797	Driveshaft	L			13	L:573/A:23/D:23
		MT		- 04.88	21798	Driveshaft	R			13	L:853.5/A:23/D:23
		MT		- 04.88	21753	Joint Kit		ws		27	A:23/F:22
		MT		04.88 -	21751	Joint Kit		ws		27	A:23/F:20
		MT		04.88 -	21752	Joint Kit			gs	30	D:23/G:20
		MT		- 04.88	26014	Boot Kit		ws	gs		L:103/Ø1=20/Ø2=76
		MT		04.88 -	26000	Boot Kit		ws			L:96/Ø1=20/Ø2=66
		MT		04.88 -	26044	Boot Kit			gs		L:95/Ø1=19/Ø2=72
1.6 XR2 (FBD) (70/71 kW)	03.84 - 02.89	MT			21760	Joint Kit		ws		27	A:23/F:22/Z
		MT			26014	Boot Kit		ws	gs		L:103/Ø1=20/Ø2=76
<b>FIESTA III</b>											
1.0 (33 kW)	03.89 - 12.95	MT		- 08.90	23453	Driveshaft	L			13	L:584/A:23/D:23
		MT		09.90 -	23702	Driveshaft	L			13	L:584/A:23/D:23
		MT		- 08.90	23451	Driveshaft	R			13	L:861/A:23/D:23
		MT		09.90 -	23704	Driveshaft	R			13	L:861/A:23/D:23
		MT			23734	Joint Kit		ws		27	A:23/F:20
		MT			21752	Joint Kit			gs	30	D:23/G:20
		MT			26000	Boot Kit		ws			L:96/Ø1=20/Ø2=66
		MT			26044	Boot Kit			gs		L:95/Ø1=19/Ø2=72
1.1 (37/40 kW)	03.89 - 12.95	MT		- 08.90	23453	Driveshaft	L			13	L:584/A:23/D:23
		MT		09.90 - 01.94	23702	Driveshaft	L			13	L:584/A:23/D:23
		MT		- 08.90	23451	Driveshaft	R			13	L:861/A:23/D:23
		MT		09.90 - 01.94	23704	Driveshaft	R			13	L:861/A:23/D:23
		MT		- 01.94	23734	Joint Kit		ws		27	A:23/F:20
		MT		- 01.94	21752	Joint Kit			gs	30	D:23/G:20
		MT			26000	Boot Kit		ws			L:96/Ø1=20/Ø2=66
		MT		- 01.94	26044	Boot Kit			gs		L:95/Ø1=19/Ø2=72
1.3 (44 kW)	03.89 - 12.92	MT		09.90 -	23710	Driveshaft	L			13	L:584/A:23
		MT		09.90 -	23712	Driveshaft	R			13	L:861/A:23
		MT			23735	Joint Kit		ws		27	A:23/F:22/O:60/Z
		MT			26014	Boot Kit		ws			L:103/Ø1=20/Ø2=76
1.3 KAT (44 kW)	05.91 - 12.95	MT		- 01.94	23710	Driveshaft	L			13	L:584/A:23
		MT		02.94 -	23336	Driveshaft	L				L:590/A:25/D:23/O:56.6
		MT		- 01.94	23712	Driveshaft	R			13	L:861/A:23
		MT		02.94 -	23354	Driveshaft	R				L:865/A:25/D:23/O:56.6
		MT		- 01.94	23735	Joint Kit		ws		27	A:23/F:22/O:60/Z
		MT		02.94 -	23738	Joint		ws		34	A:25/F:22/O:60/Z
		MT		- 01.94	26014	Boot Kit		ws			L:103/Ø1=20/Ø2=76
1.4 (52/54 kW)	03.89 - 12.95	MT		09.90 - 01.94	23710	Driveshaft	L			13	L:584/A:23

		Transm.	with ABS Ring		Part-No.	Description	L	F	Wheel Side	Gear Box Side	Pic. No.	Technical Specification  Further details on page I
		MT Manual AT Autom.					Left R Right	Front R Rear				




( FORD )

( FORD )

FIESTA III												
1.4 (52/54 kW)	03.89 - 12.95	MT		09.90 - 01.94	23712	Driveshaft	R				13	L:861/A:23
		MT		- 01.94	23735	Joint Kit			ws	27	A:23/F:22/O:60/Z	
		MT		02.94 -	23738	Joint			ws	34	A:25/F:22/O:60/Z	
		MT		- 01.94	26014	Boot Kit			ws		L:103/Ø1=20/Ø2=76	
1.6 (65 kW)	01.89 - 01.94	MT		09.90 -	23712	Driveshaft	L/R				13	L:861/A:23
		MT			23735	Joint Kit			ws	27	A:23/F:22/O:60/Z	
		MT			26014	Boot Kit			ws		L:103/Ø1=20/Ø2=76	
1.6 i 16V (65 kW)	01.94 - 12.95	MT			23336	Driveshaft	L					L:590/A:25/D:23/O:56.6
		MT			23354	Driveshaft	R				L:865/A:25/D:23/O:56.6	
		MT			23736	Joint Kit			ws	27	A:25/F:22/O:56/Z	
		MT			26217	Boot Kit			ws		L:103/Ø1=20/Ø2=76	
1.6 XR2i (76 kW)	03.89 - 03.93	MT			23735	Joint Kit					27	A:23/F:22/O:60/Z
		MT			26014	Boot Kit			ws		L:103/Ø1=20/Ø2=76	
1.6 XR2i (81 kW)	03.89 - 01.94	MT			23735	Joint Kit					27	A:23/F:22/O:60/Z
		MT			26014	Boot Kit			ws		L:103/Ø1=20/Ø2=76	
1.8 16V (77 kW)	02.92 - 12.95	MT		- 01.94	23735	Joint Kit					27	A:23/F:22/O:60/Z
		MT		02.94 -	23736	Joint Kit			ws	27	A:25/F:22/O:56/Z	
		MT		- 01.94	26014	Boot Kit			ws		L:103/Ø1=20/Ø2=76	
		MT		02.94 -	26217	Boot Kit			ws		L:103/Ø1=20/Ø2=76	
1.8 D (44 kW)	03.89 - 12.95	MT		09.90 - 01.94	23726	Driveshaft	L				13	L:584/A:23
		MT		02.94 -	23336	Driveshaft	L				L:590/A:25/D:23/O:56.6	
		MT		09.90 - 01.94	23728	Driveshaft	R				L:861/A:23	
		MT		02.94 -	23354	Driveshaft	R				L:865/A:25/D:23/O:56.6	
		MT		- 01.94	23735	Joint Kit			ws	27	A:23/F:22/O:60/Z	
		MT		02.94 -	23738	Joint			ws	34	A:25/F:22/O:60/Z	
		MT		- 01.94	26014	Boot Kit			ws		L:103/Ø1=20/Ø2=76	
1.8 XR2i 16V (96 kW)	02.92 - 12.95	MT		- 01.94	23735	Joint Kit					27	A:23/F:22/O:60/Z
		MT		02.94 -	23736	Joint Kit			ws	27	A:25/F:22/O:56/Z	
		MT		- 01.94	26014	Boot Kit			ws		L:103/Ø1=20/Ø2=76	
		MT		02.94 -	26217	Boot Kit			ws		L:103/Ø1=20/Ø2=76	
FIESTA IV												
1.25 i 16V (55 kW)	08.95 - 01.02	MT		- 12.96	21710	Driveshaft	L/R				26	L:513/A:25/Ø Tripodroller:30
		MT			20186	Joint Kit			ws	27	A:25/F:22/O:56/Z	
		MT		01.97 -	24067	Tripod				gs	42	G:22/Ø Tripodroller:30
		MT			26106	Boot Kit			ws		L:103/Ø1=20/Ø2=76	
1.3 i (37/44 kW)	08.95 - 01.02	MT		- 12.95	23336	Driveshaft	L					L:590/A:25/D:23/O:56.6
		MT		- 12.95	23354	Driveshaft	R				L:865/A:25/D:23/O:56.6	
		MT			20188	Joint Kit			ws	27	A:25/F:20/O:56/X	
		MT		01.97 -	24067	Tripod				gs	42	G:22/Ø Tripodroller:30
		MT			26000	Boot Kit			ws		L:96/Ø1=20/Ø2=66	
1.4 i 16V (66 kW)	04.96 - 01.02	MT		- 12.96	21710	Driveshaft	L/R				26	L:513/A:25/Ø Tripodroller:30



		MT			<b>20186</b>	Joint Kit			ws		27	A:25/F:22/O:56/Z
		MT		01.97 -	<b>24067</b>	Tripod				gs	42	G:22/Ø Tripodroller:30
		MT			<b>26106</b>	Boot Kit			ws			L:103/Ø1=20/Ø2=76
1.8 D (44 kW)	08.95 - 04.00	MT		- 12.96	<b>21710</b>	Driveshaft	L/R				26	L:513/A:25/Ø Tripodroller:30
		MT			<b>20186</b>	Joint Kit			ws		27	A:25/F:22/O:56/Z
		MT		01.97 -	<b>24067</b>	Tripod				gs	42	G:22/Ø Tripodroller:30
		MT			<b>26106</b>	Boot Kit			ws			L:103/Ø1=20/Ø2=76
1.8 DI (55 kW)	04.00 - 01.02	MT			<b>22303</b>	Boot Kit			ws			L:90/Ø1=24/Ø2=89
<b>FIESTA V</b>												
1.25 16V (51 kW)	03.03 -	MT		TPE boot	<b>22297</b>	Boot Kit			ws			L:112/Ø1=24.5/Ø2=71.3
		MT			<b>22294</b>	Boot Kit				gs		L:97/Ø1=22/Ø2=69
1.25 16V (55 kW)	05.02 -	MT		TPE boot, - 03.03	<b>22293</b>	Boot Kit			ws			L:111/Ø1=31/Ø2=71
		MT		TPE boot, 03.03 -	<b>22297</b>	Boot Kit			ws			L:112/Ø1=24.5/Ø2=71.3
		MT		- 03.03	<b>22295</b>	Boot Kit				gs		L:99/Ø1=28/Ø2=69
		MT		03.03 -	<b>22294</b>	Boot Kit				gs		L:97/Ø1=22/Ø2=69
1.3 (44/51 kW)	11.01 -	MT		TPE boot, - 03.03	<b>22293</b>	Boot Kit			ws			L:111/Ø1=31/Ø2=71
		MT		TPE boot, 03.03 -	<b>22297</b>	Boot Kit			ws			L:112/Ø1=24.5/Ø2=71.3
		MT		- 03.03	<b>22295</b>	Boot Kit				gs		L:99/Ø1=28/Ø2=69
		MT		03.03 -	<b>22294</b>	Boot Kit				gs		L:97/Ø1=22/Ø2=69
1.4 16V (59 kW)	11.01 -	MT		sequential manual transm. / Manufacturer: GKN	<b>24184</b>	Driveshaft	L				7	L:646/A:25/D:23
		MT		sequential manual transm. / Manufacturer: GKN	<b>24185</b>	Driveshaft	R				9	L:945.3/A:25/D:23/with bearing
		MT		TPE boot, - 03.03	<b>22293</b>	Boot Kit			ws			L:111/Ø1=31/Ø2=71
		MT		TPE boot, 03.03 -	<b>22297</b>	Boot Kit			ws			L:112/Ø1=24.5/Ø2=71.3
		MT		- 03.03	<b>22295</b>	Boot Kit				gs		L:99/Ø1=28/Ø2=69
		MT		03.03 -	<b>22294</b>	Boot Kit				gs		L:97/Ø1=22/Ø2=69
1.6 16V (74 kW)	11.01 -	MT		Manufacturer: GKN	<b>24184</b>	Driveshaft	L				7	L:646/A:25/D:23
		AT		Manufacturer: GKN	<b>24186</b>	Driveshaft	L				7	L:606.35/A:25/D:22
		MT		Manufacturer: GKN	<b>24185</b>	Driveshaft	R				9	L:945.3/A:25/D:23/with bearing
		AT		Manufacturer: GKN	<b>24187</b>	Driveshaft	R				9	L:927.75/A:25/D:22/with bearing
		MT			<b>22106</b>	Boot Kit			ws			L:85/Ø1=21/Ø2=69.5
		MT			<b>23179</b>	Boot Kit				gs		L:84/Ø1=19/Ø2=60
ST150 (110 kW)	03.05 -	MT		Manufacturer: GKN	<b>24188</b>	Driveshaft	L				7	L:639.9/A:25/D:23
		MT		Manufacturer: GKN	<b>24189</b>	Driveshaft	R				9	L:938.8/A:25/D:23/with bearing
1.4 TDCi (50 kW)	11.01 -	MT		- 02.07 / Manufacturer: GKN	<b>24190</b>	Driveshaft	L				7	L:646.5/A:25/D:23
		MT		- 02.07 / Manufacturer: GKN	<b>24191</b>	Driveshaft	R				9	L:945.3/A:25/D:23/with bearing
		MT			<b>22106</b>	Boot Kit			ws			L:85/Ø1=21/Ø2=69.5
		MT			<b>22282</b>	Boot Kit				gs		L:84/Ø1=18/Ø2=59
1.6 TDCi (66 kW)	11.04 -	MT		Manufacturer: GKN	<b>24188</b>	Driveshaft	L				7	L:639.9/A:25/D:23
		MT		Manufacturer: GKN	<b>24189</b>	Driveshaft	R				9	L:938.8/A:25/D:23/with bearing
<b>FIESTA COURIER (F3L, F5L)</b>												
1.3 (44 kW)	09.91 - 02.96	MT		- 01.94	<b>23710</b>	Driveshaft	L				13	L:584/A:23
		MT		- 01.94	<b>23712</b>	Driveshaft	R				13	L:861/A:23
		MT		- 01.94	<b>23735</b>	Joint Kit			ws		27	A:23/F:22/O:60/Z
		MT		01.94 -	<b>23738</b>	Joint			ws		34	A:25/F:22/O:60/Z
		MT		- 01.94	<b>26014</b>	Boot Kit			ws			L:103/Ø1=20/Ø2=76
1.4 i (66 kW)	04.96 - 10.99	MT			<b>20186</b>	Joint Kit			ws		27	A:25/F:22/O:56/Z
		MT		01.97 -	<b>24067</b>	Tripod				gs	42	G:22/Ø Tripodroller:30
		MT			<b>26106</b>	Boot Kit			ws			L:103/Ø1=20/Ø2=76
1.8 D (44 kW)	09.91 - 02.96	MT		- 01.94	<b>23726</b>	Driveshaft	L				13	L:584/A:23
		MT		- 01.94	<b>23728</b>	Driveshaft	R				13	L:861/A:23

		Transm.	with ABS Ring		Part-No.	Description	L Left R Right	F Front R Rear	Wheel Side	Gear Box Side	Pic. No.	Technical Specification  Further details on page I
		MT Manual AT Autom.										

( FORD )

( FORD )

FIESTA COURIER (F3L, F5L)													
1.8 D (44 kW)	09.91 - 02.96	MT		- 01.94	23735	Joint Kit			ws		27	A:23/F:22/O:60/Z	
		MT		01.94 -	23738	Joint			ws		34	A:25/F:22/O:60/Z	
		MT		- 01.94	26014	Boot Kit			ws				L:103/Ø1=20/Ø2=76
FIESTA COURIER (J5_, J3_)													
1.3 (44 kW)	02.96 -	MT			20188	Joint Kit			ws		27	A:25/F:20/O:56/X	
		MT		01.97 -	24067	Tripod				gs	42	G:22/Ø Tripodroller:30	
		MT			26000	Boot Kit			ws				L:96/Ø1=20/Ø2=66
1.8 D (44 kW)	02.96 -	MT			20186	Joint Kit			ws		27	A:25/F:22/O:56/Z	
		MT		01.97 -	24067	Tripod				gs	42	G:22/Ø Tripodroller:30	
		MT			26106	Boot Kit			ws				L:103/Ø1=20/Ø2=76
FIESTA VAN													
1.0 (33 kW)	08.83 - 11.89	MT		04.89 -	23453	Driveshaft	L				13	L:584/A:23/D:23	
		MT		04.89 -	23451	Driveshaft	R				13	L:861/A:23/D:23	
		MT		- 03.89	21751	Joint Kit			ws		27	A:23/F:20	
		MT		04.89 -	23734	Joint Kit			ws		27	A:23/F:20	
		MT			21752	Joint Kit				gs	30	D:23/G:20	
		MT			26000	Boot Kit			ws				L:96/Ø1=20/Ø2=66
1.0 (29 kW) / 1.1 (39 kW)	10.77 - 11.86	MT		- 07.80	21740	Joint Kit			ws		27	A:22/F:20	
		MT		08.80 -	21751	Joint Kit			ws		27	A:23/F:20	
		MT		09.79 -	21752	Joint Kit				gs	30	D:23/G:20	
		MT			26000	Boot Kit			ws				L:96/Ø1=20/Ø2=66
		MT			26044	Boot Kit				gs			L:95/Ø1=19/Ø2=72
		MT			26044	Boot Kit				gs			L:95/Ø1=19/Ø2=72
FOCUS													
1.4 16V (55 kW)	10.98 - 11.04	MT		gear IB5	23298	Driveshaft	L					L:633/A:25/O:53.2	
		MT		gear IB5	23299	Driveshaft	R					L:930/A:25/O:53.5	
		MT/AT			21184	Joint Kit			ws		27	A:25/F:23/DF:23.8/O:53.3/Z	
		MT/AT			20322	Joint Kit			ws		27	A:25/F:21/DF:21.68/O:53.2/Z	
		MT/AT			21185	Boot Kit			ws				L:125/Ø1=24/Ø2=80
		MT/AT			20321	Boot Kit			ws				L:112/Ø1=30/Ø2=72
1.6 16V (74 kW)	10.98 - 11.04	MT		gear IB5	23298	Driveshaft	L					L:633/A:25/O:53.2	
		MT		gear IB5	23299	Driveshaft	R					L:930/A:25/O:53.5	
		MT/AT			21184	Joint Kit			ws		27	A:25/F:23/DF:23.8/O:53.3/Z	
		MT/AT			20322	Joint Kit			ws		27	A:25/F:21/DF:21.68/O:53.2/Z	
		MT/AT			21185	Boot Kit			ws				L:125/Ø1=24/Ø2=80
		MT/AT			20321	Boot Kit			ws				L:112/Ø1=30/Ø2=72
1.8 16V (85 kW)	10.98 - 11.04	MT		gear IB5	23298	Driveshaft	L					L:633/A:25/O:53.2	
		MT		gear IB5	23299	Driveshaft	R					L:930/A:25/O:53.5	
		MT/AT			21184	Joint Kit			ws		27	A:25/F:23/DF:23.8/O:53.3/Z	
		MT/AT			20322	Joint Kit			ws		27	A:25/F:21/DF:21.68/O:53.2/Z	

		MT/AT			21185	Boot Kit			ws			L:125/Ø1=24/Ø2=80
		MT/AT			20321	Boot Kit			ws			L:112/Ø1=30/Ø2=72
1.8 DI / TDDi (55 kW)	08.99 - 11.04	MT/AT		MTX75	23300	Driveshaft	L					L:609/A:25/D:26/O:53.2
		MT/AT		MTX75	23301	Driveshaft	R					L:965/A:25/D:26/O:53.2
		MT/AT			21184	Joint Kit			ws		27	A:25/F:23/DF:23.8/O:53.3/Z
		MT/AT			21185	Boot Kit			ws			L:125/Ø1=24/Ø2=80
1.8 TDCi (74/85 kW)	03.01 - 11.04	MT5		MTX75	23302	Driveshaft	L					L:610/A:25/D:26/O:52.8/Ø Tripodroller:52.8
		MT5		MTX75	23303	Driveshaft	R					L:943/A:25/D:36/O:52.8
1.8 Turbo DI / TDDi (66 kW)	10.98 - 11.04	MT/AT		MTX75	23300	Driveshaft	L					L:609/A:25/D:26/O:53.2
		MT/AT		MTX75	23301	Driveshaft	R					L:965/A:25/D:26/O:53.2
		MT/AT			21184	Joint Kit			ws		27	A:25/F:23/DF:23.8/O:53.3/Z
		MT/AT			21185	Boot Kit			ws			L:125/Ø1=24/Ø2=80
2.0 16V (96 kW)	10.98 - 11.04	MT/AT		MTX75	23300	Driveshaft	L					L:609/A:25/D:26/O:53.2
		MT/AT		MTX75	23301	Driveshaft	R					L:965/A:25/D:26/O:53.2
		MT/AT			21184	Joint Kit			ws		27	A:25/F:23/DF:23.8/O:53.3/Z
		MT/AT			21185	Boot Kit			ws			L:125/Ø1=24/Ø2=80

### FOCUS ESTATE

1.4 16V (55 kW)	02.99 - 11.04	MT		gear IB5	23298	Driveshaft	L					L:633/A:25/O:53.2
		MT		gear IB5	23299	Driveshaft	R					L:930/A:25/O:53.5
		MT/AT			21184	Joint Kit			ws		27	A:25/F:23/DF:23.8/O:53.3/Z
		MT/AT			20322	Joint Kit			ws		27	A:25/F:21/DF:21.68/O:53.2/Z
		MT/AT			21185	Boot Kit			ws			L:125/Ø1=24/Ø2=80
		MT/AT			20321	Boot Kit			ws			L:112/Ø1=30/Ø2=72
1.6 16V (74 kW)	02.99 - 11.04	MT		gear IB5	23298	Driveshaft	L					L:633/A:25/O:53.2
		MT		gear IB5	23299	Driveshaft	R					L:930/A:25/O:53.5
		MT/AT			21184	Joint Kit			ws		27	A:25/F:23/DF:23.8/O:53.3/Z
		MT/AT			20322	Joint Kit			ws		27	A:25/F:21/DF:21.68/O:53.2/Z
		MT/AT			21185	Boot Kit			ws			L:125/Ø1=24/Ø2=80
		MT/AT			20321	Boot Kit			ws			L:112/Ø1=30/Ø2=72
1.8 16V (85 kW)	02.99 - 11.04	MT		gear IB5	23298	Driveshaft	L					L:633/A:25/O:53.2
		MT		gear IB5	23299	Driveshaft	R					L:930/A:25/O:53.5
		MT/AT			21184	Joint Kit			ws		27	A:25/F:23/DF:23.8/O:53.3/Z
		MT/AT			20322	Joint Kit			ws		27	A:25/F:21/DF:21.68/O:53.2/Z
		MT/AT			21185	Boot Kit			ws			L:125/Ø1=24/Ø2=80
		MT/AT			20321	Boot Kit			ws			L:112/Ø1=30/Ø2=72
1.8 DI / TDDi (55 kW)	08.99 - 11.04	MT/AT			21184	Joint Kit			ws		27	A:25/F:23/DF:23.8/O:53.3/Z
		MT/AT			21185	Boot Kit			ws			L:125/Ø1=24/Ø2=80
1.8 TDCi (74/85 kW)	03.01 - 11.04	MT5		MTX75	23302	Driveshaft	L					L:610/A:25/D:26/O:52.8/Ø Tripodroller:52.8
		MT5		MTX75	23303	Driveshaft	R					L:943/A:25/D:36/O:52.8
1.8 Turbo DI / TDDi (66 kW)	02.99 - 11.04	MT/AT			21184	Joint Kit			ws		27	A:25/F:23/DF:23.8/O:53.3/Z
		MT/AT			21185	Boot Kit			ws			L:125/Ø1=24/Ø2=80
2.0 16V (96 kW)	02.99 - 11.04	MT/AT			21184	Joint Kit			ws		27	A:25/F:23/DF:23.8/O:53.3/Z
		MT/AT			21185	Boot Kit			ws			L:125/Ø1=24/Ø2=80

### FOCUS C-MAX

1.8/1.8 Flexifuel (92 kW)	04.04 - 03.07	MT5			24846	Driveshaft	L				9	L:595/A:36/D:23
		MT5			24845	Driveshaft	R				9	L:898/A:36/D:23
2.0 (107 kW)	04.04 - 03.07	MT5			24867	Driveshaft	L				8	L:582/A:36/D:26
		AT5			24857	Driveshaft	L				6	L:586/A:36/D:26
		AT5			24853	Driveshaft	R				9	L:925/A:36/D:26
1.6 TDCi (80 kW)	10.03 - 03.07	MT/AT			24711	Joint Kit	L		ws		28	A:36/F:26/O:56/Z




		Transm.	with ABS Ring		Part-No.	Description	L	F	Wheel Side	Gear Box Side	Pic. No.	Technical Specification  Further details on page I
		MT Manual AT Autom.					Left R	Front R Rear				

( FORD )

( FORD )

FOCUS C-MAX												
1.6 TDCi (80 kW)	10.03 - 03.07	MT/AT			24751	Joint Kit	R		ws		28	A:36/F:26/0:56/Z
		MT/AT		TPE boot	24712	Boot Kit	L		ws			L:122/Ø1=28.5/Ø2=85.5
		MT/AT		TPE boot	24752	Boot Kit	R		ws			L:115/Ø1=37.8/Ø2=85.5
		MT/AT			24748	Boot Kit	L			gs		L:98/Ø1=26/Ø2=70
		MT/AT			24753	Boot Kit	R			gs		L:98/Ø1=36.5/Ø2=70
2.0 TDCi (100 kW)	10.03 - 03.07	MT			24897	Driveshaft	L				7	L:603.55/A:36/D:26
		MT			24898	Driveshaft	R				9	L:942.5/A:36/D:26/with bearing
FOCUS II / FOCUS II ESTATE												
1.8 (92 kW)	03.06 -	MT5		engine C18HDEA	24846	Driveshaft	L				9	L:595/A:36/D:23
		MT5		engine ZH18Q7DA	24867	Driveshaft	L				8	L:582/A:36/D:26
		MT5		engine C18HDEA	24845	Driveshaft	R				9	L:898/A:36/D:23
		MT5		engine ZH18Q7DA	24868	Driveshaft	R				9	L:920/A:36/D:26
1.8 Flexifuel (92 kW)	12.05 -	MT5			24846	Driveshaft	L				9	L:595/A:36/D:23
		MT5			24845	Driveshaft	R				9	L:898/A:36/D:23
2.0 (107 kW)	11.04 -	MT5			24867	Driveshaft	L				8	L:582/A:36/D:26
		AT5			24857	Driveshaft	L				6	L:586/A:36/D:26
		MT5			24868	Driveshaft	R				9	L:920/A:36/D:26
		AT5			24853	Driveshaft	R				9	L:925/A:36/D:26
2.0 LPG (107 kW)	06.08 -	MT5			24867	Driveshaft	L				8	L:582/A:36/D:26
		AT5			24857	Driveshaft	L				6	L:586/A:36/D:26
		MT5			24868	Driveshaft	R				9	L:920/A:36/D:26
		AT5			24853	Driveshaft	R				9	L:925/A:36/D:26
1.6 TDCi (66/80 kW)	11.04 -	MT/AT			24711	Joint Kit	L		ws		28	A:36/F:26/0:56/Z
		MT/AT			24751	Joint Kit	R		ws		28	A:36/F:26/0:56/Z
		MT/AT		TPE boot	24712	Boot Kit	L		ws			L:122/Ø1=28.5/Ø2=85.5
		MT/AT		TPE boot	24752	Boot Kit	R		ws			L:115/Ø1=37.8/Ø2=85.5
		MT/AT			24748	Boot Kit	L			gs		L:98/Ø1=26/Ø2=70
		MT/AT			24753	Boot Kit	R			gs		L:98/Ø1=36.5/Ø2=70
1.8 TDCi (85 kW)	11.04 -	MT/AT			24711	Joint Kit	L		ws		28	A:36/F:26/0:56/Z
		MT/AT			24751	Joint Kit	R		ws		28	A:36/F:26/0:56/Z
		MT/AT		TPE boot	24712	Boot Kit	L		ws			L:122/Ø1=28.5/Ø2=85.5
		MT/AT		TPE boot	24752	Boot Kit	R		ws			L:115/Ø1=37.8/Ø2=85.5
		MT/AT			24748	Boot Kit	L			gs		L:98/Ø1=26/Ø2=70
		MT/AT			24753	Boot Kit	R			gs		L:98/Ø1=36.5/Ø2=70
2.0 TDCi (81 kW)	02.08 -	MT			24898	Driveshaft	R				9	L:942.5/A:36/D:26/with bearing
2.0 TDCi (100 kW)	11.04 -	MT			24897	Driveshaft	L				7	L:603.55/A:36/D:26
		MT			24898	Driveshaft	R				9	L:942.5/A:36/D:26/with bearing
FOCUS II CONVERTIBLE												
2.0 (107 kW)	10.06 -	MT5			24867	Driveshaft	L				8	L:582/A:36/D:26
2.0 TDCi (100 kW)	10.06 -	MT			24897	Driveshaft	L				7	L:603.55/A:36/D:26

		MT			24898	Driveshaft	R				9	L:942.5/A:36/D:26/with bearing
<b>C-MAX</b>												
1.8/1.8 Flexifuel (92 kW)	02.07 -	MT5			24846	Driveshaft	L				9	L:595/A:36/D:23
		MT5			24845	Driveshaft	R				9	L:898/A:36/D:23
2.0 (107 kW)	02.07 -	MT5			24867	Driveshaft	L				8	L:582/A:36/D:26
		AT5			24857	Driveshaft	L				6	L:586/A:36/D:26
		MT5			24868	Driveshaft	R				9	L:920/A:36/D:26
		AT5			24853	Driveshaft	R				9	L:925/A:36/D:26
2.0 CNG (107 kW)	04.09 -	MT5			24867	Driveshaft	L				8	L:582/A:36/D:26
		AT5			24857	Driveshaft	L				6	L:586/A:36/D:26
		MT5			24868	Driveshaft	R				9	L:920/A:36/D:26
		AT5			24853	Driveshaft	R				9	L:925/A:36/D:26
1.6 TDCi (66/85 kW)	02.07 -	MT/AT			24711	Joint Kit	L		ws		28	A:36/F:26/O:56/Z
		MT/AT			24751	Joint Kit	R		ws		28	A:36/F:26/O:56/Z
		MT/AT		TPE boot	24712	Boot Kit	L		ws			L:122/Ø1=28.5/Ø2=85.5
		MT/AT		TPE boot	24752	Boot Kit	R		ws			L:115/Ø1=37.8/Ø2=85.5
		MT/AT			24748	Boot Kit	L			gs		L:98/Ø1=26/Ø2=70
		MT/AT			24753	Boot Kit	R			gs		L:98/Ø1=36.5/Ø2=70
2.0 TDCi (81 kW)	02.08 -	MT			24898	Driveshaft	R				9	L:942.5/A:36/D:26/with bearing
2.0 TDCi (100 kW)	02.07 -	MT			24898	Driveshaft	R				9	L:942.5/A:36/D:26/with bearing
<b>FUSION</b>												
1.4 16V (59 kW)	08.02 -	MT		sequential manual transm. / Manufacturer: GKN	24184	Driveshaft	L				7	L:646/A:25/D:23
		MT		sequential manual transm. / Manufacturer: GKN	24185	Driveshaft	R				9	L:945.3/A:25/D:23/with bearing
1.6 16V (74 kW)	08.02 -	MT		Manufacturer: GKN	24184	Driveshaft	L				7	L:646/A:25/D:23
		AT		Manufacturer: GKN	24186	Driveshaft	L				7	L:606.35/A:25/D:22
		MT		Manufacturer: GKN	24185	Driveshaft	R				9	L:945.3/A:25/D:23/with bearing
		AT		Manufacturer: GKN	24187	Driveshaft	R				9	L:927.75/A:25/D:22/with bearing
		MT			22106	Boot Kit			ws			L:85/Ø1=21/Ø2=69.5
		MT			23179	Boot Kit				gs		L:84/Ø1=19/Ø2=60
1.4 TDCi (50 kW)	08.02 -	MT		- 02.07 / Manufacturer: GKN	24190	Driveshaft	L				7	L:646.5/A:25/D:23
		MT		- 02.07 / Manufacturer: GKN	24191	Driveshaft	R				9	L:945.3/A:25/D:23/with bearing
		MT			22106	Boot Kit			ws			L:85/Ø1=21/Ø2=69.5
		MT			22282	Boot Kit				gs		L:84/Ø1=18/Ø2=59
1.6 TDCi (66 kW)	11.04 -	MT		Manufacturer: GKN	24188	Driveshaft	L				7	L:639.9/A:25/D:23
		MT		Manufacturer: GKN	24189	Driveshaft	R				9	L:938.8/A:25/D:23/with bearing
<b>GALAXY (WGR)</b>												
1.9 TDI (66 kW)	02.96 - 05.06	MT	x	engine 1Z, AHU	20154	Driveshaft	L				4	L:643/A:38/D:26/ABS:48
		MT	x	engine 1Z, AHU	20155	Driveshaft	R				5	L:582.3/A:38/K:35/ABS:48
		MT	x	- 05.01, engine ANU	20579	Driveshaft	L/R				3	L:537/A:38/ABS:48
		MT/AT	x	engine 1Z, AHU	21572	Joint Kit			ws		28	A:38/F:27/O:60/X/ABS:48
		MT/AT	x	engine ANU	21574	Joint Kit			ws		28	A:38/F:36/O:79/X/ABS:48
		MT/AT		engine 1Z, AHU, TPE boot	26274	Boot Kit			ws			L:145/Ø1=29/Ø2=96
		MT/AT		engine ANU, TPE boot	21575	Boot Kit			ws			L:144/Ø1=30/Ø2=101
1.9 TDI (81 kW)	08.97 - 04.00	MT	x		20154	Driveshaft	L				4	L:643/A:38/D:26/ABS:48
		AT	x		20156	Driveshaft	L				3	L:537/A:38/ABS:48
		MT	x		20151	Driveshaft	R				5	L:582.5/A:38/K:35/ABS:48
		AT	x		20157	Driveshaft	R				3	L:568/A:38/ABS:48
		MT/AT	x		21572	Joint Kit			ws		28	A:38/F:27/O:60/X/ABS:48
		MT/AT		TPE boot	26274	Boot Kit			ws			L:145/Ø1=29/Ø2=96
1.9 TDI (85 kW)	04.00 - 05.06	MT	x		20579	Driveshaft	L/R				3	L:537/A:38/ABS:48

		Transm.	with ABS Ring		Part-No.	Description	L	F	Wheel Side	Gear Box Side	Pic. No.	Technical Specification  Further details on page I
		MT Manual AT Autom.					Left R Right	Front R Rear				

( FORD )

( FORD )

GALAXY (WGR)													
1.9 TDI (85 kW)	04.00 - 05.06	AT5	x	03.03 -	22253	Driveshaft	L/R				3	L:513/A:38/ABS:48	
		MT/AT	x		21574	Joint Kit			ws		28	A:38/F:36/O:79/X/ABS:48	
		MT/AT		TPE boot	21575	Boot Kit			ws				L:144/Ø1=30/Ø2=101
		MT/AT		- 03.03	24466	Boot Kit					gs		L:88/Ø1=24.4/Ø2=71.5
1.9 TDI (96 kW)	02.03 - 05.06	MT	x		20579	Driveshaft	L/R				3	L:537/A:38/ABS:48	
		MT			24466	Boot Kit				gs		L:88/Ø1=24.4/Ø2=71.5	
1.9 TDI (110 kW)	02.03 - 05.06	MT			24466	Boot Kit				gs		L:88/Ø1=24.4/Ø2=71.5	
2.0 i (85 kW)	11.95 - 05.06	MT	x		20152	Driveshaft	L				4	L:643/A:38/D:26/ABS:48	
		AT	x		20156	Driveshaft	L				3	L:537/A:38/ABS:48	
		MT	x		20151	Driveshaft	R				5	L:582.5/A:38/K:35/ABS:48	
		AT	x		20157	Driveshaft	R				3	L:568/A:38/ABS:48	
		MT/AT	x		21572	Joint Kit			ws		28	A:38/F:27/O:60/X/ABS:48	
		MT/AT		TPE boot	26274	Boot Kit			ws				L:145/Ø1=29/Ø2=96
2.3 16V (107 kW)	01.97 - 05.06	MT/AT	x	engine Y5B	21572	Joint Kit			ws		28	A:38/F:27/O:60/X/ABS:48	
		MT/AT	x	engine E5SA	21574	Joint Kit			ws		28	A:38/F:36/O:79/X/ABS:48	
		MT/AT		engine Y5B, TPE boot	26274	Boot Kit			ws			L:145/Ø1=29/Ø2=96	
		MT/AT		engine E5SA, TPE boot	21575	Boot Kit			ws			L:144/Ø1=30/Ø2=101	
2.8 i V6 (128 kW)	11.95 - 04.00	MT	x		20150	Driveshaft	L				4	L:643/A:38/D:26/ABS:48	
		MT	x		20153	Driveshaft	R				5	L:526/A:38/K:35/ABS:48	
		AT	x		20158	Driveshaft	L/R				2	L:545.5/A:38/ABS:48	
		MT/AT	x		21572	Joint Kit			ws		28	A:38/F:27/O:60/X/ABS:48	
		MT/AT		TPE boot	26274	Boot Kit			ws				L:145/Ø1=29/Ø2=96
		AT	x		20158	Driveshaft	L/R	F			2	L:545.5/A:38/ABS:48	
2.8 i V6 4X4 (128 kW)	11.95 - 04.00	MT/AT	x		21572	Joint Kit		F	ws		28	A:38/F:27/O:60/X/ABS:48	
		MT/AT		TPE boot	26274	Boot Kit		F	ws			L:145/Ø1=29/Ø2=96	
		MT	x		20579	Driveshaft	L/R				3	L:537/A:38/ABS:48	
2.8 V6 (150 kW)	04.00 - 05.06	AT5	x	03.03 -	22253	Driveshaft	L				3	L:513/A:38/ABS:48	
		AT5	x	03.03 -	22254	Driveshaft	R				6	L:577/A:38/ABS:48	
		MT/AT	x		21574	Joint Kit			ws		28	A:38/F:36/O:79/X/ABS:48	
		MT/AT		TPE boot	21575	Boot Kit			ws				L:144/Ø1=30/Ø2=101
		MT			24466	Boot Kit				gs			L:88/Ø1=24.4/Ø2=71.5
		semi-AT		- 03.03	24466	Boot Kit	L				gs		L:88/Ø1=24.4/Ø2=71.5
GRANADA / GRANADA TURNIER													
1.6 - 2.3	03.72 - 08.85	MT			21547	Driveshaft	L/R				15	L:515	
		MT			21561	Joint Kit			ws	gs	29	G:25	
		MT			26104	Boot Kit			ws	gs			L:82/Ø1=24/Ø2=61
2.1 D (46 kW)	08.77 - 08.82	MT			21547	Driveshaft	L/R				15	L:515	
		MT			21561	Joint Kit			ws	gs	29	G:25	
		MT			26104	Boot Kit			ws	gs			L:82/Ø1=24/Ø2=61
2.5 (88 kW)	01.72 - 02.76	MT			26067	Boot Kit			ws	gs		L:82/Ø1=24/Ø2=61	
2.5 D (51 kW)	08.82 - 08.85	MT			21547	Driveshaft	L/R				15	L:515	

		MT			21561	Joint Kit			ws	gs	29	G:25
		MT			26104	Boot Kit			ws	gs		L:82/Ø1=24/Ø2=61
2.6 (79 kW)	01.76 - 08.77	MT			21547	Driveshaft	L/R				15	L:515
		MT			21561	Joint Kit			ws	gs	29	G:25
		MT			26104	Boot Kit			ws	gs		L:82/Ø1=24/Ø2=61
2.6 (92 kW)	01.72 - 02.76	MT			26067	Boot Kit			ws	gs		L:82/Ø1=24/Ø2=61
2.8 (97/99 kW)	08.77 - 08.85	MT			21547	Driveshaft	L/R				15	L:515
		MT			21561	Joint Kit			ws	gs	29	G:25
		MT			26104	Boot Kit			ws	gs		L:82/Ø1=24/Ø2=61
2.8 i (108/110/118 kW)	08.77 - 08.85	MT			21547	Driveshaft	L/R				15	L:515
		MT			21561	Joint Kit			ws	gs	29	G:25
		MT			26104	Boot Kit			ws	gs		L:82/Ø1=24/Ø2=61
2.9 (101 kW)	01.72 - 02.76	MT			26067	Boot Kit			ws	gs		L:82/Ø1=24/Ø2=61
3.0 (101 kW)	01.72 - 02.76	MT			26067	Boot Kit			ws	gs		L:82/Ø1=24/Ø2=61
<b>KA</b>												
1.3 i (37/44 kW)	09.96 - 11.08	MT			21707	Driveshaft	L				6	L:590/A:25/D:23
		MT			21706	Driveshaft	R				6	L:865/A:25/K:23
		MT			20188	Joint Kit			ws		27	A:25/F:20/O:56/X
		MT			24067	Tripod				gs	42	G:22/Ø Tripodroller:30
		MT			26000	Boot Kit			ws			L:96/Ø1=20/Ø2=66
1.3 i (36 kW)	06.98 - 11.08	MT			21707	Driveshaft	L				6	L:590/A:25/D:23
		MT			21706	Driveshaft	R				6	L:865/A:25/K:23
		MT			20188	Joint Kit			ws		27	A:25/F:20/O:56/X
		MT			24067	Tripod				gs	42	G:22/Ø Tripodroller:30
		MT			26000	Boot Kit			ws			L:96/Ø1=20/Ø2=66
1.3 i (51 kW)	08.00 - 11.08	MT			22300	Boot Kit				gs		L:101/Ø1=21.5/Ø2=76
<b>KA / STREET KA</b>												
1.6 / 1.6i (70 kW)	05.03 -	MT			22299	Boot Kit			ws			L:112/Ø1=24/Ø2=76
		MT			22300	Boot Kit				gs		L:101/Ø1=21.5/Ø2=76
<b>LASER</b>												
1.5 Turbo (BF5P)	08.85 - 06.87	MT		engine E5	24046	Joint Kit			ws		27	A:24/F:23/DF:24.70/O:52/Z
		MT		engine E5	25521	Boot Kit			ws			L:93/Ø1=23/Ø2=82
1.6 4WD (BFMP)	10.86 - 10.89	MT		engine B6	24046	Joint Kit		F	ws		27	A:24/F:23/DF:24.70/O:52/Z
		MT		engine B6	25521	Boot Kit		F	ws			L:93/Ø1=23/Ø2=82
1.6 Turbo (BFMP)	10.85 - 10.89	MT		engine B6	24046	Joint Kit			ws		27	A:24/F:23/DF:24.70/O:52/Z
		MT		engine B6	25521	Boot Kit			ws			L:93/Ø1=23/Ø2=82
<b>MAVERICK (UDS, UNS)</b>												
2.4 i (85/87/91 kW)	02.93 - 04.98	MT		TPE boot	23042	Boot Kit			ws			L:135/Ø1=28/Ø2=87
		MT			23195	Boot Kit				gs		L:100/Ø1=27/Ø2=86
<b>MONDEO I / MONDEO I TURNIER</b>												
1.6 i 16V (65/66 kW)	02.93 - 08.96	MT			21511	Driveshaft	L				5	L:641/A:27/D:26
		MT	x		21521	Driveshaft	L				5	L:641/A:27/D:26/ABS:44
		MT			21512	Driveshaft	R				6	L:588.5/A:27/D:35
		MT	x		21518	Driveshaft	R				6	L:588.5/A:27/D:35/ABS:44
		MT	x		20978	Joint Kit			ws		27	A:27/F:30/O:57/X/ABS:44
		MT			20347	Boot Kit			ws			L:103/Ø1=20/Ø2=76
1.8 i 16V (82/85 kW)	02.93 - 08.96	MT			21511	Driveshaft	L				5	L:641/A:27/D:26
		MT	x		21521	Driveshaft	L				5	L:641/A:27/D:26/ABS:44
		MT			21512	Driveshaft	R				6	L:588.5/A:27/D:35

		Transm.	with ABS Ring		Part-No.	Description	L	F	Wheel Side	Gear Box Side	Pic. No.	Technical Specification  Further details on page I
		MT Manual AT Autom.					Left R Right	Front R Rear				

( FORD )

( FORD )

MONDEO I / MONDEO I TURNIER													
1.8 i 16V (82/85 kW)	02.93 - 08.96	MT	x		21518	Driveshaft	R				6	L:588.5/A:27/D:35/ABS:44	
		AT		- 12.94	21514	Driveshaft	R				6	L:588.5/A:27/D:35	
		AT		12.94 -	21512	Driveshaft	R					6	L:588.5/A:27/D:35
		AT	x	- 12.94	21520	Driveshaft	R					6	L:588.5/A:27/D:35/ABS:44
		AT	x	12.94 -	21518	Driveshaft	R					6	L:588.5/A:27/D:35/ABS:44
		MT	x		20978	Joint Kit			ws			27	A:27/F:30/O:57/X/ABS:44
		AT	x	- 12.94	20979	Joint Kit			ws			27	A:27/F:25/O:57/X/ABS:44
		AT	x	12.94 -	20978	Joint Kit			ws			27	A:27/F:30/O:57/X/ABS:44
		MT			20347	Boot Kit			ws				L:103/Ø1=20/Ø2=76
		AT		- 12.94	20349	Boot Kit			ws				L:90/Ø1=23/Ø2=83
AT		12.94 -	20347	Boot Kit			ws				L:103/Ø1=20/Ø2=76		
1.8 i 16V 4X4 (85 kW)	02.93 - 08.96	MT			21511	Driveshaft	L	F			5	L:641/A:27/D:26	
		MT	x		21521	Driveshaft	L	F			5	L:641/A:27/D:26/ABS:44	
		MT			21512	Driveshaft	R	F			6	L:588.5/A:27/D:35	
		MT	x		21518	Driveshaft	R	F			6	L:588.5/A:27/D:35/ABS:44	
		AT		- 12.94	21514	Driveshaft	R	F			6	L:588.5/A:27/D:35	
		AT		12.94 -	21512	Driveshaft	R	F			6	L:588.5/A:27/D:35	
		AT	x	- 12.94	21520	Driveshaft	R	F			6	L:588.5/A:27/D:35/ABS:44	
		AT	x	12.94 -	21518	Driveshaft	R	F			6	L:588.5/A:27/D:35/ABS:44	
		MT	x		20978	Joint Kit		F	ws		27	A:27/F:30/O:57/X/ABS:44	
		AT	x	- 12.94	20979	Joint Kit		F	ws		27	A:27/F:25/O:57/X/ABS:44	
		AT	x	12.94 -	20978	Joint Kit		F	ws		27	A:27/F:30/O:57/X/ABS:44	
		MT			20347	Boot Kit		F	ws				L:103/Ø1=20/Ø2=76
		AT		- 12.94	20349	Boot Kit		F	ws				L:90/Ø1=23/Ø2=83
AT		12.94 -	20347	Boot Kit		F	ws				L:103/Ø1=20/Ø2=76		
1.8 TD (65/66 kW)	06.93 - 08.96	MT			21513	Driveshaft	L				5	L:641/A:27/D:26	
		MT	x		21523	Driveshaft	L				5	L:641/A:27/D:26/ABS:44	
		MT			21514	Driveshaft	R				6	L:588.5/A:27/D:35	
		MT	x		21520	Driveshaft	R				6	L:588.5/A:27/D:35/ABS:44	
		MT	x		20979	Joint Kit			ws		27	A:27/F:25/O:57/X/ABS:44	
		MT			20349	Boot Kit			ws				L:90/Ø1=23/Ø2=83
2.0 i 16V (97/100 kW)	01.93 - 08.96	MT			21511	Driveshaft	L				5	L:641/A:27/D:26	
		MT	x		21521	Driveshaft	L				5	L:641/A:27/D:26/ABS:44	
		MT			21512	Driveshaft	R				6	L:588.5/A:27/D:35	
		MT	x		21518	Driveshaft	R				6	L:588.5/A:27/D:35/ABS:44	
		AT		- 12.94	21514	Driveshaft	R				6	L:588.5/A:27/D:35	
		AT		12.94 -	21512	Driveshaft	R				6	L:588.5/A:27/D:35	
		AT	x	- 12.94	21520	Driveshaft	R				6	L:588.5/A:27/D:35/ABS:44	
		AT	x	12.94 -	21518	Driveshaft	R				6	L:588.5/A:27/D:35/ABS:44	
		MT	x		20978	Joint Kit			ws		27	A:27/F:30/O:57/X/ABS:44	
		AT	x	- 12.94	20979	Joint Kit			ws		27	A:27/F:25/O:57/X/ABS:44	



		AT	x	12.94 -	<b>20978</b>	Joint Kit			ws		27	A:27/F:30/O:57/X/ABS:44
		MT			<b>20347</b>	Boot Kit			ws			L:103/Ø1=20/Ø2=76
		AT		- 12.94	<b>20349</b>	Boot Kit			ws			L:90/Ø1=23/Ø2=83
		AT		12.94 -	<b>20347</b>	Boot Kit			ws			L:103/Ø1=20/Ø2=76
2.0 i 16V 4X4 (97 kW)	12.94 - 08.96	MT	x		<b>21521</b>	Driveshaft	L	F			5	L:641/A:27/D:26/ABS:44
		MT	x		<b>21518</b>	Driveshaft	R	F			6	L:588.5/A:27/D:35/ABS:44
		MT	x		<b>20978</b>	Joint Kit		F	ws		27	A:27/F:30/O:57/X/ABS:44
		MT			<b>20347</b>	Boot Kit		F	ws			L:103/Ø1=20/Ø2=76
2.0 i 16V 4X4 (100 kW)	04.93 - 08.96	MT			<b>21511</b>	Driveshaft	L	F			5	L:641/A:27/D:26
		MT	x		<b>21521</b>	Driveshaft	L	F			5	L:641/A:27/D:26/ABS:44
		MT			<b>21512</b>	Driveshaft	R	F			6	L:588.5/A:27/D:35
		MT	x		<b>21518</b>	Driveshaft	R	F			6	L:588.5/A:27/D:35/ABS:44
		AT		- 12.94	<b>21514</b>	Driveshaft	R	F			6	L:588.5/A:27/D:35
		AT	x	- 12.94	<b>21512</b>	Driveshaft	R	F			6	L:588.5/A:27/D:35
		AT	x	- 12.94	<b>21520</b>	Driveshaft	R	F			6	L:588.5/A:27/D:35/ABS:44
		AT	x	12.94 -	<b>21518</b>	Driveshaft	R	F			6	L:588.5/A:27/D:35/ABS:44
		MT	x		<b>20978</b>	Joint Kit		F	ws		27	A:27/F:30/O:57/X/ABS:44
		AT	x	- 12.94	<b>20979</b>	Joint Kit		F	ws		27	A:27/F:25/O:57/X/ABS:44
		AT	x	12.94 -	<b>20978</b>	Joint Kit		F	ws		27	A:27/F:30/O:57/X/ABS:44
		MT			<b>20347</b>	Boot Kit		F	ws			L:103/Ø1=20/Ø2=76
		AT		- 12.94	<b>20349</b>	Boot Kit		F	ws			L:90/Ø1=23/Ø2=83
		AT		12.94 -	<b>20347</b>	Boot Kit		F	ws			L:103/Ø1=20/Ø2=76
2.5 i 24V (125 kW)	07.94 - 08.96	MT			<b>21513</b>	Driveshaft	L				5	L:641/A:27/D:26
		MT	x		<b>21523</b>	Driveshaft	L				5	L:641/A:27/D:26/ABS:44
		MT/AT			<b>21514</b>	Driveshaft	R				6	L:588.5/A:27/D:35
		MT/AT	x		<b>21520</b>	Driveshaft	R				6	L:588.5/A:27/D:35/ABS:44
		MT/AT	x		<b>20979</b>	Joint Kit			ws		27	A:27/F:25/O:57/X/ABS:44
		MT/AT			<b>20349</b>	Boot Kit			ws			L:90/Ø1=23/Ø2=83

### MONDEO II / MONDEO II TURNIER

1.6 i (66 kW)	09.96 - 11.00	MT			<b>21511</b>	Driveshaft	L				5	L:641/A:27/D:26
		MT	x		<b>21521</b>	Driveshaft	L				5	L:641/A:27/D:26/ABS:44
		MT			<b>21512</b>	Driveshaft	R				6	L:588.5/A:27/D:35
		MT	x		<b>21518</b>	Driveshaft	R				6	L:588.5/A:27/D:35/ABS:44
		MT	x		<b>20978</b>	Joint Kit			ws		27	A:27/F:30/O:57/X/ABS:44
		MT			<b>20347</b>	Boot Kit			ws			L:103/Ø1=20/Ø2=76
1.6 i 16V (70 kW)	05.98 - 11.00	MT			<b>21511</b>	Driveshaft	L				5	L:641/A:27/D:26
		MT	x		<b>21521</b>	Driveshaft	L				5	L:641/A:27/D:26/ABS:44
		MT			<b>21512</b>	Driveshaft	R				6	L:588.5/A:27/D:35
		MT	x		<b>21518</b>	Driveshaft	R				6	L:588.5/A:27/D:35/ABS:44
		MT	x		<b>20978</b>	Joint Kit			ws		27	A:27/F:30/O:57/X/ABS:44
		MT			<b>20347</b>	Boot Kit			ws			L:103/Ø1=20/Ø2=76
1.8 i (85 kW)	09.96 - 11.00	MT			<b>21511</b>	Driveshaft	L				5	L:641/A:27/D:26
		MT	x		<b>21521</b>	Driveshaft	L				5	L:641/A:27/D:26/ABS:44
		MT			<b>21512</b>	Driveshaft	R				6	L:588.5/A:27/D:35
		MT	x		<b>21518</b>	Driveshaft	R				6	L:588.5/A:27/D:35/ABS:44
		MT/AT	x		<b>20978</b>	Joint Kit			ws		27	A:27/F:30/O:57/X/ABS:44
		MT/AT			<b>20347</b>	Boot Kit			ws			L:103/Ø1=20/Ø2=76
1.8 TD (66 kW)	09.96 - 11.00	MT			<b>21513</b>	Driveshaft	L				5	L:641/A:27/D:26
		MT	x		<b>21523</b>	Driveshaft	L				5	L:641/A:27/D:26/ABS:44
		MT			<b>21514</b>	Driveshaft	R				6	L:588.5/A:27/D:35
		MT	x		<b>21520</b>	Driveshaft	R				6	L:588.5/A:27/D:35/ABS:44




		Transm. MT Manual AT Autom.	with ABS Ring		Part-No.	Description	L Left R Right	F Front R Rear	Wheel Side	Gear Box Side	Pic. No.	Technical Specification  Further details on page I
---	---	---	---------------------	--	----------	-------------	-------------------------	-------------------------	---------------	---------------------	-------------	--

( FORD )

( FORD )

MONDEO II / MONDEO II TURNIER												
1.8 TD (66 kW)	09.96 - 11.00	MT MT	x		20979 20349	Joint Kit Boot Kit			ws ws		27	A:27/F:25/O:57/X/ABS:44 L:90/Ø1=23/Ø2=83
2.0 i (96 kW)	09.96 - 11.00	MT MT MT MT MT/AT MT/AT	x x x x		21511 21521 21512 21518 20978 20347	Driveshaft Driveshaft Driveshaft Driveshaft Joint Kit Boot Kit	L L R R				5 5 6 6 27	L:641/A:27/D:26 L:641/A:27/D:26/ABS:44 L:588.5/A:27/D:35 L:588.5/A:27/D:35/ABS:44 A:27/F:30/O:57/X/ABS:44 L:103/Ø1=20/Ø2=76
2.5 24V (125 kW)	09.96 - 11.00	MT MT MT MT/AT MT/AT	x x x x		21513 21523 21514 21520 20979 20349	Driveshaft Driveshaft Driveshaft Driveshaft Joint Kit Boot Kit	L L R R			ws ws	5 5 6 6 27	L:641/A:27/D:26 L:641/A:27/D:26/ABS:44 L:588.5/A:27/D:35 L:588.5/A:27/D:35/ABS:44 A:27/F:25/O:57/X/ABS:44 L:90/Ø1=23/Ø2=83
MONDEO III / MONDEO III TURNIER												
1.8 16V (81/92 kW)	11.00 - 08.07	MT/AT MT/AT MT/AT			21363 21366 22296	Joint Kit Boot Kit Boot Kit			ws ws		27	A:27/F:23/O:56/Z L:107/Ø1=31/Ø2=81 L:102/Ø1=28/Ø2=82
1.8 Sci (96 kW)	06.03 - 08.07	MT/AT MT/AT MT/AT			21363 21366 22296	Joint Kit Boot Kit Boot Kit			ws ws	gs	27	A:27/F:23/O:56/Z L:107/Ø1=31/Ø2=81 L:102/Ø1=28/Ø2=82
2.0 16V (107 kW)	11.00 - 08.07	MT/AT MT/AT MT/AT			21363 21366 22296	Joint Kit Boot Kit Boot Kit			ws ws	gs	27	A:27/F:23/O:56/Z L:107/Ø1=31/Ø2=81 L:102/Ø1=28/Ø2=82
2.0 16V DI / TDDi (66 kW)	11.00 - 08.07	MT/AT MT/AT MT/AT			21449 21456 22298	Joint Kit Boot Kit Boot Kit			ws ws		27	A:27/F:26/O:56.4/Z L:120/Ø1=29/Ø2=91 L:101/Ø1=25.5/Ø2=89
2.0 16V TDDi / TDCi (85 kW)	11.00 - 08.07	MT/AT MT/AT MT/AT			21449 21456 22298	Joint Kit Boot Kit Boot Kit			ws ws	gs	27	A:27/F:26/O:56.4/Z L:120/Ø1=29/Ø2=91 L:101/Ø1=25.5/Ø2=89
2.0 TDCi (96 kW)	10.01 - 08.07	MT/AT MT/AT			21449 21456	Joint Kit Boot Kit			ws ws		27	A:27/F:26/O:56.4/Z L:120/Ø1=29/Ø2=91
2.5 V6 24V (125 kW)	11.00 - 08.07	MT/AT MT/AT MT/AT			21449 21456 22298	Joint Kit Boot Kit Boot Kit			ws ws	gs	27	A:27/F:26/O:56.4/Z L:120/Ø1=29/Ø2=91 L:101/Ø1=25.5/Ø2=89
3.0 V6 24V (150 kW)	09.04 - 08.07	MT/AT			22298	Boot Kit				gs		L:101/Ø1=25.5/Ø2=89
ST220 (166 kW)	04.02 - 08.07	MT/AT MT/AT			21449 21456	Joint Kit Boot Kit			ws ws		27	A:27/F:26/O:56.4/Z L:120/Ø1=29/Ø2=91
ORION I												
1.3 (51 kW)	07.83 - 03.86	MT			21762	Driveshaft	L				13	L:589/A:23/D:23

		MT			21757	Driveshaft	R				13	L:865/A:23/D:23
		MT			21760	Joint Kit			ws		27	A:23/F:22/Z
		MT			21761	Joint Kit				gs	31	D:23/G:22
		MT			26014	Boot Kit			ws	gs		L:103/Ø1=20/Ø2=76
1.6 (58 kW)	07.83 - 03.86	MT			21762	Driveshaft	L				13	L:589/A:23/D:23
		MT			21757	Driveshaft	R				13	L:865/A:23/D:23
		MT			21760	Joint Kit			ws		27	A:23/F:22/Z
		MT			26014	Boot Kit			ws			L:103/Ø1=20/Ø2=76
1.6 D (40 kW)	02.84 - 03.86	MT			21762	Driveshaft	L				13	L:589/A:23/D:23
		MT			21757	Driveshaft	R				13	L:865/A:23/D:23
		MT			21760	Joint Kit			ws		27	A:23/F:22/Z
		MT			26014	Boot Kit			ws			L:103/Ø1=20/Ø2=76
1.6 i (77 kW)	07.83 - 03.86	MT			21762	Driveshaft	L				13	L:589/A:23/D:23
		MT			21757	Driveshaft	R				13	L:865/A:23/D:23
		MT			21760	Joint Kit			ws		27	A:23/F:22/Z
		MT			26014	Boot Kit			ws			L:103/Ø1=20/Ø2=76
<b>ORION II</b>												
1.3 (44/51 kW)	12.85 - 07.90	MT			21751	Joint Kit			ws		27	A:23/F:20
		MT		ABS	21760	Joint Kit			ws		27	A:23/F:22/Z
		MT			21752	Joint Kit				gs	30	D:23/G:20
		MT			26000	Boot Kit			ws			L:96/Ø1=20/Ø2=66
		MT		ABS	26014	Boot Kit			ws			L:103/Ø1=20/Ø2=76
		MT			26044	Boot Kit				gs		L:95/Ø1=19/Ø2=72
1.4 (52/54/55 kW)	12.85 - 07.90	MT			21762	Driveshaft	L				13	L:589/A:23/D:23
		MT			21757	Driveshaft	R				13	L:865/A:23/D:23
		MT			21760	Joint Kit			ws		27	A:23/F:22/Z
		MT			21761	Joint Kit				gs	31	D:23/G:22
		MT			26014	Boot Kit			ws			L:103/Ø1=20/Ø2=76
1.6 (66 kW)	12.85 - 07.90	MT			21762	Driveshaft	L				13	L:589/A:23/D:23
		MT			21757	Driveshaft	R				13	L:865/A:23/D:23
		MT/AT			21760	Joint Kit			ws		27	A:23/F:22/Z
		MT/AT			26014	Boot Kit			ws			L:103/Ø1=20/Ø2=76
1.6 D (40 kW)	12.85 - 01.89	MT			21762	Driveshaft	L				13	L:589/A:23/D:23
		MT			21757	Driveshaft	R				13	L:865/A:23/D:23
		MT			21760	Joint Kit			ws		27	A:23/F:22/Z
		MT			26014	Boot Kit			ws			L:103/Ø1=20/Ø2=76
1.6 i (66/75/77 kW)	03.86 - 07.90	MT			21762	Driveshaft	L				13	L:589/A:23/D:23
		MT			21757	Driveshaft	R				13	L:865/A:23/D:23
		MT			21760	Joint Kit			ws		27	A:23/F:22/Z
		MT			26014	Boot Kit			ws			L:103/Ø1=20/Ø2=76
1.8 D (44 kW)	01.89 - 07.90	MT			21762	Driveshaft	L				13	L:589/A:23/D:23
		MT			21757	Driveshaft	R				13	L:865/A:23/D:23
		MT			21760	Joint Kit			ws		27	A:23/F:22/Z
		MT			26014	Boot Kit			ws			L:103/Ø1=20/Ø2=76
<b>ORION III</b>												
1.3 (44 kW)	07.90 - 12.93	MT			23624	Driveshaft	R				13	L:896/A:23
		MT			23735	Joint Kit			ws		27	A:23/F:22/O:60/Z
		MT		ABS	23734	Joint Kit			ws		27	A:23/F:20
		MT			26014	Boot Kit			ws			L:103/Ø1=20/Ø2=76
		MT		ABS	26000	Boot Kit			ws			L:96/Ø1=20/Ø2=66




		Transm.	with ABS Ring		Part-No.	Description	L	F	Wheel Side	Gear Box Side	Pic. No.	Technical Specification  Further details on page I
		MT Manual AT Autom.					Left R Right	Front R Rear				

( FORD )

( FORD )

<b>ORION III</b>													
1.4 (52/54 kW)	07.90 - 12.93	MT		- 10.91	<b>23624</b>	Driveshaft	R				13	L:896/A:23	
		MT		- 10.91	<b>23735</b>	Joint Kit			ws		27	A:23/F:22/O:60/Z	
		MT		09.90 - , ABS	<b>23736</b>	Joint Kit				ws		27	A:25/F:22/O:56/Z
		MT		- 10.91	<b>26014</b>	Boot Kit				ws			L:103/Ø1=20/Ø2=76
		MT		09.90 - , ABS	<b>26217</b>	Boot Kit				ws			L:103/Ø1=20/Ø2=76
1.6 (66 kW)	07.90 - 12.92	MT			<b>23736</b>	Joint Kit				ws	27	A:25/F:22/O:56/Z	
		MT			<b>26217</b>	Boot Kit				ws		L:103/Ø1=20/Ø2=76	
1.6 i (77 kW)	07.90 - 09.92	MT			<b>23736</b>	Joint Kit				ws	27	A:25/F:22/O:56/Z	
		MT			<b>26217</b>	Boot Kit				ws		L:103/Ø1=20/Ø2=76	
1.6 i 16V (66 kW)	07.92 - 12.93	MT			<b>23736</b>	Joint Kit				ws	27	A:25/F:22/O:56/Z	
		MT			<b>26217</b>	Boot Kit				ws		L:103/Ø1=20/Ø2=76	
1.8 D (44 kW)	11.90 - 12.93	MT			<b>23619</b>	Driveshaft	L				13	L:608/A:25/D:23	
		MT			<b>23607</b>	Driveshaft	R				13	L:904/A:25	
		MT			<b>23736</b>	Joint Kit				ws	27	A:25/F:22/O:56/Z	
		MT			<b>26217</b>	Boot Kit				ws		L:103/Ø1=20/Ø2=76	
1.8 i 16V (77/96 kW)	01.92 - 12.93	MT		gear MTX75	<b>23621</b>	Driveshaft	L				13	L:592/A:25/D:26	
		MT		gear MTX75	<b>23609</b>	Driveshaft	R				13	L:910/A:25/D:26	
		MT		gear MTX	<b>23736</b>	Joint Kit				ws	27	A:25/F:22/O:56/Z	
		MT		gear MTX75	<b>23610</b>	Joint Kit				ws	27	A:25/F:25/O:56/Z	
		MT		gear MTX	<b>26217</b>	Boot Kit				ws		L:103/Ø1=20/Ø2=76	
		MT		gear MTX75	<b>26272</b>	Boot Kit				ws		L:90/Ø1=23/Ø2=83	
1.8 TD (66 kW)	03.92 - 12.93	MT		gear MTX75	<b>23621</b>	Driveshaft	L				13	L:592/A:25/D:26	
		MT		gear MTX75	<b>23609</b>	Driveshaft	R				13	L:910/A:25/D:26	
		MT		gear MTX75	<b>23610</b>	Joint Kit				ws	27	A:25/F:25/O:56/Z	
		MT		gear MTX75	<b>26272</b>	Boot Kit				ws		L:90/Ø1=23/Ø2=83	
<b>PROBE</b>													
2.0 16V (85 kW)	10.93 -	MT/AT			<b>24044</b>	Joint Kit				ws	27	A:28/F:26/DF:26.9/O:56/Z	
		MT/AT	x		<b>24051</b>	Joint Kit				ws	27	A:28/F:26/DF:26.9/O:56/Z/ABS:44	
		MT/AT			<b>25520</b>	Boot Kit				ws		L:108/Ø1=28/Ø2=90	
<b>PUMA</b>													
1.4 16V (66 kW)	11.97 - 10.00	MT			<b>21705</b>	Driveshaft	L				13	L:605/A:25/D:23	
		MT			<b>21704</b>	Driveshaft	R				9	L:902/A:25/K:23	
		MT			<b>20186</b>	Joint Kit				ws	27	A:25/F:22/O:56/Z	
		MT			<b>24067</b>	Tripod					gs	42	G:22/Ø Tripodroller:30
		MT			<b>26106</b>	Boot Kit				ws			L:103/Ø1=20/Ø2=76
1.7 16V (92 kW)	03.97 - 06.02	MT			<b>20187</b>	Joint Kit				ws	27	A:25/F:22/O:56/Z	
		MT			<b>24067</b>	Tripod				gs	42	G:22/Ø Tripodroller:30	
		MT			<b>26106</b>	Boot Kit				ws		L:103/Ø1=20/Ø2=76	
<b>SCORPIO I / SCORPIO I TURNIER</b>													
all types	04.85 - 12.94	MT/AT			<b>21799</b>	Driveshaft	L				15	L:468	

		MT/AT			21781	Driveshaft	R				15	L:509
		MT/AT			21561	Joint Kit			ws	gs	29	G:25
		MT/AT			26104	Boot Kit			ws	gs		L:82/Ø1=24/Ø2=61
all types 4x4	10.85 - 09.94	MT/AT			21799	Driveshaft	L	R			15	L:468
		MT/AT			21781	Driveshaft	R	R			15	L:509
		MT/AT			21561	Joint Kit		R	ws	gs	29	G:25
		MT/AT			26104	Boot Kit		R	ws	gs		L:82/Ø1=24/Ø2=61
<b>SCORPIO II / SCORPIO II TURNIER</b>												
2.0 i (85 kW)	10.94 - 08.98	MT/AT			21799	Driveshaft	L				15	L:468
		MT/AT			21781	Driveshaft	R				15	L:509
		MT/AT			21561	Joint Kit			ws	gs	29	G:25
		MT/AT			26104	Boot Kit			ws	gs		L:82/Ø1=24/Ø2=61
<b>SIERRA</b>												
1.3 (44 kW)	08.82 - 12.86	MT/AT			21768	Driveshaft	L				18	L:620/A:28/D:23
		MT/AT			21769	Driveshaft	R				18	L:645/A:28/D:23
1.6 (53/55 kW)	01.87 - 02.93	MT/AT		- 06.91	21768	Driveshaft	L				18	L:620/A:28/D:23
		MT/AT		- 06.91	21769	Driveshaft	R				18	L:645/A:28/D:23
		MT/AT		07.92 -	23377	Driveshaft	R				18	L:810
1.6 (55/58 kW)	08.82 - 12.86	MT/AT		axle 3.38	21771	Driveshaft	L				18	L:605/A:28/D:26
		MT/AT		axle 3.38	21770	Driveshaft	R				18	L:837/A:28/D:26
1.8 (64 kW)	05.88 - 02.93	MT/AT		- 02.92, axle 3.38	21768	Driveshaft	L				18	L:620/A:28/D:23
		MT/AT		- 02.92, axle 3.62	21771	Driveshaft	L				18	L:605/A:28/D:26
		MT/AT		- 02.92, axle 3.38	21769	Driveshaft	R				18	L:645/A:28/D:23
		MT/AT		- 02.92, axle 3.62	21770	Driveshaft	R				18	L:837/A:28/D:26
		MT/AT		02.92 -	23377	Driveshaft	R				18	L:810
		MT/AT		- 02.92, axle 3.62	26068	Boot Kit			ws	gs		L:81/Ø1=21/Ø2=50
1.8 (66 kW)	10.84 - 05.88	MT/AT		axle 3.38	21768	Driveshaft	L				18	L:620/A:28/D:23
		MT/AT		axle 3.62	21771	Driveshaft	L				18	L:605/A:28/D:26
		MT/AT		axle 3.38	21769	Driveshaft	R				18	L:645/A:28/D:23
		MT/AT		axle 3.62	21770	Driveshaft	R				18	L:837/A:28/D:26
		MT/AT		axle 3.62	26068	Boot Kit			ws	gs		L:81/Ø1=21/Ø2=50
1.8 TD (55 kW)	08.88 - 02.93	MT/AT		- 02.92	21772	Driveshaft	R				18	L:837/A:28/D:26
		MT/AT		- 02.92	26068	Boot Kit			ws	gs		L:81/Ø1=21/Ø2=50
2.0 (66/74/77 kW)	08.82 - 02.93	MT/AT			21772	Driveshaft	R				18	L:837/A:28/D:26
		MT/AT			26068	Boot Kit			ws	gs		L:81/Ø1=21/Ø2=50
2.0 4x4 (88/92 kW)	01.90 - 02.93	MT/AT		- 02.92	21772	Driveshaft	R	R			18	L:837/A:28/D:26
		MT/AT		- 02.92	26068	Boot Kit		R	ws	gs		L:81/Ø1=21/Ø2=50
2.0 i (74-92 kW)	03.85 - 02.93	MT/AT		- 02.92	21772	Driveshaft	R				18	L:837/A:28/D:26
		MT/AT		- 02.92	26068	Boot Kit			ws	gs		L:81/Ø1=21/Ø2=50
2.0 i 16V (85 kW)	01.87 - 02.93	MT/AT		- 02.92	21772	Driveshaft	R				18	L:837/A:28/D:26
		MT/AT		- 02.92	26068	Boot Kit			ws	gs		L:81/Ø1=21/Ø2=50
2.0 XR4i (88/92 kW)	01.90 - 02.93	MT/AT		- 02.92	21772	Driveshaft	R				18	L:837/A:28/D:26
		MT/AT		- 02.92	26068	Boot Kit			ws	gs		L:81/Ø1=21/Ø2=50
2.3 (84 kW)	08.82 - 12.86	MT/AT			21772	Driveshaft	R				18	L:837/A:28/D:26
		MT/AT			26068	Boot Kit			ws	gs		L:81/Ø1=21/Ø2=50
2.3 D (49 kW)	08.82 - 09.89	MT/AT		05.88 -	21771	Driveshaft	L				18	L:605/A:28/D:26
		MT/AT		- 05.88	21772	Driveshaft	R				18	L:837/A:28/D:26
		MT/AT		05.88 -	21770	Driveshaft	R				18	L:837/A:28/D:26
		MT/AT		- 05.88	26068	Boot Kit			ws	gs		L:81/Ø1=21/Ø2=50
2.8 XR 4X4 (110 kW)	02.85 - 12.86	MT/AT			21772	Driveshaft	R	R			18	L:837/A:28/D:26

		Transm.	with ABS Ring		Part-No.	Description	L	F	Wheel Side	Gear Box Side	Pic. No.	Technical Specification  Further details on page I
		MT Manual AT Autom.					Left R	Front R Rear				

( FORD )

( FORD )

SIERRA												
2.8 XR 4X4 (110 kW)	02.85 - 12.86	MT/AT			26068	Boot Kit		R	ws	gs		L:81/Ø1=21/Ø2=50
2.8 i XR 4x4 (110 kW)	01.87 - 08.88	MT/AT			21772	Driveshaft	R	R			18	L:837/A:28/D:26
		MT/AT			26068	Boot Kit		R	ws	gs		L:81/Ø1=21/Ø2=50
SIERRA TURNIER												
1.6 (53 kW)	01.88 - 02.93	MT/AT		- 06.91	21768	Driveshaft	L				18	L:620/A:28/D:23
		MT/AT		- 06.91	21769	Driveshaft	R				18	L:645/A:28/D:23
		MT/AT		07.92 -	23377	Driveshaft	R				18	L:810
1.6 (55 kW)	08.82 - 12.86	MT/AT		axle 3.38	21771	Driveshaft	L				18	L:605/A:28/D:26
		MT/AT		axle 3.38	21770	Driveshaft	R				18	L:837/A:28/D:26
1.6 i (55 kW)	01.87 - 02.93	MT/AT		- 06.91	21768	Driveshaft	L				18	L:620/A:28/D:23
		MT/AT		- 06.91	21769	Driveshaft	R				18	L:645/A:28/D:23
		MT/AT		07.92 -	23377	Driveshaft	R				18	L:810
1.8 (64 kW)	05.88 - 02.93	MT/AT		- 06.91	21771	Driveshaft	L				18	L:605/A:28/D:26
		MT/AT		- 06.91	21770	Driveshaft	R				18	L:837/A:28/D:26
		MT/AT		02.92 -	23377	Driveshaft	R				18	L:810
1.8 (66 kW)	10.84 - 05.88	MT/AT		axle 3.38	21768	Driveshaft	L				18	L:620/A:28/D:23
		MT/AT		axle 3.62	21771	Driveshaft	L				18	L:605/A:28/D:26
		MT/AT		axle 3.38	21769	Driveshaft	R				18	L:645/A:28/D:23
		MT/AT		axle 3.62	21770	Driveshaft	R				18	L:837/A:28/D:26
		MT/AT		axle 3.62	26068	Boot Kit			ws	gs		L:81/Ø1=21/Ø2=50
1.8 TD (55 kW)	08.88 - 02.93	MT/AT		- 02.92	21772	Driveshaft	R				18	L:837/A:28/D:26
		MT/AT		- 02.92	26068	Boot Kit			ws	gs		L:81/Ø1=21/Ø2=50
2.0 (66 kW)	08.82 - 10.84	MT/AT			21772	Driveshaft	R				18	L:837/A:28/D:26
		MT/AT			26068	Boot Kit			ws	gs		L:81/Ø1=21/Ø2=50
2.0 (74 kW)	10.85 - 12.86	MT/AT			21772	Driveshaft	R				18	L:837/A:28/D:26
		MT/AT			26068	Boot Kit			ws	gs		L:81/Ø1=21/Ø2=50
2.0 (77 kW)	08.82 - 02.93	MT/AT		- 02.92	21772	Driveshaft	R				18	L:837/A:28/D:26
		MT/AT		- 02.92	26068	Boot Kit			ws	gs		L:81/Ø1=21/Ø2=50
2.0 (85 kW)	03.85 - 12.86	MT/AT			21772	Driveshaft	R				18	L:837/A:28/D:26
		MT/AT			26068	Boot Kit			ws	gs		L:81/Ø1=21/Ø2=50
2.0 4x4 (88/92 kW)	05.89 - 02.93	MT/AT		- 02.92	21772	Driveshaft	R	R			18	L:837/A:28/D:26
		MT/AT		- 02.92	26068	Boot Kit		R	ws	gs		L:81/Ø1=21/Ø2=50
2.0 i (74/85 kW)	01.87 - 02.93	MT/AT		- 02.92	21772	Driveshaft	R				18	L:837/A:28/D:26
		MT/AT		- 02.92	26068	Boot Kit			ws	gs		L:81/Ø1=21/Ø2=50
2.0 i (88/92 kW)	05.89 - 02.93	MT/AT		- 02.92	21772	Driveshaft	R				18	L:837/A:28/D:26
		MT/AT		- 02.92	26068	Boot Kit			ws	gs		L:81/Ø1=21/Ø2=50
2.0 i 16V (85 kW)	01.87 - 02.93	MT/AT		- 02.92	21772	Driveshaft	R				18	L:837/A:28/D:26
		MT/AT		- 02.92	26068	Boot Kit			ws	gs		L:81/Ø1=21/Ø2=50
2.3 (84 kW)	08.82 - 12.86	MT/AT			21772	Driveshaft	R				18	L:837/A:28/D:26
		MT/AT			26068	Boot Kit			ws	gs		L:81/Ø1=21/Ø2=50
2.3 D (49 kW)	08.82 - 02.93	MT/AT			21772	Driveshaft	R				18	L:837/A:28/D:26

		MT/AT			<b>26068</b>	Boot Kit			ws	gs		L:81/Ø1=21/Ø2=50
2.8 4x4 (110 kW)	01.87 - 08.88	MT/AT			<b>21772</b>	Driveshaft	R	R			18	L:837/A:28/D:26
		MT/AT			<b>26068</b>	Boot Kit		R	ws	gs		L:81/Ø1=21/Ø2=50
<b>TELSTAR</b>												
1.6	01.87 - 12.92	MT		engine B6/F8, ABS seat prepared	<b>24007</b>	Joint Kit			ws		27	A:26/F:25/O:56/Z
		MT		engine B6/F8	<b>26036</b>	Boot Kit			ws			L:93/Ø1=23/Ø2=82
1.8 (GE8P)	09.91 -	MT/AT		engine K8, ABS seat prepared	<b>24047</b>	Joint Kit			ws		27	A:28/F:23/DF:24.60/O:56/X
		MT/AT		engine K8	<b>25522</b>	Boot Kit			ws			L:87/Ø1=23/Ø2=78
2.0 (GDEA/GDEB/GDEP/GDES)	11.87 - 07.91	MT		engine FE/RF	<b>24044</b>	Joint Kit			ws		27	A:28/F:26/DF:26.9/O:56/Z
		MT	x	engine FE/RF	<b>24051</b>	Joint Kit			ws		27	A:28/F:26/DF:26.9/O:56/Z/ABS:44
		MT		engine FE/RF	<b>25520</b>	Boot Kit			ws			L:108/Ø1=28/Ø2=90
2.0 (GEEP)	09.91 -	MT/AT		engine KF, ABS seat prepared	<b>24047</b>	Joint Kit			ws		27	A:28/F:23/DF:24.60/O:56/X
		MT/AT		engine KF	<b>25522</b>	Boot Kit			ws			L:87/Ø1=23/Ø2=78
2.2 16V (GDEA/GDEB/GDEP/GDES)	11.87 - 07.91	MT		engine FE/RF	<b>24044</b>	Joint Kit			ws		27	A:28/F:26/DF:26.9/O:56/Z
		MT	x	engine FE/RF	<b>24051</b>	Joint Kit			ws		27	A:28/F:26/DF:26.9/O:56/Z/ABS:44
		MT		engine FE/RF	<b>25520</b>	Boot Kit			ws			L:108/Ø1=28/Ø2=90
<b>TOURNEO CONNECT</b>												
1.8 Di (55 kW)	09.02 -	MT			<b>23240</b>	Boot Kit				gs		L:85/Ø1=22/Ø2=71
1.8 Turbo DI (66 kW)	09.02 -	MT		TPE boot	<b>23024</b>	Boot Kit			ws			L:125/Ø1=27/Ø2=89
		MT			<b>23240</b>	Boot Kit				gs		L:85/Ø1=22/Ø2=71
<b>TRANSIT</b>												
2.0 DI (55/63/74 kW)	08.02 -	MT	x		<b>24065</b>	Joint w. Shaft	L/R		ws		23	L:685/A:28/G:26/O:57/ABS:48
		MT		TPE boot	<b>23035</b>	Boot Kit			ws			L:122/Ø1=27.3/Ø2=89.9
		MT		TPE boot	<b>23269</b>	Boot Kit				gs		L:112.6/Ø1=27.25/Ø2=87
2.0 TDCi (92 kW)	08.02 -	MT	x		<b>24113</b>	Joint w. Shaft	L/R		ws		23	L:681/A:28/G:27/O:57/ABS:48
		MT		TPE boot	<b>24069</b>	Boot Kit			ws			L:145/Ø1=29.3/Ø2=98.6
		MT		TPE boot	<b>24070</b>	Boot Kit				gs		L:124/Ø1=29.2/Ø2=92/Trilobe
<b>TRANSIT CONNECT</b>												
1.8 16V (85 kW)	06.02 -	MT		02.03 - 11.03	<b>24765</b>	Driveshaft	L				13	L:635/A:25/D:26
		MT		12.03 -	<b>24763</b>	Driveshaft	L				13	L:630/A:25/D:26
		MT		06.03 -	<b>24764</b>	Driveshaft	R				9	L:963/A:25/D:26/with bearing
1.8 DI (55 kW)	06.02 -	MT		04.03 -	<b>24763</b>	Driveshaft	L				13	L:630/A:25/D:26
		MT		- 02.03	<b>24766</b>	Driveshaft	R				9	L:965/A:25/D:26/with bearing
		MT		03.03 -	<b>24764</b>	Driveshaft	R				9	L:963/A:25/D:26/with bearing
		MT			<b>23241</b>	Boot Kit				gs		L:86/Ø1=21/Ø2=70
1.8 TDCi (66 kW)	06.02 -	MT		04.03 - 11.03	<b>24765</b>	Driveshaft	L				13	L:635/A:25/D:26
		MT		12.03 -	<b>24763</b>	Driveshaft	L				13	L:630/A:25/D:26
		MT		- 03.03	<b>24766</b>	Driveshaft	R				9	L:965/A:25/D:26/with bearing
		MT		06.03 -	<b>24764</b>	Driveshaft	R				9	L:963/A:25/D:26/with bearing
1.8 TDCi (81 kW)	08.06 -	MT			<b>24763</b>	Driveshaft	L				13	L:630/A:25/D:26
		MT			<b>24766</b>	Driveshaft	R				9	L:965/A:25/D:26/with bearing
		MT			<b>24764</b>	Driveshaft	R				9	L:963/A:25/D:26/with bearing

**FORD USA**
**FORD USA**

<b>PROBE I</b>												
2.2 (82 kW)	08.88 - 07.93	MT		engine 99C, ABS seat prepared	<b>24007</b>	Joint Kit			ws		27	A:26/F:25/O:56/Z
		MT		engine 99C	<b>26036</b>	Boot Kit			ws			L:93/Ø1=23/Ø2=82

		Transm.	with ABS Ring		Part-No.	Description	L Left R Right	F Front R Rear	Wheel Side	Gear Box Side	Pic. No.	Technical Specification  Further details on page I
		MT Manual AT Autom.										

## ( FORD USA )

## ( FORD USA )

**PROBE II (ECP)**

2.0 16V (85 kW)	10.93 - 03.98	MT		ABS seat prepared	24047	Joint Kit			ws		27	A:28/F:23/DF:24.60/O:56/X
2.0 16V (85 kW)	10.93 - 03.98	MT	x		23954	Joint Kit			ws		27	A:28/F:23/DF:24.60/O:56/X/ABS:44
		MT			25522	Boot Kit			ws			L:87/Ø1=23/Ø2=78

**TELSTAR (GD/GE)**

1.8 (GD8P)	09.91 -	MT/AT		engine K8, ABS seat prepared	24047	Joint Kit			ws		27	A:28/F:23/DF:24.60/O:56/X
		MT/AT		engine K8	25522	Boot Kit			ws			L:87/Ø1=23/Ø2=78
2.0 (GDEA/GDEB/GDEP/GDES)	11.87 - 07.91	MT		engine FE/RF	24044	Joint Kit			ws		27	A:28/F:26/DF:26.9/O:56/Z
		MT	x	engine FE/RF	24051	Joint Kit			ws		27	A:28/F:26/DF:26.9/O:56/Z/ABS:44
		MT		engine FE/RF	25520	Boot Kit			ws			L:108/Ø1=28/Ø2=90
2.0 (GEEP)	08.91 -	MT/AT		engine KF, ABS seat prepared	24047	Joint Kit			ws		27	A:28/F:23/DF:24.60/O:56/X
		MT/AT		engine KF	25522	Boot Kit			ws			L:87/Ø1=23/Ø2=78
2.2 16V (GDEA/GDEB/GDEP/GDES)	11.87 - 07.91	MT		engine FE/RF	24044	Joint Kit			ws		27	A:28/F:26/DF:26.9/O:56/Z
		MT	x	engine FE/RF	24051	Joint Kit			ws		27	A:28/F:26/DF:26.9/O:56/Z/ABS:44
		MT		engine FE/RF	25520	Boot Kit			ws			L:108/Ø1=28/Ø2=90

**TRACER**

ALL MODELS	01.87 -	MT/AT			21370	Joint Kit			ws		27	A:24/F:22/DF:22.65/O:52/Z
		MT/AT			26042	Boot Kit			ws			L:93/Ø1=21/Ø2=74

**HONDA****HONDA****ACCORD I (SC,SJ,SM,SV,SY)**

1.6 (SM/SV)	01.80 - 12.81	MT/AT		engine EP	20305	Joint Kit			ws		27	A:24/F:30/DF:23.30/O:45/Z
		MT/AT		engine EP	26034	Boot Kit			ws			L:90/Ø1=21/Ø2=76
1.6 EX (SJ) (59 kW)	01.79 - 08.81	MT/AT		engine EL	20302	Joint Kit			ws		27	A:23/F:22/DF:22.65/O:45/Z
		MT/AT		engine EL	26029	Boot Kit			ws			L:90/Ø1=21/Ø2=76
1.6 EX (SY) (59 kW)	01.78 - 08.81	MT/AT		engine EG, EL	26029	Boot Kit			ws			L:90/Ø1=21/Ø2=76
1.6 L/EX (SY) (59 kW)	09.81 - 09.83	MT		engine EL	21387	Joint Kit	L		ws		27	A:24/F:30/DF:23.30/O:45/Z
		MT		engine EL	20305	Joint Kit	R		ws		27	A:24/F:30/DF:23.30/O:45/Z
		MT		engine EL	26040	Boot Kit	L		ws			L:94/Ø1=25/Ø2=77
		MT		engine EL	26034	Boot Kit	R		ws			L:90/Ø1=21/Ø2=76
1.8 (SJ/SM)	05.76 - 12.79	MT		engine EK	26029	Boot Kit			ws			L:90/Ø1=21/Ø2=76
1.8 (SM/SC)	01.82 - 10.83	MT/AT		engine EK	21387	Joint Kit	L		ws		27	A:24/F:30/DF:23.30/O:45/Z
		MT/AT		engine EK	20305	Joint Kit	R		ws		27	A:24/F:30/DF:23.30/O:45/Z
		MT/AT		engine EK	26040	Boot Kit	L		ws			L:94/Ø1=25/Ø2=77
		MT/AT		engine EK	26034	Boot Kit	R		ws			L:90/Ø1=21/Ø2=76

**ACCORD II (AC,AD)**

1.6 EX (AC) (65 kW)	09.83 - 10.85	MT/AT		engine EZ	20307	Joint Kit	L		ws		27	A:24/F:30/DF:23.35/O:47/Z
		MT/AT		engine EZ	20308	Joint Kit	R		ws		27	A:24/F:30/DF:23.35/O:47/Z
		MT/AT		engine EZ	26040	Boot Kit	L		ws			L:94/Ø1=25/Ø2=77
		MT/AT		engine EZ	26034	Boot Kit	R		ws			L:90/Ø1=21/Ø2=76



1.8 EX (AD) (74 kW)	09.83 - 10.85	MT/AT		engine ET1	20309	Joint Kit	L		ws		27	A:26/F:32/DF:24.95/O:49/Z
		MT/AT		engine ET1	20310	Joint Kit	R		ws		27	A:26/F:32/DF:24.95/O:49/Z
		MT/AT		engine ET1	26136	Boot Kit	L		ws			L:93/Ø1=26/Ø2=84
		MT/AT		engine ET1	26036	Boot Kit	R		ws			L:93/Ø1=23/Ø2=82
<b>ACCORD III (CA4,CA5)</b>												
1.6 L (CA4) (65 kW)	11.85 - 12.89	MT/AT		engine A16A1	22949	Driveshaft	L					
		MT/AT		engine A16A1	22948	Driveshaft	R					
		MT/AT		engine A16A1	22360	Joint Kit			ws		27	A:26/F:30/DF:23.35/O:49/Z
		MT/AT		engine A16A1	26034	Boot Kit			ws			L:90/Ø1=21/Ø2=76
1.8 (CA5)	01.86 - 12.89	MT/AT		engine A18A	21388	Joint Kit			ws		27	A:26/F:32/DF:24.95/O:49/Z
		MT/AT	x	- 08.88, engine A18A	22350	Joint Kit			ws		27	A:26/F:32/DF:24.95/Z/ABS:100
		MT/AT	x	08.88 - , engine A18A	22351	Joint Kit			ws		27	A:26/F:32/DF:24.95/O:49/Z/ABS:50
		MT/AT		engine A18A	26124	Boot Kit			ws			L:94/Ø1=25/Ø2=81
2.0 EX (CA5) (75/76 kW)	11.85 - 12.89	MT		engine A20A1	23870	Driveshaft	L					
		MT/AT		engine A20A1	23869	Driveshaft	R					
		MT/AT		engine A20A1	21388	Joint Kit			ws		27	A:26/F:32/DF:24.95/O:49/Z
		MT/AT	x	engine A20A1	22350	Joint Kit			ws		27	A:26/F:32/DF:24.95/Z/ABS:100
		MT/AT	x	engine A20A1	22351	Joint Kit			ws		27	A:26/F:32/DF:24.95/O:49/Z/ABS:50
		MT/AT		engine A20A1	26124	Boot Kit			ws			L:94/Ø1=25/Ø2=81
2.0 EX (CA5) (78 kW)	11.85 - 05.89	MT		engine A20A2	23870	Driveshaft	L					
		MT/AT		engine A20A2	23869	Driveshaft	R					
		MT/AT		engine A20A2	21388	Joint Kit			ws		27	A:26/F:32/DF:24.95/O:49/Z
		MT/AT	x	engine A20A2	22350	Joint Kit			ws		27	A:26/F:32/DF:24.95/Z/ABS:100
		MT/AT	x	engine A20A2	22351	Joint Kit			ws		27	A:26/F:32/DF:24.95/O:49/Z/ABS:50
		MT/AT		engine A20A2	26124	Boot Kit			ws			L:94/Ø1=25/Ø2=81
2.0 EXi (CA5) (85 kW)	10.87 - 12.89	MT		engine A20A3	23870	Driveshaft	L					
		MT/AT		engine A20A3	23869	Driveshaft	R					
		MT/AT		engine A20A3	21388	Joint Kit			ws		27	A:26/F:32/DF:24.95/O:49/Z
		MT/AT	x	engine A20A3	22350	Joint Kit			ws		27	A:26/F:32/DF:24.95/Z/ABS:100
		MT/AT	x	engine A20A3	22351	Joint Kit			ws		27	A:26/F:32/DF:24.95/O:49/Z/ABS:50
		MT/AT		engine A20A3	26124	Boot Kit			ws			L:94/Ø1=25/Ø2=81
2.0 EXi (CA5) (90 kW)	11.85 - 12.87	MT		engine A20A4	23870	Driveshaft	L					
		MT/AT		engine A20A4	23869	Driveshaft	R					
		MT/AT		engine A20A4	21388	Joint Kit			ws		27	A:26/F:32/DF:24.95/O:49/Z
		MT/AT		engine A20A4	26124	Boot Kit			ws			L:94/Ø1=25/Ø2=81
2.0 i 16V (CA5) (98 kW)	10.87 - 12.89	MT/AT		engine B20A8	22365	Joint Kit			ws		27	A:26/F:32/DF:24.95/O:55/Z
		MT/AT	x	engine B20A8	22349	Joint Kit			ws		27	A:26/F:32/DF:24.95/O:55/Z/ABS:50
		MT/AT		engine B20A8	26143	Boot Kit			ws			L:97/Ø1=22/Ø2=82
2.0 i 16V (CA5) (101 kW)	01.87 - 12.87	MT/AT		engine B20A2	22365	Joint Kit			ws		27	A:26/F:32/DF:24.95/O:55/Z
		MT/AT	x	engine B20A2	22349	Joint Kit			ws		27	A:26/F:32/DF:24.95/O:55/Z/ABS:50
		MT/AT		engine B20A2	26143	Boot Kit			ws			L:97/Ø1=22/Ø2=82
<b>ACCORD IV (CB,CB3,CB7,CB8,CC,CC1,SM4)</b>												
1.8 (SM4/CB)	10.89 - 11.91	MT/AT		engine F18A	22355	Joint Kit			ws		27	A:28/F:32/DF:24.95/O:60/Z
		MT/AT	x	engine F18A	22352	Joint Kit			ws		27	A:28/F:32/DF:24.95/O:60/Z/ABS:50
		MT/AT		engine F18A	26192	Boot Kit			ws			L:96/Ø1=22/Ø2=90
2.0 (SM4)	10.89 - 08.93	MT/AT		engine F20 (A2/A4/A6)	22355	Joint Kit			ws		27	A:28/F:32/DF:24.95/O:60/Z
		MT/AT	x	engine F20 (A2/A4/A6)	22352	Joint Kit			ws		27	A:28/F:32/DF:24.95/O:60/Z/ABS:50
		MT/AT		engine F20 (A2/A4/A6)	26192	Boot Kit			ws			L:96/Ø1=22/Ø2=90

		Transm.	with ABS Ring		Part-No.	Description	L	F	Wheel Side	Gear Box Side	Pic. No.	Technical Specification  Further details on page I
		MT Manual AT Autom.					Left R Right	Front R Rear				

( HONDA )

( HONDA )

ACCORD IV (CB,CB3,CB7,CB8,CC,CC1,SM4)													
2.0 16V (CB3) (66 kW)	01.90 - 03.93	MT		engine F20A6	23872	Driveshaft	L						
		MT	x	engine F20A6	23877	Driveshaft	L						
		AT		engine F20A6	23873	Driveshaft	L						
		MT/AT		engine F20A6	23871	Driveshaft	R						
		MT/AT	x	engine F20A6	23878	Driveshaft	R						
		MT/AT		engine F20A6	22355	Joint Kit				ws		27	A:28/F:32/DF:24.95/O:60/Z
		MT/AT	x	engine F20A6	22352	Joint Kit				ws		27	A:28/F:32/DF:24.95/O:60/Z/ABS:50
		MT/AT		engine F20A6	26192	Boot Kit			ws			L:96/Ø1=22/Ø2=90	
2.0 16V (CB3) (81 kW)	01.90 - 03.93	MT		engine F20A2	23872	Driveshaft	L						
		MT	x	engine F20A2	23877	Driveshaft	L						
		AT		engine F20A2	23873	Driveshaft	L						
		MT/AT		engine F20A2	23871	Driveshaft	R						
		MT/AT	x	engine F20A2	23878	Driveshaft	R						
		MT/AT		engine F20A2	22355	Joint Kit				ws		27	A:28/F:32/DF:24.95/O:60/Z
		MT/AT	x	engine F20A2	22352	Joint Kit				ws		27	A:28/F:32/DF:24.95/O:60/Z/ABS:50
		MT/AT		engine F20A2	26192	Boot Kit			ws			L:96/Ø1=22/Ø2=90	
2.0 i 16V (98 kW)	01.92 - 09.93	MT		engine F20A7	23872	Driveshaft	L						
		MT	x	engine F20A7	23877	Driveshaft	L						
		AT		engine F20A7	23873	Driveshaft	L						
		MT/AT		engine F20A7	23871	Driveshaft	R						
		MT/AT	x	engine F20A7	23878	Driveshaft	R						
		MT/AT		engine F20A7	22355	Joint Kit				ws		27	A:28/F:32/DF:24.95/O:60/Z
		MT/AT	x	engine F20A7	22352	Joint Kit				ws		27	A:28/F:32/DF:24.95/O:60/Z/ABS:50
		MT/AT		engine F20A7	26192	Boot Kit			ws			L:96/Ø1=22/Ø2=90	
2.0 i 16V (CB3) (98 kW)	01.90 - 03.93	MT		engine F20A4, F20A8	23872	Driveshaft	L						
		MT	x	engine F20A4, F20A8	23877	Driveshaft	L						
		AT		engine F20A4, F20A8	23873	Driveshaft	L						
		MT/AT		engine F20A4, F20A8	23871	Driveshaft	R						
		MT/AT	x	engine F20A4, F20A8	23878	Driveshaft	R						
		MT/AT		engine F20A4, F20A8	22355	Joint Kit				ws		27	A:28/F:32/DF:24.95/O:60/Z
		MT/AT	x	engine F20A4, F20A8	22352	Joint Kit				ws		27	A:28/F:32/DF:24.95/O:60/Z/ABS:50
		MT/AT		engine F20A4, F20A8	26192	Boot Kit			ws			L:96/Ø1=22/Ø2=90	
2.0 i 16V (CC9) (98 kW)	03.93 - 12.93	MT/AT		engine F20Z3	22355	Joint Kit				ws		27	A:28/F:32/DF:24.95/O:60/Z
		MT/AT	x	engine F20Z3	22352	Joint Kit				ws		27	A:28/F:32/DF:24.95/O:60/Z/ABS:50
		MT/AT		engine F20Z3	26192	Boot Kit				ws			L:96/Ø1=22/Ø2=90
2.2 (SM4)	10.89 - 08.93	MT/AT		engine F22 (A3/A4/A7/A8)	22355	Joint Kit				ws		27	A:28/F:32/DF:24.95/O:60/Z
		MT/AT	x	engine F22 (A3/A4/A7/A8)	22352	Joint Kit				ws		27	A:28/F:32/DF:24.95/O:60/Z/ABS:50
		MT/AT		engine F22 (A3/A4/A7/A8)	26192	Boot Kit				ws			L:96/Ø1=22/Ø2=90
2.2 i 16V (CB7) (108 kW)	01.90 - 03.93	AT		engine F22A3	23873	Driveshaft	L						
		AT		engine F22A3	23871	Driveshaft	R						
		AT	x	engine F22A3	23878	Driveshaft	R						

		AT		engine F22A3	22355	Joint Kit			ws		27	A:28/F:32/DF:24.95/O:60/Z
		AT	x	engine F22A3	22352	Joint Kit			ws		27	A:28/F:32/DF:24.95/O:60/Z/ABS:50
		AT		engine F22A3	26192	Boot Kit			ws			L:96/Ø1=22/Ø2=90
2.2 i 16V (CB7) (110 kW)	01.90 - 03.93	MT/AT		engine F22A3	23872	Driveshaft	L					
		MT/AT	x	engine F22A3	23877	Driveshaft	L					
		MT/AT		engine F22A3	23871	Driveshaft	R					
		MT/AT	x	engine F22A3	23878	Driveshaft	R					
		MT/AT		engine F22A3	22355	Joint Kit			ws		27	A:28/F:32/DF:24.95/O:60/Z
		MT/AT	x	engine F22A3	22352	Joint Kit			ws		27	A:28/F:32/DF:24.95/O:60/Z/ABS:50
		MT/AT		engine F22A3	26192	Boot Kit			ws			L:96/Ø1=22/Ø2=90
2.2 i 16V (CB8) (108 kW)	01.91 - 12.93	MT/AT		engine F22A8	22355	Joint Kit			ws		27	A:28/F:32/DF:24.95/O:60/Z
		MT/AT	x	engine F22A8	22352	Joint Kit			ws		27	A:28/F:32/DF:24.95/O:60/Z/ABS:50
		MT/AT		engine F22A8	26192	Boot Kit			ws			L:96/Ø1=22/Ø2=90
2.2 i 16V (CB8) (110 kW)	01.91 - 12.93	MT/AT		engine F22A7	22355	Joint Kit			ws		27	A:28/F:32/DF:24.95/O:60/Z
		MT/AT	x	engine F22A7	22352	Joint Kit			ws		27	A:28/F:32/DF:24.95/O:60/Z/ABS:50
		MT/AT		engine F22A7	26192	Boot Kit			ws			L:96/Ø1=22/Ø2=90
2.5 (CC2)	01.92 - 02.95	AT		engine G25A	21179	Joint Kit			ws		27	A:28/F:34/DF:26.52/O:60/Z
		AT		engine G25A	21211	Boot Kit			ws			
<b>ACCORD V (CC7,CD7,CE,SV4)</b>												
2.0 (SV4)	09.93 - 02.98	MT/AT		engine F20 (A2/A4)	22355	Joint Kit			ws		27	A:28/F:32/DF:24.95/O:60/Z
		MT/AT	x	engine F20 (A2/A4)	22352	Joint Kit			ws		27	A:28/F:32/DF:24.95/O:60/Z/ABS:50
		MT/AT		engine F20 (A2/A4)	26192	Boot Kit			ws			L:96/Ø1=22/Ø2=90
2.0 i (85 kW)	03.93 - 01.96	MT/AT		engine F20Z2	22355	Joint Kit			ws		27	A:28/F:32/DF:24.95/O:60/Z
		MT/AT	x	engine F20Z2	22352	Joint Kit			ws		27	A:28/F:32/DF:24.95/O:60/Z/ABS:50
		MT/AT		engine F20Z2	26192	Boot Kit			ws			L:96/Ø1=22/Ø2=90
2.0 i LS 16V (CE2) (100 kW)	09.93 - 02.98	MT/AT		engine F20B3	22355	Joint Kit			ws		27	A:28/F:32/DF:24.95/O:60/Z
		MT/AT	x	engine F20B3	22352	Joint Kit			ws		27	A:28/F:32/DF:24.95/O:60/Z/ABS:50
		MT/AT		engine F20B3	26192	Boot Kit			ws			L:96/Ø1=22/Ø2=90
2.0 i S (96 kW)	03.93 - 01.96	MT/AT		engine F20Z1	22355	Joint Kit			ws		27	A:28/F:32/DF:24.95/O:60/Z
		MT/AT	x	engine F20Z1	22352	Joint Kit			ws		27	A:28/F:32/DF:24.95/O:60/Z/ABS:50
		MT/AT		engine F20Z1	26192	Boot Kit			ws			L:96/Ø1=22/Ø2=90
2.2 (SV4)	09.93 - 02.98	MT/AT		engine F22 (A4/Z1/Z2)	22355	Joint Kit			ws		27	A:28/F:32/DF:24.95/O:60/Z
		MT/AT	x	engine F22 (A4/Z1/Z2)	22352	Joint Kit			ws		27	A:28/F:32/DF:24.95/O:60/Z/ABS:50
		MT/AT		engine F22 (A4/Z1/Z2)	26192	Boot Kit			ws			L:96/Ø1=22/Ø2=90
2.2 i ES (CE1) (110 kW)	09.93 - 02.98	MT/AT		engine F22B5	22355	Joint Kit			ws		27	A:28/F:32/DF:24.95/O:60/Z
		MT/AT	x	engine F22B5	22352	Joint Kit			ws		27	A:28/F:32/DF:24.95/O:60/Z/ABS:50
		MT/AT		engine F22B5	26192	Boot Kit			ws			L:96/Ø1=22/Ø2=90
<b>ACCORD VI (CE, CF)</b>												
1.9 i (CE7) (85 kW)	02.96 - 10.98	MT/AT	x	engine F18A3	23877	Driveshaft	L					
		MT/AT	x	engine F18A3	23878	Driveshaft	R					
		MT/AT	x	engine F18A3	20919	Joint Kit			ws		27	A:28/F:32/DF:24.8/O:60/X/ABS:50
		MT/AT		engine F18A3	26079	Boot Kit			ws			L:94/Ø1=24/Ø2=87
2.0 i LS (CE8) (96 kW)	02.96 - 10.98	MT/AT	x	engine F20Z1	20919	Joint Kit			ws		27	A:28/F:32/DF:24.8/O:60/X/ABS:50
		MT/AT		engine F20Z1	26079	Boot Kit			ws			L:94/Ø1=24/Ø2=87
2.0 TDi (CF1) (77 kW)	04.96 - 10.98	MT/AT	x	engine 20T2N	20919	Joint Kit			ws		27	A:28/F:32/DF:24.8/O:60/X/ABS:50
		MT/AT		engine 20T2N	26079	Boot Kit			ws			L:94/Ø1=24/Ø2=87
2.2 i VTEC (CE9) (110 kW)	02.96 - 10.98	MT/AT	x	engine F22Z2	20919	Joint Kit			ws		27	A:28/F:32/DF:24.8/O:60/X/ABS:50
		MT/AT		engine F22Z2	26079	Boot Kit			ws			L:94/Ø1=24/Ø2=87
<b>ACCORD VII (CG)</b>												
1.8 i (100 kW)	10.98 - 12.02	MT	x	engine F18B2	24461	Joint Kit			ws		27	A:28/F:32/O:64/X/ABS:50




		Transm. <b>MT</b> Manual <b>AT</b> Autom.	with ABS Ring		<b>Part-No.</b>	<b>Description</b>	<b>L</b> Left <b>R</b> Right	<b>F</b> Front <b>R</b> Rear	<b>Wheel</b> <b>Side</b>	<b>Gear</b> <b>Box</b> <b>Side</b>	<b>Pic.</b> <b>No.</b>	<b>Technical Specification</b>  Further details on page I
---	---	---	---------------------	--	-----------------	--------------------	---------------------------------------	---------------------------------------	-----------------------------	--	---------------------------	---

( HONDA )

( HONDA )

<b>ACCORD VII (CG)</b>												
1.8 i (100 kW)	10.98 - 12.02	MT		engine F18B2, TPE boot	<b>24390</b>	Boot Kit			ws			L:112/Ø1=27/Ø2=86
		MT/AT		engine F18B2	<b>23198</b>	Boot Kit				gs		L:89/Ø1=25/Ø2=83
2.0 i (108 kW)	10.98 - 01.01	MT	x	engine F18B2	<b>24461</b>	Joint Kit			ws		27	A:28/F:32/O.64/X/ABS:50
		MT		engine F18B2, TPE boot	<b>24390</b>	Boot Kit			ws			L:112/Ø1=27/Ø2=86
<b>BALLADE</b>												
1.5	01.84 -	MT/AT		- 12.86, engine EW	<b>20536</b>	Joint Kit			ws		27	A:23/F:30/DF:23.35/O:45/Z
		MT/AT		01.87 - , engine EW	<b>21388</b>	Joint Kit			ws		27	A:26/F:32/DF:24.95/O:49/Z
		MT/AT		- 12.86, engine EW	<b>26034</b>	Boot Kit			ws			L:90/Ø1=21/Ø2=76
		MT/AT		01.87 - , engine EW	<b>26124</b>	Boot Kit			ws			L:94/Ø1=25/Ø2=81
1.6	01.87 -	MT/AT		engine EW	<b>21388</b>	Joint Kit			ws		27	A:26/F:32/DF:24.95/O:49/Z
		MT/AT		engine EW	<b>26124</b>	Boot Kit			ws			L:94/Ø1=25/Ø2=81
1.6 DOHC	01.87 -	MT/AT		engine ZC	<b>21388</b>	Joint Kit			ws		27	A:26/F:32/DF:24.95/O:49/Z
		MT/AT		engine ZC	<b>26124</b>	Boot Kit			ws			L:94/Ø1=25/Ø2=81
<b>CITY</b>												
1.2 (GA1)	01.87 -	MT		engine D12A	<b>26043</b>	Boot Kit			ws			L:94/Ø1=24/Ø2=77
1.3 (GA2)	01.87 -	MT		engine D13C	<b>26043</b>	Boot Kit			ws			L:94/Ø1=24/Ø2=77
<b>CIVIC I (ED,SB,SE,SG,SH,SL,SS)</b>												
1.2 (ED)	01.73 - 12.79	MT/AT		engine D12B	<b>22348</b>	Joint Kit	L		ws		27	A:26/F:30/DF:23.35/O:49/Z
		MT/AT		engine D12B	<b>22360</b>	Joint Kit	R		ws		27	A:26/F:30/DF:23.35/O:49/Z
		MT/AT		engine D12B	<b>26043</b>	Boot Kit	L		ws			L:94/Ø1=24/Ø2=77
		MT/AT		engine D12B	<b>26034</b>	Boot Kit	R		ws			L:90/Ø1=21/Ø2=76
1200 (SB1) (40 kW)	07.72 - 02.77	MT/AT		engine EB1	<b>20303</b>	Joint Kit			ws		27	A:23/F:22/DF:22.65/O:45/Z
		MT/AT		engine EB1	<b>26029</b>	Boot Kit			ws			L:90/Ø1=21/Ø2=76
		MT/AT		engine EB1	<b>23075</b>	Boot Kit				gs		L:89/Ø1=21/Ø2=72
1200 (SB2) (40 kW)	03.77 - 12.80	MT/AT		engine EB2	<b>26029</b>	Boot Kit			ws			L:90/Ø1=21/Ø2=76
		MT/AT		engine EB2	<b>23075</b>	Boot Kit				gs		L:89/Ø1=21/Ø2=72
1200 (SB2) (44 kW)	09.77 - 12.80	MT/AT		engine EB3	<b>20303</b>	Joint Kit			ws		27	A:23/F:22/DF:22.65/O:45/Z
		MT/AT		engine EB3	<b>26029</b>	Boot Kit			ws			L:90/Ø1=21/Ø2=76
		MT/AT		engine EB3	<b>23075</b>	Boot Kit				gs		L:89/Ø1=21/Ø2=72
1300 L (33 kW)	09.80 - 09.83	MT/AT		engine EN2	<b>20302</b>	Joint Kit			ws		27	A:23/F:22/DF:22.65/O:45/Z
		MT/AT		engine EN2	<b>26029</b>	Boot Kit			ws			L:90/Ø1=21/Ø2=76
		MT/AT		engine EN2	<b>26142</b>	Boot Kit				gs		L:90/Ø1=21/Ø2=76
1300 L (SS) (44 kW)	09.79 - 09.83	MT/AT		engine EN1	<b>20303</b>	Joint Kit			ws		27	A:23/F:22/DF:22.65/O:45/Z
		MT/AT		engine EN1	<b>26029</b>	Boot Kit			ws			L:90/Ø1=21/Ø2=76
		MT/AT		engine EN1	<b>26142</b>	Boot Kit				gs		L:90/Ø1=21/Ø2=76
1300 S (52 kW)	10.79 - 12.84	MT/AT		engine EN4	<b>20303</b>	Joint Kit			ws		27	A:23/F:22/DF:22.65/O:45/Z
		MT/AT		engine EN4	<b>26029</b>	Boot Kit			ws			L:90/Ø1=21/Ø2=76
		MT/AT		engine EN4	<b>26142</b>	Boot Kit				gs		L:90/Ø1=21/Ø2=76
1500 (51 kW)	07.72 - 09.83	MT/AT			<b>20303</b>	Joint Kit			ws		27	A:23/F:22/DF:22.65/O:45/Z
		MT/AT			<b>26029</b>	Boot Kit			ws			L:90/Ø1=21/Ø2=76

		MT/AT			26142	Boot Kit				gs		L:90/Ø1=21/Ø2=76
1.5 (SE/SG/SH)	01.75 - 12.77	MT/AT		engine EC	20303	Joint Kit			ws		27	A:23/F:22/DF:22.65/O:45/Z
		MT/AT		engine EC	26029	Boot Kit			ws			L:90/Ø1=21/Ø2=76
<b>CIVIC I SHUTTLE (AN, AR)</b>												
1.5 (AN) (63 kW)	10.83 - 10.87	MT/AT		engine EW2	23119	Driveshaft	L				6	L:896/A:23/O:49
		MT/AT		engine EW2	23120	Driveshaft	R				6	L:600/A:23/O:49
		MT/AT		engine EW2	20320	Joint Kit	R		ws		27	A:23/F:30/DF:23.35/O:49/Z
		MT/AT		engine EW2	26043	Boot Kit	L		ws			L:94/Ø1=24/Ø2=77
		MT/AT		engine EW2	26034	Boot Kit	R		ws			L:90/Ø1=21/Ø2=76
1.5 4WD (AR) (63 kW)	01.85 - 10.87	MT/AT		engine EW2	21388	Joint Kit		F	ws		27	A:26/F:32/DF:24.95/O:49/Z
		MT/AT		engine EW2	26124	Boot Kit		F	ws			L:94/Ø1=25/Ø2=81
<b>CIVIC I WAGON (WC)</b>												
1300 (44 kW)	09.79 - 09.83	MT/AT		engine EN1	20303	Joint Kit			ws		27	A:23/F:22/DF:22.65/O:45/Z
		MT/AT		engine EN1	26029	Boot Kit			ws			L:90/Ø1=21/Ø2=76
		MT/AT		engine EN1	26142	Boot Kit				gs		L:90/Ø1=21/Ø2=76
<b>CIVIC II (AL,AJ,AG,AH)</b>												
1.2 (40 kW)	01.85 - 10.87	MT/AT		engine ZA2	23119	Driveshaft	L				6	L:896/A:23/O:49
		MT/AT		engine ZA2	23120	Driveshaft	R				6	L:600/A:23/O:49
		MT/AT		engine ZA2	20320	Joint Kit	R		ws		27	A:23/F:30/DF:23.35/O:49/Z
		MT/AT		engine ZA2	26043	Boot Kit	L		ws			L:94/Ø1=24/Ø2=77
		MT/AT		engine ZA2	26034	Boot Kit	R		ws			L:90/Ø1=21/Ø2=76
1.2 (AL) (40 kW)	01.84 - 10.87	MT/AT		01.85 - , Ch.-No. 101331 - , engine ZA2	23119	Driveshaft	L				6	L:896/A:23/O:49
		MT/AT		01.85 - , Ch.-No. 101331 - , engine ZA2	23120	Driveshaft	R				6	L:600/A:23/O:49
		MT		- 12.84, engine ZA2	20306	Joint Kit	L		ws		27	A:23/F:27/DF:20.96/O:49/Z
		MT		- 12.84, engine ZA2	21385	Joint Kit	R		ws		27	A:23/F:27/DF:20.96/O:49/Z
		MT/AT		01.85 - , Ch.-No. 101331 - , engine ZA2	20320	Joint Kit	R		ws		27	A:23/F:30/DF:23.35/O:49/Z
		MT		- 12.84, engine ZA2	26033	Boot Kit	L		ws			L:91/Ø1=19/Ø2=79
		MT/AT		01.85 - , Ch.-No. 101331 - , engine ZA2	26043	Boot Kit	L		ws			L:94/Ø1=24/Ø2=77
		MT		- 12.84, engine ZA2	26123	Boot Kit	R		ws			L:94/Ø1=24/Ø2=77
		MT/AT		01.85 - , Ch.-No. 101331 - , engine ZA2	26034	Boot Kit	R		ws			L:90/Ø1=21/Ø2=76
1.3 (AG) (52 kW)	10.83 - 10.87	MT/AT		01.85 - , Ch.-No. 119567 - , engine EV2	23119	Driveshaft	L				6	L:896/A:23/O:49
		MT/AT		01.85 - , Ch.-No. 119567 - , engine EV2	23120	Driveshaft	R				6	L:600/A:23/O:49
		MT		- 12.84, engine EV2	20306	Joint Kit	L		ws		27	A:23/F:27/DF:20.96/O:49/Z
		MT		- 12.84, engine EV2	21385	Joint Kit	R		ws		27	A:23/F:27/DF:20.96/O:49/Z
		MT/AT		01.85 - , Ch.-No. 119567 - , engine EV2	20320	Joint Kit	R		ws		27	A:23/F:30/DF:23.35/O:49/Z
		MT		- 12.84, engine EV2	26033	Boot Kit	L		ws			L:91/Ø1=19/Ø2=79
		MT/AT		01.85 - , Ch.-No. 119567 - , engine EV2	26043	Boot Kit	L		ws			L:94/Ø1=24/Ø2=77
		MT		- 12.84, engine EV2	26123	Boot Kit	R		ws			L:94/Ø1=24/Ø2=77
		MT/AT		01.85 - , Ch.-No. 119567 - , engine EV2	26034	Boot Kit	R		ws			L:90/Ø1=21/Ø2=76
1.5 GL (AH) (63 kW)	10.83 - 10.87	MT/AT		01.85 - , Ch.-No. 117741 - , engine EW2	23119	Driveshaft	L				6	L:896/A:23/O:49
		MT/AT		01.85 - , Ch.-No. 117741 - , engine EW2	23120	Driveshaft	R				6	L:600/A:23/O:49
		MT		- 12.84, engine EW2	20306	Joint Kit	L		ws		27	A:23/F:27/DF:20.96/O:49/Z
		MT		- 12.84, engine EW2	21385	Joint Kit	R		ws		27	A:23/F:27/DF:20.96/O:49/Z
		MT/AT		01.85 - , Ch.-No. 117741 - , engine EW2	20320	Joint Kit	R		ws		27	A:23/F:30/DF:23.35/O:49/Z
		MT		- 12.84, engine EW2	26033	Boot Kit	L		ws			L:91/Ø1=19/Ø2=79
		MT/AT		01.85 - , Ch.-No. 117741 - , engine EW2	26043	Boot Kit	L		ws			L:94/Ø1=24/Ø2=77
		MT		- 12.84, engine EW2	26123	Boot Kit	R		ws			L:94/Ø1=24/Ø2=77
		MT/AT		01.85 - , Ch.-No. 117741 - , engine EW2	26034	Boot Kit	R		ws			L:90/Ø1=21/Ø2=76
1.5 GT (AH) (74 kW)	01.85 - 10.87	MT/AT		engine EW3	23119	Driveshaft	L				6	L:896/A:23/O:49
		MT/AT		engine EW3	23120	Driveshaft	R				6	L:600/A:23/O:49

		Transm.	with ABS Ring		Part-No.	Description	L	F	Wheel Side	Gear Box Side	Pic. No.	Technical Specification  Further details on page I
		MT Manual AT Autom.					Left R Right	Front R Rear				

( HONDA )

( HONDA )

CIVIC II (AL,AJ,AG,AH)												
1.5 GT (AH) (74 kW)	01.85 - 10.87	MT/AT		engine EW3	20320	Joint Kit	R		ws		27	A:23/F:30/DF:23.35/O:49/Z
		MT/AT		engine EW3	26043	Boot Kit	L		ws			L:94/Ø1=24/Ø2=77
		MT/AT		engine EW3	26034	Boot Kit	R		ws			L:90/Ø1=21/Ø2=76
1.5 GTI (AH) (66 kW)	03.86 - 10.87	MT/AT		engine EW4	23119	Driveshaft	L				6	L:896/A:23/O:49
		MT/AT		engine EW4	23120	Driveshaft	R				6	L:600/A:23/O:49
		MT/AT		engine EW4	20320	Joint Kit	R		ws		27	A:23/F:30/DF:23.35/O:49/Z
		MT/AT		engine EW4	26043	Boot Kit	L		ws			L:94/Ø1=24/Ø2=77
		MT/AT		engine EW4	26034	Boot Kit	R		ws			L:90/Ø1=21/Ø2=76
CIVIC II SHUTTLE (EE)												
1.5 i 16V (EE2) (69 kW)	01.88 - 11.91	MT/AT		engine D15B2	23865	Driveshaft	L					
		MT/AT		engine D15B2	23864	Driveshaft	R					
		MT/AT		engine D15B2	22360	Joint Kit			ws		27	A:26/F:30/DF:23.35/O:49/Z
		MT/AT		engine D15B2	26034	Boot Kit			ws			L:90/Ø1=21/Ø2=76
1.6 i 16V 4WD (EE4) (80/81 kW)	01.88 - 02.95	MT/AT		engine D16A6	23867	Driveshaft	L	F				
		MT/AT		engine D16A6	23874	Driveshaft	R	F				
		MT/AT		engine D16A6	21388	Joint Kit	L	F	ws		27	A:26/F:32/DF:24.95/O:49/Z
		MT/AT		engine D16A6	22952	Joint Kit	R	F	ws			A:26/F:23/O:49
		MT/AT		engine D16A6	26192	Boot Kit	L	F	ws			L:96/Ø1=22/Ø2=90
		MT/AT		engine D16A6	26043	Boot Kit	R	F	ws			L:94/Ø1=24/Ø2=77
CIVIC III (AS,EC,ED,EE)												
1.3 (EC8) (55 kW)	10.87 - 12.89	MT/AT		engine D13B1	23865	Driveshaft	L					
		MT/AT		engine D13B1	23864	Driveshaft	R					
		MT/AT		engine D13B1	22348	Joint Kit	L		ws		27	A:26/F:30/DF:23.35/O:49/Z
		MT/AT		engine D13B1	22360	Joint Kit	R		ws		27	A:26/F:30/DF:23.35/O:49/Z
		MT/AT		engine D13B1	26043	Boot Kit	L		ws			L:94/Ø1=24/Ø2=77
		MT/AT		engine D13B1	26034	Boot Kit	R		ws			L:90/Ø1=21/Ø2=76
1.3 16 V (EC8) KAT (55 kW)	09.89 - 09.91	MT/AT		engine D13B2	23865	Driveshaft	L					
		MT/AT		engine D13B2	23864	Driveshaft	R					
		MT/AT		engine D13B2	22348	Joint Kit	L		ws		27	A:26/F:30/DF:23.35/O:49/Z
		MT/AT		engine D13B2	22360	Joint Kit	R		ws		27	A:26/F:30/DF:23.35/O:49/Z
		MT/AT		engine D13B2	26043	Boot Kit	L		ws			L:94/Ø1=24/Ø2=77
		MT/AT		engine D13B2	26034	Boot Kit	R		ws			L:90/Ø1=21/Ø2=76
1.4 L (EC9,ED2) (66 kW)	10.87 - 12.89	MT/AT		engine D14A1	23865	Driveshaft	L					
		MT/AT		engine D14A1	23864	Driveshaft	R					
		MT/AT		engine D14A1	22348	Joint Kit	L		ws		27	A:26/F:30/DF:23.35/O:49/Z
		MT/AT		engine D14A1	22360	Joint Kit	R		ws		27	A:26/F:30/DF:23.35/O:49/Z
		MT/AT		engine D14A1	26043	Boot Kit	L		ws			L:94/Ø1=24/Ø2=77
		MT/AT		engine D14A1	26034	Boot Kit	R		ws			L:90/Ø1=21/Ø2=76
1.5 i 16V (ED3,ED6) (66/69 kW)	10.87 - 09.91	MT/AT		engine D15B2	23865	Driveshaft	L					
		MT/AT		engine D15B2	23864	Driveshaft	R					

		MT/AT		engine D15B2	<b>22360</b>	Joint Kit			ws		27	A:26/F:30/DF:23.35/O:49/Z
		MT/AT		engine D15B2	<b>26034</b>	Boot Kit			ws			L:90/Ø1=21/Ø2=76
1.6 16V (AS)	03.86 - 10.87	MT/AT		engine ZC DOHC	<b>22360</b>	Joint Kit			ws		27	A:26/F:30/DF:23.35/O:49/Z
		MT/AT		engine ZC DOHC	<b>26034</b>	Boot Kit			ws			L:90/Ø1=21/Ø2=76
1.6 i 16V (96 kW)	09.87 - 09.91	MT/AT		engine D16A7	<b>23865</b>	Driveshaft	L					
		MT/AT		engine D16A7	<b>23864</b>	Driveshaft	R					
		MT/AT		engine D16A7	<b>21388</b>	Joint Kit			ws		27	A:26/F:32/DF:24.95/O:49/Z
		MT/AT		engine D16A7	<b>26124</b>	Boot Kit			ws			L:94/Ø1=25/Ø2=81
1.6 i 16V (ED4) (80 kW)	10.89 - 09.91	MT/AT		engine D16A6	<b>23865</b>	Driveshaft	L					
		MT/AT		engine D16A6	<b>23864</b>	Driveshaft	R					
		MT/AT		engine D16A6	<b>21388</b>	Joint Kit			ws		27	A:26/F:32/DF:24.95/O:49/Z
		MT/AT		engine D16A6	<b>26124</b>	Boot Kit			ws			L:94/Ø1=25/Ø2=81
1.6 i 16V (ED4) (81 kW)	10.87 - 09.91	MT/AT		engine D16Z2	<b>23865</b>	Driveshaft	L					
		MT/AT		engine D16Z2	<b>23864</b>	Driveshaft	R					
		MT/AT		engine D16Z2	<b>21388</b>	Joint Kit			ws		27	A:26/F:32/DF:24.95/O:49/Z
		MT/AT		engine D16Z2	<b>26124</b>	Boot Kit			ws			L:94/Ø1=25/Ø2=81
1.6 i 16V (ED7) (80 kW)	10.87 - 09.91	MT/AT		engine D16A6	<b>23865</b>	Driveshaft	L					
		MT/AT		engine D16A6	<b>23864</b>	Driveshaft	R					
		MT/AT		engine D16A6	<b>22360</b>	Joint Kit			ws		27	A:26/F:30/DF:23.35/O:49/Z
		MT/AT		engine D16A6	<b>26034</b>	Boot Kit			ws			L:90/Ø1=21/Ø2=76
1.6 i 16V (ED7) (81 kW)	10.87 - 09.91	MT/AT		engine D16Z2	<b>23865</b>	Driveshaft	L					
		MT/AT		engine D16Z2	<b>23864</b>	Driveshaft	R					
		MT/AT		engine D16Z2	<b>22360</b>	Joint Kit			ws		27	A:26/F:30/DF:23.35/O:49/Z
		MT/AT		engine D16Z2	<b>26034</b>	Boot Kit			ws			L:90/Ø1=21/Ø2=76
1.6 i 16V 4X4 (80 kW)	10.89 - 09.91	MT/AT		engine D16A6	<b>21388</b>	Joint Kit		F	ws		27	A:26/F:32/DF:24.95/O:49/Z
		MT/AT		engine D16A6	<b>26124</b>	Boot Kit		F	ws			L:94/Ø1=25/Ø2=81
1.6 i 16V Vtec (EE9) (110 kW)	10.89 - 09.91	MT		04.90 - , engine B16A1	<b>21388</b>	Joint Kit			ws		27	A:26/F:32/DF:24.95/O:49/Z
		MT		04.90 - , engine B16A1	<b>26124</b>	Boot Kit			ws			L:94/Ø1=25/Ø2=81
<b>CIVIC IV (EE,EG,EH,EJ)</b>												
1.3 16V (EG3) (55 kW)	10.91 - 11.95	MT/AT		engine D13B2	<b>23881</b>	Driveshaft	L					
		MT/AT		engine D13B2	<b>23882</b>	Driveshaft	R					
		MT/AT		engine D13B2	<b>22353</b>	Joint Kit			ws		27	A:26/F:30/DF:23.35/O:55/Z
		MT/AT		engine D13B2, ABS seat prepared	<b>23944</b>	Joint Kit			ws		27	A:26/F:30/O:55/Ø ABS ring:91
		MT/AT		engine D13B2	<b>26040</b>	Boot Kit			ws			L:94/Ø1=25/Ø2=77
1.5 i 16V (EG4,EG8) (69 kW)	10.91 - 11.95	MT/AT		engine D15Z1, D15B2	<b>23881</b>	Driveshaft	L					
		MT/AT		engine D15Z1, D15B2	<b>23882</b>	Driveshaft	R					
		MT/AT		engine D15Z1, D15B2	<b>22353</b>	Joint Kit			ws		27	A:26/F:30/DF:23.35/O:55/Z
		MT/AT		engine D15Z1, D15B2, ABS seat prepared	<b>23944</b>	Joint Kit			ws		27	A:26/F:30/O:55/Ø ABS ring:91
		MT/AT		engine D15Z1, D15B2	<b>26040</b>	Boot Kit			ws			L:94/Ø1=25/Ø2=77
1.5 i LSi (EJ2) (74 kW)	01.94 - 12.96	MT/AT		engine D15B7	<b>23881</b>	Driveshaft	L					
		MT/AT		engine D15B7	<b>23882</b>	Driveshaft	R					
		MT		engine D15B7	<b>22353</b>	Joint Kit			ws		27	A:26/F:30/DF:23.35/O:55/Z
		MT/AT		engine D15B7, ABS seat prepared	<b>23944</b>	Joint Kit			ws		27	A:26/F:30/O:55/Ø ABS ring:91
		MT		engine D15B7	<b>26040</b>	Boot Kit			ws			L:94/Ø1=25/Ø2=77
1.6 (EE)	11.91 - 11.95	MT/AT		engine B16A VTEC	<b>22360</b>	Joint Kit			ws		27	A:26/F:30/DF:23.35/O:49/Z
		MT/AT		engine B16A VTEC	<b>26034</b>	Boot Kit			ws			L:90/Ø1=21/Ø2=76
1.6 16V Vtec (EG5,EH9) (92 kW)	10.91 - 11.95	MT/AT		engine D16Z6	<b>23881</b>	Driveshaft	L					
		MT/AT		engine D16Z6	<b>23882</b>	Driveshaft	R					
		MT/AT		engine D16Z6	<b>22353</b>	Joint Kit			ws		27	A:26/F:30/DF:23.35/O:55/Z
		MT/AT		engine D16Z6, ABS seat prepared	<b>23944</b>	Joint Kit			ws		27	A:26/F:30/O:55/Ø ABS ring:91
		MT/AT		engine D16Z6	<b>26040</b>	Boot Kit			ws			L:94/Ø1=25/Ø2=77

		Transm.	with ABS Ring		Part-No.	Description	L Left R Right	F Front R Rear	Wheel Side	Gear Box Side	Pic. No.	Technical Specification  Further details on page I
		MT Manual AT Autom.										

( HONDA )

( HONDA )

CIVIC IV (EE,EG,EH,EJ)												
1.6 i (EJ6) (77 kW)	11.95 - 11.95	MT/AT		engine D16Y7	23942	Joint Kit			ws			A:26/F:30/O:55
		MT/AT		engine D16Y7	26040	Boot Kit			ws			L:94/Ø1=25/Ø2=77
1.6 i Vtec (118 kW)	01.94 - 11.95	MT/AT		engine B16A2	22354	Joint Kit			ws		27	A:26/F:32/DF:24.95/O:55/Z
		MT/AT	x	engine B16A2	22349	Joint Kit			ws		27	A:26/F:32/DF:24.95/O:55/Z/ABS:50
		MT/AT		engine B16A2	26036	Boot Kit			ws			L:93/Ø1=23/Ø2=82
		MT/AT		engine B16A2	26040	Boot Kit			ws			L:94/Ø1=25/Ø2=77
1.6 i Vtec (EJ1) (92 kW)	01.94 - 12.96	MT/AT		engine D16Z9, D16Y6	23881	Driveshaft	L					
		MT/AT		engine D16Z9, D16Y6	23882	Driveshaft	R					
		MT		engine D16Z9, D16Y6	22353	Joint Kit			ws		27	A:26/F:30/DF:23.35/O:55/Z
		MT/AT		engine D16Z9, D16Y6, ABS seat prepared	23944	Joint Kit			ws		27	A:26/F:30/O:55/Ø ABS ring:91
		MT		engine D16Z9, D16Y6	26040	Boot Kit			ws			L:94/Ø1=25/Ø2=77
1.6 VTi (EG9) (118 kW)	10.91 - 11.95	MT/AT		engine B16A2	23883	Driveshaft	L					
		MT/AT		engine B16A2	23884	Driveshaft	R					
		MT/AT		engine B16A2	22354	Joint Kit			ws		27	A:26/F:32/DF:24.95/O:55/Z
		MT/AT		engine B16A2, ABS seat prepared	22953	Joint Kit			ws			A:26/F:32/O:55
		MT/AT	x	engine B16A2	22349	Joint Kit			ws		27	A:26/F:32/DF:24.95/O:55/Z/ABS:50
		MT/AT		engine B16A2	26036	Boot Kit			ws			L:93/Ø1=23/Ø2=82
1.6 VTi 16V (EG6) (118 kW)	10.91 - 11.95	MT/AT		engine B16A2	23883	Driveshaft	L					
		MT/AT		engine B16A2	23884	Driveshaft	R					
		MT/AT		engine B16A2	22354	Joint Kit			ws		27	A:26/F:32/DF:24.95/O:55/Z
		MT/AT		engine B16A2, ABS seat prepared	22953	Joint Kit			ws			A:26/F:32/O:55
		MT/AT	x	engine B16A2	22349	Joint Kit			ws		27	A:26/F:32/DF:24.95/O:55/Z/ABS:50
		MT/AT		engine B16A2	26036	Boot Kit			ws			L:93/Ø1=23/Ø2=82
CIVIC IV FASTBACK (MA,MB)												
1.4 i (66 kW)	09.94 - 01.97	MT/AT		engine D14A2	22346	Boot Kit			ws			L:99/Ø1=25/Ø2=84
		MT/AT		engine D14A2	23197	Boot Kit				gs		L:99/Ø1=25/Ø2=84
CIVIC V (EJ9,EK1/3/4,MB,MC)												
1.4 16V (MB2,MB8) (55/66 kW)	01.97 - 02.01	MT/AT		engine D14A7/D14A8	21178	Joint Kit			ws		27	A:26/F:28/DF:21.8/O:55/Z
		MT/AT		engine D14A7/D14A8	21180	Boot Kit			ws			L:87/Ø1=19/Ø2=78
1.4 i (EJ9) (55 kW)	11.95 - 02.01	MT/AT		engine D14A3, UK Prod	21528	Joint Kit			ws		27	A:26/F:32/DF:24.8/O:55/X
		MT/AT		engine D14A3	22962	Joint Kit			ws			A:26/F:28/O:55
		MT/AT	x	engine D14A3, UK Prod	21529	Joint Kit			ws		27	A:26/F:32/DF:24.8/O:55/X/ABS:50
		MT/AT	x	engine D14A3	23945	Joint Kit			ws			A:26/F:28/O:55
		MT/AT		engine D14A3, UK Prod	21530	Boot Kit			ws			
1.4 i (EJ9) (66 kW)	11.95 - 02.01	MT/AT		engine D14A4, UK Prod	21528	Joint Kit			ws		27	A:26/F:32/DF:24.8/O:55/X
		MT/AT		engine D14A4	22962	Joint Kit			ws			A:26/F:28/O:55
		MT/AT	x	engine D14A4, UK Prod	21529	Joint Kit			ws		27	A:26/F:32/DF:24.8/O:55/X/ABS:50
		MT/AT	x	engine D14A4	23945	Joint Kit			ws			A:26/F:28/O:55
		MT/AT		engine D14A4, UK Prod	21530	Boot Kit			ws			
1.4 i S (EJ9) (66 kW)	11.95 - 02.01	MT/AT		engine D14A4, UK Prod	21528	Joint Kit			ws		27	A:26/F:32/DF:24.8/O:55/X



		MT/AT		engine D14A4	22962	Joint Kit			ws			A:26/F:28/O:55
		MT/AT	x	engine D14A4, UK Prod	21529	Joint Kit			ws		27	A:26/F:32/DF:24.8/O:55/X/ABS:50
		MT/AT	x	engine D14A4	23945	Joint Kit			ws			A:26/F:28/O:55
		MT/AT		engine D14A4, UK Prod	21530	Boot Kit			ws			
1.5 16V (MB3,MB9) (84 kW)	01.97 - 02.01	MT/AT		engine D15Z8	21178	Joint Kit			ws		27	A:26/F:28/DF:21.8/O:55/Z
		MT/AT		engine D15Z8	21180	Boot Kit			ws			L:87/Ø1=19/Ø2=78
1.5 i (EK3) (84 kW)	11.95 - 02.01	MT/AT		engine D15Z6, UK Prod	21528	Joint Kit			ws		27	A:26/F:32/DF:24.8/O:55/X
		MT/AT		engine D15Z6	22962	Joint Kit			ws			A:26/F:28/O:55
		MT/AT	x	engine D15Z6, UK Prod	21529	Joint Kit			ws		27	A:26/F:32/DF:24.8/O:55/X/ABS:50
		MT/AT	x	engine D15Z6	23945	Joint Kit			ws			A:26/F:28/O:55
		MT/AT		engine D15Z6, UK Prod	21530	Boot Kit			ws			
1.6 16V (MB4,MC1) (85 kW)	01.97 - 02.01	MT/AT		engine D16B2	21178	Joint Kit			ws		27	A:26/F:28/DF:21.8/O:55/Z
1.6 i Vtec (92 kW)	11.95 - 02.01	MT/AT		engine D16Y6, ABS seat prepared	22971	Joint Kit			ws			A:26/F:32/O:55
		MT/AT		engine D16Y6	26040	Boot Kit			ws			L:94/Ø1=25/Ø2=77
2.0 i TD (MB7) (63 kW)	01.97 - 02.01	MT/AT	x		21544	Joint Kit			ws		27	A:26/F:32/O:55/X/ABS:43
		MT/AT			21542	Boot Kit			ws			L:104/Ø1=21/Ø2=85
2.0 i D (MC3) (77 kW)	04.98 - 02.01	MT/AT	x		21544	Joint Kit			ws		27	A:26/F:32/O:55/X/ABS:43
		MT/AT			21542	Boot Kit			ws			L:104/Ø1=21/Ø2=85
<b>CIVIC VI (EU_/EP_)</b>												
1.4 iS (EP1) (66 kW)	02.01 - 12.05	MT	x	engine D14Z6	24387	Joint Kit			ws		27	A:26/F:22/O:60/Z/ABS:50
		MT		engine D14Z6, TPE boot	24388	Boot Kit			ws			L:118/Ø1=21.8/Ø2=77.6
1.7 CTDi (74 kW)	02.01 - 12.05	MT	x	engine 4EE-2	24389	Joint Kit			ws		27	A:26/F:32/O:60/X/ABS:50
		MT		engine 4EE-2, TPE boot	24390	Boot Kit			ws			L:112/Ø1=27/Ø2=86
<b>CONCERTO</b>												
1.4 (66 kW)	08.89 - 10.91	MT/AT		engine D14A8, D14A1, UK Prod	20890	Joint Kit			ws		27	A:26/F:22/O.49/X
		MT/AT	x	engine D14A8, D14A1, UK Prod	20891	Joint Kit			ws		27	A:26/F:22/ABS:27
		MT/AT		engine D14A8, D14A1, Japan Prod	22952	Joint Kit			ws			A:26/F:23/O:49
		MT/AT		engine D14A8, D14A1	21536	Boot Kit			ws			
1.5 i 16V (66 kW)	08.89 - 03.95	MT/AT		engine D15B2, UK Prod	20890	Joint Kit			ws		27	A:26/F:22/O.49/X
		MT/AT	x	engine D15B2, UK Prod	20891	Joint Kit			ws		27	A:26/F:22/ABS:27
		MT/AT		engine D15B2, Japan Prod	22952	Joint Kit			ws			A:26/F:23/O:49
		MT/AT		engine D15B2	21536	Boot Kit			ws			
1.6 16V (78 kW)	08.89 - 03.95	MT/AT		UK Prod	20890	Joint Kit			ws		27	A:26/F:22/O.49/X
		MT/AT	x	UK Prod	20891	Joint Kit			ws		27	A:26/F:22/ABS:27
		MT/AT		Japan Prod	22952	Joint Kit			ws			A:26/F:23/O:49
		MT/AT			21536	Boot Kit			ws			
1.6 i 16V (82 kW)	08.89 - 03.95	MT/AT			23358	Driveshaft	L					L:607/A:26/D:27/O:49
		MT/AT			23359	Driveshaft	R					L:607/A:26/D:27/O:49
		MT/AT		engine D16Z2	20892	Joint Kit			ws		27	A:26/F:23/O:49/X
		MT/AT	x	engine D16Z2	20893	Joint Kit			ws		27	A:26/F:23/X/ABS:50
		MT/AT		engine D16Z2	26077	Boot Kit			ws			
1.6 i 16V (90 kW)	08.89 - 03.95	MT/AT			23358	Driveshaft	L					L:607/A:26/D:27/O:49
		MT/AT			23359	Driveshaft	R					L:607/A:26/D:27/O:49
		MT/AT		engine D16A8	20892	Joint Kit			ws		27	A:26/F:23/O:49/X
		MT/AT	x	engine D16A8	20893	Joint Kit			ws		27	A:26/F:23/X/ABS:50
		MT/AT		engine D16A8	26077	Boot Kit			ws			
<b>CR-V I (RD)</b>												
2.0 16V (94 kW)	10.95 - 01.99	MT/AT		engine B20B	22344	Boot Kit			ws			L:95/Ø1=27/Ø2=84
		MT/AT		engine B20B	23198	Boot Kit				gs		L:89/Ø1=25/Ø2=83
2.0 16V (108 kW)	01.99 - 02.02	MT/AT		engine B20B	22344	Boot Kit			ws			L:95/Ø1=27/Ø2=84

		Transm. MT Manual AT Autom.	with ABS Ring		Part-No.	Description	L Left R Right	F Front R Rear	Wheel Side	Gear Box Side	Pic. No.	Technical Specification  Further details on page I
---	---	---	---------------------	--	----------	-------------	-------------------------	-------------------------	---------------	---------------------	-------------	--

( HONDA )

( HONDA )

<b>CR-V I (RD)</b>												
2.0 16V (108 kW)	01.99 - 02.02	MT/AT		engine B20B	23198	Boot Kit				gs		L:89/Ø1=25/Ø2=83
<b>CR-V II</b>												
2.0 (110 kW)	07.02 - 09.06	MT/AT MT/AT		engine K20A4 engine K20A4, TPE boot	23671 23672	Joint Kit Boot Kit			ws ws		27	A:28/F:32/O:59/Z L:125/Ø1=25/Ø2=91
<b>CRX I (AF,AS,HF)</b>												
1.5 Si	01.84 - 12.87	MT/AT MT/AT MT/AT			20320 26043 26034	Joint Kit Boot Kit Boot Kit	R L R		ws ws ws		27	A:23/F:30/DF:23.35/O:49/Z L:94/Ø1=24/Ø2=77 L:90/Ø1=21/Ø2=76
1.6 i 16V (AS) (92 kW)	03.86 - 10.87	MT/AT MT/AT		engine ZC1 engine ZC1	21388 26124	Joint Kit Boot Kit			ws ws		27	A:26/F:32/DF:24.95/O:49/Z L:94/Ø1=25/Ø2=81
<b>CRX II (ED, EE)</b>												
1.6 i 16V (79 kW)	10.87 - 05.88	MT/AT MT/AT		engine D16A6 engine D16A6	21388 26136	Joint Kit Boot Kit			ws ws		27	A:26/F:32/DF:24.95/O:49/Z L:93/Ø1=26/Ø2=84
1.6 i 16V (ED9) (91 kW)	10.87 - 02.92	MT/AT MT/AT MT/AT MT/AT		engine D16Z5 engine D16Z5 engine D16Z5 engine D16Z5	23868 23866 21388 26136	Driveshaft Driveshaft Joint Kit Boot Kit	L R			ws ws	27	L:605/A:26/D:27/O:49.5 A:26/F:32/DF:24.95/O:49/Z L:93/Ø1=26/Ø2=84
1.6 i 16V (ED9) (96 kW)	10.87 - 12.89	MT/AT MT/AT MT/AT MT/AT		engine D16A9 engine D16A9 engine D16A9 engine D16A9	23868 23866 21388 26136	Driveshaft Driveshaft Joint Kit Boot Kit	L R			ws ws	27	L:605/A:26/D:27/O:49.5 A:26/F:32/DF:24.95/O:49/Z L:93/Ø1=26/Ø2=84
1.6 i 16V Vtec (EE8) (110 kW)	10.89 - 02.92	MT MT MT MT MT		engine B16A1 engine B16A1 engine B16A1 engine B16A1, ABS seat prepared engine B16A1	23883 23884 21388 22953 26124	Driveshaft Driveshaft Joint Kit Joint Kit Boot Kit	L R			ws ws	27	A:26/F:32/DF:24.95/O:49/Z A:26/F:32/O:55 L:94/Ø1=25/Ø2=81
<b>CRX III (EH, EG)</b>												
1.6 ESi (EH6) (92 kW)	03.92 - 12.98	MT/AT MT/AT MT/AT MT/AT MT/AT MT/AT		engine D16Z6 engine D16Z6 engine D16Z6 engine D16Z6, ABS seat prepared engine D16Z6 engine D16Z6	23883 23884 22354 22971 22349 26036	Driveshaft Driveshaft Joint Kit Joint Kit Joint Kit Boot Kit	L R			ws ws	27	A:26/F:32/DF:24.95/O:55/Z A:26/F:32/O:55 A:26/F:32/DF:24.95/O:55/Z/ABS:50 L:93/Ø1=23/Ø2=82
1.6 i VTi (EG2) (118 kW)	03.92 - 12.98	MT/AT MT/AT MT/AT MT/AT MT/AT		engine B16A2 engine B16A2 engine B16A2 engine B16A2, ABS seat prepared engine B16A2 engine B16A2	23883 23884 22354 22971 22349 26036	Driveshaft Driveshaft Joint Kit Joint Kit Joint Kit Boot Kit	L R			ws ws	27	A:26/F:32/DF:24.95/O:55/Z A:26/F:32/O:55 A:26/F:32/DF:24.95/O:55/Z/ABS:50 L:93/Ø1=23/Ø2=82

<b>HR-V (GH)</b>												
1.6 16V (77 kW)	03.99 -	MT/AT		engine D16W1	<b>23673</b>	Joint Kit			ws		27	A:26/F:30/DF:23.35/O:60/ABS:50
		MT/AT		engine D16W1, TPE boot	<b>23674</b>	Boot Kit			ws			L:124/Ø1=24/Ø2=88
		MT/AT		engine D16W1	<b>23242</b>	Boot Kit				gs		L:76/Ø1=16/Ø2=58
1.6 16V 4WD (77 kW)	03.99 -	MT/AT		engine D16W1	<b>23673</b>	Joint Kit		F	ws		27	A:26/F:30/DF:23.35/O:60/ABS:50
		MT/AT		engine D16W1, TPE boot	<b>23674</b>	Boot Kit		F	ws			L:124/Ø1=24/Ø2=88
		MT/AT		engine D16W1	<b>23242</b>	Boot Kit		F		gs		L:76/Ø1=16/Ø2=58
<b>INSPIRE</b>												
2.5 (CC2)	01.92 - 02.95	AT		engine G25A	<b>21179</b>	Joint Kit			ws		27	A:28/F:34/DF:26.52/O:60/Z
		AT		engine G25A	<b>21211</b>	Boot Kit			ws			
<b>INTEGRA (DC2)</b>												
1.8 Type-R (140 kW)	11.97 - 10.01	MT		engine B18C6	<b>22354</b>	Joint Kit			ws		27	A:26/F:32/DF:24.95/O:55/Z
		MT	x	engine B18C6	<b>22349</b>	Joint Kit			ws		27	A:26/F:32/DF:24.95/O:55/Z/ABS:50
		MT		engine B18C6	<b>26036</b>	Boot Kit			ws			L:93/Ø1=23/Ø2=82
<b>JAZZ</b>												
1.2 (GA1)	01.87 -	MT		engine D12A	<b>26043</b>	Boot Kit			ws			L:94/Ø1=24/Ø2=77
1.3 (GA2)	01.87 -	MT		engine D13C	<b>26043</b>	Boot Kit			ws			L:94/Ø1=24/Ø2=77
<b>JAZZ (GD)</b>												
1.2 (57 kW)	03.02 - 07.08	MT		engine L12A1	<b>24371</b>	Joint Kit			ws		27	A:26/F:28/DF:21.77/O:53.5/Z
		MT		engine L12A1, TPE boot	<b>24372</b>	Boot Kit			ws			L:116/Ø1=22/Ø2=82
1.4 (61 kW)	03.02 - 07.08	MT		engine L13A1	<b>24371</b>	Joint Kit			ws		27	A:26/F:28/DF:21.77/O:53.5/Z
		MT		engine L13A1, TPE boot	<b>24372</b>	Boot Kit			ws			L:116/Ø1=22/Ø2=82
1.4 (65 kW)	04.05 - 07.08	MT		engine L13A5/L13A6	<b>24371</b>	Joint Kit			ws		27	A:26/F:28/DF:21.77/O:53.5/Z
		MT		engine L13A5/L13A6, TPE boot	<b>24372</b>	Boot Kit			ws			L:116/Ø1=22/Ø2=82
<b>LEGEND I (HS,KA,KA3)</b>												
2.5 (HS) (110 kW)	01.86 - 12.87	MT/AT		engine C25A1	<b>22356</b>	Joint Kit			ws		27	A:28/F:34/DF:26.52/O:60/Z
		MT/AT		engine C25A1	<b>26193</b>	Boot Kit			ws			L:96/Ø1=22/Ø2=90
2.5 (HS) (127 kW)	02.87 - 06.88	MT/AT		engine C25A2, Japan Prod	<b>22356</b>	Joint Kit			ws		27	A:28/F:34/DF:26.52/O:60/Z
		MT/AT	x	engine C25A2, UK Prod	<b>20914</b>	Joint Kit			ws		27	A:28/F:32/X/ABS:45
		MT/AT		engine C25A2, Japan Prod	<b>26193</b>	Boot Kit			ws			L:96/Ø1=22/Ø2=90
		MT/AT		engine C25A2, UK Prod	<b>21542</b>	Boot Kit			ws			L:104/Ø1=21/Ø2=85
2.7 24V (124 kW)	10.87 - 12.90	MT/AT		engine C27A1, Japan Prod	<b>22356</b>	Joint Kit			ws		27	A:28/F:34/DF:26.52/O:60/Z
		MT/AT	x	engine C27A1, UK Prod	<b>20914</b>	Joint Kit			ws		27	A:28/F:32/X/ABS:45
		MT/AT		engine C27A1, Japan Prod	<b>26193</b>	Boot Kit			ws			L:96/Ø1=22/Ø2=90
		MT/AT		engine C27A1, UK Prod	<b>21542</b>	Boot Kit			ws			L:104/Ø1=21/Ø2=85
2.7 24V (KA4) (124 kW)	01.88 - 12.90	MT/AT		engine C27A1, Japan Prod	<b>22356</b>	Joint Kit			ws		27	A:28/F:34/DF:26.52/O:60/Z
		MT/AT	x	engine C27A1, UK Prod	<b>20914</b>	Joint Kit			ws		27	A:28/F:32/X/ABS:45
		MT/AT		engine C27A1, Japan Prod	<b>26193</b>	Boot Kit			ws			L:96/Ø1=22/Ø2=90
		MT/AT		engine C27A1, UK Prod	<b>21542</b>	Boot Kit			ws			L:104/Ø1=21/Ø2=85
<b>LEGEND II (CC,KA7,KA8)</b>												
2.5 (CC2)	01.92 - 02.95	AT		engine G25A	<b>21179</b>	Joint Kit			ws		27	A:28/F:34/DF:26.52/O:60/Z
		AT		engine G25A	<b>21211</b>	Boot Kit			ws			
3.2 i 24V (151 kW)	01.91 - 02.96	MT/AT		engine C32A2	<b>22356</b>	Joint Kit			ws		27	A:28/F:34/DF:26.52/O:60/Z
		MT/AT		engine C32A2	<b>26193</b>	Boot Kit			ws			L:96/Ø1=22/Ø2=90
<b>LOGO (GA3)</b>												
1.3 (48 kW)	03.99 - 03.02	MT/AT		engine D13B7	<b>22304</b>	Boot Kit			ws			L:88/Ø1=20/Ø2=76
		MT/AT		engine D13B7	<b>23196</b>	Boot Kit				gs		L:86/Ø1=20/Ø2=66

		Transm.	with ABS Ring		Part-No.	Description	L Left R Right	F Front R Rear	Wheel Side	Gear Box Side	Pic. No.	Technical Specification  Further details on page I
		MT Manual AT Autom.										

( HONDA )

( HONDA )

PRELUDE I (AB,SN)												
1.6 (59 kW)	11.78 - 10.82	MT		engine EL	20303	Joint Kit			ws		27	A:23/F:22/DF:22.65/O:45/Z
		MT		engine EL	26029	Boot Kit			ws			L:90/Ø1=21/Ø2=76
		MT		engine EL	23075	Boot Kit				gs		L:89/Ø1=21/Ø2=72
1.8 (AB)	01.82 - 12.83	MT/AT		engine ET2/ET3	20307	Joint Kit	L		ws		27	A:24/F:30/DF:23.35/O:47/Z
		MT/AT		engine ET2/ET3	20308	Joint Kit	R		ws		27	A:24/F:30/DF:23.35/O:47/Z
		MT/AT		engine ET2/ET3	26040	Boot Kit	L		ws			L:94/Ø1=25/Ø2=77
		MT/AT		engine ET2/ET3	26034	Boot Kit	R		ws			L:90/Ø1=21/Ø2=76
PRELUDE II (AB,SN)												
1.6 (SN)	01.83 - 12.83	MT		engine EL	26029	Boot Kit			ws			L:90/Ø1=21/Ø2=76
1.8 EX (74 kW)	11.85 - 04.87	MT/AT		engine ET4	20309	Joint Kit	L		ws		27	A:26/F:32/DF:24.95/O:49/Z
		MT/AT		engine ET4	20310	Joint Kit	R		ws		27	A:26/F:32/DF:24.95/O:49/Z
		MT/AT		engine ET4	26136	Boot Kit	L		ws			L:93/Ø1=26/Ø2=84
		MT/AT		engine ET4	26036	Boot Kit	R		ws			L:93/Ø1=23/Ø2=82
1.8 EX (77 kW)	11.83 - 04.87	MT/AT		engine ET2	20309	Joint Kit	L		ws		27	A:26/F:32/DF:24.95/O:49/Z
		MT/AT		engine ET2	20310	Joint Kit	R		ws		27	A:26/F:32/DF:24.95/O:49/Z
		MT/AT		engine ET2	26136	Boot Kit	L		ws			L:93/Ø1=26/Ø2=84
		MT/AT		engine ET2	26036	Boot Kit	R		ws			L:93/Ø1=23/Ø2=82
PRELUDE III (BA)												
2.0 (BA4) (84 kW)	08.87 - 01.92	MT/AT		04.90 - , engine B20A4	23875	Driveshaft	L					A:28
		MT/AT	x	- 03.90, engine B20A4	22950	Driveshaft	L					A:26/ABS:50
		MT/AT		04.90 - , engine B20A4	23879	Driveshaft	L					A:28/ABS:50
		MT/AT	x	04.90 - , engine B20A4	23880	Driveshaft	R					A:28/ABS:50
		MT/AT		- 03.90, engine B20A4	22365	Joint Kit			ws		27	A:26/F:32/DF:24.95/O:55/Z
		MT/AT		04.90 - , engine B20A4	22355	Joint Kit			ws		27	A:28/F:32/DF:24.95/O:60/Z
		MT/AT	x	- 03.90, engine B20A4	22349	Joint Kit			ws		27	A:26/F:32/DF:24.95/O:55/Z/ABS:50
		MT/AT	x	04.90 - , engine B20A4	22352	Joint Kit			ws		27	A:28/F:32/DF:24.95/O:60/Z/ABS:50
		MT/AT		- 03.90, engine B20A4	26143	Boot Kit			ws			L:97/Ø1=22/Ø2=82
		MT/AT		04.90 - , engine B20A4	26192	Boot Kit			ws			L:96/Ø1=22/Ø2=90
2.0 EX (BA4) (80 kW)	04.87 - 01.92	MT/AT		04.90 - , engine B20A3	23875	Driveshaft	L					A:28
		MT/AT	x	- 03.90, engine B20A3	22950	Driveshaft	L					A:26/ABS:50
		MT/AT	x	04.90 - , engine B20A3	23879	Driveshaft	L					A:28/ABS:50
		MT/AT	x	04.90 - , engine B20A3	23880	Driveshaft	R					A:28/ABS:50
		MT/AT		- 03.90, engine B20A3	22365	Joint Kit			ws		27	A:26/F:32/DF:24.95/O:55/Z
		MT/AT		04.90 - , engine B20A3	22355	Joint Kit			ws		27	A:28/F:32/DF:24.95/O:60/Z
		MT/AT	x	- 03.90, engine B20A3	22349	Joint Kit			ws		27	A:26/F:32/DF:24.95/O:55/Z/ABS:50
		MT/AT	x	04.90 - , engine B20A3	22352	Joint Kit			ws		27	A:28/F:32/DF:24.95/O:60/Z/ABS:50
		MT/AT		- 03.90, engine B20A3	26143	Boot Kit			ws			L:97/Ø1=22/Ø2=82
		MT/AT		04.90 - , engine B20A3	26192	Boot Kit			ws			L:96/Ø1=22/Ø2=90
2.0 i EX 16V (101 kW)	04.86 - 12.87	MT/AT		engine B20A1	20311	Joint Kit	L		ws		27	A:26/F:32/DF:24.95/O:49/Z
		MT/AT		engine B20A1	20312	Joint Kit	R		ws		27	A:26/F:32/DF:24.95/O:49/Z

		MT/AT		engine B20A1	26136	Boot Kit	L		ws			L:93/Ø1=26/Ø2=84
		MT/AT		engine B20A1	26036	Boot Kit	R		ws			L:93/Ø1=23/Ø2=82
2.0 i EX 16V (110 kW)	10.87 - 12.90	MT/AT		engine B20A7	23875	Driveshaft	L					A:28
		MT/AT	x	engine B20A7	23879	Driveshaft	L					A:28/ABS:50
		MT/AT	x	engine B20A7	23880	Driveshaft	R					A:28/ABS:50
		MT/AT		engine B20A7	22355	Joint Kit			ws		27	A:28/F:32/DF:24.95/O:60/Z
		MT/AT	x	engine B20A7	22352	Joint Kit			ws		27	A:28/F:32/DF:24.95/O:60/Z/ABS:50
		MT/AT		engine B20A7	26192	Boot Kit			ws			L:96/Ø1=22/Ø2=90
2.0 i EX 16V (BA2) (101 kW)	04.86 - 12.87	MT/AT		engine B20A1	22951	Driveshaft	L					
		MT/AT		engine B20A1	20311	Joint Kit	L		ws		27	A:26/F:32/DF:24.95/O:49/Z
		MT/AT		engine B20A1	20312	Joint Kit	R		ws		27	A:26/F:32/DF:24.95/O:49/Z
		MT/AT		engine B20A1	26136	Boot Kit	L		ws			L:93/Ø1=26/Ø2=84
		MT/AT		engine B20A1	26036	Boot Kit	R		ws			L:93/Ø1=23/Ø2=82
2.0 i EX 16V (BA4) KAT (101 kW)	04.87 - 01.92	MT/AT		04.90 - , engine B20A5	23875	Driveshaft	L					A:28
		MT/AT	x	- 03.90, engine B20A5	22950	Driveshaft	L					A:26/ABS:50
		MT/AT	x	04.90 - , engine B20A5	23879	Driveshaft	L					A:28/ABS:50
		MT/AT	x	04.90 - , engine B20A5	23880	Driveshaft	R					A:28/ABS:50
		MT/AT		- 03.90, engine B20A5	22365	Joint Kit			ws		27	A:26/F:32/DF:24.95/O:55/Z
		MT/AT		04.90 - , engine B20A5	22355	Joint Kit			ws		27	A:28/F:32/DF:24.95/O:60/Z
		MT/AT	x	- 03.90, engine B20A5	22349	Joint Kit			ws		27	A:26/F:32/DF:24.95/O:55/Z/ABS:50
		MT/AT	x	04.90 - , engine B20A5	22352	Joint Kit			ws		27	A:28/F:32/DF:24.95/O:60/Z/ABS:50
		MT/AT		- 03.90, engine B20A5	26143	Boot Kit			ws			L:97/Ø1=22/Ø2=82
		MT/AT		04.90 - , engine B20A5	26192	Boot Kit			ws			L:96/Ø1=22/Ø2=90
2.0 i EX 16V (BA4) (103 kW)	04.90 - 01.92	MT/AT		engine B20A9	23875	Driveshaft	L					A:28
		MT/AT	x	engine B20A9	23879	Driveshaft	L					A:28/ABS:50
		MT/AT	x	engine B20A9	23880	Driveshaft	R					A:28/ABS:50
		MT/AT		engine B20A9	22355	Joint Kit			ws		27	A:28/F:32/DF:24.95/O:60/Z
		MT/AT	x	engine B20A9	22352	Joint Kit			ws		27	A:28/F:32/DF:24.95/O:60/Z/ABS:50
		MT/AT		engine B20A9	26192	Boot Kit			ws			L:96/Ø1=22/Ø2=90

#### QUINTET (SU)

1.6 EX (59 kW)	02.80 - 12.84	MT/AT		engine EL	20303	Joint Kit			ws		27	A:23/F:22/DF:22.65/O:45/Z
		MT/AT		engine EL	26029	Boot Kit			ws			L:90/Ø1=21/Ø2=76

#### SHUTTLE (EE)

1.4 (EE)	12.87 - 05.89	MT/AT		engine D14	22360	Joint Kit			ws		27	A:26/F:30/DF:23.35/O:49/Z
		MT/AT		engine D14	26034	Boot Kit			ws			L:90/Ø1=21/Ø2=76
1.5 (EE4)	02.88 - 10.92	MT/AT		engine D16A	22360	Joint Kit			ws		27	A:26/F:30/DF:23.35/O:49/Z
		MT/AT		engine D16A	26034	Boot Kit			ws			L:90/Ø1=21/Ø2=76
2.2 16V (110 kW)	10.94 - 02.98	MT/AT		engine F22B8	23947	Joint Kit			ws			A:28/F:32/O:64
		MT/AT	x	engine F22B8	23948	Joint Kit			ws			A:28/F:32/O:64/ABS:50




#### VIGOR

2.5 (CC2)	01.92 - 02.95	AT		engine G25A	21179	Joint Kit			ws		27	A:28/F:34/DF:26.52/O:60/Z
		AT		engine G25A	21211	Boot Kit			ws			

#### HYUNDAI

#### HYUNDAI

<b>ACCENT (X-3)</b>												
1.3 (40 kW)	09.95 - 05.98	MT			21381	Joint Kit			ws		27	A:25/F:22/DF:22.65/O:50/Z
		MT			26042	Boot Kit			ws			L:93/Ø1=21/Ø2=74




		Transm.	with ABS Ring		Part-No.	Description	L Left R Right	F Front R Rear	Wheel Side	Gear Box Side	Pic. No.	Technical Specification  Further details on page I
		MT Manual AT Autom.										

## ( HYUNDAI )

## ( HYUNDAI )

<b>ACCENT (X-3)</b>												
1.3 (44/55/62 kW)	10.94 - 01.00	MT	x	engine G4EH	21975	Joint Kit			ws		27	A:25/F:22/O:50/Z/ABS:29
		MT		engine G4EH	21976	Boot Kit			ws			L:94/Ø1=20/Ø2=75
		MT		engine G4EH	26231	Boot Kit				gs		L:95/Ø1=21/Ø2=72
1.5 i 12V (65 kW)	10.94 - 01.00	MT		engine G4EK	21381	Joint Kit			ws		27	A:25/F:22/DF:22.65/O:50/Z
		MT		engine G4EK	26042	Boot Kit			ws			L:93/Ø1=21/Ø2=74
1.5 i 16V (73 kW)	12.95 - 01.00	MT			21381	Joint Kit			ws		27	A:25/F:22/DF:22.65/O:50/Z
		MT			26042	Boot Kit			ws			L:93/Ø1=21/Ø2=74
<b>ACCENT (LC)</b>												
1.3 (55 kW)	01.00 -	MT		engine G4E-A	22123	Boot Kit			ws			L:86/Ø1=20/Ø2=82
		MT		engine G4E-A	22285	Boot Kit				gs		L:93/Ø1=21/Ø2=62
1.3 (63 kW)	01.00 -	MT		engine G4E-A	22285	Boot Kit				gs		L:93/Ø1=21/Ø2=62
1.5 (66/75 kW)	01.00 -	MT		engine G4EC-G/G4EB	22285	Boot Kit				gs		L:93/Ø1=21/Ø2=62
<b>ATOS / ATOS PRIME</b>												
1.0 i (40/43 kW)	02.98 -	MT/AT		engine G4HC/G4HC-E	23974	Joint Kit			ws		27	A:25/F:19/O:50/Z
		MT/AT	x	engine G4HC/G4HC-E	20689	Joint Kit			ws		27	A:25/F:19/O:50/Z/ABS:38
		MT/AT		engine G4HC/G4HC-E	21316	Boot Kit			ws			L:90/Ø1=19/Ø2=67
		MT/AT		engine G4HC/G4HC-E	23185	Boot Kit				gs		L:87/Ø1=20/Ø2=67
1.1 (43 kW)	06.03 -	MT/AT		engine G4HD	23974	Joint Kit			ws		27	A:25/F:19/O:50/Z
		MT/AT	x	engine G4HD	20689	Joint Kit			ws		27	A:25/F:19/O:50/Z/ABS:38
		MT/AT		engine G4HD	21316	Boot Kit			ws			L:90/Ø1=19/Ø2=67
<b>EXCEL</b>												
1.3 (50/55 kW)	10.85 - 12.88	MT		engine G4AG/4G15	21381	Joint Kit			ws		27	A:25/F:22/DF:22.65/O:50/Z
		MT		engine G4AG/4G15	26042	Boot Kit			ws			L:93/Ø1=21/Ø2=74
1.5 (51-63 kW)	10.85 - 12.88	MT		engine G4AG/4G15	21381	Joint Kit			ws		27	A:25/F:22/DF:22.65/O:50/Z
		MT		engine G4AG/4G15	26042	Boot Kit			ws			L:93/Ø1=21/Ø2=74
<b>GALLOPER II (JK-01)</b>												
3.0 V6 (104 kW)	02.99 -	MT		engine G6AT	23215	Boot Kit				gs		L:85/Ø1=27/Ø2=83
2.5 TD intercooler (73 kW)	02.99 -	MT		engine D4BH	23215	Boot Kit				gs		L:85/Ø1=27/Ø2=83
<b>GETZ (TB)</b>												
1.1 (46/49 kW)	09.02 -	MT	x	engine G4HD	24383	Joint Kit			ws		27	A:25/F:19/DF:20.09/O:54.3/Z/ABS:48
		MT		engine G4HD	24384	Boot Kit			ws			L:84/Ø1=20/Ø2=68
		MT		engine G4HD	23185	Boot Kit				gs		L:87/Ø1=20/Ø2=67
1.3 (60/63 kW)	09.02 -	MT	x	engine G4E-A	21977	Joint Kit			ws		27	A:25/F:22/O:52.5/Z/ABS:48
		MT		engine G4E-A	21978	Boot Kit			ws			L:94/Ø1=20/Ø2=75
		MT		engine G4E-A	23251	Boot Kit				gs		L:93/Ø1=21/Ø2=62
1.6 (77 kW)	09.02 -	MT	x	engine G4ED-G	21977	Joint Kit			ws		27	A:25/F:22/O:52.5/Z/ABS:48
		MT		engine G4ED-G	21978	Boot Kit			ws			L:94/Ø1=20/Ø2=75
		MT		engine G4ED-G	23251	Boot Kit				gs		L:93/Ø1=21/Ø2=62

<b>LANTRA I (J-1)</b>											
1.5 i.e. (63 kW)	10.90 - 11.95	MT	engine G15B, G4DJ	20637	Joint Kit			ws		27	A:25/F:25/DF:25.84/O:50/Z
		MT	engine G15B, G4DJ	21381	Joint Kit			ws		27	A:25/F:22/DF:22.65/O:50/Z
		MT	engine G15B, G4DJ	21137	Boot Kit			ws			L:89/Ø1=24/Ø2=85
		MT	engine G15B, G4DJ	26042	Boot Kit			ws			L:93/Ø1=21/Ø2=74
1.6 i.e. 16V (78 kW)	10.90 - 11.95	MT	engine G4CR	20353	Joint Kit			ws		27	A:25/F:23/DF:24.6/O:50/Z
		AT	engine G4CR	24225	Joint Kit			ws		27	A:25/F:30/DF:23.15/O:50/Z
		MT	engine G4CR	26138	Boot Kit			ws			L:94/Ø1=23/Ø2=79
		AT	engine G4CR	25514	Boot Kit			ws			L:94/Ø1=21/Ø2=78
1.6 i.e. 16V (84 kW)	10.90 - 11.95	MT	engine G4CR	20353	Joint Kit			ws		27	A:25/F:23/DF:24.6/O:50/Z
		MT	engine G4CR	26138	Boot Kit			ws			L:94/Ø1=23/Ø2=79
1.8 i.e. 16V (93 kW)	10.90 - 11.95	MT/AT	engine G4CN	21382	Joint Kit	L		ws		27	A:25/F:23/DF:24.56/O:50/Z
		MT/AT	engine G4CN	20637	Joint Kit	R		ws		27	A:25/F:25/DF:25.84/O:50/Z
		MT/AT	engine G4CN	23082	Boot Kit	L		ws			L:93/Ø1=21/Ø2=74
		MT/AT	engine G4CN	21137	Boot Kit	R		ws			L:89/Ø1=24/Ø2=85
<b>LANTRA II (J-2)</b>											
1.6 i (66 kW)	11.95 - 09.00	MT/AT	engine G4GR	21182	Joint Kit			ws		27	A:25/F:30/DF:23.35/O:50/Z
		MT/AT	engine G4GR	21183	Boot Kit			ws			
<b>LANTRA II WAGON (J2)</b>											
1.6 i (66 kW)	02.96 -	MT/AT	engine G4GR	21182	Joint Kit			ws		27	A:25/F:30/DF:23.35/O:50/Z
		MT/AT	engine G4GR	21183	Boot Kit			ws			
<b>MATRIX (FC)</b>											
1.5 CRDi (60 kW)	10.01 - 12.05	MT/AT	engine D3-EA	22346	Boot Kit			ws			L:99/Ø1=25/Ø2=84
		MT/AT	engine D3-EA	23265	Boot Kit				gs		L:87/Ø1=23/Ø2=72
1.8 (90 kW)	06.01 - 12.05	MT/AT	engine G4GB-G	22346	Boot Kit			ws			L:99/Ø1=25/Ø2=84
<b>PONY / EXCEL</b>											
1.3 (50 kW)	10.85 - 09.89	MT/AT	engine G13B	23904	Driveshaft	L					
		MT/AT	engine G13B	23903	Driveshaft	R					
		MT	engine G13B	21381	Joint Kit			ws		27	A:25/F:22/DF:22.65/O:50/Z
		MT	engine G13B	26042	Boot Kit			ws			L:93/Ø1=21/Ø2=74
1.5 (53 kW)	10.85 - 09.89	MT/AT	engine G4DJ, G15B	23904	Driveshaft	L					
		MT/AT	engine G4DJ, G15B	23903	Driveshaft	R					
		MT	engine G4DJ, G15B	21381	Joint Kit			ws		27	A:25/F:22/DF:22.65/O:50/Z
		MT	engine G4DJ, G15B	26042	Boot Kit			ws			L:93/Ø1=21/Ø2=74
<b>PONY / EXCEL (X-2)</b>											
1.3 (43 kW)	10.89 - 01.95	MT	engine G4DG	20354	Joint Kit			ws		27	A:25/F:23/DF:24.6/O:50/Z
		MT	engine G4DG	20352	Boot Kit			ws			L:102/Ø1=24/Ø2=84
		MT	engine G4DG	23075	Boot Kit				gs		L:89/Ø1=21/Ø2=72
1.3 (49 kW)	10.89 - 01.95	MT		20354	Joint Kit			ws		27	A:25/F:23/DF:24.6/O:50/Z
		MT		20352	Boot Kit			ws			L:102/Ø1=24/Ø2=84
1.5 (53 kW)	10.89 - 01.95	MT	engine G4DJ, G15B	20354	Joint Kit			ws		27	A:25/F:23/DF:24.6/O:50/Z
		MT	engine G4DJ, G15B	20352	Boot Kit			ws			L:102/Ø1=24/Ø2=84
		MT	engine G4DJ, G15B	23075	Boot Kit				gs		L:89/Ø1=21/Ø2=72
1.5 i (61/62 kW)	10.89 - 01.95	MT	engine G15B, G4DJ	20354	Joint Kit			ws		27	A:25/F:23/DF:24.6/O:50/Z
		MT	engine G15B, G4DJ	20352	Boot Kit			ws			L:102/Ø1=24/Ø2=84
		MT	engine G15B, G4DJ	23075	Boot Kit				gs		L:89/Ø1=21/Ø2=72
<b>S COUPE (SLC)</b>											
1.5 i (62 kW)	02.90 - 05.96	MT/AT	- 11.92, engine G15B, G4DJ	21381	Joint Kit			ws		27	A:25/F:22/DF:22.65/O:50/Z

		Transm.	with ABS Ring		Part-No.	Description	L	F	Wheel Side	Gear Box Side	Pic. No.	Technical Specification  Further details on page I
		MT Manual AT Autom.					Left R Right	Front R Rear				

( HYUNDAI )

( HYUNDAI )

S COUPE (SLC)													
1.5 i (62 kW)	02.90 - 05.96	MT/AT		11.92 - , engine G15B, G4DJ	21382	Joint Kit	L		ws		27	A:25/F:23/DF:24.56/O:50/Z	
		MT/AT		11.92 - , engine G15B, G4DJ	20637	Joint Kit	R		ws		27	A:25/F:25/DF:25.84/O:50/Z	
		MT/AT		- 11.92, engine G15B, G4DJ	26042	Boot Kit			ws				L:93/Ø1=21/Ø2=74
		MT/AT		11.92 - , engine G15B, G4DJ	23082	Boot Kit	L		ws				L:93/Ø1=21/Ø2=74
		MT/AT		11.92 - , engine G15B, G4DJ	21137	Boot Kit	R		ws				L:89/Ø1=24/Ø2=85
		MT/AT		engine G15B, G4DJ	23075	Boot Kit				gs			
1.5 i (65 kW)	04.92 - 05.96	MT/AT		- 11.92, engine G4EK	21381	Joint Kit			ws		27	A:25/F:22/DF:22.65/O:50/Z	
		MT/AT		11.92 - , engine G4EK	21382	Joint Kit	L		ws		27	A:25/F:23/DF:24.56/O:50/Z	
		MT/AT		11.92 - , engine G4EK	20637	Joint Kit	R		ws		27	A:25/F:25/DF:25.84/O:50/Z	
		MT/AT		- 11.92, engine G4EK	26042	Boot Kit			ws				L:93/Ø1=21/Ø2=74
		MT/AT		11.92 - , engine G4EK	23082	Boot Kit	L		ws				L:93/Ø1=21/Ø2=74
		MT/AT		11.92 - , engine G4EK	21137	Boot Kit	R		ws				L:89/Ø1=24/Ø2=85
1.5 i Turbo (85 kW)	04.91 - 05.96	MT/AT		- 11.92, engine G4EK-TC	21381	Joint Kit			ws		27	A:25/F:22/DF:22.65/O:50/Z	
		MT/AT		11.92 - , engine G4EK-TC	21382	Joint Kit	L		ws		27	A:25/F:23/DF:24.56/O:50/Z	
		MT/AT		11.92 - , engine G4EK-TC	20637	Joint Kit	R		ws		27	A:25/F:25/DF:25.84/O:50/Z	
		MT/AT		engine G4EK-TC	23075	Boot Kit				gs			L:89/Ø1=21/Ø2=72
		MT/AT		- 11.92, engine G4EK-TC	26042	Boot Kit			ws				L:93/Ø1=21/Ø2=74
		MT/AT		11.92 - , engine G4EK-TC	23082	Boot Kit	L		ws				L:93/Ø1=21/Ø2=74
MT/AT		engine G4EK-TC	21137	Boot Kit	R		ws				L:89/Ø1=24/Ø2=85		
SONATA I (Y-2)													
1.8 (70 kW)	09.88 - 10.93	MT			23957	Joint Kit	L		ws			A:25/F:23/O:50	
		AT			23957	Joint Kit			ws			A:25/F:23/O:50	
2.0 (74 kW)	09.88 - 08.91	MT			23957	Joint Kit	L		ws			A:25/F:23/O:50	
		AT			23957	Joint Kit			ws			A:25/F:23/O:50	
I30													
1.4 (77/80 kW)	10.07 -	MT5	x		24731	Joint Kit			ws		27	A:27/F:22/DF:22.64/O:60/Z/ABS:46	
		MT5		TPE boot	24732	Boot Kit			ws			L:104.9/Ø1=23.5/Ø2=79.3	
		MT5			24737	Boot Kit				gs			L:89/Ø1=20.5/Ø2=64.2
1.6 (85/90/93 kW)	10.07 -	MT5	x		24731	Joint Kit			ws		27	A:27/F:22/DF:22.64/O:60/Z/ABS:46	
		MT5		TPE boot	24732	Boot Kit			ws			L:104.9/Ø1=23.5/Ø2=79.3	
		MT5			24737	Boot Kit				gs			L:89/Ø1=20.5/Ø2=64.2
2.0 (105 kW)	10.07 -	MT5/AT4	x		24733	Joint Kit			ws		27	A:27/F:23/DF:23.73/O:60/Z/ABS:46	
		MT5/AT4		TPE boot	24734	Boot Kit			ws			L:108/Ø1=24.65/Ø2=82.2	
		MT5/AT4			24738	Boot Kit				gs			L:91/Ø1=21.35/Ø2=67.3
1.6 CRDi (66/85 kW)	10.07 -	MT5	x		24735	Joint Kit			ws		27	A:27/F:26/DF:26.9/O:60/Z/ABS:46	
		MT5		TPE boot	24736	Boot Kit			ws			L:109.3/Ø1=27.5/Ø2=91	
		MT5			24739	Boot Kit				gs			L:91.3/Ø1=28.5/Ø2=75.5
2.0 CRDi (103 kW)	10.07 -	MT6	x		24735	Joint Kit			ws		27	A:27/F:26/DF:26.9/O:60/Z/ABS:46	
		MT6		TPE boot	24736	Boot Kit			ws			L:109.3/Ø1=27.5/Ø2=91	



		MT6			24739	Boot Kit				gs		L:91.3/Ø1=28.5/Ø2=75.5
--	--	-----	--	--	-------	----------	--	--	--	----	--	------------------------

## INNOCENTI

## INNOCENTI

MINI													
0.6 (24 kW)	01.87 - 12.91	MT			21358	Joint				ws		34	A:20/F:20/O:43/Z
0.7 (23 kW)	01.84 - 01.95	MT			21358	Joint				ws		34	A:20/F:20/O:43/Z
1.0 (27 kW)	10.85 - 10.91	MT/AT			21358	Joint				ws		34	A:20/F:20/O:43/Z
1.0 (38 kW)	02.82 - 06.83	MT			21358	Joint				ws		34	A:20/F:20/O:43/Z

## ISUZU

## ISUZU

GEMINI (JT)												
1.5 (52 kW)	02.88 - 12.90	MT/AT		engine 4XC1U	23201	Joint Kit	L	F	ws		27	A:22/F:22/O:50/Z
		MT/AT		engine 4XC1U	26273	Boot Kit	L	F	ws			L:86/Ø1=23/Ø2=74
		MT/AT		engine 4XC1U	25523	Boot Kit	R	F	ws			L:88/Ø1=20/Ø2=71
1.5 D (37 kW)	02.88 - 12.90	MT/AT		engine 4EC1	23201	Joint Kit	L	F	ws		27	A:22/F:22/O:50/Z
		MT/AT		engine 4EC1	26273	Boot Kit	L	F	ws			L:86/Ø1=23/Ø2=74
		MT/AT		engine 4EC1	25523	Boot Kit	R	F	ws			L:88/Ø1=20/Ø2=71
1.6 GTI 16V (84 kW)	08.88 - 12.90	MT/AT		engine 4XE1	23201	Joint Kit	L	F	ws		27	A:22/F:22/O:50/Z
		MT/AT		engine 4XE1	26273	Boot Kit	L	F	ws			L:86/Ø1=23/Ø2=74
		MT/AT		engine 4XE1	25523	Boot Kit	R	F	ws			L:88/Ø1=20/Ø2=71
PICK-UP (KBS)												
2.0	01.84 - 12.86	MT		engine G200Z	21484	Joint Kit		F	ws		27	A:24/F:23/DF:24.56/O:48/Z
		MT		engine G200Z	26276	Boot Kit		F	ws			L:81/Ø1=17/Ø2=70
2.2 D	01.83 - 12.87	MT		engine C223	21484	Joint Kit		F	ws		27	A:24/F:23/DF:24.56/O:48/Z
		MT		engine C223	26276	Boot Kit		F	ws			L:81/Ø1=17/Ø2=70
TROOPER (UBS)												
2.0 (UBS13)	01.83 - 12.86	MT		engine G200Z	21484	Joint Kit		F	ws		27	A:24/F:23/DF:24.56/O:48/Z
		MT		engine G200Z	26276	Boot Kit		F	ws			L:81/Ø1=17/Ø2=70
2.2 (UBS13) (58 kW)	01.83 - 12.85	MT			21484	Joint Kit		F	ws		27	A:24/F:23/DF:24.56/O:48/Z
		MT			26276	Boot Kit		F	ws			L:81/Ø1=17/Ø2=70
2.2 D (UBS52) (45 kW)	01.83 - 12.83	MT			21484	Joint Kit		F	ws		27	A:24/F:23/DF:24.56/O:48/Z
		MT			26276	Boot Kit		F	ws			L:81/Ø1=17/Ø2=70
2.2 TD (UBS52) (53 kW)	03.84 - 12.91	MT		engine C223T	21484	Joint Kit		F	ws		27	A:24/F:23/DF:24.56/O:48/Z
		MT		engine C223T	26276	Boot Kit		F	ws			L:81/Ø1=17/Ø2=70
2.3 (UBS16) (66 kW)	11.85 - 12.91	MT		engine 4ZD1	21484	Joint Kit		F	ws		27	A:24/F:23/DF:24.56/O:48/Z
		MT		engine 4ZD1	26276	Boot Kit		F	ws			L:81/Ø1=17/Ø2=70
2.6 i (UBS17) (85 kW)	10.87 - 12.91	MT/AT		engine 4ZE1	21483	Joint Kit		F	ws		27	A:17/F:26/O:53/Z
		MT		engine 4ZE1	24221	Joint Kit	L	F		gs	31	D:17/G:26
		MT		engine 4ZE1	24220	Joint Kit	R	F		gs	31	D:17/G:26
		MT/AT		engine 4ZE1	25516	Boot Kit		F	ws			L:108/Ø1=28/Ø2=90
2.8 TD (UBS55) (71 kW)	10.87 - 12.91	MT		engine 4ZE1	26004	Boot Kit		F		gs		L:99/Ø1=28/Ø2=87
		MT/AT		engine 4JB1T	21483	Joint Kit		F	ws		27	A:17/F:26/O:53/Z
		MT		engine 4JB1T	24221	Joint Kit	L	F		gs	31	D:17/G:26
		MT		engine 4JB1T	24220	Joint Kit	R	F		gs	31	D:17/G:26
2.8 TD (UBS55) (78 kW)	10.88 - 12.91	MT/AT		engine 4JB1T	25516	Boot Kit		F	ws			L:108/Ø1=28/Ø2=90
		MT		engine 4JB1T	26004	Boot Kit		F		gs		L:99/Ø1=28/Ø2=87
		MT/AT		engine 4JB1TC	21483	Joint Kit		F	ws		27	A:17/F:26/O:53/Z
		MT		engine 4JB1TC	24221	Joint Kit	L	F		gs	31	D:17/G:26

		Transm.	with ABS Ring		Part-No.	Description	L	F	Wheel Side	Gear Box Side	Pic. No.	Technical Specification  Further details on page I
		MT Manual AT Autom.					Left R Right	Front R Rear				

( ISUZU )

( ISUZU )

TROOPER (UBS)												
2.8 TD (UBS55) (78 kW)	10.88 - 12.91	MT		engine 4JB1TC	24220	Joint Kit	R	F		gs	31	D:17/G:26
		MT/AT		engine 4JB1TC	25516	Boot Kit		F	ws			L:108/Ø1=28/Ø2=90
		MT		engine 4JB1TC	26004	Boot Kit		F		gs		L:99/Ø1=28/Ø2=87

KIA

KIA

CARENS I (FC)												
1.8 (81 kW)	11.00 - 07.02	MT/AT			22345	Boot Kit			ws			L:101.5/Ø1=22/Ø2=84
		MT/AT			23264	Boot Kit				gs		L:92/Ø1=22/Ø2=75
CARNIVAL (UP)												
2.5 V6 (121 kW)	08.99 - 10.01	MT			23222	Boot Kit				gs		L:107/Ø1=27/Ø2=90
2.9 TD (93 kW)	08.99 - 10.01	MT			23222	Boot Kit				gs		L:107/Ø1=27/Ø2=90
CEE'D												
1.4 (80 kW)	12.06 -	MT5	x		24731	Joint Kit			ws		27	A:27/F:22/DF:22.64/O:60/Z/ABS:46
		MT5		TPE boot	24732	Boot Kit			ws			L:104.9/Ø1=23.5/Ø2=79.3
		MT5			24737	Boot Kit				gs		L:89/Ø1=20.5/Ø2=64.2
1.6 (90/93 kW)	12.06 -	MT5	x		24731	Joint Kit			ws		27	A:27/F:22/DF:22.64/O:60/Z/ABS:46
		MT5		TPE boot	24732	Boot Kit			ws			L:104.9/Ø1=23.5/Ø2=79.3
		MT5			24737	Boot Kit				gs		L:89/Ø1=20.5/Ø2=64.2
2.0 (105 kW)	12.06 -	MT5/AT4	x		24733	Joint Kit			ws		27	A:27/F:23/DF:23.73/O:60/Z/ABS:46
		MT5/AT4		TPE boot	24734	Boot Kit			ws			L:108/Ø1=24.65/Ø2=82.2
		MT5/AT4			24738	Boot Kit				gs		L:91/Ø1=21.35/Ø2=67.3
1.6 CRDi 90/115 (66/85 kW)	12.06 -	MT5	x		24735	Joint Kit			ws		27	A:27/F:26/DF:26.9/O:60/Z/ABS:46
		MT5		TPE boot	24736	Boot Kit			ws			L:109.3/Ø1=27.5/Ø2=91
		MT5			24739	Boot Kit				gs		L:91.3/Ø1=28.5/Ø2=75.5
2.0 CRDi (103 kW)	09.07 -	MT6	x		24735	Joint Kit			ws		27	A:27/F:26/DF:26.9/O:60/Z/ABS:46
		MT6		TPE boot	24736	Boot Kit			ws			L:109.3/Ø1=27.5/Ø2=91
		MT6			24739	Boot Kit				gs		L:91.3/Ø1=28.5/Ø2=75.5
CLARUS (K9A,GC)												
1.8 i 16V (85 kW)	07.96 -	MT		engine T8	21166	Joint Kit			ws		27	A:28/F:24/DF:22.66/O:56/Z
		MT		engine T8	21167	Boot Kit			ws			
2.0 i 16V (98 kW)	07.96 -	MT		engine FE	21166	Joint Kit			ws		27	A:28/F:24/DF:22.66/O:56/Z
		MT		engine FE	21167	Boot Kit			ws			
JOICE												
2.0 (102 kW)	02.00 -	MT			22346	Boot Kit			ws			L:99/Ø1=25/Ø2=84
PRIDE (DA)												
1.1 (DA)	01.89 -	MT		engine B3	26164	Boot Kit				gs		L:87/Ø1=19/Ø2=65
1.1 (DA)	01.91 -	MT		engine B3	24048	Joint Kit			ws		27	A:24/F:20/DF:20.55/O:52/Z
		MT		engine B3	26278	Boot Kit			ws			L:84/Ø1=18/Ø2=64

1.1 i (38 kW)	01.91 -	MT	engine B1	20636	Joint Kit		ws		27	A:24/F:19/DF:209/0:52/Z
		MT	engine B1, Iran Prod	21002	Joint Kit		ws		27	A:24/F:19/DF:209/0:52/Z
		MT	engine B1	26278	Boot Kit		ws			L:84/Ø1=18/Ø2=64
		MT	engine B1, Iran Prod	21001	Boot Kit		ws			L:83/Ø1=17/Ø2=66
1.3 (DA)	12.89 -	MT	engine B3	26164	Boot Kit			gs		L:87/Ø1=19/Ø2=65
1.3 (DA)	01.91 -	MT	engine B3	24048	Joint Kit		ws		27	A:24/F:20/DF:20.55/0:52/Z
		MT	engine B3	26278	Boot Kit		ws			L:84/Ø1=18/Ø2=64
		MT	engine B3, Iran Prod	21001	Boot Kit		ws			L:83/Ø1=17/Ø2=66
1.3 16V (44 kW)	01.90 -	MT	engine B3	20636	Joint Kit		ws		27	A:24/F:19/DF:209/0:52/Z
		MT	engine B3, Iran Prod	21002	Joint Kit		ws		27	A:24/F:19/DF:209/0:52/Z
		MT	engine B3	26278	Boot Kit		ws			L:84/Ø1=18/Ø2=64
		MT	engine B3, Iran Prod	21001	Boot Kit		ws			L:83/Ø1=17/Ø2=66
1.3 16V (47 kW)	10.96 -	MT	engine B3	20636	Joint Kit		ws		27	A:24/F:19/DF:209/0:52/Z
		MT	engine B3, Iran Prod	21002	Joint Kit		ws		27	A:24/F:19/DF:209/0:52/Z
		MT	engine B3	22965	Joint Kit		ws			A:24/F:21/0:52/X
		MT	engine B3	26278	Boot Kit		ws			L:84/Ø1=18/Ø2=64
		MT	engine B3, Iran Prod	21001	Boot Kit		ws			L:83/Ø1=17/Ø2=66
		MT	engine B3	25524	Boot Kit		ws			L:93/Ø1=21/Ø2=74
1.3 16V (53 kW)	01.90 -	MT	12.95 - , engine B3	20636	Joint Kit		ws		27	A:24/F:19/DF:209/0:52/Z
		MT	12.95 - , engine B3, Iran Prod	21002	Joint Kit		ws		27	A:24/F:19/DF:209/0:52/Z
		MT	12.95 - , engine B3	22965	Joint Kit		ws			A:24/F:21/0:52/X
		MT	12.95 - , engine B3	26278	Boot Kit		ws			L:84/Ø1=18/Ø2=64
		MT	12.95 - , engine B3, Iran Prod	21001	Boot Kit		ws			L:83/Ø1=17/Ø2=66
1.3 i (51 kW)	01.90 -	MT		20636	Joint Kit		ws		27	A:24/F:19/DF:209/0:52/Z
		MT		21002	Joint Kit		ws		27	A:24/F:19/DF:209/0:52/Z
		MT		26278	Boot Kit		ws			L:84/Ø1=18/Ø2=64
		MT		21001	Boot Kit		ws			L:83/Ø1=17/Ø2=66
<b>PRIDE STATION WAGON</b>										
1.3 (47 kW)	08.99 -	MT		22149	Boot Kit		ws			L:86/Ø1=23/Ø2=73
		MT		23209	Boot Kit			gs		L:84/Ø1=21/Ø2=64
<b>RETONA</b>										
2.0 16V (94 kW)	05.00 -	MT		22345	Boot Kit		ws			L:101.5/Ø1=22/Ø2=84
		MT		23214	Boot Kit			gs		L:91/Ø1=26/Ø2=78
2.0 TD (61 kW)	06.99 -	MT	TPE boot	23140	Boot Kit		ws			L:111/Ø1=25/Ø2=82
		MT		23214	Boot Kit			gs		L:91/Ø1=26/Ø2=78
<b>SEPHIA (FA)</b>										
1.5 i 16V (59 kW)	02.96 - 10.97	MT	engine B5	24049	Joint Kit		ws		27	A:26/F:22/DF:22.66/0:56/Z
		MT	engine B5	25524	Boot Kit		ws			L:93/Ø1=21/Ø2=74
1.6 i (59 kW)	09.93 - 10.97	MT	engine B6	24049	Joint Kit		ws		27	A:26/F:22/DF:22.66/0:56/Z
		MT	engine B6	25524	Boot Kit		ws			L:93/Ø1=21/Ø2=74
1.8 i 16V (82 kW)	01.95 - 10.97	MT	08.96 -	24049	Joint Kit		ws		27	A:26/F:22/DF:22.66/0:56/Z
		MT	- 08.96	26196	Boot Kit		ws			L:94/Ø1=23/Ø2=79
		MT	08.96 -	25524	Boot Kit		ws			L:93/Ø1=21/Ø2=74
<b>SHUMA I (FB)</b>										
1.5 i 16V (65 kW)	10.97 - 08.04	MT		24049	Joint Kit		ws		27	A:26/F:22/DF:22.66/0:56/Z
		MT		25524	Boot Kit		ws			L:93/Ø1=21/Ø2=74
1.8 i 16V (81 kW)	10.97 - 08.04	MT		22345	Boot Kit		ws			L:101.5/Ø1=22/Ø2=84
		MT		23252	Boot Kit			gs		L:92/Ø1=22/Ø2=75

		Transm.	with ABS Ring		Part-No.	Description	L	F	Wheel Side	Gear Box Side	Pic. No.	Technical Specification  Further details on page I
		MT Manual AT Autom.					Left R Right	Front R Rear				

## LADA

## LADA

110												
1.5 / 1.5 16V (54/57/70 kW)	01.95 -	MT			20817	Joint Kit			ws		27	A:22/F:22/DF:22.65/O:50/X
		MT			26057	Boot Kit			ws			L:84/Ø1=20/Ø2=76
2.0 i (110 kW)	08.96 -	MT			20817	Joint Kit			ws		27	A:22/F:22/DF:22.65/O:50/X
		MT			26057	Boot Kit			ws			L:84/Ø1=20/Ø2=76
Wankel (88 kW)	06.97 -	MT			20817	Joint Kit			ws		27	A:22/F:22/DF:22.65/O:50/X
		MT			26057	Boot Kit			ws			L:84/Ø1=20/Ø2=76
NIVA (2121)												
1600 (54 kW)	01.87 - 03.95	MT			20698	Joint Kit			ws		27	A:22/F:22/DF:22.65/X
		MT			26060	Boot Kit			ws			L:126/Ø1=18/Ø2=82
1600 (56 kW)	12.76 - 12.87	MT			20698	Joint Kit			ws		27	A:22/F:22/DF:22.65/X
		MT			26060	Boot Kit			ws			L:126/Ø1=18/Ø2=82
SAMARA / FORMA (2108,2109,21099)												
1100 (39 kW)	02.88 - 12.94	MT			20815	Driveshaft	L				13	L:618/A:22/D:24
		MT			20816	Driveshaft	R				13	L:867/A:22/D:24
		MT			20817	Joint Kit			ws		27	A:22/F:22/DF:22.65/O:50/X
		MT			20819	Joint Kit				gs	31	D:24
		MT			26057	Boot Kit			ws			L:84/Ø1=20/Ø2=76
		MT			26059	Boot Kit				gs		L:93/Ø1=21/Ø2=74
1300 (45/46 kW)	01.88 -	MT			20815	Driveshaft	L				13	L:618/A:22/D:24
		MT			20816	Driveshaft	R				13	L:867/A:22/D:24
		MT			20817	Joint Kit			ws		27	A:22/F:22/DF:22.65/O:50/X
		MT			20819	Joint Kit				gs	31	D:24
		MT			26057	Boot Kit			ws			L:84/Ø1=20/Ø2=76
		MT			26059	Boot Kit				gs		L:93/Ø1=21/Ø2=74
1300 (48 kW)	01.86 - 07.97	MT			20815	Driveshaft	L				13	L:618/A:22/D:24
		MT			20816	Driveshaft	R				13	L:867/A:22/D:24
		MT			20817	Joint Kit			ws		27	A:22/F:22/DF:22.65/O:50/X
		MT			20819	Joint Kit				gs	31	D:24
		MT			26057	Boot Kit			ws			L:84/Ø1=20/Ø2=76
		MT			26059	Boot Kit				gs		L:93/Ø1=21/Ø2=74
1500 (50 kW)	07.91 -	MT			20815	Driveshaft	L				13	L:618/A:22/D:24
		MT			20816	Driveshaft	R				13	L:867/A:22/D:24
		MT			20817	Joint Kit			ws		27	A:22/F:22/DF:22.65/O:50/X
		MT			20819	Joint Kit				gs	31	D:24
		MT			26057	Boot Kit			ws			L:84/Ø1=20/Ø2=76
		MT			26059	Boot Kit				gs		L:93/Ø1=21/Ø2=74
1500 (52 kW)	02.95 -	MT			20815	Driveshaft	L				13	L:618/A:22/D:24
		MT			20816	Driveshaft	R				13	L:867/A:22/D:24
		MT			20817	Joint Kit			ws		27	A:22/F:22/DF:22.65/O:50/X
		MT			20819	Joint Kit				gs	31	D:24

		MT			26057	Boot Kit			ws			L:84/Ø1=20/Ø2=76
		MT			26059	Boot Kit				gs		L:93/Ø1=21/Ø2=74
1500 (53 kW)	01.88 -	MT			20815	Driveshaft	L				13	L:618/A:22/D:24
		MT			20816	Driveshaft	R				13	L:867/A:22/D:24
		MT			20817	Joint Kit			ws		27	A:22/F:22/DF:22.65/O:50/X
		MT			20819	Joint Kit				gs	31	D:24
		MT			26057	Boot Kit			ws			L:84/Ø1=20/Ø2=76
		MT			26059	Boot Kit				gs		L:93/Ø1=21/Ø2=74

## LANCIA

## LANCIA

BETA												
1300 (61 kW)	04.76 - 07.82	MT			21311	Joint Kit				gs	29	G:25/Ø Joint:100
		MT			21307	Joint			ws		34	A:25/F:25
		MT			26063	Boot Kit				gs		L:88/Ø1=25/Ø2=61
1300 (62 kW)	12.81 - 12.84	MT			21311	Joint Kit				gs	29	G:25/Ø Joint:100
		MT			21307	Joint			ws		34	A:25/F:25
		MT			26063	Boot Kit				gs		L:88/Ø1=25/Ø2=61
1600 (74 kW)	08.73 - 12.84	MT			21311	Joint Kit				gs	29	G:25/Ø Joint:100
		MT			21307	Joint			ws		34	A:25/F:25
		MT			26063	Boot Kit				gs		L:88/Ø1=25/Ø2=61
1800 (81 kW)	08.73 - 07.76	MT			21311	Joint Kit				gs	29	G:25/Ø Joint:100
		MT			21307	Joint			ws		34	A:25/F:25
		MT			26063	Boot Kit				gs		L:88/Ø1=25/Ø2=61
2000 (85/88 kW)	04.76 - 12.84	MT			21311	Joint Kit				gs	29	G:25/Ø Joint:100
		MT			21307	Joint			ws		34	A:25/F:25
		MT			26063	Boot Kit				gs		L:88/Ø1=25/Ø2=61
2000 i.e. (90 kW)	12.81 - 12.84	MT			21311	Joint Kit				gs	29	G:25/Ø Joint:100
		MT			21307	Joint			ws		34	A:25/F:25
		MT			26063	Boot Kit				gs		L:88/Ø1=25/Ø2=61
BETA H.P.E.												
1600 (74 kW)	08.80 - 09.84	MT			21311	Joint Kit				gs	29	G:25/Ø Joint:100
		MT			21307	Joint			ws		34	A:25/F:25
		MT			26063	Boot Kit				gs		L:88/Ø1=25/Ø2=61
2000 (85 kW)	04.79 - 09.84	MT			21307	Joint			ws		34	A:25/F:25
2000 (88 kW)	05.76 - 05.78	MT			21290	Joint Kit				ws	27	A:25/F:25
		MT			21327	Joint Kit				gs	29	G:25
		MT			26105	Boot Kit			ws			L:89/Ø1=24/Ø2=85
		MT			26063	Boot Kit				gs		L:88/Ø1=25/Ø2=61
2000 i.e. (90 kW)	05.81 - 09.84	MT			21311	Joint Kit				gs	29	G:25/Ø Joint:100
		MT			21307	Joint			ws		34	A:25/F:25
		MT			26063	Boot Kit				gs		L:88/Ø1=25/Ø2=61
BETA SPIDER												
1600 (74 kW)	05.76 - 08.82	MT			21311	Joint Kit				gs	29	G:25/Ø Joint:100
		MT			21307	Joint			ws		34	A:25/F:25
		MT			26063	Boot Kit				gs		L:88/Ø1=25/Ø2=61
2000 (85 kW)	04.79 - 10.86	MT			21311	Joint Kit				gs	29	G:25/Ø Joint:100
		MT			21307	Joint			ws		34	A:25/F:25
		MT			26063	Boot Kit				gs		L:88/Ø1=25/Ø2=61
2000 (88 kW)	05.76 - 11.79	MT			21311	Joint Kit				gs	29	G:25/Ø Joint:100

		Transm.	with ABS Ring		Part-No.	Description	L Left R Right	F Front R Rear	Wheel Side	Gear Box Side	Pic. No.	Technical Specification  Further details on page I
		MT Manual AT Autom.										

( LANCIA )

( LANCIA )

BETA SPIDER												
2000 (88 kW)	05.76 - 11.79	MT			21307	Joint			ws		34	A:25/F:25
		MT			26063	Boot Kit				gs		L:88/Ø1=25/Ø2=61
DEDRA												
1.6 i.e. (57/66 kW)	08.89 - 06.94	MT			20526	Joint			ws		34	A:22/F:20/Z
		MT			21273	Tripod		F			42	G:20/Ø Tripodroller:32
1.6 i.e. (55 kW)	04.93 - 07.99	MT	x	07.94 -	21329	Joint Kit			ws		27	A:22/F:20/O:46/Z
		MT		07.94 -	21231	Joint Kit			ws		27	A:22/F:20/O:46/Z/ABS:44
		MT		- 06.94	20526	Joint			ws		34	A:22/F:20/Z
		MT		07.94 -, TPE boot	26188	Boot Kit			ws			L:89/Ø1=22/Ø2=77
1.6 LE (66 kW)	07.94 - 07.99	MT			21329	Joint Kit			ws		27	A:22/F:20/O:46/Z
		MT	x		21231	Joint Kit			ws		27	A:22/F:20/O:46/Z/ABS:44
		MT		TPE boot	26188	Boot Kit			ws			L:89/Ø1=22/Ø2=77
1.8 16V LE (83 kW)	03.96 - 07.99	MT			21232	Joint Kit			ws		27	A:25/F:25/O:52/X
		MT	x		21233	Joint Kit			ws		27	A:25/F:25/O:52/X/ABS:44
		MT			26189	Boot Kit			ws			L:99/Ø1=23/Ø2=83
1.8 i.e. (66/77 kW)	09.89 - 07.99	MT		06.94 -	21232	Joint Kit			ws		27	A:25/F:25/O:52/X
		MT	x	- 06.94	21238	Joint Kit			ws		27	A:25/F:25/O:52/ABS:44
		MT	x	07.94 -	21233	Joint Kit			ws		27	A:25/F:25/O:52/X/ABS:44
		MT		- 06.94	21311	Joint Kit				gs	29	G:25/Ø Joint:100
		MT		- 06.94	20527	Joint			ws		34	A:25/F:25/O:52/X
		MT		06.94 -	26189	Boot Kit			ws			L:99/Ø1=23/Ø2=83
		MT		- 06.94, ABS	26206	Boot Kit			ws			L:99/Ø1=23/Ø2=83
		MT		- 06.94	26063	Boot Kit				gs		L:88/Ø1=25/Ø2=61
1.8 i.e. (80 kW)	09.89 - 06.94	MT	x		21238	Joint Kit			ws		27	A:25/F:25/O:52/ABS:44
		MT			21311	Joint Kit				gs	29	G:25/Ø Joint:100
		MT			20527	Joint			ws		34	A:25/F:25/O:52/X
		MT			26206	Boot Kit			ws			L:99/Ø1=23/Ø2=83
		MT			26063	Boot Kit				gs		L:88/Ø1=25/Ø2=61
1.8 i.e. (74 kW)	07.94 - 07.99	MT			21232	Joint Kit			ws		27	A:25/F:25/O:52/X
		MT	x		21233	Joint Kit			ws		27	A:25/F:25/O:52/X/ABS:44
		MT			26189	Boot Kit			ws			L:99/Ø1=23/Ø2=83
1.9 TDS (66 kW)	04.89 - 07.99	MT	x		21238	Joint Kit			ws		27	A:25/F:25/O:52/ABS:44
		MT			21311	Joint Kit				gs	29	G:25/Ø Joint:100
		MT			20527	Joint			ws		34	A:25/F:25/O:52/X
		MT		ABS	26206	Boot Kit			ws			L:99/Ø1=23/Ø2=83
		MT			26063	Boot Kit				gs		L:88/Ø1=25/Ø2=61
2.0 16V (102 kW)	07.94 - 07.99	MT			21232	Joint Kit			ws		27	A:25/F:25/O:52/X
		MT	x		21233	Joint Kit			ws		27	A:25/F:25/O:52/X/ABS:44
		MT			26189	Boot Kit			ws			L:99/Ø1=23/Ø2=83
2.0 i.e. (83 kW)	09.89 - 07.99	MT		- 06.94	21239	Joint Kit			ws		27	A:25/F:25/O:52/X
		MT		07.94 -	21232	Joint Kit			ws		27	A:25/F:25/O:52/X

		MT	x		<b>21233</b>	Joint Kit			ws		27	A:25/F:25/O:52/X/ABS:44
		MT		- 06.94	<b>21311</b>	Joint Kit				gs	29	G:25/Ø Joint:100
		MT		ABS	<b>21311</b>	Joint Kit				gs	29	G:25/Ø Joint:100
		MT		- 06.94	<b>26206</b>	Boot Kit			ws			L:99/Ø1=23/Ø2=83
		MT		07.94 -	<b>26189</b>	Boot Kit			ws			L:99/Ø1=23/Ø2=83
		MT		ABS	<b>26189</b>	Boot Kit			ws			L:99/Ø1=23/Ø2=83
		MT		- 04.94	<b>26063</b>	Boot Kit				gs		L:88/Ø1=25/Ø2=61
		MT		ABS	<b>26063</b>	Boot Kit				gs		L:88/Ø1=25/Ø2=61
2.0 i.e. (86 kW)	09.89 - 07.92	MT			<b>21239</b>	Joint Kit			ws		27	A:25/F:25/O:52/X
		MT	x		<b>21233</b>	Joint Kit			ws		27	A:25/F:25/O:52/X/ABS:44
		MT			<b>21311</b>	Joint Kit				gs	29	G:25/Ø Joint:100
		MT			<b>26206</b>	Boot Kit			ws			L:99/Ø1=23/Ø2=83
		MT		ABS	<b>26189</b>	Boot Kit			ws			L:99/Ø1=23/Ø2=83
		MT			<b>26063</b>	Boot Kit				gs		L:88/Ø1=25/Ø2=61
<b>DEDRA SW</b>												
1.6 (66 kW)	10.94 - 07.99	MT			<b>21232</b>	Joint Kit			ws		27	A:25/F:25/O:52/X
		MT	x		<b>21233</b>	Joint Kit			ws		27	A:25/F:25/O:52/X/ABS:44
		MT			<b>26189</b>	Boot Kit			ws			L:99/Ø1=23/Ø2=83
1.8 16V LE (83 kW)	03.96 - 07.99	MT			<b>21232</b>	Joint Kit			ws		27	A:25/F:25/O:52/X
		MT	x		<b>21233</b>	Joint Kit			ws		27	A:25/F:25/O:52/X/ABS:44
		MT			<b>26189</b>	Boot Kit			ws			L:99/Ø1=23/Ø2=83
1.8 i.e. (74 kW)	07.94 - 07.99	MT			<b>21232</b>	Joint Kit			ws		27	A:25/F:25/O:52/X
		MT	x		<b>21233</b>	Joint Kit			ws		27	A:25/F:25/O:52/X/ABS:44
		MT			<b>26189</b>	Boot Kit			ws			L:99/Ø1=23/Ø2=83
2.0 16V (102 kW)	07.94 - 07.99	MT			<b>21232</b>	Joint Kit			ws		27	A:25/F:25/O:52/X
		MT	x		<b>21233</b>	Joint Kit			ws		27	A:25/F:25/O:52/X/ABS:44
		MT			<b>26189</b>	Boot Kit			ws			L:99/Ø1=23/Ø2=83
2.0 Integrale (102 kW)	07.94 - 07.99	MT			<b>21232</b>	Joint Kit		F	ws		27	A:25/F:25/O:52/X
		MT	x		<b>21233</b>	Joint Kit		F	ws		27	A:25/F:25/O:52/X/ABS:44
		MT			<b>26189</b>	Boot Kit		F	ws			L:99/Ø1=23/Ø2=83
<b>DELTA I</b>												
1.3 (55 kW)	09.79 - 08.92	MT			<b>21252</b>	Joint Kit			ws		27	A:22/F:20/O:48/Z
		MT		01.82 -	<b>21273</b>	Tripod				gs	42	G:20/Ø Tripodroller:32
		MT		01.82 -	<b>21276</b>	Tripod				gs	42	G:20/Ø Tripodroller:28
		MT			<b>26001</b>	Boot Kit			ws			L:83/Ø1=21/Ø2=70
		MT		Ch.-No. - 235562	<b>21251</b>	Boot Kit				gs		L:84/Ø1=25/Ø2=64
1.3 (58 kW)	09.83 - 08.92	MT			<b>21252</b>	Joint Kit			ws		27	A:22/F:20/O:48/Z
		MT			<b>21273</b>	Tripod				gs	42	G:20/Ø Tripodroller:32
		MT			<b>21276</b>	Tripod				gs	42	G:20/Ø Tripodroller:28
		MT			<b>26001</b>	Boot Kit			ws			L:83/Ø1=21/Ø2=70
		MT		Ch.-No. - 235562	<b>21251</b>	Boot Kit				gs		L:84/Ø1=25/Ø2=64
1.5 (63 kW)	09.79 - 12.92	MT			<b>21258</b>	Joint Kit			ws		27	A:22/F:25/O:48/X
		MT			<b>21327</b>	Joint Kit				gs	29	G:25
		MT			<b>26052</b>	Boot Kit			ws			L:86/Ø1=22/Ø2=77
		MT			<b>26063</b>	Boot Kit				gs		L:88/Ø1=25/Ø2=61
1.6 GT (77 kW)	11.82 - 04.86	MT			<b>21258</b>	Joint Kit			ws		27	A:22/F:25/O:48/X
		MT			<b>21327</b>	Joint Kit				gs	29	G:25
		MT			<b>26052</b>	Boot Kit			ws			L:86/Ø1=22/Ø2=77
		MT			<b>26063</b>	Boot Kit				gs		L:88/Ø1=25/Ø2=61
1.6 GT i.e. (66 kW)	05.87 - 08.92	MT			<b>21258</b>	Joint Kit			ws		27	A:22/F:25/O:48/X

		Transm.	with ABS Ring		Part-No.	Description	L Left R Right	F Front R Rear	Wheel Side	Gear Box Side	Pic. No.	Technical Specification  Further details on page I
		MT Manual AT Autom.										




( LANCIA )

( LANCIA )

DELTA I												
1.6 GT i.e. (66 kW)	05.87 - 08.92	MT			21327	Joint Kit				gs	29	G:25
		MT			26052	Boot Kit			ws			L:86/Ø1=22/Ø2=77
		MT			26063	Boot Kit				gs		L:88/Ø1=25/Ø2=61
1.6 GT i.e. (80 kW)	08.86 - 08.88	MT			21258	Joint Kit			ws		27	A:22/F:25/O:48/X
		MT			21327	Joint Kit				gs	29	G:25
		MT			26052	Boot Kit			ws			L:86/Ø1=22/Ø2=77
		MT			26063	Boot Kit				gs		L:88/Ø1=25/Ø2=61
1.6 HF Turbo (96 kW)	10.83 - 12.86	MT	x		21228	Joint			ws		34	A:25/F:25/ABS:44
1.6 HF Turbo (97 kW)	04.87 - 03.89	MT	x		21228	Joint			ws		34	A:25/F:25/ABS:44
2.0 16V HF Evo Integrale (155 kW)	06.93 - 01.94	MT	x		21238	Joint Kit		F	ws		27	A:25/F:25/O:52/ABS:44
		MT			26206	Boot Kit		F	ws			L:99/Ø1=23/Ø2=83
2.0 16V HF Integrale (144 kW)	03.89 - 09.91	MT			26105	Boot Kit		F	ws			L:89/Ø1=24/Ø2=85
		MT			26063	Boot Kit		F		gs		L:88/Ø1=25/Ø2=61
2.0 HF Integrale (133 kW)	10.87 - 02.89	MT			26105	Boot Kit		F	ws			L:89/Ø1=24/Ø2=85
		MT			26063	Boot Kit		F		gs		L:88/Ø1=25/Ø2=61
2.0 HF Integrale (130 kW)	12.86 - 12.92	MT			26105	Boot Kit		F	ws			L:89/Ø1=24/Ø2=85
		MT			26063	Boot Kit		F		gs		L:88/Ø1=25/Ø2=61
DELTA II												
1.4 i.e. (51 kW)	10.94 - 08.99	MT			21329	Joint Kit			ws		27	A:22/F:20/O:46/Z
		MT	x		21231	Joint Kit			ws		27	A:22/F:20/O:46/Z/ABS:44
		MT		TPE boot	26188	Boot Kit			ws			L:89/Ø1=22/Ø2=77
1.6 i.e. (55 kW)	06.93 - 08.99	MT		- 12.95	21329	Joint Kit			ws		27	A:22/F:20/O:46/Z
		MT		02.96 -	21247	Joint Kit			ws		27	A:22/F:22/Z
		MT	x	- 12.95	21231	Joint Kit			ws		27	A:22/F:20/O:46/Z/ABS:44
		MT	x	02.96 -	21248	Joint Kit			ws		27	A:22/F:22/Z/ABS:44
		MT		TPE boot	26188	Boot Kit			ws			L:89/Ø1=22/Ø2=77
1.6 i.e. (66 kW)	03.96 - 08.99	MT			21232	Joint Kit			ws		27	A:25/F:25/O:52/X
		MT	x		21233	Joint Kit			ws		27	A:25/F:25/O:52/X/ABS:44
		MT			26189	Boot Kit			ws			L:99/Ø1=23/Ø2=83
1.8 i.e. (66/76 kW)	06.93 - 08.99	MT			21232	Joint Kit			ws		27	A:25/F:25/O:52/X
		MT	x		21233	Joint Kit			ws		27	A:25/F:25/O:52/X/ABS:44
		MT			26189	Boot Kit			ws			L:99/Ø1=23/Ø2=83
1.9 TD (66 kW)	10.94 - 08.99	MT			21232	Joint Kit			ws		27	A:25/F:25/O:52/X
		MT	x		21233	Joint Kit			ws		27	A:25/F:25/O:52/X/ABS:44
		MT			26189	Boot Kit			ws			L:99/Ø1=23/Ø2=83
2.0 16V (102 kW)	06.93 - 08.99	MT			21232	Joint Kit			ws		27	A:25/F:25/O:52/X
		MT	x		21233	Joint Kit			ws		27	A:25/F:25/O:52/X/ABS:44
		MT			26189	Boot Kit			ws			L:99/Ø1=23/Ø2=83
2.0 16V Turbo (137 kW)	06.93 - 08.99	MT			21232	Joint Kit			ws		27	A:25/F:25/O:52/X
		MT	x		21233	Joint Kit			ws		27	A:25/F:25/O:52/X/ABS:44
		MT			26189	Boot Kit			ws			L:99/Ø1=23/Ø2=83



<b>KAPPA / KAPPA SW</b>													
2.0 16V Turbo (151 kW)	02.95 - 10.01	MT	x		<b>21333</b>	Driveshaft	L/R				1	L:528/A:27/ABS:44	
		MT			<b>26258</b>	Boot Kit			gs			L:124/Ø1=24/Ø2=108/with cap	
2.0 20V (107 kW)	10.94 - 10.01	MT	x	engine 838A1.000	<b>21300</b>	Driveshaft	L/R				1	L:520/ABS:44	
		MT	x	engine 838A1.000	<b>21336</b>	Joint Kit		ws			27	A:27/F:25/O:59/ABS:44	
		MT			<b>23677</b>	Joint Kit				gs		29	G:25/Ø Joint:100
		MT		engine 838A1.000	<b>26088</b>	Boot Kit			ws				L:82/Ø1=24/Ø2=92
		MT			<b>23678</b>	Boot Kit				gs			L:81/Ø1=25/Ø2=58
2.0 20V (114 kW)	07.96 - 10.01	MT/AT	x	engine 838A6.000	<b>21300</b>	Driveshaft	L/R				1	L:520/ABS:44	
		MT/AT	x	Ch.-No. - 2084918, engine 838A6.000	<b>21336</b>	Joint Kit		ws			27	A:27/F:25/O:59/ABS:44	
		MT/AT			<b>23677</b>	Joint Kit				gs		29	G:25/Ø Joint:100
		MT/AT		Ch.-No. - 2084918, engine 838A6.000	<b>26088</b>	Boot Kit			ws				L:82/Ø1=24/Ø2=92
		MT/AT			<b>23678</b>	Boot Kit				gs			L:81/Ø1=25/Ø2=58
2.4 20V (129 kW)	08.94 - 10.01	MT	x		<b>21332</b>	Driveshaft	L/R				1	L:526.5/A:27/ABS:44	
2.4 T.DS (91 kW)	08.94 - 10.01	MT	x		<b>21332</b>	Driveshaft	L/R				1	L:526.5/A:27/ABS:44	
3.0 24V (150 kW)	08.94 - 10.01	MT	x		<b>21333</b>	Driveshaft	L				1	L:528/A:27/ABS:44	
		MT/AT	x		<b>21333</b>	Driveshaft	R				1	L:528/A:27/ABS:44	
		MT/AT			<b>26258</b>	Boot Kit			gs			L:124/Ø1=24/Ø2=108/with cap	
<b>LYBRA / LYBRA SW</b>													
1.6 16V (76 kW)	07.99 -	MT		TPE boot	<b>21148</b>	Joint Kit			ws		27	A:25/F:22/O:51/Z	
		MT		TPE boot	<b>20988</b>	Boot Kit			ws			L:81/Ø1=22/Ø2=81	
1.8 16V (96 kW)	07.99 -	MT		TPE boot	<b>21150</b>	Joint Kit			ws		27	A:25/F:25/O:51/Z	
		MT			<b>23677</b>	Joint Kit				gs	29	G:25/Ø Joint:100	
		MT		TPE boot	<b>20989</b>	Boot Kit			ws			L:100/Ø1=27/Ø2=86	
		MT			<b>23678</b>	Boot Kit				gs		L:81/Ø1=25/Ø2=58	
1.9 JTD (77 kW)	07.99 - 09.00	MT			<b>21154</b>	Joint Kit			ws		27	A:25/F:28/O:59/Z	
		MT			<b>23677</b>	Joint Kit				gs	29	G:25/Ø Joint:100	
		MT			<b>21143</b>	Boot Kit			ws			L:82/Ø1=24/Ø2=92	
		MT			<b>23678</b>	Boot Kit				gs		L:81/Ø1=25/Ø2=58	
2.0 20V (113 kW)	07.99 - 09.00	MT/AT		TPE boot	<b>21151</b>	Joint Kit			ws		27	A:25/F:25/O:59/Z	
		MT			<b>23677</b>	Joint Kit				gs	29	G:25/Ø Joint:100	
		MT/AT		TPE boot	<b>20989</b>	Boot Kit			ws			L:100/Ø1=27/Ø2=86	
		MT			<b>23678</b>	Boot Kit				gs		L:81/Ø1=25/Ø2=58	
2.0 20V (110 kW)	09.00 -	MT			<b>23677</b>	Joint Kit				gs	29	G:25/Ø Joint:100	
		MT			<b>23678</b>	Boot Kit				gs		L:81/Ø1=25/Ø2=58	
2.4 JTD (99 kW)	07.99 - 09.00	MT		TPE boot	<b>21153</b>	Joint Kit			ws		27	A:25/F:26/O:59/Z	
		MT		TPE boot	<b>21142</b>	Boot Kit			ws			L:98/Ø1=27/Ø2=90	
<b>MUSA</b>													
1.4 (70 kW)	10.04 -	MT		TPE boot	<b>21147</b>	Joint Kit			ws		27	A:22/F:21/O:51/Z	
		MT		TPE boot	<b>21140</b>	Boot Kit			ws			L:89/Ø1=22/Ø2=75	
1.3 D Multijet (51 kW)	10.04 -	MT			<b>24347</b>	Driveshaft	L				26	L:479.5/A:25	
		MT		09.05 - 07.06	<b>24348</b>	Driveshaft	R				26	L:494.5/A:25	
		MT		07.06 -	<b>24344</b>	Driveshaft	R				26	L:497/A:25	
		MT			<b>24295</b>	Joint Kit			ws			27	A:25/F:23/O:51/Z
		MT			<b>23677</b>	Joint Kit					gs	29	G:25/Ø Joint:100
		MT		TPE boot	<b>24296</b>	Boot Kit			ws				L:120.25/Ø1=24.5/Ø2=81.6
		MT			<b>23678</b>	Boot Kit				gs			L:81/Ø1=25/Ø2=58
1.3 D Multijet (66 kW)	06.06 -	MT			<b>24179</b>	Driveshaft	L				26	L:475/A:25/Ø Tripodroller:35	
		MT			<b>24178</b>	Driveshaft	R				26	L:491/A:25/Ø Tripodroller:35	
		MT			<b>24693</b>	Joint Kit			ws		27	A:25/F:24/DF:24.8/O:51/Z	

		Transm. MT Manual AT Autom.	with ABS Ring		Part-No.	Description	L Left R Right	F Front R Rear	Wheel Side	Gear Box Side	Pic. No.	Technical Specification  Further details on page I
---	---	---	---------------------	--	----------	-------------	-------------------------	-------------------------	---------------	---------------------	-------------	--

( LANCIA )

( LANCIA )

MUSA												
1.3 D Multijet (66 kW)	06.06 -	MT		TPE boot	22209	Boot Kit			ws			L:122/Ø1=24.65/Ø2=82.5
1.9 D Multijet (74 kW)	10.04 -	MT		TPE boot	24693	Joint Kit			ws		27	A:25/F:24/DF:24.8/O:51/Z
		MT		TPE boot	22209	Boot Kit			ws			L:122/Ø1=24.65/Ø2=82.5
PRISMA												
1.3 (58 kW)	01.83 - 02.92	MT			21252	Joint Kit			ws		27	A:22/F:20/O:48/Z
		AT			21258	Joint Kit			ws		27	A:22/F:25/O:48/X
		MT/AT			21273	Tripod				gs	42	G:20/Ø Tripodroller:32
		MT			26001	Boot Kit			ws			L:83/Ø1=21/Ø2=70
		AT			26052	Boot Kit			ws			L:86/Ø1=22/Ø2=77
1.5 (55 kW)	09.85 - 02.92	MT			21252	Joint Kit			ws		27	A:22/F:20/O:48/Z
		AT			21258	Joint Kit			ws		27	A:22/F:25/O:48/X
		MT/AT			21273	Tripod				gs	42	G:20/Ø Tripodroller:32
		MT			26001	Boot Kit			ws			L:83/Ø1=21/Ø2=70
		AT			26052	Boot Kit			ws			L:86/Ø1=22/Ø2=77
		MT/AT		- 09.87	26253	Boot Kit				gs		L:71/Ø1=22/Ø2=65
		MT/AT		03.86 - 09.87	26257	Boot Kit				gs		L:77/Ø1=21/Ø2=79
		MT/AT		10.87 -	26256	Boot Kit				gs		L:89/Ø1=32/Ø2=65
1.5 (59 kW)	08.86 - 02.92	MT			21252	Joint Kit			ws		27	A:22/F:20/O:48/Z
		AT			21258	Joint Kit			ws		27	A:22/F:25/O:48/X
		MT/AT			21273	Tripod				gs	42	G:20/Ø Tripodroller:32
		MT			26001	Boot Kit			ws			L:83/Ø1=21/Ø2=70
		AT			26052	Boot Kit			ws			L:86/Ø1=22/Ø2=77
		MT/AT		- 09.87	26253	Boot Kit				gs		L:71/Ø1=22/Ø2=65
		MT/AT		- 09.87	26257	Boot Kit				gs		L:77/Ø1=21/Ø2=79
		MT/AT		10.87 -	26256	Boot Kit				gs		L:89/Ø1=32/Ø2=65
1.5 (63 kW)	01.83 - 04.86	MT			21252	Joint Kit			ws		27	A:22/F:20/O:48/Z
		AT			21258	Joint Kit			ws		27	A:22/F:25/O:48/X
		MT/AT			21273	Tripod				gs	42	G:20/Ø Tripodroller:32
		MT			26001	Boot Kit			ws			L:83/Ø1=21/Ø2=70
		AT			26052	Boot Kit			ws			L:86/Ø1=22/Ø2=77
		MT/AT			26253	Boot Kit				gs		L:71/Ø1=22/Ø2=65
		MT/AT		03.85 -	26254	Boot Kit				gs		L:75/Ø1=22/Ø2=72
1.6 (73 kW)	08.86 - 02.92	MT			21258	Joint Kit			ws		27	A:22/F:25/O:48/X
		MT			21327	Joint Kit				gs	29	G:25
		MT			26052	Boot Kit			ws			L:86/Ø1=22/Ø2=77
		MT			26063	Boot Kit				gs		L:88/Ø1=25/Ø2=61
1.6 (77 kW)	12.82 - 04.86	MT			21258	Joint Kit			ws		27	A:22/F:25/O:48/X
		MT			21327	Joint Kit				gs	29	G:25
		MT			26052	Boot Kit			ws			L:86/Ø1=22/Ø2=77
		MT			26063	Boot Kit				gs		L:88/Ø1=25/Ø2=61
1.6 i.e. (80 kW)	05.86 - 12.89	MT			21258	Joint Kit			ws		27	A:22/F:25/O:48/X

		MT			21327	Joint Kit			gs	29	G:25
		MT			26052	Boot Kit		ws			L:86/Ø1=22/Ø2=77
		MT			26063	Boot Kit		gs			L:88/Ø1=25/Ø2=61
1.9 Diesel (48 kW)	01.83 - 02.92	MT			21258	Joint Kit		ws		27	A:22/F:25/O:48/X
		MT			21327	Joint Kit		gs		29	G:25
		MT			26052	Boot Kit		ws			L:86/Ø1=22/Ø2=77
		MT			26063	Boot Kit		gs			L:88/Ø1=25/Ø2=61
1.9 Turbo Diesel (59 kW)	05.85 - 12.89	MT			21258	Joint Kit		ws		27	A:22/F:25/O:48/X
		MT			21327	Joint Kit		gs		29	G:25
		MT			26052	Boot Kit		ws			L:86/Ø1=22/Ø2=77
		MT			26063	Boot Kit		gs			L:88/Ø1=25/Ø2=61
2.0 i.e. 4WD (85 kW)	04.86 - 12.89	MT			21327	Joint Kit	F	gs		29	G:25
		MT			26063	Boot Kit	F	gs			L:88/Ø1=25/Ø2=61

### THEMA

2000 16V (112 kW)	08.92 - 12.93	MT/AT		Ch.-No. 0176745 -	21232	Joint Kit		ws		27	A:25/F:25/O:52/X
		MT/AT	x	Ch.-No. - 0176744	21242	Joint Kit		ws		27	A:25/F:25/O:54/X/ABS:90
		MT/AT	x	Ch.-No. 0176745 -	21238	Joint Kit		ws		27	A:25/F:25/O:52/ABS:44
		MT/AT	x	01.93 -	21240	Joint Kit		ws		27	A:27/F:25/ABS:44
		MT/AT			21327	Joint Kit		gs		29	G:25
		MT/AT		Ch.-No. 0176745 -	26189	Boot Kit		ws			L:99/Ø1=23/Ø2=83
		MT/AT		Ch.-No. - 0176744, ABS	26105	Boot Kit		ws			L:89/Ø1=24/Ø2=85
		MT/AT		01.93 - , Ch.-No. 0176745 - , ABS	26206	Boot Kit		ws			L:99/Ø1=23/Ø2=83
		MT/AT			26063	Boot Kit		gs			L:88/Ø1=25/Ø2=61
2000 16V Turbo (133 kW)	12.88 - 06.90	MT/AT	x	Ch.-No. - 0176744	21242	Joint Kit		ws		27	A:25/F:25/O:54/X/ABS:90
		MT/AT	x	Ch.-No. 0176745 -	21238	Joint Kit		ws		27	A:25/F:25/O:52/ABS:44
		MT/AT		Ch.-No. - 0176744	26105	Boot Kit		ws			L:89/Ø1=24/Ø2=85
		MT/AT		Ch.-No. 0176745 -	26206	Boot Kit		ws			L:99/Ø1=23/Ø2=83
2000 16V Turbo (148 kW)	10.92 - 07.94	MT/AT	x	Ch.-No. - 0176744	21242	Joint Kit		ws		27	A:25/F:25/O:54/X/ABS:90
		MT/AT	x	Ch.-No. 0176745 -	21238	Joint Kit		ws		27	A:25/F:25/O:52/ABS:44
		MT/AT		Ch.-No. - 0176744	26105	Boot Kit		ws			L:89/Ø1=24/Ø2=85
		MT/AT		Ch.-No. 0176745 -	26206	Boot Kit		ws			L:99/Ø1=23/Ø2=83
2000 i.e. (83/88 kW)	11.84 - 09.88	MT/AT			21290	Joint Kit		ws		27	A:25/F:25
		MT/AT	x	Ch.-No. - 176744	21242	Joint Kit		ws		27	A:25/F:25/O:54/X/ABS:90
		MT/AT			21327	Joint Kit		gs		29	G:25
		MT/AT			26105	Boot Kit		ws			L:89/Ø1=24/Ø2=85
		MT/AT			26063	Boot Kit		gs			L:88/Ø1=25/Ø2=61
2000 i.e. (85 kW)	09.87 - 05.92	MT/AT			26105	Boot Kit		ws			L:89/Ø1=24/Ø2=85
2000 i.e. (86 kW)	09.88 - 05.92	MT/AT			26105	Boot Kit		ws			L:89/Ø1=24/Ø2=85
2000 i.e. 16V (104/108 kW)	05.88 - 08.92	MT/AT			26105	Boot Kit		ws			L:89/Ø1=24/Ø2=85
2000 i.e. 16V Turbo (130 kW)	04.89 - 05.92	MT/AT	x	Ch.-No. - 0176744	21242	Joint Kit		ws		27	A:25/F:25/O:54/X/ABS:90
		MT/AT	x	Ch.-No. 0176745 -	21238	Joint Kit		ws		27	A:25/F:25/O:52/ABS:44
		MT/AT		Ch.-No. - 0176744	26105	Boot Kit		ws			L:89/Ø1=24/Ø2=85
		MT/AT		Ch.-No. 0176745 -	26206	Boot Kit		ws			L:99/Ø1=23/Ø2=83
2000 i.e. Turbo (122 kW)	11.84 - 12.87	MT/AT	x		21242	Joint Kit		ws		27	A:25/F:25/O:54/X/ABS:90
		MT/AT			26105	Boot Kit		ws			L:89/Ø1=24/Ø2=85
2000 i.e. Turbo (110 kW)	07.86 - 05.90	MT/AT			21290	Joint Kit		ws		27	A:25/F:25
		MT/AT	x	Ch.-No. - 176744	21242	Joint Kit		ws		27	A:25/F:25/O:54/X/ABS:90
		MT/AT			21327	Joint Kit		gs		29	G:25
		MT/AT			26105	Boot Kit		ws			L:89/Ø1=24/Ø2=85
		MT/AT			26063	Boot Kit		gs			L:88/Ø1=25/Ø2=61

		Transm.	with ABS Ring		Part-No.	Description	L Left R Right	F Front R Rear	Wheel Side	Gear Box Side	Pic. No.	Technical Specification  Further details on page I
		MT Manual AT Autom.										

( LANCIA )

( LANCIA )

THEMA													
2500 Turbo D (74 kW)	11.84 - 09.88	MT/AT		Ch.-No. - 0176744	21290	Joint Kit			ws		27	A:25/F:25	
		MT/AT	x	Ch.-No. - 0176744	21242	Joint Kit			ws		27	A:25/F:25/0:54/X/ABS:90	
		MT/AT			21327	Joint Kit				gs	29	G:25	
		MT/AT		Ch.-No. - 0176744	26105	Boot Kit			ws				L:89/Ø1=24/Ø2=85
		MT/AT			26063	Boot Kit				gs			L:88/Ø1=25/Ø2=61
2500 Turbo DS (85 kW)	06.88 - 05.92	MT/AT		Ch.-No. 0176745 -	21232	Joint Kit			ws		27	A:25/F:25/0:52/X	
		MT/AT		Ch.-No. 0176745 -	26189	Boot Kit			ws			L:99/Ø1=23/Ø2=83	
2500 Turbo DS (77 kW)	05.88 - 07.92	MT/AT		Ch.-No. - 0176744	21290	Joint Kit			ws		27	A:25/F:25	
		MT/AT	x	Ch.-No. - 0176744	21242	Joint Kit			ws		27	A:25/F:25/0:54/X/ABS:90	
		MT/AT		Ch.-No. - 0176744	26105	Boot Kit			ws			L:89/Ø1=24/Ø2=85	
2500 Turbo DS (85 kW)	05.92 - 07.94	MT/AT		Ch.-No. 0176745 -	21232	Joint Kit			ws		27	A:25/F:25/0:52/X	
		MT/AT	x		21240	Joint Kit			ws		27	A:27/F:25/ABS:44	
		MT/AT		Ch.-No. 0176745 -	26189	Boot Kit			ws			L:99/Ø1=23/Ø2=83	
		MT/AT		ABS	26206	Boot Kit			ws			L:99/Ø1=23/Ø2=83	
2850 V6 i.e. (108 kW)	06.88 - 05.92	MT/AT			21290	Joint Kit			ws		27	A:25/F:25	
		MT/AT			21327	Joint Kit				gs	29	G:25	
		MT/AT			26105	Boot Kit			ws			L:89/Ø1=24/Ø2=85	
		MT/AT			26063	Boot Kit				gs		L:88/Ø1=25/Ø2=61	
2850 V6 i.e. (110 kW)	11.84 - 09.88	MT/AT			21290	Joint Kit			ws		27	A:25/F:25	
		MT/AT			21327	Joint Kit				gs	29	G:25	
		MT/AT			26105	Boot Kit			ws			L:89/Ø1=24/Ø2=85	
		MT/AT			26063	Boot Kit				gs		L:88/Ø1=25/Ø2=61	
3000 V6 (126 kW)	08.92 - 07.94	MT/AT	x	01.93 -	21240	Joint Kit			ws		27	A:27/F:25/ABS:44	
		MT/AT		01.93 -	26206	Boot Kit			ws			L:99/Ø1=23/Ø2=83	
8.32 (158 kW)	09.87 - 05.89	MT/AT			21326	Joint			ws			A:27/F:28	
8.32 (151 kW)	10.87 - 05.92	MT/AT			21326	Joint			ws			A:27/F:28	
THEMA SW													
2000 16V (112 kW)	05.92 - 07.94	MT/AT		Ch.-No. 0176745 -	21232	Joint Kit			ws		27	A:25/F:25/0:52/X	
		MT/AT	x	Ch.-No. 0176745 -	21238	Joint Kit			ws		27	A:25/F:25/0:52/ABS:44	
		MT/AT	x	01.93 -	21240	Joint Kit			ws		27	A:27/F:25/ABS:44	
		MT/AT		Ch.-No. 0176745 -	26189	Boot Kit			ws			L:99/Ø1=23/Ø2=83	
		MT/AT		01.93 - , Ch.-No. 0176745 - , ABS	26206	Boot Kit			ws			L:99/Ø1=23/Ø2=83	
2000 i.e. 16V (104/108 kW)	02.89 - 05.92	MT/AT			26105	Boot Kit			ws			L:89/Ø1=24/Ø2=85	
2000 i.e. 16V Turbo (130 kW)	04.89 - 03.93	MT/AT		Ch.-No. 0176745 -	21232	Joint Kit			ws		27	A:25/F:25/0:52/X	
		MT/AT	x	Ch.-No. - 0176744	21242	Joint Kit			ws		27	A:25/F:25/0:54/X/ABS:90	
		MT/AT	x	Ch.-No. 0176745 -	21238	Joint Kit			ws		27	A:25/F:25/0:52/ABS:44	
		MT/AT	x	01.93 -	21240	Joint Kit			ws		27	A:27/F:25/ABS:44	
		MT/AT			21327	Joint Kit				gs	29	G:25	
		MT/AT		Ch.-No. 0176745 -	26189	Boot Kit			ws			L:99/Ø1=23/Ø2=83	
		MT/AT		Ch.-No. - 0176744, ABS	26105	Boot Kit			ws			L:89/Ø1=24/Ø2=85	
MT/AT		01.93 - , Ch.-No. 0176745 - , ABS	26206	Boot Kit			ws			L:99/Ø1=23/Ø2=83			

		MT/AT			<b>26063</b>	Boot Kit			gs		L:88/Ø1=25/Ø2=61
2000 Turbo 16V (110 kW)	01.89 - 03.92	MT/AT			<b>21290</b>	Joint Kit		ws		27	A:25/F:25
		MT/AT	x	Ch.-No. - 176744	<b>21242</b>	Joint Kit		ws		27	A:25/F:25/0:54/X/ABS:90
		MT/AT			<b>21327</b>	Joint Kit		gs		29	G:25
		MT/AT			<b>26105</b>	Boot Kit		ws			L:89/Ø1=24/Ø2=85
		MT/AT			<b>26063</b>	Boot Kit		gs			L:88/Ø1=25/Ø2=61
2000 Turbo 16V (148 kW)	11.92 - 07.94	MT/AT	x	Ch.-No. - 0176744	<b>21242</b>	Joint Kit		ws		27	A:25/F:25/0:54/X/ABS:90
		MT/AT	x	Ch.-No. 0176745 -	<b>21238</b>	Joint Kit		ws		27	A:25/F:25/0:52/ABS:44
		MT/AT		Ch.-No. - 0176744	<b>26105</b>	Boot Kit		ws			L:89/Ø1=24/Ø2=85
		MT/AT		Ch.-No. 0176745 -	<b>26206</b>	Boot Kit		ws			L:99/Ø1=23/Ø2=83
2500 Turbo DS (77 kW)	05.88 - 07.92	MT/AT		Ch.-No. - 0176744	<b>21290</b>	Joint Kit		ws		27	A:25/F:25
		MT/AT	x	Ch.-No. - 0176744	<b>21242</b>	Joint Kit		ws		27	A:25/F:25/0:54/X/ABS:90
		MT/AT		Ch.-No. - 0176744	<b>26105</b>	Boot Kit		ws			L:89/Ø1=24/Ø2=85
2500 Turbo DS (85 kW)	06.88 - 04.97	MT/AT		Ch.-No. 0176745 -	<b>21232</b>	Joint Kit		ws		27	A:25/F:25/0:52/X
		MT/AT	x	Ch.-No. 0176745 -	<b>21238</b>	Joint Kit		ws		27	A:25/F:25/0:52/ABS:44
		MT/AT	x	01.93 -	<b>21240</b>	Joint Kit		ws		27	A:27/F:25/ABS:44
		MT/AT		Ch.-No. 0176745 -	<b>26189</b>	Boot Kit		ws			L:99/Ø1=23/Ø2=83
		MT/AT		01.93 - , Ch.-No. 0176745 - , ABS	<b>26206</b>	Boot Kit		ws			L:99/Ø1=23/Ø2=83
3000 V6 (126 kW)	09.92 - 07.94	MT/AT	x	01.93 -	<b>21240</b>	Joint Kit		ws		27	A:27/F:25/ABS:44
		MT/AT		01.93 -	<b>26206</b>	Boot Kit		ws			L:99/Ø1=23/Ø2=83

#### TREVI

1600 (74 kW)	05.80 - 05.85	MT			<b>21290</b>	Joint Kit		ws		27	A:25/F:25
		MT			<b>26105</b>	Boot Kit		ws			L:89/Ø1=24/Ø2=85
2000 i.e. (90 kW)	05.80 - 09.84	MT			<b>21311</b>	Joint Kit		gs		29	G:25/Ø Joint:100
		MT			<b>21307</b>	Joint		ws		34	A:25/F:25
		MT			<b>26063</b>	Boot Kit		gs			L:88/Ø1=25/Ø2=61

#### Y

1.1 (40 kW)	11.95 - 09.03	MT			<b>21329</b>	Joint Kit		ws		27	A:22/F:20/0:46/Z
		MT	x		<b>21231</b>	Joint Kit		ws		27	A:22/F:20/0:46/Z/ABS:44
		MT			<b>21269</b>	Tripod		gs		42	G:19/Ø Tripodroller:29
		MT		TPE boot	<b>26188</b>	Boot Kit		ws			L:89/Ø1=22/Ø2=77
1.2 (44 kW)	03.96 - 09.03	MT			<b>21329</b>	Joint Kit		ws		27	A:22/F:20/0:46/Z
		MT	x		<b>21231</b>	Joint Kit		ws		27	A:22/F:20/0:46/Z/ABS:44
		MT			<b>21269</b>	Tripod		gs		42	G:19/Ø Tripodroller:29
		MT		TPE boot	<b>26188</b>	Boot Kit		ws			L:89/Ø1=22/Ø2=77
1.2 12V (63 kW)	04.97 - 09.03	MT/AT			<b>21329</b>	Joint Kit		ws		27	A:22/F:20/0:46/Z
		MT/AT	x		<b>21231</b>	Joint Kit		ws		27	A:22/F:20/0:46/Z/ABS:44
		MT/AT			<b>21269</b>	Tripod		gs		42	G:19/Ø Tripodroller:29
		MT/AT		TPE boot	<b>26188</b>	Boot Kit		ws			L:89/Ø1=22/Ø2=77
1.2 16V (59 kW)	10.00 - 09.03	MT		TPE boot	<b>21147</b>	Joint Kit		ws		27	A:22/F:21/0:51/Z
		MT		TPE boot	<b>21140</b>	Boot Kit		ws			L:89/Ø1=22/Ø2=75
1.4 12V (59 kW)	10.96 - 09.03	MT/AT			<b>21329</b>	Joint Kit		ws		27	A:22/F:20/0:46/Z
		MT/AT	x		<b>21231</b>	Joint Kit		ws		27	A:22/F:20/0:46/Z/ABS:44
		MT/AT		TPE boot	<b>26188</b>	Boot Kit		ws			L:89/Ø1=22/Ø2=77
1.4 12V (55 kW)	03.96 - 09.03	MT/AT			<b>21329</b>	Joint Kit		ws		27	A:22/F:20/0:46/Z
		MT/AT	x		<b>21231</b>	Joint Kit		ws		27	A:22/F:20/0:46/Z/ABS:44
		MT/AT		TPE boot	<b>26188</b>	Boot Kit		ws			L:89/Ø1=22/Ø2=77

#### Y10

1.0 Fire (33-41 kW)	03.85 - 02.92	MT			<b>21255</b>	Joint Kit		ws		27	A:20/F:20/0:43/Z
		MT			<b>26001</b>	Boot Kit		ws			L:83/Ø1=21/Ø2=70

		Transm.	with ABS Ring		Part-No.	Description	L	F	Wheel Side	Gear Box Side	Pic. No.	Technical Specification  Further details on page I
		MT Manual AT Autom.					Left R Right	Front R Rear				

( LANCIA )

( LANCIA )

Y10												
1.0 Fire 4WD (32-37 kW)	12.86 - 02.89	MT			21255	Joint Kit		F	ws		27	A:20/F:20/O:43/Z
		MT			26001	Boot Kit		F	ws			L:83/Ø1=21/Ø2=70
1.1 Avenue (40 kW)	01.95 - 12.95	MT			21255	Joint Kit			ws		27	A:20/F:20/O:43/Z
		MT			26001	Boot Kit			ws			L:83/Ø1=21/Ø2=70
1.1 Avenue 4WD (40 kW)	01.95 - 12.95	MT			21255	Joint Kit		F	ws		27	A:20/F:20/O:43/Z
		MT			26001	Boot Kit		F	ws			L:83/Ø1=21/Ø2=70
1.1 i.e (42 kW)	08.89 - 06.92	MT			21255	Joint Kit			ws		27	A:20/F:20/O:43/Z
		MT			26001	Boot Kit			ws			L:83/Ø1=21/Ø2=70
1.1 i.e. Fire (37 kW)	07.89 - 09.95	MT			21255	Joint Kit			ws		27	A:20/F:20/O:43/Z
		MT			26001	Boot Kit			ws			L:83/Ø1=21/Ø2=70
1.1 i.e. Fire 4WD (37 kW)	09.92 - 12.95	MT			21255	Joint Kit		F	ws		27	A:20/F:20/O:43/Z
		MT			26001	Boot Kit		F	ws			L:83/Ø1=21/Ø2=70
1.1 i.e 4WD (42 kW)	08.89 - 06.92	MT			21255	Joint Kit		F	ws		27	A:20/F:20/O:43/Z
		MT			26001	Boot Kit		F	ws			L:83/Ø1=21/Ø2=70
1.3 i.e. Fire (53 kW)	02.89 - 12.95	MT			21255	Joint Kit			ws		27	A:20/F:20/O:43/Z
		MT			26001	Boot Kit			ws			L:83/Ø1=21/Ø2=70
1.3 i.e. Fire (56 kW)	11.87 - 05.93	MT			21255	Joint Kit			ws		27	A:20/F:20/O:43/Z
		MT			26001	Boot Kit			ws			L:83/Ø1=21/Ø2=70
YPSILON												
1.2 (44/59 kW)	10.03 -	MT		TPE boot	21147	Joint Kit			ws		27	A:22/F:21/O:51/Z
		MT		TPE boot	21140	Boot Kit			ws			L:89/Ø1=22/Ø2=75
1.3 Multijet (55 kW)	09.06 -	MT			24343	Driveshaft	L				26	L:514/A:25
		MT			24344	Driveshaft	R				26	L:497/A:25
1.3 Multijet (66 kW)	09.06 -	MT			24345	Driveshaft	L				26	L:486.5/A:25
		MT			24346	Driveshaft	R				26	L:522.5/A:25
1.4 (70 kW)	10.03 -	MT		TPE boot	21147	Joint Kit			ws		27	A:22/F:21/O:51/Z
		MT		TPE boot	21140	Boot Kit			ws			L:89/Ø1=22/Ø2=75
1.3 JTD (51 kW)	10.03 -	MT			24347	Driveshaft	L				26	L:479.5/A:25
		MT		- 07.06	24348	Driveshaft	R				26	L:494.5/A:25
		MT		07.06 -	24344	Driveshaft	R				26	L:497/A:25
1.3 D Multijet (66/77 kW)	09.06 -	MT			24693	Joint Kit			ws		27	A:25/F:24/DF:24.8/O:51/Z
		MT		TPE boot	22209	Boot Kit			ws			L:122/Ø1=24.65/Ø2=82.5
ZETA (220)												
2.0 16V (97/100 kW)	05.98 - 09.02	MT	x		24526	Joint Kit			ws		27	A:27/F:34/O:58/X/ABS:48
		MT		TPE boot	24540	Boot Kit			ws			L:112/Ø1=25.5/Ø2=84.5
		MT		for tripod joint	24552	Boot Kit				gs		L:96/Ø1=25.5/Ø2=70
2.0 Turbo (108 kW)	05.95 - 09.02	MT/AT	x		24543	Joint Kit			ws		27	A:27/F:39/DF:28.6/O:58/X/ABS:48
		MT/AT		TPE boot	24544	Boot Kit			ws			L:113/Ø1=29.3/Ø2=92
2.1 TD (80 kW)	05.96 - 09.99	MT/AT			20956	Driveshaft	L				6	L:650/A:27/D:37
		MT/AT	x		20958	Driveshaft	L				6	L:650/A:27/D:37/ABS:48

		MT/AT			20957	Driveshaft	R				9	L:940/A:27/D:37
		MT/AT	x		20959	Driveshaft	R				9	L:940/A:27/D:37/ABS:48
		MT/AT	x		24543	Joint Kit			ws		27	A:27/F:39/DF:28.6/O:58/X/ABS:48
		MT/AT		TPE boot	24544	Boot Kit			ws			L:113/Ø1=29.3/Ø2=92
2.0 JTD (80 kW)	10.99 - 09.02	MT			22869	Driveshaft	L				6	L:641/A:27/D:37
		MT	x		22871	Driveshaft	L				6	L:641/A:27/D:37/ABS:48
		MT			22870	Driveshaft	R				9	L:955/A:27/D:37
		MT	x		22872	Driveshaft	R				9	L:955/A:27/D:37/ABS:48
		MT	x		24545	Joint Kit			ws		27	A:27/F:39/DF:28.6/O:58/X/ABS:48
		MT		TPE boot	24546	Boot Kit			ws			L:112/Ø1=29/Ø2=97
		MT			23223	Boot Kit				gs		L:94/Ø1=29/Ø2=75

## LAND ROVER

## LAND ROVER

<b>88 / 109</b>												
2.3 (51 kW)	09.63 - 12.86	MT		02.83 -	20530	Joint w. Shaft	L	F	ws		23	L:1033/A:24
		MT		02.83 -	20529	Joint w. Shaft	R	F	ws		23	L:646/A:24
		MT		- 01.83	20885	Joint		F	ws		35	
2.3 D (46 kW)	09.63 - 12.86	MT		02.83 -	20530	Joint w. Shaft	L	F	ws		23	L:1033/A:24
		MT		02.83 -	20529	Joint w. Shaft	R	F	ws		23	L:646/A:24
		MT		- 01.83	20885	Joint		F	ws		35	

## DEFENDER

90/110/127/130	- 12.93	MT			20863	Joint w. Shaft	L	F	ws		23	L:1035/A:24
		MT			20888	Joint		F	ws		35	

## FREELANDER

1.8 i 16V (88 kW)	02.98 - 11.00	MT	x		20604	Joint Kit		F/R	ws		27	A:28/F:32/DF:24.8/O:68/X/ABS:60
		MT		TPE boot	20605	Boot Kit		F/R	ws			L:140/Ø1=26/Ø2=90
2.0 DI (72 kW)	02.98 - 11.00	MT	x		20604	Joint Kit		F/R	ws		27	A:28/F:32/DF:24.8/O:68/X/ABS:60
		MT		TPE boot	20605	Boot Kit		F/R	ws			L:140/Ø1=26/Ø2=90

## RANGE ROVER III (LM) / RANGE ROVER SPORT

4.2 (287/291 kW)	05.05 - 12.06	MT	x		24396	Driveshaft	L					L:677/A:30/D:30/ABS:48
		MT	x		24397	Driveshaft	R					L:1025/A:30/D:30/ABS:48
4.4 (210/220/225 kW)	03.02 - 12.06	MT	x		24396	Driveshaft	L					L:677/A:30/D:30/ABS:48
		MT	x		24397	Driveshaft	R					L:1025/A:30/D:30/ABS:48

## LEXUS

## LEXUS

<b>ES (F1, F2)</b>												
250 (118 kW)	12.89 - 09.91	MT/AT			20136	Joint Kit			ws		27	A:26/F:27/DF:25.90/O:56/X
		MT/AT			21137	Boot Kit			ws			L:89/Ø1=24/Ø2=85
300 (138 kW)	09.91 - 12.97	MT	x	- 12.93	20178	Joint Kit			ws		27	A:30/F:34/DF:26.40/O:56/X/ABS:48
		MT		- 12.93	20177	Boot Kit			ws			L:97/Ø1=26/Ø2=89

## MARUTI

## MARUTI

<b>800</b>												
800	01.85 - 12.06	MT/AT		- 12.92, engine SB308	21080	Joint Kit			ws		27	A:23/F:19/DF:20.15/O:44/Z
		MT		01.86 -	21081	Joint Kit			ws		27	A:23/F:18/DF:18.42/O:44/Z
		MT/AT		- 12.92, engine SB308	23069	Boot Kit			ws			L:83/Ø1=19/Ø2=67

		Transm. MT Manual AT Autom.	with ABS Ring		Part-No.	Description	L Left R Right	F Front R Rear	Wheel Side	Gear Box Side	Pic. No.	Technical Specification Further details on page I
---	---	---	---------------------	--	----------	-------------	-------------------------	-------------------------	---------------	---------------------	-------------	--

## ( MARUTI )

## ( MARUTI )

<b>800</b>												
800	01.85 - 12.06	MT		01.86 -	23069	Boot Kit			ws			L:83/Ø1=19/Ø2=67

## MASERATI

## MASERATI

<b>BITURBO</b>												
2.0 (136 kW)	07.85 - 04.87	MT			20423	Joint Kit			ws	gs	29	
2.24V (180 kW)	03.89 - 12.94	MT			20423	Joint Kit			ws	gs	29	
222 (162 kW)	01.89 - 10.89	MT			20423	Joint Kit			ws	gs	29	
4.24V (180 kW)	04.90 - 12.94	MT			20423	Joint Kit			ws	gs	29	
S 2.0 (151 kW)	12.81 - 02.87	MT			20423	Joint Kit			ws	gs	29	
Si 2.0 (151 kW)	09.87 - 12.88	MT			20423	Joint Kit			ws	gs	29	

## MAZDA

## MAZDA

<b>2 (B2W)</b>												
1.25 (55 kW)	04.03 -	MT		engine FUJA, TPE boot	23037	Boot Kit			ws			L:111/Ø1=31/Ø2=74
		MT		engine FUJA	23249	Boot Kit				gs		L:100/Ø1=28/Ø2=61
1.4 (59 kW)	04.03 -	MT		engine FXJA, TPE boot	23037	Boot Kit			ws			L:111/Ø1=31/Ø2=74
		MT		engine FXJA	23249	Boot Kit				gs		L:100/Ø1=28/Ø2=61
1.4 CD (50 kW)	04.03 -	MT		engine F6JA	22106	Boot Kit			ws			L:85/Ø1=21/Ø2=69.5
		MT		engine F6JA	22282	Boot Kit				gs		L:84/Ø1=18/Ø2=59
1.6 (74 kW)	04.03 -	MT		engine FYJA	22106	Boot Kit			ws			L:85/Ø1=21/Ø2=69.5
		MT		engine FYJA	23179	Boot Kit				gs		L:84/Ø1=19/Ø2=60
<b>6 (GG) / 6 STATION WAGON (GY)</b>												
1.8 (88 kW)	08.02 -	MT	x	- 02.05, engine L813	23676	Joint Kit	R		ws		27	A:28/F:33/DF:25.85/X/ABS:44
		MT	x	03.05 -, engine L813	24379	Joint Kit			ws		27	A:28/F:23/DF:24.56/O:56/X/ABS:44
		MT		- 02.05, engine L813, TPE boot	23141	Boot Kit	L		ws			L:116/Ø1=26/Ø2=79
		MT		- 02.05, engine L813, TPE boot	23142	Boot Kit	R		ws			L:109/Ø1=26.5/Ø2=81
		MT		03.05 -, engine L813, TPE boot	24380	Boot Kit			ws			L:122/Ø1=25/Ø2=82
		MT		- 02.05, engine L813	23212	Boot Kit	L			gs		L:94/Ø1=25/Ø2=67
		MT		- 02.05, engine L813	23213	Boot Kit	R			gs		L:89/Ø1=25/Ø2=83
2.0 (104 kW)	08.02 - 02.05	MT	x	engine LF17/LF18	23676	Joint Kit	R		ws		27	A:28/F:33/DF:25.85/X/ABS:44
		MT		engine LF17/LF18, TPE boot	23142	Boot Kit	R		ws			L:109/Ø1=26.5/Ø2=81
2.0 (108 kW)	03.05 -	MT	x		24379	Joint Kit			ws		27	A:28/F:23/DF:24.56/O:56/X/ABS:44
		MT		TPE boot	24380	Boot Kit			ws			L:122/Ø1=25/Ø2=82
2.3 (122 kW)	08.02 -	MT	x		23676	Joint Kit			ws		27	A:28/F:33/DF:25.85/X/ABS:44
		MT		TPE boot	23142	Boot Kit			ws			L:109/Ø1=26.5/Ø2=81
2.3 AWD (119 kW)	11.02 -	MT	x		23676	Joint Kit		F	ws		27	A:28/F:33/DF:25.85/X/ABS:44
		MT		TPE boot	23142	Boot Kit		F	ws			L:109/Ø1=26.5/Ø2=81
2.0 DI (89/100 kW)	08.02 -	MT	x	engine RF5C	23676	Joint Kit			ws		27	A:28/F:33/DF:25.85/X/ABS:44



		MT		engine RF5C, TPE boot	23142	Boot Kit			ws			L:109/Ø1=26.5/Ø2=81
<b>121 I (DA)</b>												
1.1 (42 kW)	10.87 - 10.90	MT		engine B1, B116	21370	Joint Kit			ws		27	A:24/F:22/DF:22.65/0:52/Z
		MT		engine B1, B116	26042	Boot Kit			ws			L:93/Ø1=21/Ø2=74
		MT		engine B1, B116	26164	Boot Kit				gs		L:87/Ø1=19/Ø2=65
1.3 (40/44 kW)	10.87 - 10.90	AT		engine B3	24036	Joint Kit				gs	31	D:24/G:22
		MT		engine B3	26164	Boot Kit				gs		L:87/Ø1=19/Ø2=65
		AT		engine B3	25502	Boot Kit				gs		L:93/Ø1=23/Ø2=71
1.3 (DAJ)	01.86 - 11.90	MT		engine BJ DOHC	24048	Joint Kit			ws		27	A:24/F:20/DF:20.55/0:52/Z
		MT		engine BJ DOHC	24019	Joint Kit				gs	31	D:22/G:21
		MT		engine BJ DOHC	26278	Boot Kit			ws			L:84/Ø1=18/Ø2=64
		MT		engine BJ DOHC	26226	Boot Kit				gs		L:87/Ø1=21/Ø2=69
<b>121 II (DB)</b>												
1.3 16V (40/53 kW)	11.90 - 03.96	MT		engine B3	22947	Driveshaft	L					
		MT		engine B3	22946	Driveshaft	R					
		MT		engine B3	20636	Joint Kit			ws		27	A:24/F:19/DF:209/0:52/Z
		AT		engine B3	22965	Joint Kit			ws			A:24/F:21/0:52/X
		MT		engine B3	26278	Boot Kit			ws			L:84/Ø1=18/Ø2=64
<b>121 III (JASM, JBSM)</b>												
1.2 (55 kW)	03.96 -	MT			20186	Joint Kit			ws		27	A:25/F:22/0:56/Z
		MT		01.97 -	24067	Tripod				gs	42	G:22/Ø Tripodroller:30
		MT			26106	Boot Kit			ws			L:103/Ø1=20/Ø2=76
1.3 (37/44 kW)	03.96 -	MT			20188	Joint Kit			ws		27	A:25/F:20/0:56/X
		MT		01.97 -	24067	Tripod				gs	42	G:22/Ø Tripodroller:30
		MT			26000	Boot Kit			ws			L:96/Ø1=20/Ø2=66
1.8 D (44 kW)	03.96 -	MT			20186	Joint Kit			ws		27	A:25/F:22/0:56/Z
		MT		01.97 -	24067	Tripod				gs	42	G:22/Ø Tripodroller:30
		MT			26106	Boot Kit			ws			L:103/Ø1=20/Ø2=76
<b>323 II (BD)</b>												
1.1 (40 kW)	11.80 - 10.85	MT		engine E1	23888	Driveshaft	L					
		AT		engine E1	23890	Driveshaft	L					
		MT		engine E1	21370	Joint Kit			ws		27	A:24/F:22/DF:22.65/0:52/Z
		MT		engine E1	26042	Boot Kit			ws			L:93/Ø1=21/Ø2=74
		MT		engine E1	23075	Boot Kit				gs		L:89/Ø1=21/Ø2=72
1.3 (44 kW)	11.80 - 10.85	MT		engine E3	21370	Joint Kit			ws		27	A:24/F:22/DF:22.65/0:52/Z
		MT		engine E3	26042	Boot Kit			ws			L:93/Ø1=21/Ø2=74
1.3 (50 kW)	11.80 - 10.89	MT		- 07.85	21370	Joint Kit			ws		27	A:24/F:22/DF:22.65/0:52/Z
		MT		- 07.85	26042	Boot Kit			ws			L:93/Ø1=21/Ø2=74
1.5 (55 kW)	05.81 - 07.85	MT		engine E5, E5 OHC	21370	Joint Kit			ws		27	A:24/F:22/DF:22.65/0:52/Z
		MT		engine E5, E5 OHC	26042	Boot Kit			ws			L:93/Ø1=21/Ø2=74
1.5 (59 kW)	11.80 - 07.85	MT			21370	Joint Kit			ws		27	A:24/F:22/DF:22.65/0:52/Z
		MT			26042	Boot Kit			ws			L:93/Ø1=21/Ø2=74
1.5 (63 kW)	11.80 - 12.83	MT			21370	Joint Kit			ws		27	A:24/F:22/DF:22.65/0:52/Z
		MT			26042	Boot Kit			ws			L:93/Ø1=21/Ø2=74
1.5 (65 kW)	03.82 - 09.86	MT		engine E5	21370	Joint Kit			ws		27	A:24/F:22/DF:22.65/0:52/Z
		MT		engine E5	26042	Boot Kit			ws			L:93/Ø1=21/Ø2=74
<b>323 III (BF,BN,EG)</b>												
1.1 (40 kW)	09.85 - 12.87	MT		engine E1	21370	Joint Kit			ws		27	A:24/F:22/DF:22.65/0:52/Z
		MT		engine E1	26042	Boot Kit			ws			L:93/Ø1=21/Ø2=74

		Transm.	with ABS Ring		Part-No.	Description	L	F	Wheel Side	Gear Box Side	Pic. No.	Technical Specification  Further details on page I
		MT Manual AT Autom.					Left R Right	Front R Rear				

( MAZDA )

( MAZDA )

323 III (BF,BN,EG)												
1.3 (44 kW)	08.85 - 05.89	MT		engine E3	23886	Driveshaft	L					
		MT		engine E3	23885	Driveshaft	R					
		AT		engine E3	21370	Joint Kit			ws		27	A:24/F:22/DF:22.65/O:52/Z
		MT		engine E3	26199	Boot Kit			ws			L:93/Ø1=21/Ø2=74
		AT		engine E3	26042	Boot Kit			ws			L:93/Ø1=21/Ø2=74
1.3 i (49 kW)	09.85 - 08.89	AT			21370	Joint Kit			ws		27	A:24/F:22/DF:22.65/O:52/Z
		MT			26199	Boot Kit			ws			L:93/Ø1=21/Ø2=74
		AT			26042	Boot Kit			ws			L:93/Ø1=21/Ø2=74
1.4 (44 kW)	09.87 - 10.89	MT		engine B3	23886	Driveshaft	L					
		AT		engine B3	23890	Driveshaft	L					
		MT		engine B3	23885	Driveshaft	R					
		AT		engine B3	21370	Joint Kit			ws		27	A:24/F:22/DF:22.65/O:52/Z
		MT		engine B3	26199	Boot Kit			ws			L:93/Ø1=21/Ø2=74
1.5 (54 kW)	09.87 - 10.89	AT		engine B3	26042	Boot Kit			ws			L:93/Ø1=21/Ø2=74
		MT		engine B5	23888	Driveshaft	L					
		AT		engine B5	23890	Driveshaft	L					
1.5 (55 kW)	08.85 - 05.89	MT/AT		engine B5	21370	Joint Kit			ws		27	A:24/F:22/DF:22.65/O:52/Z
		MT/AT		engine B5	26042	Boot Kit			ws			L:93/Ø1=21/Ø2=74
		MT		Ch.-No. - 416120, engine E5	23886	Driveshaft	L					
1.5 i (70 kW)	08.85 - 05.89	MT		Ch.-No. 416121 - , engine E5	23888	Driveshaft	L					
		MT		Ch.-No. - 416120, engine E5	23885	Driveshaft	R					
		MT/AT		engine E5	21370	Joint Kit			ws		27	A:24/F:22/DF:22.65/O:52/Z
		MT/AT		engine E5	26042	Boot Kit			ws			L:93/Ø1=21/Ø2=74
		MT		Ch.-No. - 416120	23886	Driveshaft	L					
1.5 i Turbo (85 kW)	08.85 - 05.89	MT		Ch.-No. 416121 -	23888	Driveshaft	L					
		MT		Ch.-No. - 416120	23885	Driveshaft	R					
		MT/AT			23889	Driveshaft	L					
1.6 (54 kW)	09.87 - 10.89	MT			24046	Joint Kit			ws		27	A:24/F:23/DF:24.70/O:52/Z
		MT			25521	Boot Kit			ws			L:93/Ø1=23/Ø2=82
		MT/AT			23888	Driveshaft	L					
1.6 4WD (BFMP)	10.86 - 10.89	MT/AT			21370	Joint Kit			ws		27	A:24/F:22/DF:22.65/O:52/Z
		MT/AT			26042	Boot Kit			ws			L:93/Ø1=21/Ø2=74
		MT		engine B6	24046	Joint Kit		F	ws		27	A:24/F:23/DF:24.70/O:52/Z
1.6 GT (63 kW)	11.86 - 10.89	MT		engine B6	25521	Boot Kit		F	ws			L:93/Ø1=23/Ø2=82
		MT		- 07.87, engine B6	23889	Driveshaft	L					
		MT		03.88 - , engine B6	23888	Driveshaft	L					
		AT		engine B6	23890	Driveshaft	L					
		AT		engine B6	21370	Joint Kit			ws		27	A:24/F:22/DF:22.65/O:52/Z
1.6 GT (77 kW)	08.85 - 12.88	AT		engine B6	26042	Boot Kit			ws			L:93/Ø1=21/Ø2=74
		MT		engine B6	23889	Driveshaft	L					
		AT		engine B6	23890	Driveshaft	L					

		AT		engine B6	21370	Joint Kit			ws		27	A:24/F:22/DF:22.65/O:52/Z
		AT		engine B6	26042	Boot Kit			ws			L:93/Ø1=21/Ø2=74
1.6 GT Turbo (103 kW)	10.85 - 11.91	MT/AT		engine B6	23889	Driveshaft	L					
		MT		engine B6	24046	Joint Kit			ws		27	A:24/F:23/DF:24.70/O:52/Z
		MT		engine B6	25521	Boot Kit			ws			L:93/Ø1=23/Ø2=82
1.6 Turbo 4WD (BN03/BN04)	01.85 - 12.89	MT			26226	Boot Kit		F		gs		L:87/Ø1=21/Ø2=69
1.7 D (40/42 kW)	04.86 - 05.89	MT		- 07.87, engine PN27	23888	Driveshaft	L					
		MT		02.88 - , engine PN27	23886	Driveshaft	L					
		AT		- 07.87, engine PN27	23890	Driveshaft	L					
		MT		02.88 - , engine PN27	23885	Driveshaft	R					
		MT/AT		- 01.88, engine PN27	21370	Joint Kit			ws		27	A:24/F:22/DF:22.65/O:52/Z
		MT/AT		- 01.88, engine PN27	26042	Boot Kit			ws			L:93/Ø1=21/Ø2=74
		MT/AT		02.88 - , engine PN27	26199	Boot Kit			ws			L:93/Ø1=21/Ø2=74
2.0 i	01.85 - 12.89	MT			24046	Joint Kit			ws		27	A:24/F:23/DF:24.70/O:52/Z
		MT			25521	Boot Kit			ws			L:93/Ø1=23/Ø2=82
<b>323 III STATION WAGON (BW)</b>												
1.5 (54 kW)	01.87 - 05.89	MT		engine B50, B53, B5	23888	Driveshaft	L					
		MT/AT		engine B50, B53, B5	21370	Joint Kit			ws		27	A:24/F:22/DF:22.65/O:52/Z
		MT/AT		engine B50, B53, B5	26042	Boot Kit			ws			L:93/Ø1=21/Ø2=74
1.5 (55 kW)	05.86 - 05.89	MT		engine B50, B53, E5	23888	Driveshaft	L					
		MT/AT		engine B50, B53, E5	21370	Joint Kit			ws		27	A:24/F:22/DF:22.65/O:52/Z
		MT/AT		engine B50, B53, E5	26042	Boot Kit			ws			L:93/Ø1=21/Ø2=74
1.6 (54 kW)	09.87 - 10.89	MT			23888	Driveshaft	L					
		MT/AT			21370	Joint Kit			ws		27	A:24/F:22/DF:22.65/O:52/Z
		MT/AT			26042	Boot Kit			ws			L:93/Ø1=21/Ø2=74
1.6 (63 kW)	09.86 - 03.93	MT/AT		engine B6E	23894	Driveshaft	L					
		MT/AT		engine B6E	23893	Driveshaft	R					L:907/A:26/D:24
		MT/AT		- 04.90, engine B6E	21370	Joint Kit			ws		27	A:24/F:22/DF:22.65/O:52/Z
		MT/AT		05.90 - , engine DOHC	21649	Joint Kit			ws		27	A:26/F:22/DF:22.66/O:56/X
		MT/AT		05.90 - , engine DOHC, ABS seat prepared	21175	Joint Kit			ws		27	A:26/F:22/DF:22.66/O:56/X
		MT/AT		engine B6E	26042	Boot Kit			ws			L:93/Ø1=21/Ø2=74
1.6 4X4 (63 kW)	05.90 - 03.93	MT/AT		engine B6E	23894	Driveshaft	L	F				
		MT/AT		engine B6E	23893	Driveshaft	R	F				L:907/A:26/D:24
		MT/AT		engine DOHC	21649	Joint Kit		F	ws		27	A:26/F:22/DF:22.66/O:56/X
		MT/AT		engine DOHC, ABS seat prepared	21175	Joint Kit		F	ws		27	A:26/F:22/DF:22.66/O:56/X
		MT/AT		engine DOHC	26042	Boot Kit		F	ws			L:93/Ø1=21/Ø2=74
1.7 D (40-42 kW)	11.86 - 03.93	MT		engine PN26	23888	Driveshaft	L					
		AT		engine PN26	23890	Driveshaft	L					
		MT/AT		engine PN26	21370	Joint Kit			ws		27	A:24/F:22/DF:22.65/O:52/Z
		MT/AT		engine PN26	26042	Boot Kit			ws			L:93/Ø1=21/Ø2=74
<b>323 C IV (BG)</b>												
1.3 (49 kW)	09.89 - 07.94	MT		engine B3E	23895	Driveshaft	L				13	
		AT		engine B3E	23892	Driveshaft	L					
		MT/AT		engine B3E	23891	Driveshaft	R				13	
		MT		engine B3E	24040	Joint Kit			ws		27	A:26/F:21/DF:21.65/O:56/X
		MT		engine B3E	25508	Boot Kit			ws			L:88/Ø1=20/Ø2=71
		MT/AT		engine B3E	25503	Boot Kit				gs		L:88/Ø1=21/Ø2=67
1.3 16V (54 kW)	09.89 - 07.94	AT			23892	Driveshaft	L					
		MT/AT			23891	Driveshaft	R				13	
		MT/AT		engine DOHC	24040	Joint Kit			ws		27	A:26/F:21/DF:21.65/O:56/X

		Transm.	with ABS Ring		Part-No.	Description	L	F	Wheel Side	Gear Box Side	Pic. No.	Technical Specification  Further details on page I
		MT Manual AT Autom.					Left R Right	Front R Rear				

( MAZDA )

( MAZDA )

323 C IV (BG)													
1.3 16V (54 kW)	09.89 - 07.94	MT/AT		engine DOHC	25508	Boot Kit			ws			L:88/Ø1=20/Ø2=71	
1.5 (BG)	11.89 - 12.93	MT/AT		engine B5 DOHC	21649	Joint Kit			ws		27	A:26/F:22/DF:22.66/O:56/X	
		MT/AT		engine B5 DOHC, ABS seat prepared	21175	Joint Kit			ws		27	A:26/F:22/DF:22.66/O:56/X	
		MT/AT		engine B5 DOHC	26042	Boot Kit			ws				L:93/Ø1=21/Ø2=74
1.6 (62 kW)	09.89 - 06.91	MT/AT		engine B6E	23894	Driveshaft	L						
		MT/AT		engine B6E	23893	Driveshaft	R					L:907/A:26/D:24	
		MT		engine B6E	21649	Joint Kit			ws		27	A:26/F:22/DF:22.66/O:56/X	
		MT		engine B6E, ABS seat prepared	21175	Joint Kit			ws		27	A:26/F:22/DF:22.66/O:56/X	
		MT/AT		engine B6E	24032	Joint Kit				gs		31	D:24/G:22
		MT		engine B6E	26042	Boot Kit			ws				L:93/Ø1=21/Ø2=74
1.6 16V (65 kW)	03.91 - 10.94	MT/AT		engine B6	23894	Driveshaft	L						
		MT/AT		engine B6	23893	Driveshaft	R					L:907/A:26/D:24	
		MT		engine B6	21649	Joint Kit			ws		27	A:26/F:22/DF:22.66/O:56/X	
		MT		engine B6, ABS seat prepared	21175	Joint Kit			ws		27	A:26/F:22/DF:22.66/O:56/X	
		MT/AT		engine B6	24032	Joint Kit				gs		31	D:24/G:22
		MT		engine B6	26042	Boot Kit			ws				L:93/Ø1=21/Ø2=74
1.7 D (41 kW)	08.89 - 07.94	MT/AT		engine B6	25501	Boot Kit				gs		L:93/Ø1=23/Ø2=71	
		MT			23895	Driveshaft	L				13		
		AT			23892	Driveshaft	L						
		MT/AT			23891	Driveshaft	R					13	
		MT/AT			24040	Joint Kit			ws			27	A:26/F:21/DF:21.65/O:56/X
		MT/AT			25508	Boot Kit			ws				L:88/Ø1=20/Ø2=71
1.8 (Australia)	08.89 - 04.92	MT/AT		engine B6 OHC	26196	Boot Kit			ws			L:88/Ø1=21/Ø2=67	
		MT/AT		engine B6 OHC	25503	Boot Kit				gs			L:94/Ø1=23/Ø2=79
		MT		engine BP (DOHC)	21649	Joint Kit			ws		27	A:26/F:22/DF:22.66/O:56/X	
		MT		engine BP (DOHC)	24008	Joint Kit			ws		27	A:26/F:30/DF:23.35/O:56/Z	
		MT		engine BP (DOHC), ABS seat prepared	21175	Joint Kit			ws		27	A:26/F:22/DF:22.66/O:56/X	
		MT		engine BP (DOHC)	24031	Joint Kit	L			gs		31	D:26/G:30
1.8 16V GT (94 kW)	09.89 - 03.93	AT		engine BP (DOHC)	24033	Joint Kit	L			gs		D:24/G:30	
		MT		engine BP (DOHC)	26042	Boot Kit			ws			L:93/Ø1=21/Ø2=74	
		MT/AT		engine BP (DOHC)	25500	Boot Kit				gs			L:96/Ø1=22/Ø2=78
		MT			21649	Joint Kit		F	ws		27	A:26/F:22/DF:22.66/O:56/X	
		MT			26042	Boot Kit		F	ws				L:93/Ø1=21/Ø2=74
		MT											
323 F IV (BG)													
1.6 (62 kW)	09.89 - 06.91	MT/AT		engine B6E	23894	Driveshaft	L						
		MT/AT		engine B6E	23893	Driveshaft	R					L:907/A:26/D:24	
		MT		engine B6E	21649	Joint Kit			ws		27	A:26/F:22/DF:22.66/O:56/X	
		MT		engine B6E, ABS seat prepared	21175	Joint Kit			ws		27	A:26/F:22/DF:22.66/O:56/X	
		MT/AT		engine B6E	24032	Joint Kit				gs		31	D:24/G:22
MT		engine B6E	26042	Boot Kit			ws				L:93/Ø1=21/Ø2=74		

		MT/AT		engine B6E	25501	Boot Kit				gs		L:93/Ø1=23/Ø2=71
1.6 16V (65 kW)	03.91 - 10.94	MT/AT		engine B6	23894	Driveshaft	L					
		MT/AT		engine B6	23893	Driveshaft	R					L:907/A:26/D:24
		MT		engine B6	21649	Joint Kit			ws		27	A:26/F:22/DF:22.66/O:56/X
		MT		engine B6, ABS seat prepared	21175	Joint Kit			ws		27	A:26/F:22/DF:22.66/O:56/X
		MT/AT		engine B6	24032	Joint Kit				gs	31	D:24/G:22
		MT		engine B6	26042	Boot Kit			ws			L:93/Ø1=21/Ø2=74
		MT/AT		engine B6	25501	Boot Kit				gs		L:93/Ø1=23/Ø2=71
1.8 16V GT (94 kW)	08.89 - 07.94	MT		engine BP (DOHC)	21649	Joint Kit			ws		27	A:26/F:22/DF:22.66/O:56/X
		MT		engine BP (DOHC)	24008	Joint Kit			ws		27	A:26/F:30/DF:23.35/O:56/Z
		MT		engine BP (DOHC), ABS seat prepared	21175	Joint Kit			ws		27	A:26/F:22/DF:22.66/O:56/X
		MT		engine BP (DOHC)	24031	Joint Kit	L			gs	31	D:26/G:30
		AT		engine BP (DOHC)	24033	Joint Kit	L			gs	31	D:24/G:30
		MT		engine BP (DOHC)	26042	Boot Kit			ws			L:93/Ø1=21/Ø2=74
		MT/AT		engine BP (DOHC)	25500	Boot Kit				gs		L:96/Ø1=22/Ø2=78
<b>323 S IV (BG)</b>												
1.3 (49 kW)	09.89 - 06.91	MT		engine B383, B3E	23895	Driveshaft	L				13	
		AT		engine B383, B3E	23892	Driveshaft	L					
		MT/AT		engine B383, B3E	23891	Driveshaft	R				13	
		MT		engine B383, B3E	24040	Joint Kit			ws		27	A:26/F:21/DF:21.65/O:56/X
		MT		engine B383, B3E	25508	Boot Kit			ws			L:88/Ø1=20/Ø2=71
		MT/AT		engine B383, B3E	25503	Boot Kit				gs		L:88/Ø1=21/Ø2=67
1.3 16V (54 kW)	04.91 - 07.94	MT		engine B3	23895	Driveshaft	L				13	
		AT		engine B3	23892	Driveshaft	L					
		MT/AT		engine B3	23891	Driveshaft	R				13	
		MT/AT		engine DOHC	24040	Joint Kit			ws		27	A:26/F:21/DF:21.65/O:56/X
		MT/AT		engine DOHC	25508	Boot Kit			ws			L:88/Ø1=20/Ø2=71
1.3 D (BG)	11.89 - 07.94	MT/AT		engine E3/B3	25503	Boot Kit				gs		L:88/Ø1=21/Ø2=67
1.5 (BG5P)	11.89 - 07.94	MT		engine E5	24040	Joint Kit			ws		27	A:26/F:21/DF:21.65/O:56/X
		MT/AT		engine E5	25508	Boot Kit			ws			L:88/Ø1=20/Ø2=71
		MT/AT		engine E5	25503	Boot Kit				gs		L:88/Ø1=21/Ø2=67
1.5 D (BG)	11.89 - 07.94	MT/AT		engine E5	25503	Boot Kit				gs		L:88/Ø1=21/Ø2=67
1.6 (62 kW)	09.89 - 06.91	MT/AT		engine B6E	23894	Driveshaft	L					
		MT/AT		engine B6E	23893	Driveshaft	R					L:907/A:26/D:24
		MT		engine B6E	21649	Joint Kit			ws		27	A:26/F:22/DF:22.66/O:56/X
		MT		engine B6E, ABS seat prepared	21175	Joint Kit			ws		27	A:26/F:22/DF:22.66/O:56/X
		MT/AT		engine B6E	24032	Joint Kit				gs	31	D:24/G:22
		MT		engine B6E	26042	Boot Kit			ws			L:93/Ø1=21/Ø2=74
		MT/AT		engine B6E	25501	Boot Kit				gs		L:93/Ø1=23/Ø2=71
1.6 16V (65 kW)	08.89 - 10.94	MT/AT		engine B6	23894	Driveshaft	L					
		MT/AT		engine B6	23893	Driveshaft	R					L:907/A:26/D:24
		MT		engine B6	21649	Joint Kit			ws		27	A:26/F:22/DF:22.66/O:56/X
		MT		engine B6, ABS seat prepared	21175	Joint Kit			ws		27	A:26/F:22/DF:22.66/O:56/X
		MT/AT		engine B6	24032	Joint Kit				gs	31	D:24/G:22
		MT		engine B6	26042	Boot Kit			ws			L:93/Ø1=21/Ø2=74
		MT/AT		engine B6	25501	Boot Kit				gs		L:93/Ø1=23/Ø2=71
1.7 D (41 kW)	08.89 - 07.94	MT		engine PN46, PN62	23895	Driveshaft	L				13	
		AT		engine PN46, PN62	23892	Driveshaft	L					
		MT/AT		engine PN46, PN62	23891	Driveshaft	R				13	
		MT/AT		engine PN46, PN62	24040	Joint Kit			ws		27	A:26/F:21/DF:21.65/O:56/X
		MT/AT		engine PN46, PN62	25508	Boot Kit			ws			L:88/Ø1=20/Ø2=71

		Transm.	with ABS Ring		Part-No.	Description	L Left R Right	F Front R Rear	Wheel Side	Gear Box Side	Pic. No.	Technical Specification  Further details on page I
		MT Manual AT Autom.										

## ( MAZDA )

## ( MAZDA )

323 S IV (BG)													
1.7 D (41 kW)	08.89 - 07.94	MT/AT		engine PN46, PN62	25503	Boot Kit				gs		L:88/Ø1=21/Ø2=67	
1.8 16V GT (94 kW)	06.89 - 07.94	MT		engine BP (DOHC)	21649	Joint Kit			ws		27	A:26/F:22/DF:22.66/O:56/X	
		MT		engine BP (DOHC)	24008	Joint Kit			ws		27	A:26/F:30/DF:23.35/O:56/Z	
		MT		engine BP (DOHC), ABS seat prepared	21175	Joint Kit			ws			27	A:26/F:22/DF:22.66/O:56/X
		MT		engine BP (DOHC)	24031	Joint Kit	L			gs		31	D:26/G:30
		AT		engine BP (DOHC)	24033	Joint Kit	L			gs		31	D:24/G:30
		MT		engine BP (DOHC)	26042	Boot Kit				ws			L:93/Ø1=21/Ø2=74
		MT/AT		engine BP (DOHC)	25500	Boot Kit			gs			L:96/Ø1=22/Ø2=78	
323 IV STATION WAGON (BG)													
1.6	05.90 - 10.94	MT/AT		engine B6 DOHC	21649	Joint Kit			ws		27	A:26/F:22/DF:22.66/O:56/X	
		MT/AT		engine B6 DOHC, ABS seat prepared	21175	Joint Kit			ws		27	A:26/F:22/DF:22.66/O:56/X	
		MT/AT		engine B6 DOHC	26042	Boot Kit			ws			L:93/Ø1=21/Ø2=74	
323 C V (BA)													
1.3 16V (54 kW)	08.94 - 09.98	MT/AT		engine B3	21033	Joint Kit			ws		27	A:26/F:22/DF:22.8/O:56/Z	
		MT/AT	x	engine B3	21034	Joint Kit			ws		27	A:26/F:22/DF:22.8/O:56/Z/ABS:44	
		MT/AT		engine B3	21035	Boot Kit			ws				L:91/Ø1=19/Ø2=79
1.5 16V (65 kW)	08.94 - 09.98	MT/AT		engine Z5-DE	21033	Joint Kit			ws		27	A:26/F:22/DF:22.8/O:56/Z	
		MT/AT	x	engine Z5-DE	21034	Joint Kit			ws		27	A:26/F:22/DF:22.8/O:56/Z/ABS:44	
		MT/AT		engine Z5-DE	21035	Boot Kit			ws				L:91/Ø1=19/Ø2=79
1.8 16V (84 kW)	08.94 - 09.98	MT		engine BP-ZE	24008	Joint Kit			ws		27	A:26/F:30/DF:23.35/O:56/Z	
		MT		engine BP-ZE	21367	Boot Kit			ws			L:93/Ø1=23/Ø2=82	
323 F V (BA)													
1.3 16V (54 kW)	10.96 - 09.98	MT/AT		engine B3	21033	Joint Kit			ws		27	A:26/F:22/DF:22.8/O:56/Z	
		MT/AT	x	engine B3	21034	Joint Kit			ws		27	A:26/F:22/DF:22.8/O:56/Z/ABS:44	
		MT/AT		engine B3	21035	Boot Kit			ws				L:91/Ø1=19/Ø2=79
1.5 16V (65 kW)	07.94 - 09.98	MT/AT		engine Z5-DE	21033	Joint Kit			ws		27	A:26/F:22/DF:22.8/O:56/Z	
		MT/AT	x	engine Z5-DE	21034	Joint Kit			ws		27	A:26/F:22/DF:22.8/O:56/Z/ABS:44	
		MT/AT		engine Z5-DE	21035	Boot Kit			ws				L:91/Ø1=19/Ø2=79
1.8 (84 kW)	08.94 - 09.98	MT		engine BP-ZE	24008	Joint Kit			ws		27	A:26/F:30/DF:23.35/O:56/Z	
		MT		engine BP-ZE	21367	Boot Kit			ws			L:93/Ø1=23/Ø2=82	
2.0 24V (106 kW)	08.94 - 09.98	MT/AT		Ch.-No. - 300000, engine KF	23950	Joint Kit			ws			A:26/F:24/O:56	
		MT/AT		Ch.-No. 300001 - , engine KF	23949	Joint Kit			ws			A:26/F:23/O:56	
		MT/AT	x	Ch.-No. 300001 - , engine KF	23951	Joint Kit			ws			A:26/F:23/O:56	
		MT/AT		engine KF	24368	Boot Kit			ws				L:101/Ø1=24/Ø2=83
323 P V													
1.3 16V (54 kW)	10.96 - 09.98	MT/AT		engine B3	21033	Joint Kit			ws		27	A:26/F:22/DF:22.8/O:56/Z	
		MT/AT	x	engine B3	21034	Joint Kit			ws		27	A:26/F:22/DF:22.8/O:56/Z/ABS:44	
		MT/AT		engine B3	21035	Boot Kit			ws				L:91/Ø1=19/Ø2=79
1.5 16V (65 kW)	10.96 - 09.98	MT/AT		engine Z5-DE	21033	Joint Kit			ws		27	A:26/F:22/DF:22.8/O:56/Z	

		MT/AT	x	engine Z5-DE	21034	Joint Kit		ws	27	A:26/F:22/DF:22.8/0:56/Z/ABS:44
		MT/AT		engine Z5-DE	21035	Boot Kit		ws		L:91/Ø1=19/Ø2=79
2.0 D (52 kW)	10.96 - 09.98	MT			22149	Boot Kit		ws		L:86/Ø1=23/Ø2=73
		MT			23251	Boot Kit			gs	L:93/Ø1=21/Ø2=62
<b>323 S V (BA)</b>										
1.3 16V (54 kW)	08.94 - 09.98	MT/AT		engine B3	21033	Joint Kit		ws	27	A:26/F:22/DF:22.8/0:56/Z
		MT/AT	x	engine B3	21034	Joint Kit		ws	27	A:26/F:22/DF:22.8/0:56/Z/ABS:44
		MT/AT		engine B3	21035	Boot Kit		ws		L:91/Ø1=19/Ø2=79
1.5 16V (65 kW)	08.94 - 09.98	MT/AT		engine Z5-DE	21033	Joint Kit		ws	27	A:26/F:22/DF:22.8/0:56/Z
		MT/AT	x	engine Z5-DE	21034	Joint Kit		ws	27	A:26/F:22/DF:22.8/0:56/Z/ABS:44
		MT/AT		engine Z5-DE	21035	Boot Kit		ws		L:91/Ø1=19/Ø2=79
1.6 TD (60 kW)	02.95 - 09.98	MT		engine 4EE1-T	21033	Joint Kit		ws	27	A:26/F:22/DF:22.8/0:56/Z
		MT	x	engine 4EE1-T	21034	Joint Kit		ws	27	A:26/F:22/DF:22.8/0:56/Z/ABS:44
		MT		engine 4EE1-T	21035	Boot Kit		ws		L:91/Ø1=19/Ø2=79
1.8 (84 kW)	08.94 - 09.98	MT		engine BP-ZE	24008	Joint Kit		ws	27	A:26/F:30/DF:23.35/0:56/Z
		MT		engine BP-ZE	21367	Boot Kit		ws		L:93/Ø1=23/Ø2=82
<b>323 F VI (BJ)</b>										
1.4 (53 kW)	01.01 - 05.04	MT/AT		ABS seat prepared	21198	Joint Kit		ws	27	A:26/F:28/DF:21.75/0:56/X
		MT/AT			21265	Boot Kit		ws		L:90/Ø1=21/Ø2=74
1.4 16V (54 kW)	09.98 - 01.01	MT/AT		engine B3 ME, ABS seat prepared	21198	Joint Kit		ws	27	A:26/F:28/DF:21.75/0:56/X
		MT/AT		engine B3 ME	21265	Boot Kit		ws		L:90/Ø1=21/Ø2=74
1.5 16V (65 kW)	09.98 - 01.01	MT/AT		ABS seat prepared	21198	Joint Kit		ws	27	A:26/F:28/DF:21.75/0:56/X
		MT/AT			21265	Boot Kit		ws		L:90/Ø1=21/Ø2=74
1.6 (70 kW)	01.01 - 05.04	MT/AT		ABS seat prepared	21198	Joint Kit		ws	27	A:26/F:28/DF:21.75/0:56/X
		MT/AT			21265	Boot Kit		ws		L:90/Ø1=21/Ø2=74
1.6 (72 kW)	01.01 - 05.04	MT/AT		ABS seat prepared	21198	Joint Kit		ws	27	A:26/F:28/DF:21.75/0:56/X
		MT/AT			21265	Boot Kit		ws		L:90/Ø1=21/Ø2=74
1.9 16V (84 kW)	09.98 - 01.01	MT/AT		ABS seat prepared	21197	Joint Kit		ws	27	A:26/F:29/DF:22.25/0:56/X
		MT/AT			21266	Boot Kit		ws		L:114/Ø1=24/Ø2=75
2.0 (96 kW)	01.01 - 05.04	MT/AT		ABS seat prepared	21197	Joint Kit		ws	27	A:26/F:29/DF:22.25/0:56/X
		MT/AT			21266	Boot Kit		ws		L:114/Ø1=24/Ø2=75
2.0 D (52 kW)	09.98 - 05.04	MT/AT		ABS seat prepared	21197	Joint Kit		ws	27	A:26/F:29/DF:22.25/0:56/X
		MT/AT			21266	Boot Kit		ws		L:114/Ø1=24/Ø2=75
2.0 TD (66 kW)	09.98 - 01.01	MT/AT		ABS seat prepared	21197	Joint Kit		ws	27	A:26/F:29/DF:22.25/0:56/X
		MT/AT			21266	Boot Kit		ws		L:114/Ø1=24/Ø2=75
2.0 TD (74 kW)	01.01 - 05.04	MT/AT		ABS seat prepared	21197	Joint Kit		ws	27	A:26/F:29/DF:22.25/0:56/X
		MT/AT			21266	Boot Kit		ws		L:114/Ø1=24/Ø2=75
<b>323 P VI (BJ)</b>										
1.4 16V (54 kW)	09.98 - 05.04	MT/AT		engine B3 ME, ABS seat prepared	21198	Joint Kit		ws	27	A:26/F:28/DF:21.75/0:56/X
		MT/AT		engine B3 ME	21265	Boot Kit		ws		L:90/Ø1=21/Ø2=74
1.5 16V (65 kW)	09.98 - 05.04	MT/AT		ABS seat prepared	21198	Joint Kit		ws	27	A:26/F:28/DF:21.75/0:56/X
		MT/AT			21265	Boot Kit		ws		L:90/Ø1=21/Ø2=74
<b>323 S VI (BJ)</b>										
1.4 (53 kW)	01.01 - 05.04	MT/AT		ABS seat prepared	21198	Joint Kit		ws	27	A:26/F:28/DF:21.75/0:56/X
		MT/AT			21265	Boot Kit		ws		L:90/Ø1=21/Ø2=74
1.4 16V (54 kW)	09.98 - 01.01	MT/AT		engine B3 ME, ABS seat prepared	21198	Joint Kit		ws	27	A:26/F:28/DF:21.75/0:56/X
	09.98 - 01.01	MT/AT		engine B3 ME	21265	Boot Kit		ws		L:90/Ø1=21/Ø2=74
1.5 16V (65 kW)	09.98 - 01.01	MT/AT		ABS seat prepared	21198	Joint Kit		ws	27	A:26/F:28/DF:21.75/0:56/X
		MT/AT			21265	Boot Kit		ws		L:90/Ø1=21/Ø2=74

		Transm.	with ABS Ring		Part-No.	Description	L Left R Right	F Front R Rear	Wheel Side	Gear Box Side	Pic. No.	Technical Specification  Further details on page I
		MT Manual AT Autom.										

( MAZDA )

( MAZDA )

<b>323 S VI (BJ)</b>												
1.6 (70 kW)	01.01 - 05.04	MT/AT		ABS seat prepared	21198	Joint Kit			ws		27	A:26/F:28/DF:21.75/O:56/X
		MT/AT			21265	Boot Kit			ws			L:90/Ø1=21/Ø2=74
1.6 (72 kW)	01.01 - 05.04	MT/AT		ABS seat prepared	21198	Joint Kit			ws		27	A:26/F:28/DF:21.75/O:56/X
		MT/AT			21265	Boot Kit			ws			L:90/Ø1=21/Ø2=74
1.9 16V (84 kW)	09.98 - 05.04	MT/AT		ABS seat prepared	21197	Joint Kit			ws		27	A:26/F:29/DF:22.25/O:56/X
		MT/AT			21266	Boot Kit			ws			L:114/Ø1=24/Ø2=75
2.0 D (52 kW)	09.98 - 05.04	MT/AT		ABS seat prepared	21197	Joint Kit			ws		27	A:26/F:29/DF:22.25/O:56/X
		MT/AT			21266	Boot Kit			ws			L:114/Ø1=24/Ø2=75
2.0 TD (66 kW)	09.98 - 05.04	MT/AT		ABS seat prepared	21197	Joint Kit			ws		27	A:26/F:29/DF:22.25/O:56/X
		MT/AT			21266	Boot Kit			ws			L:114/Ø1=24/Ø2=75
<b>626 II (GC)</b>												
1.6 (55 kW)	03.83 - 09.87	MT			23506	Joint Kit			ws		27	A:26/F:23/DF:24.56/O:52/Z
		MT			23538	Boot Kit			ws			L:91/Ø1=21/Ø2=74
1.6 (59 kW)	11.82 - 09.87	MT		engine F6	23506	Joint Kit			ws		27	A:26/F:23/DF:24.56/O:52/Z
		MT		engine F6	23538	Boot Kit			ws			L:91/Ø1=21/Ø2=74
1.8 (GC)	10.82 - 06.87	MT/AT		engine F8	23506	Joint Kit			ws		27	A:26/F:23/DF:24.56/O:52/Z
		MT/AT		engine F8	23538	Boot Kit			ws			L:91/Ø1=21/Ø2=74
2.0 (68 kW)	01.85 - 09.87	MT			21371	Joint Kit			ws		27	A:26/F:25/DF:25.84/O:52/Z
		MT			26139	Boot Kit			ws			L:102/Ø1=24/Ø2=84
2.0 (74 kW)	03.83 - 09.87	MT		engine FE	21371	Joint Kit			ws		27	A:26/F:25/DF:25.84/O:52/Z
		MT		engine FE	26139	Boot Kit			ws			L:102/Ø1=24/Ø2=84
2.0 (88 kW)	01.86 - 09.87	MT		engine FE	21371	Joint Kit			ws		27	A:26/F:25/DF:25.84/O:52/Z
		MT		engine FE	26139	Boot Kit			ws			L:102/Ø1=24/Ø2=84
2.0 D (46 kW)	01.83 - 06.87	MT/AT		engine RF46	21371	Joint Kit			ws		27	A:26/F:25/DF:25.84/O:52/Z
		MT/AT		engine RF46	26139	Boot Kit			ws			L:102/Ø1=24/Ø2=84
<b>626 III (GD)</b>												
1.6 (GD)	09.87 - 12.92	MT		engine B6, ABS seat prepared	24007	Joint Kit			ws		27	A:26/F:25/O:56/Z
		AT		engine B6	21368	Joint Kit			ws		27	A:26/F:23/DF:24.56/O:56/Z
		MT		engine B6	26036	Boot Kit			ws			L:93/Ø1=23/Ø2=82
		AT		engine B6	21367	Boot Kit			ws			L:93/Ø1=23/Ø2=82
1.6 (GD6P)	01.88 - 05.92	AT		engine B6	24025	Driveshaft	L					L:622/A:26/D:26
		MT		engine B6	24026	Driveshaft	R					L:573/A:26/K:26
		MT		engine B6, ABS seat prepared	24007	Joint Kit			ws		27	A:26/F:25/O:56/Z
		AT		engine B6	21368	Joint Kit			ws		27	A:26/F:23/DF:24.56/O:56/Z
		MT		engine B6	24014	Joint Kit	L			gs	31	D:26/G:23
		MT		engine B6	24013	Joint Kit	R			gs	33	G:23/K:26
		AT		engine B6	24035	Joint Kit	L			gs	31	D:26/G:23
		AT		engine B6	24034	Joint Kit	R			gs	33	G:26/K:26
		MT		engine B6	26036	Boot Kit			ws			L:93/Ø1=23/Ø2=82
		AT		engine B6	21367	Boot Kit			ws			L:93/Ø1=23/Ø2=82



		MT		engine B6	26168	Boot Kit			gs		L:87/Ø1=25/Ø2=76
		AT		engine B6	25500	Boot Kit			gs		L:96/Ø1=22/Ø2=78
1.6 (GD6P) (USA/Australia)	01.87 - 12.91	AT		engine B6	26196	Boot Kit		ws			L:94/Ø1=23/Ø2=79
1.8 (65/69 kW)	11.87 - 05.92	AT		engine F8	24025	Driveshaft	L				L:622/A:26/D:26
		MT		engine F8	24026	Driveshaft	R				L:573/A:26/K:26
		MT		engine F8, ABS seat prepared	24007	Joint Kit		ws		27	A:26/F:25/O:56/Z
		AT		engine F8	21368	Joint Kit		ws		27	A:26/F:23/DF:24.56/O:56/Z
		MT		engine F8	24014	Joint Kit	L		gs	31	D:26/G:23
		MT		engine F8	24013	Joint Kit	R		gs	33	G:23/K:26
		AT		engine F8	24035	Joint Kit	L		gs	31	D:26/G:23
		AT		engine F8	24034	Joint Kit	R		gs	33	G:26/K:26
		MT		engine F8	26036	Boot Kit		ws			L:93/Ø1=23/Ø2=82
		AT		engine F8	21367	Boot Kit		ws			L:93/Ø1=23/Ø2=82
1.8 (GD8P,GD8S,GD85T) (USA/Australia)	01.87 - 12.91	AT		engine F8	26196	Boot Kit		ws			L:94/Ø1=23/Ø2=79
2.0 (66 kW)	09.87 - 10.90	MT		engine FE	23896	Driveshaft	L				
		AT		engine FE	23898	Driveshaft	L				
		AT		engine FE	23899	Driveshaft	R				L:565/A:26/K:24
		MT		engine FE, ABS seat prepared	24007	Joint Kit		ws		27	A:26/F:25/O:56/Z
		AT		engine FE, ABS seat prepared	22945	Joint Kit		ws			A:26/F:25/O:56
		MT		engine FE	26036	Boot Kit		ws			L:93/Ø1=23/Ø2=82
2.0 12V (79 kW)	09.87 - 05.92	MT		- 03.90, engine FE	23896	Driveshaft	L				
		AT		- 03.90, engine FE	23898	Driveshaft	L				
		AT		- 03.90, engine FE	23899	Driveshaft	R				L:565/A:26/K:24
		MT		engine FE	24044	Joint Kit		ws		27	A:28/F:26/DF:26.9/O:56/Z
		MT	x	engine FE	24051	Joint Kit		ws		27	A:28/F:26/DF:26.9/O:56/Z/ABS:44
		AT		engine FE, ABS seat prepared	24007	Joint Kit		ws		27	A:26/F:25/O:56/Z
		MT		engine FE	25520	Boot Kit		ws			L:108/Ø1=28/Ø2=90
		AT		engine FE	26036	Boot Kit		ws			L:93/Ø1=23/Ø2=82
2.0 16V (103 kW)	11.87 - 05.92	MT		engine FE	24029	Driveshaft	L			13	L:626/A:26/K:26
		MT		engine FE	24028	Driveshaft	R			10	L:573/A:26/K:26
		MT		engine FE	24044	Joint Kit		ws		27	A:28/F:26/DF:26.9/O:56/Z
		MT	x	engine FE	24051	Joint Kit		ws		27	A:28/F:26/DF:26.9/O:56/Z/ABS:44
		AT		engine FE, ABS seat prepared	24007	Joint Kit		ws		27	A:26/F:25/O:56/Z
		MT		engine FE	25520	Boot Kit		ws			L:108/Ø1=28/Ø2=90
		AT		engine FE	26036	Boot Kit		ws			L:93/Ø1=23/Ø2=82
2.0 16V (109 kW)	06.87 - 09.89	MT		engine FE	24029	Driveshaft	L			13	L:626/A:26/K:26
		MT		engine FE	24028	Driveshaft	R			10	L:573/A:26/K:26
		MT		engine FE	24044	Joint Kit		ws		27	A:28/F:26/DF:26.9/O:56/Z
		MT	x	engine FE	24051	Joint Kit		ws		27	A:28/F:26/DF:26.9/O:56/Z/ABS:44
		AT		engine FE, ABS seat prepared	24007	Joint Kit		ws		27	A:26/F:25/O:56/Z
		MT		engine FE	25520	Boot Kit		ws			L:108/Ø1=28/Ø2=90
		AT		engine FE	26036	Boot Kit		ws			L:93/Ø1=23/Ø2=82
2.0 D (44 kW)	07.87 - 07.91	MT		engine RF-N	24044	Joint Kit		ws		27	A:28/F:26/DF:26.9/O:56/Z
		MT	x	engine RF-N	24051	Joint Kit		ws		27	A:28/F:26/DF:26.9/O:56/Z/ABS:44
		AT		engine RF-N, ABS seat prepared	24007	Joint Kit		ws		27	A:26/F:25/O:56/Z
		MT		engine RF-N	24015	Joint Kit	L		gs	31	D:26/G:25
		MT		engine RF-N	24016	Joint Kit	R		gs	33	G:23/K:26
		MT		engine RF-N	25520	Boot Kit		ws			L:108/Ø1=28/Ø2=90
2.0 D (44 kW)	07.87 - 07.91	AT		engine RF-N	26036	Boot Kit		ws			L:93/Ø1=23/Ø2=82
		MT		engine RF-N	26198	Boot Kit			gs		L:85/Ø1=24/Ø2=82

		Transm.	with ABS Ring		Part-No.	Description	L	F	Wheel Side	Gear Box Side	Pic. No.	Technical Specification  Further details on page I
		MT Manual AT Autom.					Left R Right	Front R Rear				

( MAZDA )

( MAZDA )

626 III (GD)												
2.2 12V (85 kW)	11.87 - 04.92	MT		engine F2	24029	Driveshaft	L				13	L:626/A:26/K:26
		MT		engine F2	24028	Driveshaft	R				10	L:573/A:26/K:26
		MT		engine F2	24044	Joint Kit			ws		27	A:28/F:26/DF:26.9/O:56/Z
		MT	x	engine F2	24051	Joint Kit			ws		27	A:28/F:26/DF:26.9/O:56/Z/ABS:44
		AT		engine F2, ABS seat prepared	24007	Joint Kit			ws		27	A:26/F:25/O:56/Z
		MT		engine F2	24015	Joint Kit	L			gs	31	D:26/G:25
		MT		engine F2	24016	Joint Kit	R			gs	33	G:23/K:26
		MT		engine F2	25520	Boot Kit			ws			L:108/Ø1=28/Ø2=90
		AT		engine F2	26036	Boot Kit			ws			L:93/Ø1=23/Ø2=82
		MT		engine F2	26198	Boot Kit				gs		L:85/Ø1=24/Ø2=82
2.2 12V 4WD (85 kW)	11.87 - 07.90	MT		engine F2	24029	Driveshaft	L	F			13	L:626/A:26/K:26
		MT		engine F2	24028	Driveshaft	R	F			10	L:573/A:26/K:26
		MT		engine F2	24044	Joint Kit		F	ws		27	A:28/F:26/DF:26.9/O:56/Z
		MT	x	engine F2	24051	Joint Kit		F	ws		27	A:28/F:26/DF:26.9/O:56/Z/ABS:44
		AT		engine F2, ABS seat prepared	24007	Joint Kit		F	ws		27	A:26/F:25/O:56/Z
		MT		engine F2	24015	Joint Kit	L	F		gs	31	D:26/G:25
		MT		engine F2	24016	Joint Kit	R	F		gs	33	G:23/K:26
		MT		engine F2	25520	Boot Kit		F	ws			L:108/Ø1=28/Ø2=90
		AT		engine F2	26036	Boot Kit		F	ws			L:93/Ø1=23/Ø2=82
		MT		engine F2	26198	Boot Kit		F		gs		L:85/Ø1=24/Ø2=82
626 III STATION WAGON (GV)												
1.8 (65 kW)	01.88 - 03.92	AT		engine F8	24025	Driveshaft	L					L:622/A:26/D:26
		MT		engine F8	24026	Driveshaft	R					L:573/A:26/K:26
		MT		engine F8, ABS seat prepared	24007	Joint Kit			ws		27	A:26/F:25/O:56/Z
		AT		engine F8	21368	Joint Kit			ws		27	A:26/F:23/DF:24.56/O:56/Z
		MT		engine F8	24014	Joint Kit	L			gs	31	D:26/G:23
		MT		engine F8	24013	Joint Kit	R			gs	33	G:23/K:26
		AT		engine F8	24035	Joint Kit	L			gs	31	D:26/G:23
		AT		engine F8	24034	Joint Kit	R			gs	33	G:26/K:26
		MT		engine F8	26036	Boot Kit			ws			L:93/Ø1=23/Ø2=82
		AT		engine F8	21367	Boot Kit			ws			L:93/Ø1=23/Ø2=82
2.0 (66 kW)	10.88 - 09.97	MT		engine FE	23896	Driveshaft	L					
		AT		engine FE	23898	Driveshaft	L					
		AT		engine FE	23899	Driveshaft	R					L:565/A:26/K:24
		MT		engine FE	24044	Joint Kit			ws		27	A:28/F:26/DF:26.9/O:56/Z
		MT	x	engine FE	24051	Joint Kit			ws		27	A:28/F:26/DF:26.9/O:56/Z/ABS:44
		AT		engine FE, ABS seat prepared	24007	Joint Kit			ws		27	A:26/F:25/O:56/Z
		MT		engine FE	25520	Boot Kit			ws			L:108/Ø1=28/Ø2=90
2.0 12V (81 kW)	09.87 - 01.90	AT		engine FE	26036	Boot Kit			ws			L:93/Ø1=23/Ø2=82
		MT		engine FE	23896	Driveshaft	L					
		AT		engine FE	23898	Driveshaft	L					

		AT		engine FE	23899	Driveshaft	R							L:565/A:26/K:24
		MT		engine FE	24044	Joint Kit			ws		27			A:28/F:26/DF:26.9/O:56/Z
		MT	x	engine FE	24051	Joint Kit			ws		27			A:28/F:26/DF:26.9/O:56/Z/ABS:44
		AT		engine FE, ABS seat prepared	24007	Joint Kit			ws		27			A:26/F:25/O:56/Z
		MT		engine FE	25520	Boot Kit			ws					L:108/Ø1=28/Ø2=90
		AT		engine FE	26036	Boot Kit			ws					L:93/Ø1=23/Ø2=82
2.0 16V (103 kW)	01.88 - 03.92	AT		engine FE, ABS seat prepared	24007	Joint Kit			ws		27			A:26/F:25/O:56/Z
		AT		engine FE	26036	Boot Kit			ws					L:93/Ø1=23/Ø2=82
2.0 D (44 kW)	09.88 - 07.91	MT		engine RF-N	23896	Driveshaft	L							
		AT		engine RF-N	23898	Driveshaft	L/R							
		MT		engine RF-N	24044	Joint Kit			ws		27			A:28/F:26/DF:26.9/O:56/Z
		MT	x	engine RF-N	24051	Joint Kit			ws		27			A:28/F:26/DF:26.9/O:56/Z/ABS:44
		AT		engine RF-N, ABS seat prepared	24007	Joint Kit			ws		27			A:26/F:25/O:56/Z
		MT		engine RF-N	24015	Joint Kit	L			gs	31			D:26/G:25
		MT		engine RF-N	24016	Joint Kit	R			gs	33			G:23/K:26
		MT		engine RF-N	25520	Boot Kit			ws					L:108/Ø1=28/Ø2=90
		AT		engine RF-N	26036	Boot Kit			ws					L:93/Ø1=23/Ø2=82
		MT		engine RF-N	26198	Boot Kit				gs				L:85/Ø1=24/Ø2=82
2.0 D Comprex (55 kW)	05.93 - 11.96	MT/AT		engine RF-CX	21368	Joint Kit			ws		27			A:26/F:23/DF:24.56/O:56/Z
		MT/AT		engine RF-CX	25522	Boot Kit			ws					L:87/Ø1=23/Ø2=78
2.2 12V (85 kW)	03.89 - 11.96	MT		engine F2	23896	Driveshaft	L							
		AT		engine F2	23898	Driveshaft	L							
		AT		engine F2	23899	Driveshaft	R							L:565/A:26/K:24
		MT		engine F2	24044	Joint Kit			ws		27			A:28/F:26/DF:26.9/O:56/Z
		MT	x	engine F2	24051	Joint Kit			ws		27			A:28/F:26/DF:26.9/O:56/Z/ABS:44
		AT		engine F2, ABS seat prepared	24007	Joint Kit			ws		27			A:26/F:25/O:56/Z
		MT		engine F2	25520	Boot Kit			ws					L:108/Ø1=28/Ø2=90
		AT		engine F2	26036	Boot Kit			ws					L:93/Ø1=23/Ø2=82
2.2 12V 4WD (85 kW)	05.91 - 11.92	MT		engine F2	23896	Driveshaft	L	F						
		AT		engine F2	23898	Driveshaft	L	F						
		AT		engine F2	23899	Driveshaft	R	F						L:565/A:26/K:24
		MT		engine F2	24044	Joint Kit		F	ws		27			A:28/F:26/DF:26.9/O:56/Z
		MT	x	engine F2	24051	Joint Kit		F	ws		27			A:28/F:26/DF:26.9/O:56/Z/ABS:44
		AT		engine F2, ABS seat prepared	24007	Joint Kit		F	ws		27			A:26/F:25/O:56/Z
		MT		engine F2	25520	Boot Kit		F	ws					L:108/Ø1=28/Ø2=90
		AT		engine F2	26036	Boot Kit		F	ws					L:93/Ø1=23/Ø2=82
<b>626 IV (CBA,GE)</b>														
1.8 (66 kW)	08.94 - 04.97	MT/AT		ABS seat prepared	24047	Joint Kit			ws		27			A:28/F:23/DF:24.60/O:56/X
		MT/AT	x		23954	Joint Kit			ws		27			A:28/F:23/DF:24.60/O:56/X/ABS:44
		MT/AT			25522	Boot Kit			ws					L:87/Ø1=23/Ø2=78
1.8 (77 kW)	08.91 - 04.97	MT/AT		engine FP, ABS seat prepared	24047	Joint Kit			ws		27			A:28/F:23/DF:24.60/O:56/X
		MT/AT	x	engine FP	23954	Joint Kit			ws		27			A:28/F:23/DF:24.60/O:56/X/ABS:44
		MT/AT		engine FP	25522	Boot Kit			ws					L:87/Ø1=23/Ø2=78
1.8 (GE)	02.91 - 06.97	MT		engine FP	24008	Joint Kit			ws		27			A:26/F:30/DF:23.35/O:56/Z
		MT		engine FP	21367	Boot Kit			ws					L:93/Ø1=23/Ø2=82
1.8 i (66 kW)	08.94 - 04.97	MT/AT		ABS seat prepared	24047	Joint Kit			ws		27			A:28/F:23/DF:24.60/O:56/X
		MT/AT	x		23954	Joint Kit			ws		27			A:28/F:23/DF:24.60/O:56/X/ABS:44
		MT/AT			25522	Boot Kit			ws					L:87/Ø1=23/Ø2=78
1.8 i (77 kW)	01.92 - 04.97	MT/AT		engine FP, ABS seat prepared	24047	Joint Kit			ws		27			A:28/F:23/DF:24.60/O:56/X
		MT/AT	x	engine FP	23954	Joint Kit			ws		27			A:28/F:23/DF:24.60/O:56/X/ABS:44
		MT/AT		engine FP	25522	Boot Kit			ws					L:87/Ø1=23/Ø2=78

		Transm.	with ABS Ring		Part-No.	Description	L	F	Wheel Side	Gear Box Side	Pic. No.	Technical Specification  Further details on page I
		MT Manual AT Autom.					Left R Right	Front R Rear				

( MAZDA )

( MAZDA )

626 IV (CBA,GE)												
1.8i 16V (CBA8P)	01.92 - 06.97	MT MT			24045 21367	Joint Kit Boot Kit			ws ws		27	A:26/F:30/DF:23.35/O:56/X L:93/Ø1=23/Ø2=82
2.0 D GLX Comprex (55 kW)	10.92 - 04.97	MT/AT MT/AT MT/AT	x	engine RF OHC, ABS seat prepared engine RF OHC engine RF OHC	24047 23954 25522	Joint Kit Joint Kit Boot Kit			ws ws ws		27 27	A:28/F:23/DF:24.60/O:56/X A:28/F:23/DF:24.60/O:56/X/ABS:44 L:87/Ø1=23/Ø2=78
2.0 i (85 kW)	08.91 - 04.97	MT/AT MT/AT MT/AT	x	engine FS, ABS seat prepared engine FS engine FS	24047 23954 25522	Joint Kit Joint Kit Boot Kit			ws ws ws		27 27	A:28/F:23/DF:24.60/O:56/X A:28/F:23/DF:24.60/O:56/X/ABS:44 L:87/Ø1=23/Ø2=78
2.0 i 4WD (85 kW)	04.92 - 04.97	MT/AT MT/AT MT/AT	x	engine FS, ABS seat prepared engine FS engine FS	24047 23954 25522	Joint Kit Joint Kit Boot Kit		F F F	ws ws ws		27 27	A:28/F:23/DF:24.60/O:56/X A:28/F:23/DF:24.60/O:56/X/ABS:44 L:87/Ø1=23/Ø2=78
2.5 24V (120/121 kW)	01.92 - 04.97	MT/AT MT/AT MT/AT	x	engine KL engine KL engine KL	24044 24051 25520	Joint Kit Joint Kit Boot Kit			ws ws ws		27 27	A:28/F:26/DF:26.9/O:56/Z A:28/F:26/DF:26.9/O:56/Z/ABS:44 L:108/Ø1=28/Ø2=90
626 IV STATION WAGON												
2.0 D (60 kW)	11.94 - 02.98	MT MT AT MT MT AT		ABS seat prepared	21368 24007 24008 21367 26036 25508	Joint Kit Joint Kit Joint Kit Boot Kit Boot Kit Boot Kit	L R		ws ws ws ws ws ws		27 27 27	A:26/F:23/DF:24.56/O:56/Z A:26/F:25/O:56/Z A:26/F:30/DF:23.35/O:56/Z L:93/Ø1=23/Ø2=82 L:93/Ø1=23/Ø2=82 L:88/Ø1=20/Ø2=71
2.0 i (110 kW)	11.94 - 02.98	MT/AT MT/AT		ABS seat prepared	24007 26036	Joint Kit Boot Kit			ws ws		27	A:26/F:25/O:56/Z L:93/Ø1=23/Ø2=82
2.2 12V (85 kW)	11.94 - 02.98	MT AT AT MT AT MT		engine F2 engine F2 engine F2 engine F2, ABS seat prepared engine F2, ABS seat prepared engine F2	23896 23898 23899 24007 22945 26036	Driveshaft Driveshaft Driveshaft Joint Kit Joint Kit Boot Kit	L L R		ws ws ws ws ws ws		27	L:565/A:26/K:24 A:26/F:25/O:56/Z A:26/F:25/O:56 L:93/Ø1=23/Ø2=82
626 V (GF)												
1.8 (66 kW)	05.97 - 12.99	MT/AT MT/AT MT/AT MT/AT MT/AT	x	Ch.-No. - 219939, ABS seat prepared Ch.-No. 219940 - , ABS seat prepared Ch.-No. 219940 - Ch.-No. - 219939 Ch.-No. 219940 -	21200 21199 22966 21267 21264	Joint Kit Joint Kit Joint Kit Boot Kit Boot Kit			ws ws ws ws ws		27 27 27	A:28/F:22/DF:22.66/O:56/X A:28/F:30/DF:23.2/O:56/X A:28/F:30/DF:23.2/O:56/X/ABS:44 L:114/Ø1=24/Ø2=75 L:94/Ø1=24/Ø2=80
1.9 (74 kW)	12.99 - 10.02	MT/AT MT/AT		ABS seat prepared	21199 21267	Joint Kit Boot Kit			ws ws		27	A:28/F:30/DF:23.2/O:56/X L:114/Ø1=24/Ø2=75
2.0 (85 kW)	05.97 - 10.02	MT/AT MT/AT MT/AT	x	ABS seat prepared Ch.-No. 219940 -	21199 22966 21267	Joint Kit Joint Kit Boot Kit			ws ws ws		27 27	A:28/F:30/DF:23.2/O:56/X A:28/F:30/DF:23.2/O:56/X/ABS:44 L:114/Ø1=24/Ø2=75

2.0 / 2.0 H.P. (100 kW)	02.98 - 10.02	MT/AT MT/AT		ABS seat prepared	21199 21267	Joint Kit Boot Kit			ws ws		27	A:28/F:30/DF:23.2/O:56/X L:114/Ø1=24/Ø2=75
2.0 Turbo DI (74 kW)	04.98 - 10.02	MT MT MT	x	ABS seat prepared	24047 23954 21283	Joint Kit Joint Kit Boot Kit			ws ws ws		27	A:28/F:23/DF:24.60/O:56/X A:28/F:23/DF:24.60/O:56/X/ABS:44 L:114/Ø1=25/Ø2=83
<b>626 V STATION WAGON (GW)</b>												
1.9 (66 kW)	02.98 - 01.00	MT/AT MT/AT		TPE boot	23139 23212	Boot Kit Boot Kit			ws			L:97/Ø1=24/Ø2=81 L:94/Ø1=25/Ø2=67
1.9 (74 kW)	01.00 - 10.02	MT/AT MT/AT		ABS seat prepared	21199 21267	Joint Kit Boot Kit			ws ws		27	A:28/F:30/DF:23.2/O:56/X L:114/Ø1=24/Ø2=75
2.0 (85 kW)	02.98 - 10.02	MT/AT MT/AT		ABS seat prepared	21199 21267	Joint Kit Boot Kit			ws ws		27	A:28/F:30/DF:23.2/O:56/X L:114/Ø1=24/Ø2=75
2.0 H.P. (100 kW)	02.98 - 10.02	MT/AT MT/AT		ABS seat prepared	21199 21267	Joint Kit Boot Kit			ws ws		27	A:28/F:30/DF:23.2/O:56/X L:114/Ø1=24/Ø2=75
2.0 Turbo DI (74 kW)	04.98 - 10.02	MT MT MT	x	ABS seat prepared	24047 23954 21283	Joint Kit Joint Kit Boot Kit			ws ws ws		27	A:28/F:23/DF:24.60/O:56/X A:28/F:23/DF:24.60/O:56/X/ABS:44 L:114/Ø1=25/Ø2=83
<b>929 III (HC)</b>												
3.0 (125 kW)	01.88 - 12.89	MT MT		engine JE3 engine JE3	24018 25507	Joint Kit Boot Kit				gs		G:26 L:91/Ø1=26/Ø2=87
<b>B-SERIE (UF)</b>												
2.5 D 4WD (57 kW)	09.98 - 06.99	MT		Ch.-No. - UN***2-140471	23953	Joint Kit		F	ws		27	A:26/F:25
2.5 D 4WD (63 kW)	02.96 - 06.99	MT		Ch.-No. - UN***2-140471	23953	Joint Kit		F	ws		27	A:26/F:25
<b>B-SERIE (UN)</b>												
2.6 12V (90 kW)	06.99 - 03.05	MT		Ch.-No. - UN***2-140471	23953	Joint Kit		F	ws		27	A:26/F:25
2.5 D 4WD (57 kW)	06.99 - 03.05	MT		engine MD25NA	23953	Joint Kit		F	ws		27	A:26/F:25
2.5 TD 4WD (80 kW)	06.99 - 03.05	MT		engine MD25TI	23953	Joint Kit		F	ws		27	A:26/F:25
<b>CAPELLA (GD)</b>												
2.0 (GDEA/GDEB/GDEP/GDES)	11.87 - 07.91	MT MT MT	x	engine FE/RF engine FE/RF engine FE/RF	24044 24051 25520	Joint Kit Joint Kit Boot Kit			ws ws ws		27	A:28/F:26/DF:26.9/O:56/Z A:28/F:26/DF:26.9/O:56/Z/ABS:44 L:108/Ø1=28/Ø2=90
2.2 12V (GDEA/GDEB/GDEP/GDES)	11.87 - 07.91	MT MT MT	x	engine FE/RF engine FE/RF engine FE/RF	24044 24051 25520	Joint Kit Joint Kit Boot Kit			ws ws ws		27	A:28/F:26/DF:26.9/O:56/Z A:28/F:26/DF:26.9/O:56/Z/ABS:44 L:108/Ø1=28/Ø2=90
<b>DEMIO (DW)</b>												
1.3 16V (46 kW)	08.98 - 12.02	MT/AT MT/AT MT/AT	x		21777 21780 23250	Joint Kit Boot Kit Boot Kit			ws ws		27	A:24/F:19/O:52/Z/ABS:44 L:83/Ø1=19/Ø2=67 L:87/Ø1=19/Ø2=59
1.3 16V (53 kW)	08.98 - 04.00	MT MT MT		engine B3 engine B3 engine B3	22969 22004 23250	Joint Kit Boot Kit Boot Kit			ws ws		27	A:24/F:19/O:52 L:84/Ø1=21/Ø2=64 L:87/Ø1=19/Ø2=59
1.5 16V (55 kW)	04.00 - 12.02	MT MT MT		engine B5 engine B5 engine B5	22969 22004 23250	Joint Kit Boot Kit Boot Kit			ws ws		27	A:24/F:19/O:52 L:84/Ø1=21/Ø2=64 L:87/Ø1=19/Ø2=59
<b>LANTIS (CBA)</b>												
1.8i 16V (CBA8P)	08.93 -	MT MT			24045 21367	Joint Kit Boot Kit			ws ws		27	A:26/F:30/DF:23.35/O:56/X L:93/Ø1=23/Ø2=82

		Transm.	with ABS Ring		Part-No.	Description	L	F	Wheel Side	Gear Box Side	Pic. No.	Technical Specification  Further details on page I
		MT Manual AT Autom.					Left R Right	Front R Rear				

( MAZDA )

( MAZDA )

MIATA												
1.6	09.89 -	MT/AT		engine B64F DOHC	24043	Joint Kit			ws		27	A:26/F:22/DF:22.40/O:56/X
		MT/AT		engine B64F DOHC	24023	Joint Kit				gs		G:22
		MT/AT		engine B64F DOHC	25510	Boot Kit			ws			L:69/Ø1=21/Ø2=73
		MT/AT		engine B64F DOHC	26231	Boot Kit				gs		L:95/Ø1=21/Ø2=72
MPV II (LW)												
2.0 (88 kW)	08.02 - 07.02	MT/AT		TPE boot	23138	Boot Kit			ws			L:117/Ø1=26/Ø2=84
		MT/AT			23210	Boot Kit				gs		L:94/Ø1=23/Ø2=84
2.0 (90 kW)	09.99 - 07.02	MT/AT		engine FS-DS, TPE boot	23138	Boot Kit			ws			L:117/Ø1=26/Ø2=84
		MT/AT		engine FS-DS	23210	Boot Kit				gs		L:94/Ø1=23/Ø2=84
MX-3 (EC)												
1.5 (EC)	09.91 - 10.97	MT/AT		engine B5 DOHC	21649	Joint Kit			ws		27	A:26/F:22/DF:22.66/O:56/X
		MT/AT		engine B5 DOHC, ABS seat prepared	21175	Joint Kit			ws		27	A:26/F:22/DF:22.66/O:56/X
		MT/AT		engine B5 DOHC	26042	Boot Kit			ws			L:93/Ø1=21/Ø2=74
1.6 i (65 kW)	07.91 - 10.97	MT/AT		- 12.93, engine B69	21649	Joint Kit			ws		27	A:26/F:22/DF:22.66/O:56/X
		MT/AT		- 12.93, engine B69	26042	Boot Kit			ws			L:93/Ø1=21/Ø2=74
1.8 (98 kW)	01.92 - 01.94	MT/AT		engine K819	21649	Joint Kit			ws		27	A:26/F:22/DF:22.66/O:56/X
		MT/AT		engine K819, ABS seat prepared	21175	Joint Kit			ws		27	A:26/F:22/DF:22.66/O:56/X
		MT/AT		engine K819	26042	Boot Kit			ws			L:93/Ø1=21/Ø2=74
1.8 (USA)	01.92 - 12.93	MT/AT			26196	Boot Kit			ws			L:94/Ø1=23/Ø2=79
MX-5 I (NA)												
1.6 (85 kW)	05.90 - 01.94	MT/AT		engine B64F	24043	Joint Kit			ws		27	A:26/F:22/DF:22.40/O:56/X
		MT/AT		engine B64F	24023	Joint Kit				gs		G:22
		MT/AT		engine B64F	25510	Boot Kit			ws			L:69/Ø1=21/Ø2=73
		MT/AT		engine B64F	26231	Boot Kit				gs		L:95/Ø1=21/Ø2=72
MX-6 (GD,GE6)												
1.6 (GD6P)	01.88 -	AT		engine B6	24025	Driveshaft	L					L:622/A:26/D:26
		MT		engine B6	24026	Driveshaft	R					L:573/A:26/K:26
		MT		engine B6, ABS seat prepared	24007	Joint Kit			ws		27	A:26/F:25/O:56/Z
		AT		engine B6	21368	Joint Kit			ws		27	A:26/F:23/DF:24.56/O:56/Z
		MT		engine B6	24014	Joint Kit	L			gs	31	D:26/G:23
		MT		engine B6	24013	Joint Kit	R			gs	33	G:23/K:26
		AT		engine B6	24035	Joint Kit	L			gs	31	D:26/G:23
		AT		engine B6	24034	Joint Kit	R			gs	33	G:26/K:26
		MT		engine B6	26036	Boot Kit			ws			L:93/Ø1=23/Ø2=82
		AT		engine B6	21367	Boot Kit			ws			L:93/Ø1=23/Ø2=82
		MT		engine B6	26168	Boot Kit				gs		L:87/Ø1=25/Ø2=76
		AT		engine B6	25500	Boot Kit				gs		L:96/Ø1=22/Ø2=78
1.8 (GD8P)	01.88 -	AT		engine F8	24025	Driveshaft	L					L:622/A:26/D:26
		MT		engine F8	24026	Driveshaft	R					L:573/A:26/K:26

		MT		engine F8, ABS seat prepared	24007	Joint Kit			ws		27	A:26/F:25/O:56/Z
		AT		engine F8	21368	Joint Kit			ws		27	A:26/F:23/DF:24.56/O:56/Z
		MT		engine F8	24014	Joint Kit	L		gs		31	D:26/G:23
		MT		engine F8	24013	Joint Kit	R		gs		33	G:23/K:26
		AT		engine F8	24035	Joint Kit	L		gs		31	D:26/G:23
		AT		engine F8	24034	Joint Kit	R		gs		33	G:26/K:26
		MT		engine F8	26036	Boot Kit			ws			L:93/Ø1=23/Ø2=82
		AT		engine F8	21367	Boot Kit			ws			L:93/Ø1=23/Ø2=82
		MT		engine F8	26168	Boot Kit			gs			L:87/Ø1=25/Ø2=76
		AT		engine F8	25500	Boot Kit			gs			L:96/Ø1=22/Ø2=78
2.0 (85 kW)	02.92 -	MT/AT		engine FS, ABS seat prepared	24047	Joint Kit			ws		27	A:28/F:23/DF:24.60/O:56/X
		MT/AT	x	engine FS	23954	Joint Kit			ws		27	A:28/F:23/DF:24.60/O:56/X/ABS:44
		MT/AT		engine FS	25522	Boot Kit			ws			L:87/Ø1=23/Ø2=78
2.0 (GDEA/GDEB/GDEP/GDES)	11.87 - 07.91	MT		engine FE/RF	24029	Driveshaft	L				13	L:626/A:26/K:26
		MT		engine FE/RF	24028	Driveshaft	R				10	L:573/A:26/K:26
		MT		engine FE/RF	24044	Joint Kit			ws		27	A:28/F:26/DF:26.9/O:56/Z
		MT	x	engine FE/RF	24051	Joint Kit			ws		27	A:28/F:26/DF:26.9/O:56/Z/ABS:44
		MT		engine FE/RF	24015	Joint Kit	L		gs		31	D:26/G:25
		MT		engine FE/RF	24016	Joint Kit	R		gs		33	G:23/K:26
		MT		engine FE/RF	25520	Boot Kit			ws			L:108/Ø1=28/Ø2=90
		MT		engine FE/RF	26198	Boot Kit			gs			L:85/Ø1=24/Ø2=82
2.2 12V (GDEA/GDEB/GDEP/GDES)	11.87 - 07.91	MT		engine FE/RF	24029	Driveshaft	L				13	L:626/A:26/K:26
		MT		engine FE/RF	24028	Driveshaft	R				10	L:573/A:26/K:26
		MT		engine FE/RF	24044	Joint Kit			ws		27	A:28/F:26/DF:26.9/O:56/Z
		MT	x	engine FE/RF	24051	Joint Kit			ws		27	A:28/F:26/DF:26.9/O:56/Z/ABS:44
		MT		engine FE/RF	24015	Joint Kit	L		gs		31	D:26/G:25
		MT		engine FE/RF	24016	Joint Kit	R		gs		33	G:23/K:26
		MT		engine FE/RF	25520	Boot Kit			ws			L:108/Ø1=28/Ø2=90
		MT		engine FE/RF	26198	Boot Kit			gs			L:85/Ø1=24/Ø2=82
2.5 24V (121 kW)	02.92 -	MT		engine KL	24044	Joint Kit			ws		27	A:28/F:26/DF:26.9/O:56/Z
		MT	x	engine KL	24051	Joint Kit			ws		27	A:28/F:26/DF:26.9/O:56/Z/ABS:44
		AT		engine KL, ABS seat prepared	24047	Joint Kit			ws		27	A:28/F:23/DF:24.60/O:56/X
		MT/AT		engine KL	25520	Boot Kit			ws			L:108/Ø1=28/Ø2=90
2.5 i 24V (120 kW)	08.94 -	MT		engine KL	24044	Joint Kit			ws		27	A:28/F:26/DF:26.9/O:56/Z
		MT	x	engine KL	24051	Joint Kit			ws		27	A:28/F:26/DF:26.9/O:56/Z/ABS:44
		AT		engine KL, ABS seat prepared	24047	Joint Kit			ws		27	A:28/F:23/DF:24.60/O:56/X
		MT/AT		engine KL	25520	Boot Kit			ws			L:108/Ø1=28/Ø2=90
<b>PREMACY (CP)</b>												
1.9 (74 kW)	07.99 -	MT/AT		ABS seat prepared	21197	Joint Kit			ws		27	A:26/F:29/DF:22.25/O:56/X
		MT/AT			21266	Boot Kit			ws			L:114/Ø1=24/Ø2=75
1.9 (84 kW)	07.99 -	MT/AT		ABS seat prepared	21197	Joint Kit			ws		27	A:26/F:29/DF:22.25/O:56/X
		MT/AT			21266	Boot Kit			ws			L:114/Ø1=24/Ø2=75
2.0 TD (66 kW)	10.99 - 07.00	MT/AT		ABS seat prepared	21197	Joint Kit			ws		27	A:26/F:29/DF:22.25/O:56/X
		MT/AT			21266	Boot Kit			ws			L:114/Ø1=24/Ø2=75
2.0 TD (74 kW)	07.00 -	MT/AT		ABS seat prepared	21197	Joint Kit			ws		27	A:26/F:29/DF:22.25/O:56/X
		MT/AT			21266	Boot Kit			ws			L:114/Ø1=24/Ø2=75
<b>PROTEGE (USA)</b>												
1.8 DOHC	01.90 - 12.92	MT			24045	Joint Kit			ws		27	A:26/F:30/DF:23.35/O:56/X
		MT			21367	Boot Kit			ws			L:93/Ø1=23/Ø2=82
1.8 SOHC	01.90 - 12.94	MT/AT			26196	Boot Kit			ws			L:94/Ø1=23/Ø2=79

		Transm.	with ABS Ring		Part-No.	Description	L Left R Right	F Front R Rear	Wheel Side	Gear Box Side	Pic. No.	Technical Specification  Further details on page I
		MT Manual AT Autom.										

## ( MAZDA )

## ( MAZDA )

RX 7 II (FC)													
Turbo (133 kW)	06.87 - 11.89	MT		engine RE13B	25507	Boot Kit			ws			L:91/Ø1=26/Ø2=87	
Turbo (147 kW)	03.89 - 12.91	MT		engine RE13B	25507	Boot Kit			ws			L:91/Ø1=26/Ø2=87	
Wankel (110 kW)	11.85 - 04.89	MT/AT		engine RE13B	24042	Joint Kit			ws		27	A:28/F:23/DF:24.65/O:58/X	
		MT/AT		engine RE13B	26228	Boot Kit				gs		L:93/Ø1=23/Ø2=75	
XEDOS 6 (CA)													
1.6 16V (79 kW)	06.94 -	MT		engine B6	23955	Joint Kit			ws			A:28/F:22/O:56	
		MT		engine B6	25508	Boot Kit			ws			L:88/Ø1=20/Ø2=71	
		MT		engine B6	23211	Boot Kit				gs			L:94/Ø1=25/Ø2=72
1.6 16V (83 kW)	08.92 - 05.94	MT		engine B69	23955	Joint Kit			ws			A:28/F:22/O:56	
		MT		engine B69	25508	Boot Kit			ws			L:88/Ø1=20/Ø2=71	
2.0 V6 (103 kW)	06.94 -	MT		engine KF1, ABS seat prepared	24047	Joint Kit			ws		27	A:28/F:23/DF:24.60/O:56/X	
		MT	x	engine KF1	23954	Joint Kit			ws		27	A:28/F:23/DF:24.60/O:56/X/ABS:44	
		MT		engine KF1	21035	Boot Kit			ws				L:91/Ø1=19/Ø2=79
2.0 V6 (106 kW)	01.92 - 05.94	MT		engine KF1, ABS seat prepared	24047	Joint Kit			ws		27	A:28/F:23/DF:24.60/O:56/X	
		MT	x	engine KF1	23954	Joint Kit			ws		27	A:28/F:23/DF:24.60/O:56/X/ABS:44	
		MT		engine KF1	21035	Boot Kit			ws				L:91/Ø1=19/Ø2=79
		MT		engine KF1	23212	Boot Kit				gs			L:94/Ø1=25/Ø2=67
XEDOS 9 (TA)													
2.0 24V (105 kW)	08.93 - 01.00	MT	x	engine KF	23956	Joint Kit			ws			A:28/F:26/O:56/ABS:44	

## MERCEDES-BENZ

## MERCEDES-BENZ

(W168) A-CLASS													
A 140 (60 kW)	07.97 - 08.04	MT/AT	x	- 12.00	23796	Driveshaft	L				7	L:580/A:24/D:22/O:57/ABS:48	
		MT/AT	x	- 12.00	23797	Driveshaft	R				8	L:952/A:24/D:22/O:57/ABS:48	
		MT	x		22262	Joint Kit			ws		27	A:24/F:27/DF:21.4/O:57/X/ABS:48	
		AT	x		22264	Joint Kit			ws		27	A:24/F:27/DF:21.4/O:57/X/ABS:48	
		MT			22263	Boot Kit			ws				L:114/Ø1=33/Ø2=76
		AT			22265	Boot Kit			ws				L:109/Ø1=26.5/Ø2=76
A 160 (75 kW)	07.97 - 08.04	MT/AT	x	- 12.00	23796	Driveshaft	L				7	L:580/A:24/D:22/O:57/ABS:48	
		MT/AT	x	- 12.00	23797	Driveshaft	R				8	L:952/A:24/D:22/O:57/ABS:48	
		MT	x		22262	Joint Kit			ws		27	A:24/F:27/DF:21.4/O:57/X/ABS:48	
		AT	x		22264	Joint Kit			ws		27	A:24/F:27/DF:21.4/O:57/X/ABS:48	
		MT			22263	Boot Kit			ws				L:114/Ø1=33/Ø2=76
		AT			22265	Boot Kit			ws				L:109/Ø1=26.5/Ø2=76
A 160 CDI (44 kW)	07.98 - 02.01	MT/AT	x	- 12.00	23796	Driveshaft	L				7	L:580/A:24/D:22/O:57/ABS:48	
		MT/AT	x	- 12.00	23797	Driveshaft	R				8	L:952/A:24/D:22/O:57/ABS:48	
		MT	x		22262	Joint Kit			ws		27	A:24/F:27/DF:21.4/O:57/X/ABS:48	
		AT	x		22264	Joint Kit			ws		27	A:24/F:27/DF:21.4/O:57/X/ABS:48	
		MT			22263	Boot Kit			ws				L:114/Ø1=33/Ø2=76



		AT				22265	Boot Kit			ws			L:109/Ø1=26.5/Ø2=76
A 160 CDI (55 kW)	02.01 - 08.04	MT	x			22262	Joint Kit			ws		27	A:24/F:27/DF:21.4/0:57/X/ABS:48
		AT	x			22264	Joint Kit			ws		27	A:24/F:27/DF:21.4/0:57/X/ABS:48
		MT				22263	Boot Kit			ws			L:114/Ø1=33/Ø2=76
		AT				22265	Boot Kit			ws			L:109/Ø1=26.5/Ø2=76
A 170 CDI (66 kW)	07.98 - 02.01	MT/AT	x	- 12.00		23796	Driveshaft	L				7	L:580/A:24/D:22/O:57/ABS:48
		MT/AT	x	- 12.00		23797	Driveshaft	R				8	L:952/A:24/D:22/O:57/ABS:48
		MT	x			22262	Joint Kit			ws		27	A:24/F:27/DF:21.4/0:57/X/ABS:48
		AT	x			22264	Joint Kit			ws		27	A:24/F:27/DF:21.4/0:57/X/ABS:48
		MT				22263	Boot Kit			ws			L:114/Ø1=33/Ø2=76
		AT				22265	Boot Kit			ws			L:109/Ø1=26.5/Ø2=76
A 170 CDI (70 kW)	02.01 - 08.04	MT	x			22262	Joint Kit			ws		27	A:24/F:27/DF:21.4/0:57/X/ABS:48
		AT	x			22264	Joint Kit			ws		27	A:24/F:27/DF:21.4/0:57/X/ABS:48
		MT				22263	Boot Kit			ws			L:114/Ø1=33/Ø2=76
		AT				22265	Boot Kit			ws			L:109/Ø1=26.5/Ø2=76
A 190 (92 kW)	03.99 - 08.04	MT	x			22258	Joint Kit			ws		27	A:24/F:27/DF:21.4/0:57/X/ABS:48
		AT	x			22260	Joint Kit			ws		27	A:24/F:27/DF:21.4/0:57/X/ABS:48
		MT				22259	Boot Kit			ws			L:117/Ø1=33/Ø2=82
		AT				22261	Boot Kit			ws			L:111/Ø1=26.5/Ø2=82
<b>(W169) A-CLASS</b>													
A 150 (70 kW)	09.04 -	MT				24556	Joint Kit			ws		27	A:25/F:27/DF:21.4/0:60.2/X
		MT				24557	Joint Kit	L			gs		D:22/G:27
		MT		TPE boot		24562	Boot Kit			ws			L:111/Ø1=32.7/Ø2=81
		MT		TPE boot		24561	Boot Kit				gs		L:113/Ø1=32.7/Ø2=72.3
A 170 (85 kW)	09.04 -	MT				24556	Joint Kit			ws		27	A:25/F:27/DF:21.4/0:60.2/X
		MT				24557	Joint Kit	L			gs		D:22/G:27
		MT		TPE boot		24562	Boot Kit			ws			L:111/Ø1=32.7/Ø2=81
		MT		TPE boot		24561	Boot Kit				gs		L:113/Ø1=32.7/Ø2=72.3
A 200 (100 kW)	09.04 -	MT				24556	Joint Kit			ws		27	A:25/F:27/DF:21.4/0:60.2/X
		MT				24557	Joint Kit	L			gs		D:22/G:27
		MT		TPE boot		24562	Boot Kit			ws			L:111/Ø1=32.7/Ø2=81
		MT		TPE boot		24561	Boot Kit				gs		L:113/Ø1=32.7/Ø2=72.3
A 200 Turbo (142 kW)	09.05 -	MT				24558	Joint Kit			ws		27	A:25/F:25/DF:25.4/0:60.2/X
		MT				24559	Joint Kit	L			gs		D:27/G:25
		MT		TPE boot		24563	Boot Kit			ws			L:115.5/Ø1=30/Ø2=87.7
		MT		TPE boot		24560	Boot Kit				gs		L:109/Ø1=30.2/Ø2=81.2
A 160 CDI (60 kW)	09.04 -	MT				24556	Joint Kit			ws		27	A:25/F:27/DF:21.4/0:60.2/X
		MT				24557	Joint Kit	L			gs		D:22/G:27
		MT		TPE boot		24562	Boot Kit			ws			L:111/Ø1=32.7/Ø2=81
		MT		TPE boot		24561	Boot Kit				gs		L:113/Ø1=32.7/Ø2=72.3
A 180 CDI (80 kW)	09.04 -	MT				24558	Joint Kit			ws		27	A:25/F:25/DF:25.4/0:60.2/X
		MT				24559	Joint Kit	L			gs		D:27/G:25
		MT		TPE boot		24563	Boot Kit			ws			L:115.5/Ø1=30/Ø2=87.7
		MT		TPE boot		24560	Boot Kit				gs		L:109/Ø1=30.2/Ø2=81.2
A 200 CDI (103 kW)	09.04 -	MT				24558	Joint Kit			ws		27	A:25/F:25/DF:25.4/0:60.2/X
		MT				24559	Joint Kit	L			gs		D:27/G:25
		MT		TPE boot		24563	Boot Kit			ws			L:115.5/Ø1=30/Ø2=87.7
		MT		TPE boot		24560	Boot Kit				gs		L:109/Ø1=30.2/Ø2=81.2
B 150 (70 kW)	03.05 -	MT				24556	Joint Kit			ws		27	A:25/F:27/DF:21.4/0:60.2/X
		MT				24557	Joint Kit	L			gs		D:22/G:27
		MT		TPE boot		24562	Boot Kit			ws			L:111/Ø1=32.7/Ø2=81

		Transm. <b>MT</b> Manual <b>AT</b> Autom.	with ABS Ring		<b>Part-No.</b>	<b>Description</b>	<b>L</b> Left <b>R</b> Right	<b>F</b> Front <b>R</b> Rear	<b>Wheel</b> <b>Side</b>	<b>Gear</b> <b>Box</b> <b>Side</b>	<b>Pic.</b> <b>No.</b>	<b>Technical Specification</b>  Further details on page I
---	---	---	---------------------	--	-----------------	--------------------	---------------------------------------	---------------------------------------	-----------------------------	--	---------------------------	---

**( MERCEDES-BENZ )****( MERCEDES-BENZ )**

<b>(W169) A-CLASS</b>												
B 150 (70 kW)	03.05 -	MT		TPE boot	<b>24561</b>	Boot Kit				gs		L:113/Ø1=32.7/Ø2=72.3
B 170 (85 kW)	03.05 -	MT			<b>24556</b>	Joint Kit			ws		27	A:25/F:27/DF:21.4/O:60.2/X
		MT			<b>24557</b>	Joint Kit	L			gs		D:22/G:27
		MT		TPE boot	<b>24562</b>	Boot Kit			ws			L:111/Ø1=32.7/Ø2=81
		MT		TPE boot	<b>24561</b>	Boot Kit				gs		L:113/Ø1=32.7/Ø2=72.3
<b>(W245) B-CLASS</b>												
B 200 Turbo (142 kW)	03.05 -	MT			<b>24558</b>	Joint Kit			ws		27	A:25/F:25/DF:25.4/O:60.2/X
		MT			<b>24559</b>	Joint Kit	L			gs		D:27/G:25
		MT		TPE boot	<b>24563</b>	Boot Kit			ws			L:115.5/Ø1=30/Ø2=87.7
		MT		TPE boot	<b>24560</b>	Boot Kit				gs		L:109/Ø1=30.2/Ø2=81.2
B 180 CDI (80 kW)	03.05 -	MT			<b>24558</b>	Joint Kit			ws		27	A:25/F:25/DF:25.4/O:60.2/X
		MT			<b>24559</b>	Joint Kit	L			gs		D:27/G:25
		MT		TPE boot	<b>24563</b>	Boot Kit			ws			L:115.5/Ø1=30/Ø2=87.7
		MT		TPE boot	<b>24560</b>	Boot Kit				gs		L:109/Ø1=30.2/Ø2=81.2
B 200 CDI (103 kW)	03.05 -	MT			<b>24558</b>	Joint Kit			ws		27	A:25/F:25/DF:25.4/O:60.2/X
		MT			<b>24559</b>	Joint Kit	L			gs		D:27/G:25
		MT		TPE boot	<b>24563</b>	Boot Kit			ws			L:115.5/Ø1=30/Ø2=87.7
		MT		TPE boot	<b>24560</b>	Boot Kit				gs		L:109/Ø1=30.2/Ø2=81.2
<b>(W114)</b>												
230.6 (88 kW)	01.68 - 11.76	MT/AT			<b>22702</b>	Driveshaft	L/R				16	L:650/A:27/D:27
250 (85/96 kW)	07.68 - 08.72	MT/AT			<b>22702</b>	Driveshaft	L/R				16	L:650/A:27/D:27
250 2.8 (96 kW)	06.72 - 11.76	MT/AT			<b>22702</b>	Driveshaft	L/R				16	L:650/A:27/D:27
280 (118 kW)	06.72 - 11.76	MT/AT			<b>22702</b>	Driveshaft	L/R				16	L:650/A:27/D:27
280 E (136 kW)	06.72 - 11.76	MT/AT			<b>22702</b>	Driveshaft	L/R				16	L:650/A:27/D:27
<b>(W114) COUPE</b>												
250 C (96 kW)	04.69 - 06.72	MT/AT			<b>22702</b>	Driveshaft	L/R				16	L:650/A:27/D:27
250 C 2.8 (96 kW)	06.72 - 11.76	MT/AT			<b>22702</b>	Driveshaft	L/R				16	L:650/A:27/D:27
280 C (118 kW)	06.72 - 02.77	MT/AT			<b>22702</b>	Driveshaft	L/R				16	L:650/A:27/D:27
280 CE (136 kW)	06.72 - 01.77	MT/AT			<b>22702</b>	Driveshaft	L/R				16	L:650/A:27/D:27
<b>(W115)</b>												
200 (63/70 kW)	01.68 - 01.77	MT/AT			<b>22702</b>	Driveshaft	L/R				16	L:650/A:27/D:27
200 D (40 kW)	01.68 - 01.77	MT/AT			<b>22702</b>	Driveshaft	L/R				16	L:650/A:27/D:27
220 (66/77 kW)	01.68 - 07.73	MT/AT			<b>22702</b>	Driveshaft	L/R				16	L:650/A:27/D:27
220 D (44 kW)	01.68 - 01.77	MT/AT			<b>22702</b>	Driveshaft	L/R				16	L:650/A:27/D:27
230.4 (81 kW)	08.73 - 12.76	MT/AT			<b>22702</b>	Driveshaft	L/R				16	L:650/A:27/D:27
240 D (48 kW)	08.73 - 01.77	MT/AT			<b>22702</b>	Driveshaft	L/R				16	L:650/A:27/D:27
240 D 3.0 (59 kW)	08.74 - 11.76	MT/AT			<b>22702</b>	Driveshaft	L/R				16	L:650/A:27/D:27
<b>(W123)</b>												
200 (62/69 kW)	02.76 - 08.80	MT/AT			<b>22702</b>	Driveshaft	L/R				16	L:650/A:27/D:27

200 (74/80 kW)	06.80 - 11.85	MT/AT			22702	Driveshaft	L/R				16	L:650/A:27/D:27
200 D (40/44/49 kW)	07.76 - 11.85	MT/AT			22702	Driveshaft	L/R				16	L:650/A:27/D:27
230 (80 kW)	02.76 - 03.81	MT/AT			22702	Driveshaft	L/R				16	L:650/A:27/D:27
230 E (100 kW)	04.80 - 12.85	MT/AT			22702	Driveshaft	L/R				16	L:650/A:27/D:27
240 D (53 kW)	03.79 - 11.85	MT/AT			22702	Driveshaft	L/R				16	L:650/A:27/D:27
280 (115 kW)	02.76 - 08.81	MT/AT			22702	Driveshaft	L/R				16	L:650/A:27/D:27
280 E (130/136 kW)	02.76 - 11.85	MT/AT			22702	Driveshaft	L/R				16	L:650/A:27/D:27
300 D (59/65 kW)	02.76 - 11.85	MT/AT			22702	Driveshaft	L/R				16	L:650/A:27/D:27
300 Turbo-D (92 kW)	08.81 - 07.85	MT/AT			22702	Driveshaft	L/R				16	L:650/A:27/D:27
<b>(C123) COUPE</b>												
230 C (80 kW)	05.77 - 04.80	MT/AT			22702	Driveshaft	L/R				16	L:650/A:27/D:27
230 CE (100 kW)	04.80 - 12.85	MT/AT			22702	Driveshaft	L/R				16	L:650/A:27/D:27
280 C (115 kW)	03.77 - 03.80	MT/AT			22702	Driveshaft	L/R				16	L:650/A:27/D:27
280 CE (130 kW)	09.77 - 08.79	MT/AT			22702	Driveshaft	L/R				16	L:650/A:27/D:27
280 CE (136 kW)	03.77 - 11.85	MT/AT			22702	Driveshaft	L/R				16	L:650/A:27/D:27
300 C Turbo-D (92 kW)	09.81 - 07.85	MT/AT			22702	Driveshaft	L/R				16	L:650/A:27/D:27
<b>(S123) T-MODEL</b>												
200 T (74 kW)	11.80 - 11.85	MT/AT			22702	Driveshaft	L/R				16	L:650/A:27/D:27
200 T (80 kW)	11.80 - 11.85	MT/AT			22702	Driveshaft	L/R				16	L:650/A:27/D:27
230 T (80 kW)	09.77 - 03.80	MT/AT			22702	Driveshaft	L/R				16	L:650/A:27/D:27
230 TE (100 kW)	04.80 - 11.85	MT/AT			22702	Driveshaft	L/R				16	L:650/A:27/D:27
240 T D (53 kW)	03.79 - 12.85	MT/AT			22702	Driveshaft	L/R				16	L:650/A:27/D:27
280 TE (136 kW)	09.77 - 11.85	MT/AT			22702	Driveshaft	L/R				16	L:650/A:27/D:27
300 T D (59 kW)	09.77 - 02.79	MT/AT			22702	Driveshaft	L/R				16	L:650/A:27/D:27
300 T D (65 kW)	03.79 - 11.85	MT/AT			22702	Driveshaft	L/R				16	L:650/A:27/D:27
300 T Turbo-D (92 kW)	10.80 - 11.85	MT/AT			22702	Driveshaft	L/R				16	L:650/A:27/D:27
<b>(W201) 190</b>												
2.0 (66 kW)	10.82 - 10.84	MT/AT	(-)ASR, (-)ASD		22704	Driveshaft	L/R				14	L:637/A:25
		MT/AT			22701	Joint Kit	gs				29	G:25
		MT/AT			23109	Boot Kit	gs					L:99/Ø1=23/Ø2=56
D 2.0 (53 kW)	08.83 - 08.89	MT/AT	(-)ASR, (-)ASD		22704	Driveshaft	L/R				14	L:637/A:25
		MT/AT			22701	Joint Kit	gs				29	G:25
		MT/AT			23109	Boot Kit	gs					L:99/Ø1=23/Ø2=56
D 2.0 (55 kW)	08.89 - 08.93	MT/AT	(-)ASR, (-)ASD		22704	Driveshaft	L/R				14	L:637/A:25
		MT/AT			22701	Joint Kit	gs				29	G:25
		MT/AT			23109	Boot Kit	gs					L:99/Ø1=23/Ø2=56
D 2.5 (66 kW)	04.85 - 08.93	MT/AT	(-)ASR, (-)ASD		22704	Driveshaft	L/R				14	L:637/A:25
		MT/AT			22701	Joint Kit	gs				29	G:25
		MT/AT			23109	Boot Kit	gs					L:99/Ø1=23/Ø2=56
D 2.5 (69 kW)	08.89 - 08.93	MT/AT	(-)ASR, (-)ASD		22704	Driveshaft	L/R				14	L:637/A:25
		MT/AT			22701	Joint Kit	gs				29	G:25
		MT/AT			23109	Boot Kit	gs					L:99/Ø1=23/Ø2=56
E 1.8 (80 kW)	04.90 - 08.93	MT/AT	(-)ASR, (-)ASD		22704	Driveshaft	L/R				14	L:637/A:25
		MT/AT			22701	Joint Kit	gs				29	G:25
		MT/AT			23109	Boot Kit	gs					L:99/Ø1=23/Ø2=56
E 2.0 (83/85 kW)	02.85 - 12.86	MT/AT	(-)ASR, (-)ASD		22704	Driveshaft	L/R				14	L:637/A:25
		MT/AT			22701	Joint Kit	gs				29	G:25
		MT/AT			23109	Boot Kit	gs					L:99/Ø1=23/Ø2=56

		Transm.	with ABS Ring		Part-No.	Description	L Left R Right	F Front R Rear	Wheel Side	Gear Box Side	Pic. No.	Technical Specification  Further details on page I
		MT Manual AT Autom.										

## ( MERCEDES-BENZ )

## ( MERCEDES-BENZ )

<b>(W201) 190</b>												
E 2.0 (87/90/93 kW)	10.82 - 08.93	MT/AT		(-)ASR, (-)ASD	22704	Driveshaft	L/R				14	L:637/A:25
		MT/AT			22701	Joint Kit				gs	29	G:25
		MT/AT			23109	Boot Kit				gs		L:99/Ø1=23/Ø2=56
E 2.3 (97 kW)	09.86 - 08.91	MT/AT		(-)ASR, (-)ASD	22704	Driveshaft	L/R				14	L:637/A:25
		MT/AT			22701	Joint Kit				gs	29	G:25
		MT/AT			23109	Boot Kit				gs		L:99/Ø1=23/Ø2=56
E 2.3 (100 kW)	10.86 - 08.93	MT/AT		(-)ASR, (-)ASD	22704	Driveshaft	L/R				14	L:637/A:25
		MT/AT			22701	Joint Kit				gs	29	G:25
		MT/AT			23109	Boot Kit				gs		L:99/Ø1=23/Ø2=56
<b>(W124)</b>												
200 (75/77/80 kW)	12.85 - 05.90	MT/AT		(-)ASR, (-)ASD	22695	Driveshaft	L/R				14	L:669/A:25
		MT/AT		(-)ASR, (-)ASD	22710	Joint w. Shaft	L/R		ws		25	L:671/A:25
		MT/AT		(-)ASR, (-)ASD	22701	Joint Kit				gs	29	G:25
		MT/AT		(-)ASR, (-)ASD	23109	Boot Kit				gs		L:99/Ø1=23/Ø2=56
200 D (53 kW)	12.84 - 08.89	MT/AT		(-)ASR, (-)ASD	22695	Driveshaft	L/R				14	L:669/A:25
		MT/AT		(-)ASR, (-)ASD	22710	Joint w. Shaft	L/R		ws		25	L:671/A:25
		MT/AT		(-)ASR, (-)ASD	22701	Joint Kit				gs	29	G:25
		MT/AT		(-)ASR, (-)ASD	23109	Boot Kit				gs		L:99/Ø1=23/Ø2=56
200 D (55 kW)	08.89 - 06.93	MT/AT		(-)ASR, (-)ASD	22695	Driveshaft	L/R				14	L:669/A:25
		MT/AT		(-)ASR, (-)ASD	22710	Joint w. Shaft	L/R		ws		25	L:671/A:25
		MT/AT		(-)ASR, (-)ASD	22701	Joint Kit				gs	29	G:25
		MT/AT		(-)ASR, (-)ASD	23109	Boot Kit				gs		L:99/Ø1=23/Ø2=56
200 E (87 kW)	09.88 - 08.92	MT/AT		(-)ASR, (-)ASD	22695	Driveshaft	L/R				14	L:669/A:25
		MT/AT		(-)ASR, (-)ASD	22710	Joint w. Shaft	L/R		ws		25	L:671/A:25
		MT/AT		(-)ASR, (-)ASD	22701	Joint Kit				gs	29	G:25
		MT/AT		(-)ASR, (-)ASD	23109	Boot Kit				gs		L:99/Ø1=23/Ø2=56
230 E (97/100 kW)	12.84 - 06.93	MT/AT		(-)ASR, (-)ASD	22695	Driveshaft	L/R				14	L:669/A:25
		MT/AT		(-)ASR, (-)ASD	22710	Joint w. Shaft	L/R		ws		25	L:671/A:25
		MT/AT		(-)ASR, (-)ASD	22701	Joint Kit				gs	29	G:25
		MT/AT		(-)ASR, (-)ASD	23109	Boot Kit				gs		L:99/Ø1=23/Ø2=56
250 D (66/69 kW)	04.85 - 06.93	MT/AT		(-)ASR, (-)ASD	22695	Driveshaft	L/R				14	L:669/A:25
		MT/AT		(-)ASR, (-)ASD	22710	Joint w. Shaft	L/R		ws		25	L:671/A:25
		MT/AT		(-)ASR, (-)ASD	22701	Joint Kit				gs	29	G:25
		MT/AT		(-)ASR, (-)ASD	23109	Boot Kit				gs		L:99/Ø1=23/Ø2=56
250 Turbo-D (93 kW)	09.88 - 06.93	MT/AT		(-)ASR, (-)ASD	22697	Driveshaft	L/R				14	L:663/A:25
		MT/AT		(-)ASR, (-)ASD	22712	Joint w. Shaft	L/R		ws		25	L:597/A:25
		MT/AT		(-)ASR, (-)ASD	22714	Joint Kit				gs	29	G:25
		MT/AT		(-)ASR, (-)ASD	26049	Boot Kit				gs		L:99/Ø1=24/Ø2=65
260 E (118 kW)	09.85 - 08.92	MT/AT		(-)ASR, (-)ASD	22697	Driveshaft	L/R				14	L:663/A:25
		MT/AT		(-)ASR, (-)ASD	22712	Joint w. Shaft	L/R		ws		25	L:597/A:25
		MT/AT		(-)ASR, (-)ASD	22714	Joint Kit				gs	29	G:25

		MT/AT		(-)ASR, (-)ASD	<b>26049</b>	Boot Kit				gs		L:99/Ø1=24/Ø2=65
260 E 4-matic (118 kW)	09.86 - 08.92	MT/AT		(+)ASD	<b>22717</b>	Driveshaft	L	F			3	L:569.5/A:25
		MT/AT		(+)ASD	<b>22718</b>	Driveshaft	R	F			3	L:606/A:25
300 D (80 kW)	12.84 - 08.89	MT/AT		(-)ASR, (-)ASD	<b>22697</b>	Driveshaft	L/R				14	L:663/A:25
		MT/AT		(-)ASR, (-)ASD	<b>22712</b>	Joint w. Shaft	L/R		ws		25	L:597/A:25
		MT/AT		(-)ASR, (-)ASD	<b>22714</b>	Joint Kit				gs	29	G:25
		MT/AT		(-)ASR, (-)ASD	<b>26049</b>	Boot Kit				gs		L:99/Ø1=24/Ø2=65
300 D (81 kW)	06.90 - 06.93	MT/AT		(-)ASR, (-)ASD	<b>22697</b>	Driveshaft	L/R				14	L:663/A:25
		MT/AT		(-)ASR, (-)ASD	<b>22712</b>	Joint w. Shaft	L/R		ws		25	L:597/A:25
		MT/AT		(-)ASR, (-)ASD	<b>22714</b>	Joint Kit				gs	29	G:25
		MT/AT		(-)ASR, (-)ASD	<b>26049</b>	Boot Kit				gs		L:99/Ø1=24/Ø2=65
300 D (83 kW)	08.89 - 06.93	MT/AT		(-)ASR, (-)ASD	<b>22697</b>	Driveshaft	L/R				14	L:663/A:25
		MT/AT		(-)ASR, (-)ASD	<b>22712</b>	Joint w. Shaft	L/R		ws		25	L:597/A:25
		MT/AT		(-)ASR, (-)ASD	<b>22714</b>	Joint Kit				gs	29	G:25
		MT/AT		(-)ASR, (-)ASD	<b>26049</b>	Boot Kit				gs		L:99/Ø1=24/Ø2=65
300 D 4-matic (80 kW)	09.86 - 08.92	MT/AT		(+)ASD	<b>22717</b>	Driveshaft	L	F			3	L:569.5/A:25
		MT/AT		(+)ASD	<b>22718</b>	Driveshaft	R	F			3	L:606/A:25
300 D 4-matic (83 kW)	08.89 - 06.93	MT/AT		(+)ASD	<b>22717</b>	Driveshaft	L	F			3	L:569.5/A:25
		MT/AT		(+)ASD	<b>22718</b>	Driveshaft	R	F			3	L:606/A:25
300 E (132 kW)	08.85 - 08.92	MT/AT		(-)ASR, (-)ASD	<b>22697</b>	Driveshaft	L/R				14	L:663/A:25
		MT/AT		(-)ASR, (-)ASD	<b>22712</b>	Joint w. Shaft	L/R		ws		25	L:597/A:25
		MT/AT		(-)ASR, (-)ASD	<b>22714</b>	Joint Kit				gs	29	G:25
		MT/AT		(-)ASR, (-)ASD	<b>26049</b>	Boot Kit				gs		L:99/Ø1=24/Ø2=65
300 E 4-matic (132 kW)	09.86 - 06.93	MT/AT		(+)ASD	<b>22717</b>	Driveshaft	L	F			3	L:569.5/A:25
		MT/AT		(+)ASD	<b>22718</b>	Driveshaft	R	F			3	L:606/A:25
300 Turbo-D (105 kW)	09.86 - 09.88	MT/AT		(-)ASR, (-)ASD	<b>22697</b>	Driveshaft	L/R				14	L:663/A:25
		MT/AT		(-)ASR, (-)ASD	<b>22712</b>	Joint w. Shaft	L/R		ws		25	L:597/A:25
		MT/AT		(-)ASR, (-)ASD	<b>22714</b>	Joint Kit				gs	29	G:25
		MT/AT		(-)ASR, (-)ASD	<b>26049</b>	Boot Kit				gs		L:99/Ø1=24/Ø2=65
300 Turbo-D (108 kW)	09.88 - 06.93	MT/AT		(-)ASR, (-)ASD	<b>22697</b>	Driveshaft	L/R				14	L:663/A:25
		MT/AT		(-)ASR, (-)ASD	<b>22712</b>	Joint w. Shaft	L/R		ws		25	L:597/A:25
		MT/AT		(-)ASR, (-)ASD	<b>22714</b>	Joint Kit				gs	29	G:25
		MT/AT		(-)ASR, (-)ASD	<b>26049</b>	Boot Kit				gs		L:99/Ø1=24/Ø2=65
300 Turbo-D 4-matic (105 kW)	09.86 - 09.88	MT/AT		(+)ASD	<b>22717</b>	Driveshaft	L	F			3	L:569.5/A:25
		MT/AT		(+)ASD	<b>22718</b>	Driveshaft	R	F			3	L:606/A:25
300 Turbo-D 4-matic (108 kW)	01.88 - 06.93	MT/AT		(+)ASD	<b>22717</b>	Driveshaft	L	F			3	L:569.5/A:25
		MT/AT		(+)ASD	<b>22718</b>	Driveshaft	R	F			3	L:606/A:25
<b>(C124) COUPE</b>												
230 CE (97/100 kW)	03.87 - 12.92	MT/AT		(-)ASR, (-)ASD	<b>22695</b>	Driveshaft	L/R				14	L:669/A:25
		MT/AT		(-)ASR, (-)ASD	<b>22710</b>	Joint w. Shaft	L/R		ws		25	L:671/A:25
		MT/AT		(-)ASR, (-)ASD	<b>22701</b>	Joint Kit				gs	29	G:25
		MT/AT		(-)ASR, (-)ASD	<b>23109</b>	Boot Kit				gs		L:99/Ø1=23/Ø2=56
300 CE (138 kW)	03.87 - 12.89	MT/AT		(-)ASR, (-)ASD	<b>22697</b>	Driveshaft	L/R				14	L:663/A:25
		MT/AT		(-)ASR, (-)ASD	<b>22712</b>	Joint w. Shaft	L/R		ws		25	L:597/A:25
		MT/AT		(-)ASR, (-)ASD	<b>22714</b>	Joint Kit				gs	29	G:25
		MT/AT		(-)ASR, (-)ASD	<b>26049</b>	Boot Kit				gs		L:99/Ø1=24/Ø2=65
300 CE (132 kW)	03.87 - 05.93	MT/AT		(-)ASR, (-)ASD	<b>22697</b>	Driveshaft	L/R				14	L:663/A:25
		MT/AT		(-)ASR, (-)ASD	<b>22712</b>	Joint w. Shaft	L/R		ws		25	L:597/A:25
		MT/AT		(-)ASR, (-)ASD	<b>22714</b>	Joint Kit				gs	29	G:25
		MT/AT		(-)ASR, (-)ASD	<b>26049</b>	Boot Kit				gs		L:99/Ø1=24/Ø2=65




		Transm.	with ABS Ring		Part-No.	Description	L	F	Wheel Side	Gear Box Side	Pic. No.	Technical Specification  Further details on page I
		MT Manual AT Autom.					Left R Right	Front R Rear				

( MERCEDES-BENZ )

( MERCEDES-BENZ )

(S124) T-MODEL												
200 T (77/80 kW)	09.85 - 05.90	MT/AT		(-)ASR, (-)ASD	22695	Driveshaft	L/R				14	L:669/A:25
		MT/AT		(-)ASR, (-)ASD	22710	Joint w. Shaft	L/R		ws		25	L:671/A:25
		MT/AT		(-)ASR, (-)ASD	22701	Joint Kit				gs	29	G:25
		MT/AT		(-)ASR, (-)ASD	23109	Boot Kit				gs		L:99/Ø1=23/Ø2=56
200 T D (53/55 kW)	09.85 - 08.91	MT/AT		(-)ASR, (-)ASD	22695	Driveshaft	L/R				14	L:669/A:25
		MT/AT		(-)ASR, (-)ASD	22710	Joint w. Shaft	L/R		ws		25	L:671/A:25
		MT/AT		(-)ASR, (-)ASD	22701	Joint Kit				gs	29	G:25
		MT/AT		(-)ASR, (-)ASD	23109	Boot Kit				gs		L:99/Ø1=23/Ø2=56
200 TE (87/90 kW)	09.88 - 08.92	MT/AT		(-)ASR, (-)ASD	22695	Driveshaft	L/R				14	L:669/A:25
		MT/AT		(-)ASR, (-)ASD	22710	Joint w. Shaft	L/R		ws		25	L:671/A:25
		MT/AT		(-)ASR, (-)ASD	22701	Joint Kit				gs	29	G:25
		MT/AT		(-)ASR, (-)ASD	23109	Boot Kit				gs		L:99/Ø1=23/Ø2=56
230 TE (97/100 kW)	09.85 - 08.92	MT/AT		(-)ASR, (-)ASD	22695	Driveshaft	L/R				14	L:669/A:25
		MT/AT		(-)ASR, (-)ASD	22710	Joint w. Shaft	L/R		ws		25	L:671/A:25
		MT/AT		(-)ASR, (-)ASD	22701	Joint Kit				gs	29	G:25
		MT/AT		(-)ASR, (-)ASD	23109	Boot Kit				gs		L:99/Ø1=23/Ø2=56
250 T D (66/69 kW)	09.85 - 06.93	MT/AT		(-)ASR, (-)ASD	22695	Driveshaft	L/R				14	L:669/A:25
		MT/AT		(-)ASR, (-)ASD	22710	Joint w. Shaft	L/R		ws		25	L:671/A:25
		MT/AT		(-)ASR, (-)ASD	22701	Joint Kit				gs	29	G:25
		MT/AT		(-)ASR, (-)ASD	23109	Boot Kit				gs		L:99/Ø1=23/Ø2=56
260 TE (118 kW)	09.89 - 08.92	MT/AT		(-)ASR, (-)ASD	22697	Driveshaft	L/R				14	L:663/A:25
		MT/AT		(-)ASR, (-)ASD	22712	Joint w. Shaft	L/R		ws		25	L:597/A:25
		MT/AT		(-)ASR, (-)ASD	22714	Joint Kit				gs	29	G:25
		MT/AT		(-)ASR, (-)ASD	26049	Boot Kit				gs		L:99/Ø1=24/Ø2=65
260 TE (122 kW)	09.85 - 12.89	MT/AT		(-)ASR, (-)ASD	22697	Driveshaft	L/R				14	L:663/A:25
		MT/AT		(-)ASR, (-)ASD	22712	Joint w. Shaft	L/R		ws		25	L:597/A:25
		MT/AT		(-)ASR, (-)ASD	22714	Joint Kit				gs	29	G:25
		MT/AT		(-)ASR, (-)ASD	26049	Boot Kit				gs		L:99/Ø1=24/Ø2=65
300 T D (80/81/83 kW)	09.86 - 06.93	MT/AT		(-)ASR, (-)ASD	22697	Driveshaft	L/R				14	L:663/A:25
		MT/AT		(-)ASR, (-)ASD	22712	Joint w. Shaft	L/R		ws		25	L:597/A:25
		MT/AT		(-)ASR, (-)ASD	22714	Joint Kit				gs	29	G:25
		MT/AT		(-)ASR, (-)ASD	26049	Boot Kit				gs		L:99/Ø1=24/Ø2=65
300 TE (132/138 kW)	01.86 - 08.92	MT/AT		(-)ASR, (-)ASD	22697	Driveshaft	L/R				14	L:663/A:25
		MT/AT		(-)ASR, (-)ASD	22712	Joint w. Shaft	L/R		ws		25	L:597/A:25
		MT/AT		(-)ASR, (-)ASD	22714	Joint Kit				gs	29	G:25
		MT/AT		(-)ASR, (-)ASD	26049	Boot Kit				gs		L:99/Ø1=24/Ø2=65
300 TE 4-matic (132/138 kW)	09.86 - 06.93	MT/AT		(+)ASD	22717	Driveshaft	L	F			3	L:569.5/A:25
		MT/AT		(+)ASD	22718	Driveshaft	R	F			3	L:606/A:25
300 T Turbo-D (105 kW)	09.86 - 01.89	MT/AT		(-)ASR, (-)ASD	22697	Driveshaft	L/R				14	L:663/A:25
		MT/AT		(-)ASR, (-)ASD	22712	Joint w. Shaft	L/R		ws		25	L:597/A:25
		MT/AT		(-)ASR, (-)ASD	22714	Joint Kit				gs	29	G:25

		MT/AT		(-)ASR, (-)ASD	<b>26049</b>	Boot Kit				gs		L:99/Ø1=24/Ø2=65
300 T Turbo-D (108 kW)	01.89 - 06.93	MT/AT		(-)ASR, (-)ASD	<b>22697</b>	Driveshaft	L/R				14	L:663/A:25
		MT/AT		(-)ASR, (-)ASD	<b>22712</b>	Joint w. Shaft	L/R		ws		25	L:597/A:25
		MT/AT		(-)ASR, (-)ASD	<b>22714</b>	Joint Kit				gs	29	G:25
		MT/AT		(-)ASR, (-)ASD	<b>26049</b>	Boot Kit				gs		L:99/Ø1=24/Ø2=65
300 T Turbo-D 4-matic (105 kW)	09.86 - 01.89	MT/AT		(+)ASD	<b>22717</b>	Driveshaft	L	F			3	L:569.5/A:25
		MT/AT		(+)ASD	<b>22718</b>	Driveshaft	R	F			3	L:606/A:25
300 T Turbo-D 4-matic (108 kW)	01.89 - 06.93	MT/AT		(+)ASD	<b>22717</b>	Driveshaft	L	F			3	L:569.5/A:25
		MT/AT		(+)ASD	<b>22718</b>	Driveshaft	R	F			3	L:606/A:25
<b>(W124) E-CLASS</b>												
250 Turbo D (93 kW)	06.93 - 06.95	MT/AT		(-)ASR, (-)ASD	<b>22697</b>	Driveshaft	L/R				14	L:663/A:25
		MT/AT		(-)ASR, (-)ASD	<b>22712</b>	Joint w. Shaft	L/R		ws		25	L:597/A:25
		MT/AT		(-)ASR, (-)ASD	<b>22714</b>	Joint Kit				gs	29	G:25
		MT/AT		(-)ASR, (-)ASD	<b>26049</b>	Boot Kit				gs		L:99/Ø1=24/Ø2=65
300 4 matic (132 kW)	06.93 - 06.95	MT/AT		(+)ASD	<b>22717</b>	Driveshaft	L	F			3	L:569.5/A:25
		MT/AT		(+)ASD	<b>22718</b>	Driveshaft	R	F			3	L:606/A:25
300 Turbo D (108 kW)	06.93 - 06.95	MT/AT		(-)ASR, (-)ASD	<b>22697</b>	Driveshaft	L/R				14	L:663/A:25
		MT/AT		(-)ASR, (-)ASD	<b>22712</b>	Joint w. Shaft	L/R		ws		25	L:597/A:25
		MT/AT		(-)ASR, (-)ASD	<b>22714</b>	Joint Kit				gs	29	G:25
		MT/AT		(-)ASR, (-)ASD	<b>26049</b>	Boot Kit				gs		L:99/Ø1=24/Ø2=65
300 Turbo D 4 matic (108 kW)	06.93 - 06.95	MT/AT		(+)ASD	<b>22717</b>	Driveshaft	L	F			3	L:569.5/A:25
		MT/AT		(+)ASD	<b>22718</b>	Driveshaft	R	F			3	L:606/A:25
<b>(S124) E-CLASS T-MODEL</b>												
300 4 matic (132 kW)	06.93 - 06.96	MT/AT		(+)ASD	<b>22717</b>	Driveshaft	L	F			3	L:569.5/A:25
		MT/AT		(+)ASD	<b>22718</b>	Driveshaft	R	F			3	L:606/A:25
300 Turbo D (108 kW)	06.93 - 06.96	MT/AT		(-)ASR, (-)ASD	<b>22697</b>	Driveshaft	L/R				14	L:663/A:25
		MT/AT		(-)ASR, (-)ASD	<b>22712</b>	Joint w. Shaft	L/R		ws		25	L:597/A:25
		MT/AT		(-)ASR, (-)ASD	<b>22714</b>	Joint Kit				gs	29	G:25
		MT/AT		(-)ASR, (-)ASD	<b>26049</b>	Boot Kit				gs		L:99/Ø1=24/Ø2=65
300 Turbo D 4 matic (108 kW)	06.93 - 06.96	MT/AT		(+)ASD	<b>22717</b>	Driveshaft	L	F			3	L:569.5/A:25
		MT/AT		(+)ASD	<b>22718</b>	Driveshaft	R	F			3	L:606/A:25
<b>(W210) E-CLASS</b>												
200 (100 kW)	06.95 - 08.00	MT/AT	x	Ch.-No. - A211406, J027146	<b>21193</b>	Driveshaft	L/R				14	L:661/A:25/ABS:48
		MT/AT			<b>24791</b>	Boot Kit				gs		L:98/Ø1=24/Ø2=60
200 Kompressor (120/137 kW)	06.97 - 03.02	AT			<b>24791</b>	Boot Kit				gs		L:98/Ø1=24/Ø2=60
200 D (65 kW)	01.96 - 03.02	MT/AT	x		<b>21193</b>	Driveshaft	L/R				14	L:661/A:25/ABS:48
		MT/AT			<b>24791</b>	Boot Kit				gs		L:98/Ø1=24/Ø2=60
200 CDI (75 kW)	06.98 - 03.02	MT/AT	x		<b>21194</b>	Driveshaft	L/R				14	L:645/A:25/ABS:48
		MT/AT			<b>24791</b>	Boot Kit				gs		L:98/Ø1=24/Ø2=60
200 CDI (85 kW)	07.99 - 03.02	MT/AT			<b>24791</b>	Boot Kit				gs		L:98/Ø1=24/Ø2=60
220 D (55 kW)	05.96 - 03.02	MT/AT		Ch.-No. A000420J000057 -	<b>24791</b>	Boot Kit				gs		L:98/Ø1=24/Ø2=60
220 D (70 kW)	06.95 - 07.99	AT	x		<b>21193</b>	Driveshaft	L/R				14	L:661/A:25/ABS:48
		MT/AT		Ch.-No. A000420J000057 -	<b>24791</b>	Boot Kit				gs		L:98/Ø1=24/Ø2=60
220 CDI (92 kW)	06.98 - 07.99	MT/AT	x		<b>21194</b>	Driveshaft	L/R				14	L:645/A:25/ABS:48
		MT/AT			<b>24791</b>	Boot Kit				gs		L:98/Ø1=24/Ø2=60
220 CDI (105 kW)	07.99 - 03.02	MT/AT			<b>24791</b>	Boot Kit				gs		L:98/Ø1=24/Ø2=60
230 (110 kW)	06.95 - 06.97	MT/AT	x	Ch.-No. - A211406, J027146	<b>21193</b>	Driveshaft	L/R				14	L:661/A:25/ABS:48
		AT		Ch.-No. A000420J000057 -	<b>24791</b>	Boot Kit				gs		L:98/Ø1=24/Ø2=60
240 (125 kW)	06.97 - 03.02	AT	x		<b>21193</b>	Driveshaft	L/R				14	L:661/A:25/ABS:48
		AT			<b>24791</b>	Boot Kit				gs		L:98/Ø1=24/Ø2=60

		Transm.	with ABS Ring		Part-No.	Description	L	F	Wheel Side	Gear Box Side	Pic. No.	Technical Specification  Further details on page I
		MT Manual AT Autom.					Left R Right	Front R Rear				

## ( MERCEDES-BENZ )

## ( MERCEDES-BENZ )

(W210) E-CLASS												
250 D (83 kW)	06.95 - 07.99	AT	x		21193	Driveshaft	L/R				14	L:661/A:25/ABS:48
		AT		Ch.-No. A000420J000057 -	24791	Boot Kit				gs		L:98/Ø1=24/Ø2=60
250 Turbo-D (110 kW)	06.97 - 07.99	MT/AT			24791	Boot Kit				gs		L:98/Ø1=24/Ø2=60
270 CDI (125 kW)	07.99 - 03.02	MT/AT			24791	Boot Kit				gs		L:98/Ø1=24/Ø2=60
280 (142 kW)	01.96 - 06.97	AT	x		21194	Driveshaft	L/R				14	L:645/A:25/ABS:48
		AT			24791	Boot Kit				gs		L:98/Ø1=24/Ø2=60
280 (150 kW)	12.96 - 03.02	MT/AT	x	Ch.-No. - A962231	21194	Driveshaft	L/R				14	L:645/A:25/ABS:48
		AT			24791	Boot Kit				gs		L:98/Ø1=24/Ø2=60
280 4-matic (150 kW)	12.96 - 03.02	MT/AT			24791	Boot Kit		R		gs		L:98/Ø1=24/Ø2=60
290 Turbo D (95 kW)	03.96 - 07.99	MT/AT	x		21194	Driveshaft	L/R				14	L:645/A:25/ABS:48
		MT/AT			24791	Boot Kit				gs		L:98/Ø1=24/Ø2=60
300 D (100 kW)	06.95 - 06.97	AT		Ch.-No. A000420J000057 -	24791	Boot Kit				gs		L:98/Ø1=24/Ø2=60
300 Turbo-D (130 kW)	12.96 - 07.99	MT/AT		Ch.-No. A000420J000057 -	24791	Boot Kit				gs		L:98/Ø1=24/Ø2=60
320 CDI (145 kW)	07.99 - 03.02	MT/AT			24791	Boot Kit				gs		L:98/Ø1=24/Ø2=60
320 (162 kW)	06.95 - 06.97	MT/AT		Ch.-No. A000420J000057 -	24791	Boot Kit				gs		L:98/Ø1=24/Ø2=60
320 (165 kW)	06.97 - 03.02	MT/AT			24791	Boot Kit				gs		L:98/Ø1=24/Ø2=60
320 4-matic (165 kW)	06.97 - 03.02	MT/AT			24791	Boot Kit		R		gs		L:98/Ø1=24/Ø2=60
430 (205 kW)	06.97 - 03.02	MT/AT			24791	Boot Kit				gs		L:98/Ø1=24/Ø2=60
430 4-matic (205 kW)	05.99 - 03.02	MT/AT			24791	Boot Kit		R		gs		L:98/Ø1=24/Ø2=60
55 AMG (260 kW)	08.97 - 03.02	MT/AT			24791	Boot Kit				gs		L:98/Ø1=24/Ø2=60
55 AMG 4-matic (260 kW)	03.01 - 03.02	MT/AT			24791	Boot Kit		R		gs		L:98/Ø1=24/Ø2=60
(S210) E-CLASS ESTATE												
200 T (100 kW)	06.96 - 08.00	AT			24791	Boot Kit				gs		L:98/Ø1=24/Ø2=60
200 T Kompressor (120/137 kW)	07.97 - 03.03	AT			24791	Boot Kit				gs		L:98/Ø1=24/Ø2=60
230 T (110 kW)	06.96 - 06.97	AT			24791	Boot Kit				gs		L:98/Ø1=24/Ø2=60
240 T (125 kW)	06.97 - 03.03	AT			24791	Boot Kit				gs		L:98/Ø1=24/Ø2=60
280 T (150 kW)	12.96 - 03.03	MT/AT			24791	Boot Kit				gs		L:98/Ø1=24/Ø2=60
280 T 4-matic (150 kW)	12.96 - 03.03	MT/AT			24791	Boot Kit		R		gs		L:98/Ø1=24/Ø2=60
320 T (165 kW)	12.96 - 03.03	MT/AT			24791	Boot Kit				gs		L:98/Ø1=24/Ø2=60
320 T 4-matic (165 kW)	12.96 - 03.03	MT/AT			24791	Boot Kit		R		gs		L:98/Ø1=24/Ø2=60
420 T (205 kW)	06.96 - 06.97	MT/AT			24791	Boot Kit				gs		L:98/Ø1=24/Ø2=60
430 T (205 kW)	06.97 - 03.03	MT/AT			24791	Boot Kit				gs		L:98/Ø1=24/Ø2=60
430 T 4-matic (205 kW)	05.99 - 03.03	MT/AT			24791	Boot Kit		R		gs		L:98/Ø1=24/Ø2=60
55 T AMG (260 kW)	08.97 - 03.03	MT/AT			24791	Boot Kit				gs		L:98/Ø1=24/Ø2=60
55 T AMG 4-matic (260 kW)	03.01 - 03.03	MT/AT			24791	Boot Kit		R		gs		L:98/Ø1=24/Ø2=60
220 T CDI (92/105 kW)	06.98 - 03.03	MT/AT			24791	Boot Kit				gs		L:98/Ø1=24/Ø2=60
250 T D (83 kW)	06.96 - 07.99	AT			24791	Boot Kit				gs		L:98/Ø1=24/Ø2=60
250 T Turbo-D (110 kW)	06.97 - 07.99	MT/AT			24791	Boot Kit			ws			L:98/Ø1=24/Ø2=60
270 T CDI (125 kW)	07.99 - 03.03	MT/AT			24791	Boot Kit				gs		L:98/Ø1=24/Ø2=60
290 T Turbo D (95 kW)	06.99 - 07.99	MT/AT			24791	Boot Kit				gs		L:98/Ø1=24/Ø2=60
300 T Turbo-D (130 kW)	12.96 - 07.99	MT/AT			24791	Boot Kit				gs		L:98/Ø1=24/Ø2=60



320 T CDI (145 kW)	07.99 - 03.03	MT/AT			24791	Boot Kit				gs		L:98/Ø1=24/Ø2=60
<b>(W202) C-CLASS</b>												
180 (90 kW)	03.93 - 05.00	MT/AT		(-)ASR, (-)ADS, (-)ETS	21192	Driveshaft	L/R				14	L:631/A:25
200 (100 kW)	01.94 - 05.00	MT/AT		(-)ASR, (-)ADS, (-)ETS	21192	Driveshaft	L/R				14	L:631/A:25
200 D (55 kW)	03.93 - 05.00	MT/AT		(-)ASR, (-)ADS, (-)ETS	21192	Driveshaft	L/R				14	L:631/A:25
220 (110 kW)	03.93 - 05.00	MT/AT		(-)ASR, (-)ADS, (-)ETS, (-)ASD	21192	Driveshaft	L/R				14	L:631/A:25
220 D (70 kW)	08.93 - 05.00	MT/AT		(-)ASR, (-)ADS, (-)ETS	21192	Driveshaft	L/R				14	L:631/A:25
230 (110 kW)	06.96 - 05.00	MT/AT		(-)ASR, (-)ADS, (-)ETS	21192	Driveshaft	L/R				14	L:631/A:25
<b>(T202) C-CLASS T-MODEL</b>												
180 (90 kW)	06.96 - 09.00	MT/AT		(-)ASR, (-)ETS	21192	Driveshaft	L/R				14	L:631/A:25
200 (100 kW)	06.96 - 09.00	MT/AT		(-)ASR, (-)ETS	21192	Driveshaft	L/R				14	L:631/A:25
220 D (70 kW)	06.96 - 03.01	MT/AT		(-)ASR, (-)ETS	21192	Driveshaft	L/R				14	L:631/A:25
230 (110 kW)	06.96 - 03.01	MT/AT		(-)ASR, (-)ETS	21192	Driveshaft	L/R				14	L:631/A:25
<b>(S202) C-CLASS ESTATE</b>												
C 180 T (90 kW)	06.96 - 09.00	MT/AT			24791	Boot Kit			ws			L:98/Ø1=24/Ø2=60
C 180 T (95 kW)	09.00 - 03.01	MT/AT			24791	Boot Kit			ws			L:98/Ø1=24/Ø2=60
C 200 T (100 kW)	06.96 - 03.01	MT/AT			24791	Boot Kit			ws			L:98/Ø1=24/Ø2=60
C 200 T Kompressor (141 kW)	11.96 - 03.01	MT/AT			24791	Boot Kit			ws			L:98/Ø1=24/Ø2=60
C 200 T Kompressor (120 kW)	09.00 - 03.01	MT/AT			24791	Boot Kit			ws			L:98/Ø1=24/Ø2=60
C 230 T (110 kW)	06.96 - 06.98	MT/AT			24791	Boot Kit				gs		L:98/Ø1=24/Ø2=60
C 230 T Kompressor (142 kW)	06.97 - 09.00	MT/AT			24791	Boot Kit				gs		L:98/Ø1=24/Ø2=60
C 240 T (125 kW)	06.97 - 03.01	MT/AT			24791	Boot Kit				gs		L:98/Ø1=24/Ø2=60
C 43 AMG (225 kW)	08.97 - 03.01	MT/AT			24791	Boot Kit				gs		L:98/Ø1=24/Ø2=60
C 200 T D (65 kW)	10.96 - 03.01	MT/AT			24791	Boot Kit			ws			L:98/Ø1=24/Ø2=60
C 200 T CDI (75 kW)	03.98 - 03.01	MT/AT			24791	Boot Kit				gs		L:98/Ø1=24/Ø2=60
C 220 T CDI (92 kW)	09.97 - 03.01	MT/AT			24791	Boot Kit				gs		L:98/Ø1=24/Ø2=60
C 220 T D (55/70 kW)	06.96 - 03.01	MT/AT			24791	Boot Kit				gs		L:98/Ø1=24/Ø2=60
C 250 T Turbo-D (110 kW)	06.96 - 03.01	MT/AT			24791	Boot Kit				gs		L:98/Ø1=24/Ø2=60
<b>(C208) CLK / (A208) CLK CONVERTIBLE</b>												
200 (100 kW)	06.97 - 06.02	MT/AT			24791	Boot Kit				gs		L:98/Ø1=24/Ø2=60
200 Kompressor (120/141 kW)	06.00 - 06.02	MT/AT			24791	Boot Kit				gs		L:98/Ø1=24/Ø2=60
230 Kompressor (142/145 kW)	06.97 - 06.02	MT/AT			24791	Boot Kit				gs		L:98/Ø1=24/Ø2=60
320 (160 kW)	06.97 - 06.02	MT/AT		Ch.-No. - F000578	24791	Boot Kit				gs		L:98/Ø1=24/Ø2=60
<b>(W126) S-CLASS</b>												
380 SE,SEL (150 kW)	12.79 - 08.85	MT/AT			22703	Driveshaft	L/R				17	L:559.5/A:27
		MT/AT			26147	Boot Kit			ws			L:99/Ø1=24/Ø2=65
		MT/AT			26149	Boot Kit				gs		L:99/Ø1=24/Ø2=65
500 SE,SEL (164-195 kW)	12.79 - 06.91	MT/AT			22703	Driveshaft	L/R				17	L:559.5/A:27
		MT/AT			26147	Boot Kit			ws			L:99/Ø1=24/Ø2=65
		MT/AT			26149	Boot Kit				gs		L:99/Ø1=24/Ø2=65
<b>(C126) S-CLASS COUPE</b>												
380 SEC (150 kW)	10.81 - 07.85	MT/AT			22703	Driveshaft	L/R				17	L:559.5/A:27
		MT/AT			26147	Boot Kit			ws			L:99/Ø1=24/Ø2=65
		MT/AT			26149	Boot Kit				gs		L:99/Ø1=24/Ø2=65
500 SEC (164-195 kW)	10.81 - 06.91	MT/AT			22703	Driveshaft	L/R				17	L:559.5/A:27
		MT/AT			26147	Boot Kit			ws			L:99/Ø1=24/Ø2=65
		MT/AT			26149	Boot Kit				gs		L:99/Ø1=24/Ø2=65

		Transm.	with ABS Ring		Part-No.	Description	L	F	Wheel Side	Gear Box Side	Pic. No.	Technical Specification  Further details on page I
		MT Manual AT Autom.					Left R Right	Front R Rear				

## ( MERCEDES-BENZ )

## ( MERCEDES-BENZ )

<b>(R107) SL</b>												
280 (130 kW)	06.76 - 09.81	MT/AT			22702	Driveshaft	L/R				16	L:650/A:27/D:27
280 (136 kW)	08.74 - 07.85	MT/AT			22702	Driveshaft	L/R				16	L:650/A:27/D:27
350 (143 kW)	05.71 - 02.80	MT/AT			22702	Driveshaft	L/R				16	L:650/A:27/D:27
380 (150 kW)	09.80 - 08.85	MT/AT			22702	Driveshaft	L/R				16	L:650/A:27/D:27
380 (160 kW)	09.80 - 08.81	MT/AT			22702	Driveshaft	L/R				16	L:650/A:27/D:27
500 (164/180 kW)	01.86 - 08.89	MT/AT			26149	Boot Kit				gs		L:99/Ø1=24/Ø2=65
<b>(C107) SL COUPE</b>												
280 SLC (130 kW)	06.76 - 09.81	MT/AT			22702	Driveshaft	L/R				16	L:650/A:27/D:27
280 SLC (136 kW)	08.74 - 09.81	MT/AT			22702	Driveshaft	L/R				16	L:650/A:27/D:27
350 SLC (147 kW)	01.72 - 02.76	MT/AT			22702	Driveshaft	L/R				16	L:650/A:27/D:27
380 SLC (160 kW)	07.80 - 08.81	MT/AT			22702	Driveshaft	L/R				16	L:650/A:27/D:27
<b>(W460) G-CLASS</b>												
230 G (66 kW)	03.79 - 07.93	MT/AT			22690	Joint Kit		F	ws		27	A:27/F:28/O:56/Z
		MT/AT			26211	Boot Kit		F	ws			L:79/Ø1=24/Ø2=92
230 G (75 kW)	02.80 - 07.87	MT/AT			22690	Joint Kit		F	ws		27	A:27/F:28/O:56/Z
		MT/AT			26211	Boot Kit		F	ws			L:79/Ø1=24/Ø2=92
230 GE (90 kW)	05.87 - 08.92	MT/AT			22690	Joint Kit		F	ws		27	A:27/F:28/O:56/Z
		MT/AT			26211	Boot Kit		F	ws			L:79/Ø1=24/Ø2=92
230 GE (92 kW)	04.82 - 08.92	MT/AT			22690	Joint Kit		F	ws		27	A:27/F:28/O:56/Z
		MT/AT			26211	Boot Kit		F	ws			L:79/Ø1=24/Ø2=92
240 GD (53 kW)	03.79 - 08.87	MT/AT			22690	Joint Kit		F	ws		27	A:27/F:28/O:56/Z
		MT/AT			26211	Boot Kit		F	ws			L:79/Ø1=24/Ø2=92
250 GD (62 kW)	10.87 - 12.92	MT/AT			22690	Joint Kit		F	ws		27	A:27/F:28/O:56/Z
		MT/AT			26211	Boot Kit		F	ws			L:79/Ø1=24/Ø2=92
250 GD (68 kW)	12.88 - 08.92	MT/AT			22690	Joint Kit		F	ws		27	A:27/F:28/O:56/Z
		MT/AT			26211	Boot Kit		F	ws			L:79/Ø1=24/Ø2=92
280 GE (110 kW)	08.84 - 08.89	MT/AT			22690	Joint Kit		F	ws		27	A:27/F:28/O:56/Z
		MT/AT			26211	Boot Kit		F	ws			L:79/Ø1=24/Ø2=92
280 GE (115 kW)	11.79 - 08.89	MT/AT			22690	Joint Kit		F	ws		27	A:27/F:28/O:56/Z
		MT/AT			26211	Boot Kit		F	ws			L:79/Ø1=24/Ø2=92
300 GD (65 kW)	12.79 - 12.91	MT/AT			22690	Joint Kit		F	ws		27	A:27/F:28/O:56/Z
		MT/AT			26211	Boot Kit		F	ws			L:79/Ø1=24/Ø2=92
300 GD (83 kW)	03.79 - 07.93	MT/AT			22690	Joint Kit		F	ws		27	A:27/F:28/O:56/Z
		MT/AT			26211	Boot Kit		F	ws			L:79/Ø1=24/Ø2=92
<b>(W461) G-CLASS</b>												
230 GE (92 kW)	06.93 -	MT/AT	x		22711	Joint Kit		F	ws		27	A:26/F:28/O:62/Z/ABS:54
		MT/AT			26211	Boot Kit		F	ws			L:79/Ø1=24/Ø2=92
230 GE (90 kW)	02.93 -	MT/AT	x		22711	Joint Kit		F	ws		27	A:26/F:28/O:62/Z/ABS:54
		MT/AT			26211	Boot Kit		F	ws			L:79/Ø1=24/Ø2=92

<b>(W463) G-CLASS</b>												
230 GE (93 kW)	06.90 - 06.93	MT/AT MT/AT	x		22711	Joint Kit		F	ws		27	A:26/F:28/O:62/Z/ABS:54 L:79/Ø1=24/Ø2=92
					26211	Boot Kit		F	ws			
250 GD (69 kW)	06.90 -	MT/AT MT/AT	x		22711	Joint Kit		F	ws		27	A:26/F:28/O:62/Z/ABS:54 L:79/Ø1=24/Ø2=92
					26211	Boot Kit		F	ws			
300 GD (83 kW)	09.89 -	MT/AT MT/AT	x		22711	Joint Kit		F	ws		27	A:26/F:28/O:62/Z/ABS:54 L:79/Ø1=24/Ø2=92
					26211	Boot Kit		F	ws			
300 GE (125 kW)	09.89 - 09.97	MT/AT MT/AT	x		22711	Joint Kit		F	ws		27	A:26/F:28/O:62/Z/ABS:54 L:79/Ø1=24/Ø2=92
					26211	Boot Kit		F	ws			
300 GE (128 kW)	06.90 -	MT/AT MT/AT	x		22711	Joint Kit		F	ws		27	A:26/F:28/O:62/Z/ABS:54 L:79/Ø1=24/Ø2=92
					26211	Boot Kit		F	ws			
<b>(631) MB 100</b>												
D (41 kW)	12.90 - 12.94	MT MT MT			22716	Driveshaft	L/R				10	L:730/A:30/K:30
					23098	Boot Kit			ws			
					23114	Boot Kit				gs		L:121/Ø1=26/Ø2=81
D (53 kW)	02.88 - 05.92	MT MT MT			22716	Driveshaft	L/R				10	L:730/A:30/K:30
					23098	Boot Kit			ws			
					23114	Boot Kit				gs		L:121/Ø1=26/Ø2=81
D (55 kW)	12.90 - 02.96	MT MT MT			22716	Driveshaft	L/R				10	L:730/A:30/K:30
					23098	Boot Kit			ws			
					23114	Boot Kit				gs		L:121/Ø1=26/Ø2=81
<b>(638/2) V-CLASS</b>												
200 (95 kW)	02.97 - 07.03	MT/AT MT/AT MT/AT MT/AT MT/AT	x x		20163	Driveshaft	L/R				1	L:528/A:27/ABS:48
					20985	Joint Kit			ws		27	A:27/F:27/O:38/X/ABS:48
					21490	Joint Kit				gs	29	G:28
					20984	Boot Kit			ws			L:93/Ø1=23/Ø2=88
					26091	Boot Kit				gs		L:126/Ø1=26/Ø2=108/with cap
200 CDI (75 kW)	03.99 - 07.03	MT/AT MT/AT MT/AT MT/AT MT/AT	x x		21011	Driveshaft	L/R				1	L:500/A:27/ABS:48
					20228	Joint Kit			ws		27	A:27/F:36/O:71.6/ABS:48
					21727	Joint Kit				gs	29	G:30
				TPE boot	20229	Boot Kit			ws			L:150/Ø1=30/Ø2=102
					21728	Boot Kit				gs		L:113/Ø1=24.3/Ø2=70.5
220 CDI (90 kW)	03.99 - 07.03	MT/AT MT/AT MT/AT MT/AT MT/AT	x x		21011	Driveshaft	L/R				1	L:500/A:27/ABS:48
					20228	Joint Kit			ws		27	A:27/F:36/O:71.6/ABS:48
					21727	Joint Kit				gs	29	G:30
				TPE boot	20229	Boot Kit			ws			L:150/Ø1=30/Ø2=102
					21728	Boot Kit				gs		L:113/Ø1=24.3/Ø2=70.5
230 (105 kW)	10.96 - 07.03	MT/AT MT/AT MT/AT MT/AT MT/AT	x x		20163	Driveshaft	L/R				1	L:528/A:27/ABS:48
					20985	Joint Kit			ws		27	A:27/F:27/O:38/X/ABS:48
					21490	Joint Kit				gs	29	G:28
					20984	Boot Kit			ws			L:93/Ø1=23/Ø2=88
					26091	Boot Kit				gs		L:126/Ø1=26/Ø2=108/with cap
230 TD (72 kW)	09.96 - 07.03	MT/AT MT/AT MT/AT MT/AT MT/AT	x x		20163	Driveshaft	L/R				1	L:528/A:27/ABS:48
					20985	Joint Kit			ws		27	A:27/F:27/O:38/X/ABS:48
					21490	Joint Kit				gs	29	G:28
					20984	Boot Kit			ws			L:93/Ø1=23/Ø2=88
					26091	Boot Kit				gs		L:126/Ø1=26/Ø2=108/with cap

		Transm.	with ABS Ring		Part-No.	Description	L Left R Right	F Front R Rear	Wheel Side	Gear Box Side	Pic. No.	Technical Specification  Further details on page I
		MT Manual AT Autom.										

## ( MERCEDES-BENZ )

## ( MERCEDES-BENZ )

(638) VITO / VIANO													
1.8 (80 kW)	02.96 - 07.03	MT	x		20163	Driveshaft	L/R				1	L:528/A:27/ABS:48	
		MT/AT	x		20985	Joint Kit			ws		27	A:27/F:27/O:38/X/ABS:48	
		MT			21490	Joint Kit				gs		29	G:28
		MT			26091	Boot Kit					gs		L:126/Ø1=26/Ø2=108/with cap
		MT/AT			20984	Boot Kit			ws				L:93/Ø1=23/Ø2=88
108 CDI 2.2 (60 kW)	03.99 - 07.03	MT/AT	x	TPE boot	21011	Driveshaft	L/R				1	L:500/A:27/ABS:48	
		MT/AT	x		20228	Joint Kit			ws		27	A:27/F:36/O:71.6/ABS:48	
		MT/AT			21727	Joint Kit				gs		29	G:30
		MT/AT			20229	Boot Kit			ws				L:150/Ø1=30/Ø2=102
		MT/AT			21728	Boot Kit				gs			L:113/Ø1=24.3/Ø2=70.5
108 D 2.3 (58 kW)	02.96 - 07.03	MT/AT	x		20163	Driveshaft	L/R				1	L:528/A:27/ABS:48	
		MT/AT	x		20985	Joint Kit			ws		27	A:27/F:27/O:38/X/ABS:48	
		MT/AT			21490	Joint Kit				gs		29	G:28
		MT/AT			20984	Boot Kit			ws				L:93/Ø1=23/Ø2=88
		MT/AT			26091	Boot Kit				gs			L:126/Ø1=26/Ø2=108/with cap
110 CDI 2.2 (75 kW)	03.99 - 07.03	MT/AT	x	TPE boot	21011	Driveshaft	L/R				1	L:500/A:27/ABS:48	
		MT/AT	x		20228	Joint Kit			ws		27	A:27/F:36/O:71.6/ABS:48	
		MT/AT			21727	Joint Kit				gs		29	G:30
		MT/AT			20229	Boot Kit			ws				L:150/Ø1=30/Ø2=102
		MT/AT			21728	Boot Kit				gs			L:113/Ø1=24.3/Ø2=70.5
110 D 2.3 (72 kW)	03.97 - 07.03	MT/AT	x		20163	Driveshaft	L/R				1	L:528/A:27/ABS:48	
		MT/AT	x		20985	Joint Kit			ws		27	A:27/F:27/O:38/X/ABS:48	
		MT/AT			21490	Joint Kit				gs		29	G:28
		MT/AT			20984	Boot Kit			ws				L:93/Ø1=23/Ø2=88
		MT/AT			26091	Boot Kit				gs			L:126/Ø1=26/Ø2=108/with cap
110 TD 2.3 (72 kW)	02.96 - 07.03	MT/AT	x		20163	Driveshaft	L/R				1	L:528/A:27/ABS:48	
		MT/AT	x		20985	Joint Kit			ws		27	A:27/F:27/O:38/X/ABS:48	
		MT/AT			21490	Joint Kit				gs		29	G:28
		MT/AT			20984	Boot Kit			ws				L:93/Ø1=23/Ø2=88
		MT/AT			26091	Boot Kit				gs			L:126/Ø1=26/Ø2=108/with cap
112 CDI 2.2 (90 kW)	03.99 - 07.03	MT/AT	x	TPE boot	21011	Driveshaft	L/R				1	L:500/A:27/ABS:48	
		MT/AT	x		20228	Joint Kit			ws		27	A:27/F:36/O:71.6/ABS:48	
		MT/AT			21727	Joint Kit				gs		29	G:30
		MT/AT			20229	Boot Kit			ws				L:150/Ø1=30/Ø2=102
		MT/AT			21728	Boot Kit				gs			L:113/Ø1=24.3/Ø2=70.5
113 2.0 (95 kW)	02.96 - 07.03	MT/AT	x		20163	Driveshaft	L/R				1	L:528/A:27/ABS:48	
		MT/AT	x		20985	Joint Kit			ws		27	A:27/F:27/O:38/X/ABS:48	
		MT/AT			21490	Joint Kit				gs		29	G:28
		MT/AT			20984	Boot Kit			ws				L:93/Ø1=23/Ø2=88
		MT/AT			26091	Boot Kit				gs			L:126/Ø1=26/Ø2=108/with cap
114 2.3 (105 kW)	12.96 - 07.03	MT/AT	x		20163	Driveshaft	L/R				1	L:528/A:27/ABS:48	

		MT/AT	x		20985	Joint Kit			ws		27	A:27/F:27/O:38/X/ABS:48
		MT/AT			21490	Joint Kit				gs	29	G:28
		MT/AT			20984	Boot Kit			ws			L:93/Ø1=23/Ø2=88
		MT/AT			26091	Boot Kit				gs		L:126/Ø1=26/Ø2=108/with cap
<b>(639) VITO / VIANO</b>												
CDI 2.2 (65 kW)	09.03 -	MT			24168	Driveshaft	L/R	R			4	L:876/A:30/D:26/O:70
CDI 2.2 (80 kW)	09.03 -	MT/AT			24168	Driveshaft	L/R	R			4	L:876/A:30/D:26/O:70
CDI 2.2 4-matic (80/110 kW)	07.05 -	MT/AT			24533	Driveshaft	L/R	F			1	L:655/A:30
<b>SPRINTER 3-T BUS (903)</b>												
312 D 2.9 4x4 (90 kW)	05.97 - 08.02	MT			24631	Joint Kit		F	ws		27	A:26/F:28/O:62/Z
		MT			24633	Joint Kit		F		gs	29	G:28
		MT			24632	Boot Kit		F	ws			L:84/Ø1=24/Ø2=92
		MT			24634	Boot Kit		F		gs		L:116/Ø1=24/Ø2=108/with cap

## MINI

## MINI

<b>ONE</b>												
1.4 (55 kW)	04.03 -	MT		- 07.04	23277	Driveshaft	L				6	L:648/A:26/D:22
		MT		07.04 -	23279	Driveshaft	L				6	L:615/A:26/D:33
		MT		- 07.04	23278	Driveshaft	R				9	L:914/A:26/D:22
		MT		07.04 -	23280	Driveshaft	R				9	L:950/A:26/D:33
		MT		- 07.04	24394	Joint Kit			ws		27	A:26/F:23/O:54/Z
		MT		07.04 -	24392	Joint Kit			ws		27	A:26/F:21/O:54/Z
		MT		- 07.04	24395	Boot Kit			ws			L:119/Ø1=24.5/Ø2=81.6
		MT		07.04 -	24393	Boot Kit			ws			L:113/Ø1=22.7/Ø2=75.2
		MT			24064	Boot Kit				gs		L:85/Ø1=19Ø2=61/Trilobe
1.4 (70 kW)	03.07 -	MT			23279	Driveshaft	L				6	L:615/A:26/D:33
		MT			23280	Driveshaft	R				9	L:950/A:26/D:33
		MT			24392	Joint Kit			ws		27	A:26/F:21/O:54/Z
		MT			24393	Boot Kit			ws			L:113/Ø1=22.7/Ø2=75.2
		MT			24064	Boot Kit				gs		L:85/Ø1=19Ø2=61/Trilobe
1.6 (66 kW)	06.01 -	MT		- 07.04	23277	Driveshaft	L				6	L:648/A:26/D:22
		MT		07.04 -	23279	Driveshaft	L				6	L:615/A:26/D:33
		MT		- 07.04	23278	Driveshaft	R				9	L:914/A:26/D:22
		MT		07.04 -	23280	Driveshaft	R				9	L:950/A:26/D:33
		MT		- 07.04	24394	Joint Kit			ws		27	A:26/F:23/O:54/Z
		MT		07.04 -	24392	Joint Kit			ws		27	A:26/F:21/O:54/Z
		MT		- 07.04	24395	Boot Kit			ws			L:119/Ø1=24.5/Ø2=81.6
		MT		07.04 -	24393	Boot Kit			ws			L:113/Ø1=22.7/Ø2=75.2
		MT			24064	Boot Kit				gs		L:85/Ø1=19Ø2=61/Trilobe
<b>ONE CONVERTIBLE</b>												
1.6 (66 kW)	07.04 -	MT			23279	Driveshaft	L				6	L:615/A:26/D:33
		MT			23280	Driveshaft	R				9	L:950/A:26/D:33
		MT			24392	Joint Kit			ws		27	A:26/F:21/O:54/Z
		MT			24393	Boot Kit			ws			L:113/Ø1=22.7/Ø2=75.2
		MT			24064	Boot Kit				gs		L:85/Ø1=19Ø2=61/Trilobe
<b>ONE D</b>												
1.4 (55/65kW)	06.03 -	MT			23284	Driveshaft	L				6	L:616/A:26/D:34/O:54

		Transm.	with ABS Ring		Part-No.	Description	L	F	Wheel Side	Gear Box Side	Pic. No.	Technical Specification  Further details on page I
		MT Manual AT Autom.					Left R Right	Front R Rear				

( MINI )

( MINI )

ONE D												
1.4 (55/65kW)	06.03 -	MT			24394	Joint Kit			ws		27	A:26/F:23/O:54/Z
		MT			24395	Boot Kit			ws			L:119/Ø1=24.5/Ø2=81.6
COOPER												
1.6 (85 kW)	06.01 -	MT		- 07.04	23277	Driveshaft	L				6	L:648/A:26/D:22
		MT		07.04 -	23279	Driveshaft	L				6	L:615/A:26/D:33
		MT		- 07.04	23278	Driveshaft	R				9	L:914/A:26/D:22
		MT		07.04 -	23280	Driveshaft	R				9	L:950/A:26/D:33
		MT		- 07.04	24394	Joint Kit			ws		27	A:26/F:23/O:54/Z
		MT		07.04 -	24392	Joint Kit			ws		27	A:26/F:21/O:54/Z
		MT		- 07.04	24395	Boot Kit			ws			L:119/Ø1=24.5/Ø2=81.6
		MT		07.04 -	24393	Boot Kit			ws			L:113/Ø1=22.7/Ø2=75.2
		MT			24064	Boot Kit				gs		L:85/Ø1=19Ø2=61/Trilobe
COOPER CONVERTIBLE												
1.6 (85 kW)	07.04 -	MT			23279	Driveshaft	L				6	L:615/A:26/D:33
		MT			23280	Driveshaft	R				9	L:950/A:26/D:33
		MT			24392	Joint Kit			ws		27	A:26/F:21/O:54/Z
		MT			24393	Boot Kit			ws			L:113/Ø1=22.7/Ø2=75.2
COOPER S												
1.6 (120/125 kW)	03.02 -	MT			23284	Driveshaft	L				6	L:616/A:26/D:34/O:54
		MT			23285	Driveshaft	R				9	L:943/A:26/D:34/O:54
		MT			24394	Joint Kit			ws		27	A:26/F:23/O:54/Z
		MT			24395	Boot Kit			ws			L:119/Ø1=24.5/Ø2=81.6
COOPER S CONVERTIBLE												
1.6 (125 kW)	07.04 -	MT			23284	Driveshaft	L				6	L:616/A:26/D:34/O:54
		MT			23285	Driveshaft	R				9	L:943/A:26/D:34/O:54
		MT			24394	Joint Kit			ws		27	A:26/F:23/O:54/Z
		MT			24395	Boot Kit			ws			L:119/Ø1=24.5/Ø2=81.6

MITSUBISHI

MITSUBISHI

CARISMA												
1.6 (66 kW)	07.95 - 06.06	MT/AT		- 05.99, engine 4 G 92	21759	Joint Kit			ws		27	A:25/F:29/DF:22.2/O:54/Z/Ø Joint:85
		MT/AT		06.99 -, engine 4 G 92	21720	Joint Kit			ws		27	A:25/F:23/O:54/X/Ø Joint:83
		MT/AT	x	- 05.99, engine 4 G 92 / Ø ABS ring:78 / Ø Joint:85	21747	Joint Kit			ws		27	A:25/F:29/DF:22.2/O:54/Z/ABS:43
		MT/AT	x	06.99 -, engine 4 G 92 / Ø ABS ring:78 / Ø Joint:83	21718	Joint Kit			ws		27	A:25/F:23/O:54/X/ABS:48
		MT/AT		- 05.99, engine 4 G 92, TPE boot	21758	Boot Kit			ws			L:125/Ø1=24/Ø2=80
		MT/AT		06.99 -, engine 4 G 92, TPE boot	21719	Boot Kit			ws			L:125/Ø1=24/Ø2=80
1.6 (70 kW)	12.98 - 06.06	MT/AT		- 05.99	21759	Joint Kit			ws		27	A:25/F:29/DF:22.2/O:54/Z/Ø Joint:85
		MT/AT		06.99 -	21720	Joint Kit			ws		27	A:25/F:23/O:54/X/Ø Joint:83

		MT/AT	x	- 05.99	21747	Joint Kit		ws		27	A:25/F:29/DF:22.2/0:54/Z/ABS:43
		MT/AT	x	06.99 - / Ø ABS ring:78 / Ø Joint:83	21718	Joint Kit		ws		27	A:25/F:23/0:54/X/ABS:48
		MT/AT		- 05.99, TPE boot	21758	Boot Kit		ws			L:125/Ø1=24/Ø2=80
		MT/AT		06.99 -, TPE boot	21719	Boot Kit		ws			L:125/Ø1=24/Ø2=80
1.6 (73 kW)	05.97 - 06.06	MT/AT		- 05.99, engine 4 G 92	21759	Joint Kit		ws		27	A:25/F:29/DF:22.2/0:54/Z/Ø Joint:85
		MT/AT		06.99 -, engine 4 G 92	21720	Joint Kit		ws		27	A:25/F:23/0:54/X/Ø Joint:83
		MT/AT	x	- 05.99, engine 4 G 92 / Ø ABS ring:78 / Ø Joint:85	21747	Joint Kit		ws		27	A:25/F:29/DF:22.2/0:54/Z/ABS:43
		MT/AT	x	06.99 -, engine 4 G 92 / Ø ABS ring:78 / Ø Joint:83	21718	Joint Kit		ws		27	A:25/F:23/0:54/X/ABS:48
		MT/AT		- 05.99, engine 4 G 92, TPE boot	21758	Boot Kit		ws			L:125/Ø1=24/Ø2=80
		MT/AT		06.99 -, engine 4 G 92, TPE boot	21719	Boot Kit		ws			L:125/Ø1=24/Ø2=80
1.6 (74 kW)	09.00 - 06.06	MT/AT		TPE boot	23132	Boot Kit		ws			L:135/Ø1=23/Ø2=78
1.6 (76 kW)	09.00 - 06.06	MT/AT			23247	Boot Kit			gs		L:92/Ø1=19/Ø2=70
1.8 (85 kW)	07.95 - 06.06	MT/AT		- 09.97, engine 4 G 93	21759	Joint Kit		ws		27	A:25/F:29/DF:22.2/0:54/Z/Ø Joint:85
		MT/AT	x	- 09.97, engine 4 G 93 / Ø ABS ring:78 / Ø Joint:85	21747	Joint Kit		ws		27	A:25/F:29/DF:22.2/0:54/Z/ABS:43
		MT/AT		- 09.97, engine 4 G 93, TPE boot	21758	Boot Kit		ws			L:125/Ø1=24/Ø2=80
1.8 16V (103 kW)	07.95 - 06.06	MT/AT		TPE boot	23132	Boot Kit		ws			L:135/Ø1=23/Ø2=78
		MT/AT			23247	Boot Kit			gs		L:92/Ø1=19/Ø2=70
1.8 16V GDI (92 kW)	09.97 - 06.06	MT/AT		- 05.99, engine 4 G 93	21759	Joint Kit		ws		27	A:25/F:29/DF:22.2/0:54/Z/Ø Joint:85
		MT/AT		06.99 -, engine 4 G 93	21720	Joint Kit		ws		27	A:25/F:23/0:54/X/Ø Joint:83
		MT/AT	x	- 09.97, engine 4 G 93 / Ø ABS ring:78 / Ø Joint:85	21747	Joint Kit		ws		27	A:25/F:29/DF:22.2/0:54/Z/ABS:43
		MT/AT	x	06.99 -, engine 4 G 93 / Ø ABS ring:78 / Ø Joint:83	21718	Joint Kit		ws		27	A:25/F:23/0:54/X/ABS:48
		MT/AT	x	06.99 -, engine 4 G 93 / Ø ABS ring:78 / Ø Joint:82	23667	Joint Kit		ws		27	A:25/F:23/0:54/Z/ABS:43
		MT/AT		- 05.99, engine 4 G 93, TPE boot	21758	Boot Kit		ws			L:125/Ø1=24/Ø2=80
		MT/AT		06.99 -, engine 4 G 93, TPE boot	21719	Boot Kit		ws			L:125/Ø1=24/Ø2=80
1.8 GDI (90 kW)	10.00 - 06.06	MT/AT		TPE boot	23132	Boot Kit		ws			L:135/Ø1=23/Ø2=78
		MT/AT			23247	Boot Kit			gs		L:92/Ø1=19/Ø2=70
1.9 TD (66 kW)	10.96 - 09.00	MT/AT		- 05.99, engine F8QT	21759	Joint Kit		ws		27	A:25/F:29/DF:22.2/0:54/Z/Ø Joint:85
		MT/AT	x	- 05.99, engine F8QT / Ø ABS ring:78 / Ø Joint:85	21747	Joint Kit		ws		27	A:25/F:29/DF:22.2/0:54/Z/ABS:43
		MT/AT		- 05.99, engine F8QT, TPE boot	21758	Boot Kit		ws			L:125/Ø1=24/Ø2=80
1.9 DI-D (75/85 kW)	09.00 - 06.06	MT/AT		Ø ABS ring:78 / Ø Joint:88	20621	Joint Kit		ws		27	A:26/F:33/0:54/Z/ABS:43
		MT/AT		TPE boot	20584	Boot Kit		ws			L:112/Ø1=25/Ø2=88
		MT/AT			23247	Boot Kit			gs		L:92/Ø1=19/Ø2=70
<b>CHAMP (USA)</b>											
1.4 (A156,A157)	01.80 - 12.83	MT		engine G12B	21381	Joint Kit		ws		27	A:25/F:22/DF:22.65/0:50/Z
		MT		engine G12B	26042	Boot Kit		ws			L:93/Ø1=21/Ø2=74
1.4, 1.6	01.83 - 12.86	MT			24210	Joint Kit		ws		27	A:25/F:23/DF:24.56/0:50/Z
		MT			26138	Boot Kit		ws			L:94/Ø1=23/Ø2=79
<b>COLT I (A15_A)</b>											
1.2 GL (A151A) (40 kW)	12.78 - 01.84	MT/AT		engine 4 G 11	21381	Joint Kit		ws		27	A:25/F:22/DF:22.65/0:50/Z
		MT/AT		engine 4 G 11	26042	Boot Kit		ws			L:93/Ø1=21/Ø2=74
1.4 GLX,GT (A152A) (51 kW)	05.79 - 01.84	MT/AT		engine 4 G 12	21381	Joint Kit		ws		27	A:25/F:22/DF:22.65/0:50/Z
		MT/AT		engine 4 G 12	26042	Boot Kit		ws			L:93/Ø1=21/Ø2=74
1.4 Turbo (A152A) (77 kW)	09.81 - 01.84	MT/AT		engine 4 G 12	21382	Joint Kit		ws		27	A:25/F:23/DF:24.56/0:50/Z
		MT/AT		engine 4 G 12	23082	Boot Kit		ws			L:93/Ø1=21/Ø2=74
<b>COLT II (C1_A)</b>											
1.2 EL,GL (C15A) (40 kW)	02.84 - 09.86	MT/AT		engine 4 G 16	21381	Joint Kit		ws		27	A:25/F:22/DF:22.65/0:50/Z
		MT/AT		engine 4 G 16	26042	Boot Kit		ws			L:93/Ø1=21/Ø2=74
1.2 EL,GL (C15A) (44 kW)	09.86 - 04.88	MT/AT		engine 4 G 16	23902	Driveshaft	L/R				
		MT/AT		engine 4 G 16	21381	Joint Kit		ws		27	A:25/F:22/DF:22.65/0:50/Z
		MT/AT		engine 4 G 16	26042	Boot Kit		ws			L:93/Ø1=21/Ø2=74

		Transm.	with ABS Ring		Part-No.	Description	L	F	Wheel Side	Gear Box Side	Pic. No.	Technical Specification  Further details on page I
		MT Manual AT Autom.					Left R Right	Front R Rear				




## ( MITSUBISHI )

## ( MITSUBISHI )

COLT II (C1_A)												
1.5 GLX (C12A) (51 kW)	09.85 - 04.88	MT/AT		06.86 -, engine G 15 B	23904	Driveshaft	L					
		MT/AT		06.86 -, engine G 15 B	23903	Driveshaft	R					
		MT/AT		- 05.86, engine G 15 B	21381	Joint Kit			ws		27	A:25/F:22/DF:22.65/O:50/Z
		MT/AT		06.86 -, engine G 15 B	21382	Joint Kit			ws		27	A:25/F:23/DF:24.56/O:50/Z
		MT/AT		- 05.86, engine G 15 B	26042	Boot Kit			ws			L:93/Ø1=21/Ø2=74
1.5 GLX (C12A) (55 kW)	09.84 - 04.88	MT/AT		06.86 -, engine 4 G 15	23904	Driveshaft	L					
		MT/AT		06.86 -, engine 4 G 15	23903	Driveshaft	R					
		MT/AT		- 05.86, engine 4 G 15	21381	Joint Kit			ws		27	A:25/F:22/DF:22.65/O:50/Z
		MT/AT		06.86 -, engine 4 G 15	21382	Joint Kit			ws		27	A:25/F:23/DF:24.56/O:50/Z
		MT/AT		- 05.86, engine 4 G 15	26042	Boot Kit			ws			L:93/Ø1=21/Ø2=74
1.6 Turbo ECi (C13A) (77 kW)	07.86 - 04.88	MT			21381	Joint Kit			ws		27	A:25/F:22/DF:22.65/O:50/Z
		MT			26042	Boot Kit			ws			L:93/Ø1=21/Ø2=74
1.6 Turbo ECi (C13A) (92 kW)	02.84 - 04.88	MT/AT		engine 4 G 32 T/C	21382	Joint Kit			ws		27	A:25/F:23/DF:24.56/O:50/Z
		MT/AT		engine 4 G 32 T/C	23082	Boot Kit			ws			L:93/Ø1=21/Ø2=74
1.8 GL Diesel (C14A) (43 kW)	02.84 - 09.86	MT/AT		engine 4 D 65	23904	Driveshaft	L					
		MT/AT		engine 4 D 65	23903	Driveshaft	R					
		MT/AT		engine 4 D 65	21382	Joint Kit			ws		27	A:25/F:23/DF:24.56/O:50/Z
		MT/AT		engine 4 D 65	23082	Boot Kit			ws			L:93/Ø1=21/Ø2=74
1.8 GL Diesel (C14A) (44 kW)	09.86 - 04.88	MT/AT		engine 4 D 65	23901	Driveshaft	L					
		MT/AT		engine 4 D 65	23900	Driveshaft	R					
		MT/AT		engine 4 D 65	21382	Joint Kit			ws		27	A:25/F:23/DF:24.56/O:50/Z
		MT/AT		engine 4 D 65	23082	Boot Kit			ws			L:93/Ø1=21/Ø2=74
COLT III (C5_A)												
1.3 (C51A) (51 kW)	04.88 - 05.92	MT/AT		MMC black	23906	Driveshaft	L					
		MT/AT		NTN green	23908	Driveshaft	L					
		MT/AT		MMC black	23905	Driveshaft	R					
		MT/AT		NTN green	23907	Driveshaft	R					
		MT/AT			21381	Joint Kit			ws		27	A:25/F:22/DF:22.65/O:50/Z
		MT/AT			26042	Boot Kit			ws			L:93/Ø1=21/Ø2=74
1.3 12V (C51A) (55 kW)	04.88 - 05.92	MT/AT		engine 4 G 13 MMC black	23906	Driveshaft	L					
		MT/AT		engine 4 G 13 NTN green	23908	Driveshaft	L					
		MT/AT		engine 4 G 13 MMC black	23905	Driveshaft	R					
		MT/AT		engine 4 G 13 NTN green	23907	Driveshaft	R					
		MT/AT		engine 4 G 13	21381	Joint Kit			ws		27	A:25/F:22/DF:22.65/O:50/Z
		MT/AT		engine 4 G 13	23082	Boot Kit			ws			L:93/Ø1=21/Ø2=74
1.3 GL (44 kW)	04.88 - 12.90	MT/AT		engine 4 G 13, MMC black	23906	Driveshaft	L					
		MT/AT		engine 4 G 13, NTN green	23908	Driveshaft	L					
		MT/AT		engine 4 G 13, MMC black	23905	Driveshaft	R					
		MT/AT		engine 4 G 13, NTN green	23907	Driveshaft	R					



		MT/AT		engine 4 G 13	21381	Joint Kit			ws		27	A:25/F:22/DF:22.65/O:50/Z
		MT/AT		engine 4 G 13	23082	Boot Kit			ws			L:93/Ø1=21/Ø2=74
1.5 (C52A) (66 kW)	07.90 - 05.92	MT/AT		engine 4 G 15, MMC black	23906	Driveshaft	L					
		MT/AT		engine 4 G 15, NTN green	23908	Driveshaft	L					
		MT/AT		engine 4 G 15, MMC black	23905	Driveshaft	R					
		MT/AT		engine 4 G 15 NTN green	23907	Driveshaft	R					
		MT/AT		engine 4 G 15	21381	Joint Kit			ws		27	A:25/F:22/DF:22.65/O:50/Z
		MT/AT		engine 4 G 15	26042	Boot Kit			ws			L:93/Ø1=21/Ø2=74
1.5 GLXi (C52A) (62 kW)	04.88 - 05.92	MT/AT		engine 4 G 15, MMC black	23906	Driveshaft	L					
		MT/AT		engine 4 G 15, NTN green	23908	Driveshaft	L					
		MT/AT		engine 4 G 15, MMC black	23905	Driveshaft	R					
		MT/AT		engine 4 G 15, NTN green	23907	Driveshaft	R					
		MT/AT		engine 4 G 15	21381	Joint Kit			ws		27	A:25/F:22/DF:22.65/O:50/Z
		MT/AT		engine 4 G 15	26042	Boot Kit			ws			L:93/Ø1=21/Ø2=74
1.6 GTi 16V (C53A) (91 kW)	04.88 - 05.90	MT		engine 4 G 61	24222	Driveshaft	R					A:25/D:25
		MT		engine 4 G 61	24224	Joint Kit	L		ws		27	A:25/F:23/DF:24.50/O:50/X
		MT		engine 4 G 61	24225	Joint Kit	R		ws		27	A:25/F:30/DF:23.15/O:50/Z
		MT		engine 4 G 61	24217	Joint Kit	L			gs		D:25/G:23
		MT		engine 4 G 61	24223	Joint Kit	R			gs		D:25/G:30
		MT		engine 4 G 61	25514	Boot Kit			ws			L:94/Ø1=21/Ø2=78
		MT		engine 4 G 61	25506	Boot Kit	R			gs		L:93/Ø1=22/Ø2=76
1.8 Diesel GLX (C54A) (44 kW)	04.88 - 05.92	MT/AT		engine 4 D 65	23901	Driveshaft	L					
		MT/AT		engine 4 D 65	23900	Driveshaft	R					
		MT/AT		engine 4 D 65	24225	Joint Kit			ws		27	A:25/F:30/DF:23.15/O:50/Z
		MT/AT		engine 4 D 65	25514	Boot Kit			ws			L:94/Ø1=21/Ø2=78
<b>COLT IV (CA_A)</b>												
1.3 GLi 12V (CA1A) (55 kW)	04.92 - 04.96	MT/AT		engine 4 G 13	24212	Joint Kit			ws		27	A:25/F:22/DF:22.65/O:54/Z
		MT/AT		engine 4 G 13, MMC black	23959	Joint Kit			ws			A:25/F:22/O:54
		MT/AT		engine 4 G 13	26042	Boot Kit			ws			L:93/Ø1=21/Ø2=74
1.6 (66 kW)	02.94 - 04.96	MT/AT			20323	Joint Kit			ws		27	A:25/F:23/DF:23.73/O:54/Z
		MT/AT			20324	Boot Kit			ws			L:102/Ø1=24/Ø2=77
1.6 GLXi 16V (CA4A) (83 kW)	04.92 - 04.96	MT/AT		engine 4 G 92	20323	Joint Kit			ws		27	A:25/F:23/DF:23.73/O:54/Z
		MT/AT		engine 4 G 92	20324	Boot Kit			ws			L:102/Ø1=24/Ø2=77
1.8 GTi 16V (CA5A) (103 kW)	04.92 - 04.96	MT/AT		engine 4 G 93	20323	Joint Kit			ws		27	A:25/F:23/DF:23.73/O:54/Z
		MT/AT		engine 4 G 93	20324	Boot Kit			ws			L:102/Ø1=24/Ø2=77
<b>COLT V (CJ_A)</b>												
1300 GL, GLX (CJ1A) (55 kW)	05.96 - 09.00	MT/AT	x	engine 4 G 13	21790	Joint Kit			ws		27	A:25/F:29/DF:24.7/O:54/X/ABS:43
		MT/AT		engine 4 G 13	21791	Boot Kit			ws			L:115/Ø1=24/Ø2=77
1300 (60 kW)	09.00 - 07.05	MT/AT	x	engine 4 G 13	21790	Joint Kit			ws		27	A:25/F:29/DF:24.7/O:54/X/ABS:43
		MT/AT		engine 4 G 13	21791	Boot Kit			ws			L:115/Ø1=24/Ø2=77
1600 GLX (CJ4A) (66 kW)	05.96 - 09.00	MT/AT	x	engine 4 G 92	23686	Joint Kit			ws		27	A:26/F:30/DF:32.2/O:54/X/ABS:43
		MT/AT		engine 4 G 92, TPE boot	23144	Boot Kit			ws			L:116/Ø1=25/Ø2=81
1600 (76 kW)	09.00 - 07.05	MT/AT	x	engine 4 G 92	23686	Joint Kit			ws		27	A:26/F:30/DF:32.2/O:54/X/ABS:43
		MT/AT		engine 4 G 92, TPE boot	23144	Boot Kit			ws			L:116/Ø1=25/Ø2=81
<b>CORDIA (A21_A)</b>												
1.6 GSL (A212A) (55 kW)	10.82 - 12.86	MT/AT		engine 4 G 32	21381	Joint Kit			ws		27	A:25/F:22/DF:22.65/O:50/Z
		MT/AT		engine 4 G 32	26042	Boot Kit			ws			L:93/Ø1=21/Ø2=74
1.6 Turbo (A212A) (84 kW)	10.82 - 05.85	MT/AT		engine 4 G 32 T	21382	Joint Kit			ws		27	A:25/F:23/DF:24.56/O:50/Z
		MT/AT		engine 4 G 32 T	23082	Boot Kit			ws			L:93/Ø1=21/Ø2=74
1.6 Turbo (A212A) (85 kW)	07.83 - 05.85	MT/AT		engine 4 G 32 T	21382	Joint Kit			ws		27	A:25/F:23/DF:24.56/O:50/Z

		Transm. MT Manual AT Autom.	with ABS Ring		Part-No.	Description	L Left R Right	F Front R Rear	Wheel Side	Gear Box Side	Pic. No.	Technical Specification  Further details on page I
---	---	---	---------------------	--	----------	-------------	-------------------------	-------------------------	---------------	---------------------	-------------	--

## ( MITSUBISHI )

## ( MITSUBISHI )

<b>CORDIA (A21_A)</b>												
1.6 Turbo (A212A) (85 kW)	07.83 - 05.85	MT/AT		engine 4 G 32 T	23082	Boot Kit			ws			L:93/Ø1=21/Ø2=74
1.8 GSL (A215A) (66 kW)	10.86 - 12.86	MT/AT		engine 4 G 37	21382	Joint Kit			ws		27	A:25/F:23/DF:24.56/O:50/Z
		MT/AT		engine 4 G 37	23082	Boot Kit			ws			L:93/Ø1=21/Ø2=74
1.8 Turbo ECi (A213A) (100 kW)	10.84 - 12.86	MT/AT		engine 4 G 62 T	21382	Joint Kit			ws		27	A:25/F:23/DF:24.56/O:50/Z
		MT/AT		engine 4 G 62 T	23082	Boot Kit			ws			L:93/Ø1=21/Ø2=74
<b>ECLIPSE I (D2_A)</b>												
2.0 16V (D22A) (110 kW)	04.91 - 11.95	MT/AT		engine 4 G 63	24215	Joint Kit			ws		27	A:25/F:23/DF:23.73/O:54/Z
		MT/AT		engine 4 G 63	26102	Boot Kit			ws			L:87/Ø1=23/Ø2=78
2.0 16V 4X4 (110 kW)	04.91 - 11.95	MT/AT		engine 4 G 63	24215	Joint Kit		F	ws		27	A:25/F:23/DF:23.73/O:54/Z
		MT/AT		engine 4 G 63	26102	Boot Kit		F	ws			L:87/Ø1=23/Ø2=78
<b>GALANT III (E1_A)</b>												
1.6 GLX (E11A) (55 kW)	06.84 - 12.87	MT/AT		engine 4 G 32	23909	Driveshaft	R					
		MT/AT		engine 4 G 32	21381	Joint Kit			ws		27	A:25/F:22/DF:22.65/O:50/Z
		MT/AT		engine 4 G 32	26042	Boot Kit			ws			L:93/Ø1=21/Ø2=74
1.8 (E12/E13/E14/E15)	06.84 - 12.87	MT/AT		engine 4G37/4G62	24210	Joint Kit			ws		27	A:25/F:23/DF:24.56/O:50/Z
		MT/AT		engine 4G37/4G62	26138	Boot Kit			ws			L:94/Ø1=23/Ø2=79
1.8 Turbo-D (E14A) (60 kW)	06.84 - 12.87	MT/AT		engine 4 D 65 T	21382	Joint Kit			ws		27	A:25/F:23/DF:24.56/O:50/Z
		MT/AT		engine 4 D 65 T	23082	Boot Kit			ws			L:93/Ø1=21/Ø2=74
2.0 GLS (E15A) (66 kW)	06.86 - 12.87	MT/AT		engine G 63 B	24210	Joint Kit			ws		27	A:25/F:23/DF:24.56/O:50/Z
		MT/AT		engine G 63 B	26138	Boot Kit			ws			L:94/Ø1=23/Ø2=79
2.0 GLS (E15A) (75 kW)	06.84 - 12.87	MT/AT		engine 4 G 63	24210	Joint Kit			ws		27	A:25/F:23/DF:24.56/O:50/Z
		MT/AT		engine 4 G 63	26138	Boot Kit			ws			L:94/Ø1=23/Ø2=79
2.0 Turbo ECi (E15A) (110 kW)	06.84 - 05.85	MT/AT		engine 4 G 63 T	21382	Joint Kit	L		ws		27	A:25/F:23/DF:24.56/O:50/Z
		MT/AT		engine 4 G 63 T	20637	Joint Kit	R		ws		27	A:25/F:25/DF:25.84/O:50/Z
		MT/AT		engine 4 G 63 T	23082	Boot Kit	L		ws			L:93/Ø1=21/Ø2=74
		MT/AT		engine 4 G 63 T	21137	Boot Kit	R		ws			L:89/Ø1=24/Ø2=85
2.3 GLS (E16A) (82 kW)	07.85 - 12.87	MT/AT		engine G 64 B	21382	Joint Kit			ws		27	A:25/F:23/DF:24.56/O:50/Z
		MT/AT		engine G 64 B	23082	Boot Kit			ws			L:93/Ø1=21/Ø2=74
<b>GALANT IV (E3_A)</b>												
1.6 (E31)	04.88 - 12.89	MT/AT		engine 4 G 32	21381	Joint Kit			ws		27	A:25/F:22/DF:22.65/O:50/Z
		MT/AT		engine 4 G 32	26042	Boot Kit			ws			L:93/Ø1=21/Ø2=74
1.8 (E32A) (63 kW)	11.87 - 08.90	MT		engine 4 G 37	23911	Driveshaft	L					
		MT		engine 4 G 37	23910	Driveshaft	R					
		MT/AT		engine 4 G 37	24212	Joint Kit			ws		27	A:25/F:22/DF:22.65/O:54/Z
		MT/AT		engine 4 G 37	26042	Boot Kit			ws			L:93/Ø1=21/Ø2=74
1.8 (E32A) (66 kW)	11.87 - 10.92	MT		- 08.90, engine 4 G 37	23911	Driveshaft	L					
		MT		- 08.90, engine 4 G 37	23910	Driveshaft	R					
		MT/AT		- 08.90, engine 4 G 37	24212	Joint Kit			ws		27	A:25/F:22/DF:22.65/O:54/Z
		MT/AT		01.90 - , engine 4 G 37	24215	Joint Kit			ws		27	A:25/F:23/DF:23.73/O:54/Z
		MT/AT		- 08.90, engine 4 G 37	26042	Boot Kit			ws			L:93/Ø1=21/Ø2=74

		MT/AT		01.90 - , engine 4 G 37	<b>26102</b>	Boot Kit			ws			L:87/Ø1=23/Ø2=78
1.8 Turbo-D (E34A) (55 kW)	12.87 - 10.92	MT/AT		engine 4 D 65	<b>24215</b>	Joint Kit			ws		27	A:25/F:23/DF:23.73/0:54/Z
		MT/AT		engine 4 D 65	<b>26102</b>	Boot Kit			ws			L:87/Ø1=23/Ø2=78
2.0 (E33A) (80 kW)	11.87 - 10.92	MT		engine 4 G 63	<b>23911</b>	Driveshaft	L					
		MT		engine 4 G 63	<b>23910</b>	Driveshaft	R					
		MT		engine 4 G 63	<b>24215</b>	Joint Kit			ws		27	A:25/F:23/DF:23.73/0:54/Z
		MT		engine 4 G 63	<b>20924</b>	Joint Kit			ws		27	A:25/F:23/DF:24.56/0:54/Z
		MT		engine 4 G 63	<b>26102</b>	Boot Kit			ws			L:87/Ø1=23/Ø2=78
		MT		engine 4 G 63	<b>20925</b>	Boot Kit			ws			L:97/Ø1=25/Ø2=83
2.0 4X4 (E38A, E39A) (80 kW)	12.88 - 10.92	MT		engine 4 G 63	<b>24215</b>	Joint Kit		F	ws		27	A:25/F:23/DF:23.73/0:54/Z
		MT		engine 4 G 63	<b>24216</b>	Joint Kit		F	ws		27	A:25/F:30/DF:23.34/0:54/Z
		MT		engine 4 G 63	<b>26102</b>	Boot Kit		F	ws			L:87/Ø1=23/Ø2=78
		MT		engine 4 G 63	<b>26051</b>	Boot Kit		F	ws			L:84/Ø1=23/Ø2=82
2.0 GTI 16V (E33A) (106/107 kW)	11.87 - 10.92	MT/AT		engine 4 G 63	<b>23911</b>	Driveshaft	L					
		MT/AT		engine 4 G 63	<b>23910</b>	Driveshaft	R					
		MT/AT		engine 4 G 63	<b>24215</b>	Joint Kit			ws		27	A:25/F:23/DF:23.73/0:54/Z
		MT/AT		engine 4 G 63	<b>20924</b>	Joint Kit			ws		27	A:25/F:23/DF:24.56/0:54/Z
		MT/AT		engine 4 G 63	<b>26102</b>	Boot Kit			ws			L:87/Ø1=23/Ø2=78
		MT/AT		engine 4 G 63	<b>20925</b>	Boot Kit			ws			L:97/Ø1=25/Ø2=83
2.0 GTI 16V 4X4 (E39A) (106/110 kW)	07.89 - 12.92	MT/AT		engine 4 G 63	<b>24215</b>	Joint Kit		F	ws		27	A:25/F:23/DF:23.73/0:54/Z
		MT/AT		engine 4 G 63	<b>20924</b>	Joint Kit		F	ws		27	A:25/F:23/DF:24.56/0:54/Z
		MT/AT		engine 4 G 63	<b>26102</b>	Boot Kit		F	ws			L:87/Ø1=23/Ø2=78
		MT/AT		engine 4 G 63	<b>20925</b>	Boot Kit		F	ws			L:97/Ø1=25/Ø2=83
<b>GALANT V (E5_A,E7_A,E8_A)</b>												
1.8 (E52A) (85 kW)	02.94 - 08.96	MT/AT		engine 4 G 93	<b>24215</b>	Joint Kit			ws		27	A:25/F:23/DF:23.73/0:54/Z
		MT/AT		engine 4 G 93	<b>26102</b>	Boot Kit			ws			L:87/Ø1=23/Ø2=78
1.8 (E53A)	05.92 - 08.96	MT/AT		engine GA11	<b>24215</b>	Joint Kit			ws		27	A:25/F:23/DF:23.73/0:54/Z
		MT/AT		engine GA11	<b>26102</b>	Boot Kit			ws			L:87/Ø1=23/Ø2=78
1.8 (E72A)	05.92 - 08.96	MT/AT		engine 4G93	<b>24216</b>	Joint Kit			ws		27	A:25/F:30/DF:23.34/0:54/Z
		MT/AT		engine 4G93	<b>26102</b>	Boot Kit			ws			L:87/Ø1=23/Ø2=78
1.8 GLSi (E52A) (93 kW)	11.92 - 08.96	MT/AT		engine 4 G 93 (GDI)	<b>24215</b>	Joint Kit			ws		27	A:25/F:23/DF:23.73/0:54/Z
		MT/AT		engine 4 G 93 (GDI)	<b>26102</b>	Boot Kit			ws			L:87/Ø1=23/Ø2=78
2.0 (E84A)	05.92 - 08.96	MT/AT		engine GA12	<b>24216</b>	Joint Kit			ws		27	A:25/F:30/DF:23.34/0:54/Z
		MT/AT		engine GA12	<b>26102</b>	Boot Kit			ws			L:87/Ø1=23/Ø2=78
2.0 D (E77A)	05.92 - 08.96	MT		engine 4D68	<b>24216</b>	Joint Kit			ws		27	A:25/F:30/DF:23.34/0:54/Z
		MT		engine 4D68	<b>26102</b>	Boot Kit			ws			L:87/Ø1=23/Ø2=78
2.0 GLSi (E55A) (101 kW)	11.92 - 08.96	MT/AT		engine 4 G 63	<b>24214</b>	Joint Kit			ws		27	A:25/F:24/DF:24.77/0:54/Z
		MT/AT		engine 4 G 63, ABS seat prepared	<b>23958</b>	Joint Kit			ws			A:25/F:22/0:54
		MT/AT		engine 4 G 63	<b>26102</b>	Boot Kit			ws			L:87/Ø1=23/Ø2=78
2.0 GLSi 4X4 (E75A) (101 kW)	11.92 - 08.96	MT/AT		engine 4 G 63	<b>24214</b>	Joint Kit		F	ws		27	A:25/F:24/DF:24.77/0:54/Z
		MT/AT		engine 4 G 63, ABS seat prepared	<b>23958</b>	Joint Kit		F	ws			A:25/F:22/0:54
		MT/AT		engine 4 G 63	<b>26102</b>	Boot Kit		F	ws			L:87/Ø1=23/Ø2=78
2.0 GLSTD (E57A) (66 kW)	11.92 - 08.96	MT/AT		engine 4 D 68 (TURBO)	<b>24214</b>	Joint Kit			ws		27	A:25/F:24/DF:24.77/0:54/Z
		MT/AT		engine 4 D 68 (TURBO)	<b>26102</b>	Boot Kit			ws			L:87/Ø1=23/Ø2=78
2.0 V6-24 (E54A) (110 kW)	11.92 - 08.96	MT/AT		engine 6 A 12	<b>24215</b>	Joint Kit			ws		27	A:25/F:23/DF:23.73/0:54/Z
		MT/AT		engine 6 A 12	<b>26102</b>	Boot Kit			ws			L:87/Ø1=23/Ø2=78
<b>GALANT VI (EA_)</b>												
2.0 (100 kW)	09.96 - 09.00	MT/AT		TPE boot	<b>23145</b>	Boot Kit			ws			L:127/Ø1=25/Ø2=81
2.4 GDI (110 kW)	02.99 - 09.00	MT/AT		TPE boot	<b>23145</b>	Boot Kit			ws			L:127/Ø1=25/Ø2=81
2.5 V6 24V (120 kW)	09.96 - 09.00	MT/AT		engine 6A13, TPE boot	<b>23145</b>	Boot Kit			ws			L:127/Ø1=25/Ø2=81

		Transm.	with ABS Ring		Part-No.	Description	L Left R Right	F Front R Rear	Wheel Side	Gear Box Side	Pic. No.	Technical Specification  Further details on page I
		MT Manual AT Autom.										

( MITSUBISHI )

( MITSUBISHI )

GALLOPER (JK-01)												
2.5 TD intercooler (73 kW)	02.99 -	MT/AT		engine D4BH	22426	Boot Kit			ws			L:99/Ø1=25/Ø2=84
3.0 V6 (104 kW)	02.99 -	MT/AT		engine G6AT	22426	Boot Kit			ws			L:99/Ø1=25/Ø2=84
LANCER I (A17_)												
1.4 GLX (A172) (50 kW)	09.79 - 02.83	MT/AT		engine 4 G 12	21381	Joint Kit			ws		27	A:25/F:22/DF:22.65/O:50/Z
		MT/AT		engine 4 G 12	26042	Boot Kit			ws			L:93/Ø1=21/Ø2=74
1.6 (A174) (60 kW)	09.79 - 02.83	MT		engine 4 G 32 GS	21382	Joint Kit			ws		27	A:25/F:23/DF:24.56/O:50/Z
		MT		engine 4 G 32 GS	23082	Boot Kit			ws			L:93/Ø1=21/Ø2=74
1.6 (A174) (62 kW)	01.81 - 02.83	MT		engine 4 G 32 GS	21382	Joint Kit			ws		27	A:25/F:23/DF:24.56/O:50/Z
		MT		engine 4 G 32 GS	23082	Boot Kit			ws			L:93/Ø1=21/Ø2=74
LANCER F II (A17_)												
1.2 GLX (A171) (40 kW)	03.83 - 01.84	MT/AT		engine 4 G 11	21381	Joint Kit			ws		27	A:25/F:22/DF:22.65/O:50/Z
		MT/AT		engine 4 G 11	26042	Boot Kit			ws			L:93/Ø1=21/Ø2=74
1.4 GLX (A172) (51 kW)	03.83 - 01.84	MT/AT		engine 4 G 12	21381	Joint Kit			ws		27	A:25/F:22/DF:22.65/O:50/Z
		MT/AT		engine 4 G 12	26042	Boot Kit			ws			L:93/Ø1=21/Ø2=74
1.4 Turbo (77 kW)	03.83 - 01.84	MT/AT		engine 4 G 12	21382	Joint Kit			ws		27	A:25/F:23/DF:24.56/O:50/Z
		MT/AT		engine 4 G 12	23082	Boot Kit			ws			L:93/Ø1=21/Ø2=74
LANCER III (C1_A, C6_A)												
1.2 (C65A) (44 kW)	08.86 - 04.88	MT/AT		engine 4 G 16	23902	Driveshaft	L					
		MT/AT		engine 4 G 16	21381	Joint Kit			ws		27	A:25/F:22/DF:22.65/O:50/Z
		MT/AT		engine 4 G 16	26042	Boot Kit			ws			L:93/Ø1=21/Ø2=74
1.2 GL (C15AS) (40 kW)	01.84 - 10.86	MT/AT		engine 4 G 16	21381	Joint Kit			ws		27	A:25/F:22/DF:22.65/O:50/Z
		MT/AT		engine 4 G 16	26042	Boot Kit			ws			L:93/Ø1=21/Ø2=74
1.3 (C11)	03.84 - 07.88	MT/AT		engine 4 G 13	21381	Joint Kit			ws		27	A:25/F:22/DF:22.65/O:50/Z
		MT/AT		engine 4 G 13	26042	Boot Kit			ws			L:93/Ø1=21/Ø2=74
1.5 GLX (C12AS) (51 kW)	06.85 - 04.88	MT/AT		engine G 15 B	21381	Joint Kit			ws		27	A:25/F:22/DF:22.65/O:50/Z
		MT/AT		engine G 15 B	26042	Boot Kit			ws			L:93/Ø1=21/Ø2=74
1.5 GLX (C12AS) (55 kW)	11.83 - 04.88	MT/AT		engine 4 G 15	21381	Joint Kit			ws		27	A:25/F:22/DF:22.65/O:50/Z
		MT/AT		engine 4 G 15	26042	Boot Kit			ws			L:93/Ø1=21/Ø2=74
1.6 Turbo (C13)	03.84 - 08.88	MT/AT		engine 4 G 32	21381	Joint Kit			ws		27	A:25/F:22/DF:22.65/O:50/Z
		MT/AT		engine 4 G 32	26042	Boot Kit			ws			L:93/Ø1=21/Ø2=74
1.8 Diesel (C14AS) (43 kW)	01.84 - 09.86	MT/AT		engine 4 D 65	23904	Driveshaft	L					
		MT/AT		engine 4 D 65	23903	Driveshaft	R					
		MT/AT		engine 4 D 65	21382	Joint Kit			ws		27	A:25/F:23/DF:24.56/O:50/Z
		MT/AT		engine 4 D 65	23082	Boot Kit			ws			L:93/Ø1=21/Ø2=74
1.8 Diesel (C14AS) (44 kW)	09.86 - 04.88	MT/AT		engine 4 D 65	23901	Driveshaft	L					
		MT/AT		engine 4 D 65	23900	Driveshaft	R					
		MT/AT		engine 4 D 65	21382	Joint Kit			ws		27	A:25/F:23/DF:24.56/O:50/Z
		MT/AT		engine 4 D 65	23082	Boot Kit			ws			L:93/Ø1=21/Ø2=74

LANCER III STATION WAGON (C1_V, C3_V)											
1.5 (C12V) (51 kW)	09.85 - 08.89	MT/AT	engine G 15 B	23904	Driveshaft	L					
		MT/AT	engine G 15 B	23903	Driveshaft	R					
		MT/AT	engine G 15 B	21381	Joint Kit			ws		27	A:25/F:22/DF:22.65/O:50/Z
		MT/AT	engine G 15 B	26042	Boot Kit			ws			L:93/Ø1=21/Ø2=74
1.5 (C12V) (55 kW)	09.85 - 12.87	MT/AT	engine 4 G 15	21381	Joint Kit			ws		27	A:25/F:22/DF:22.65/O:50/Z
		MT/AT	engine 4 G 15	26042	Boot Kit			ws			L:93/Ø1=21/Ø2=74
1.5 (C12V) (61 kW)	09.88 - 12.90	MT/AT	engine 4 G 15	23904	Driveshaft	L					
		MT/AT	engine 4 G 15	23903	Driveshaft	R					
		MT/AT	engine 4 G 15	21381	Joint Kit			ws		27	A:25/F:22/DF:22.65/O:50/Z
		MT/AT	engine 4 G 15	26042	Boot Kit			ws			L:93/Ø1=21/Ø2=74
1.5 12V (C12V) (66 kW)	09.90 - 12.91	MT/AT	engine 4 G 15	23904	Driveshaft	L					
		MT/AT	engine 4 G 15	23903	Driveshaft	R					
		MT/AT	engine 4 G 15	21381	Joint Kit			ws		27	A:25/F:22/DF:22.65/O:50/Z
		MT/AT	engine 4 G 15	26042	Boot Kit			ws			L:93/Ø1=21/Ø2=74
1.8 4X4 (C37V) (61 kW)	01.87 - 08.89	MT/AT	engine G 37 B	21382	Joint Kit		F	ws		27	A:25/F:23/DF:24.56/O:50/Z
		MT/AT	engine G 37 B	23082	Boot Kit		F	ws			L:93/Ø1=21/Ø2=74
1.8 4X4 (C37V) (63 kW)	03.89 - 12.90	MT/AT	engine 4 G 37	21382	Joint Kit		F	ws		27	A:25/F:23/DF:24.56/O:50/Z
		MT/AT	engine 4 G 37	23082	Boot Kit		F	ws			L:93/Ø1=21/Ø2=74
1.8 4X4 (C37V) (66 kW)	01.87 - 12.87	MT/AT	engine 4 G 37	21381	Joint Kit		F	ws		27	A:25/F:22/DF:22.65/O:50/Z
		MT/AT	engine 4 G 37	26042	Boot Kit		F	ws			L:93/Ø1=21/Ø2=74
1.8 4X4 (C37V) (69 kW)	08.90 - 06.92	MT/AT	engine 4 G 37	21381	Joint Kit		F	ws		27	A:25/F:22/DF:22.65/O:50/Z
		MT/AT	engine 4 G 37	26042	Boot Kit		F	ws			L:93/Ø1=21/Ø2=74
1.8 D (C14V) (43 kW)	09.85 - 09.86	MT/AT	engine 4 D 65	21382	Joint Kit			ws		27	A:25/F:23/DF:24.56/O:50/Z
		MT/AT	engine 4 D 65	23082	Boot Kit			ws			L:93/Ø1=21/Ø2=74
1.8 D (C14V) (44 kW)	08.86 - 06.92	MT/AT	engine 4 D 65	21382	Joint Kit			ws		27	A:25/F:23/DF:24.56/O:50/Z
		MT/AT	engine 4 D 65	23082	Boot Kit			ws			L:93/Ø1=21/Ø2=74
LANCER IV (C6_A,C7_A)											
1.3 (C61A) (44 kW)	04.88 - 05.92	MT/AT	engine 4 G 13, MMC black	23906	Driveshaft	L					
		MT/AT	engine 4 G 13, NTN green	23908	Driveshaft	L					
		MT/AT	engine 4 G 13, MMC black	23905	Driveshaft	R					
		MT/AT	engine 4 G 13, NTN green	23907	Driveshaft	R					
		MT/AT	engine 4 G 13	21381	Joint Kit			ws		27	A:25/F:22/DF:22.65/O:50/Z
		MT/AT	engine 4 G 13	26042	Boot Kit			ws			L:93/Ø1=21/Ø2=74
1.3 (C61A) (51 kW)	08.88 - 05.92	MT/AT	MMC black	23906	Driveshaft	L					
		MT/AT	NTN green	23908	Driveshaft	L					
		MT/AT	MMC black	23905	Driveshaft	R					
		MT/AT	NTN green	23907	Driveshaft	R					
		MT/AT		21381	Joint Kit			ws		27	A:25/F:22/DF:22.65/O:50/Z
		MT/AT		26042	Boot Kit			ws			L:93/Ø1=21/Ø2=74
1.3 12V (C61A) (55 kW)	01.91 - 05.94	MT/AT	engine 4 G 13, MMC black	23906	Driveshaft	L					
		MT/AT	engine 4 G 13, NTN green	23908	Driveshaft	L					
		MT/AT	engine 4 G 13, MMC black	23905	Driveshaft	R					
		MT/AT	engine 4 G 13, NTN green	23907	Driveshaft	R					
		MT/AT	engine 4 G 13	21381	Joint Kit			ws		27	A:25/F:22/DF:22.65/O:50/Z
		MT/AT	engine 4 G 13	26042	Boot Kit			ws			L:93/Ø1=21/Ø2=74
1.5 (C62A) (62 kW)	04.88 - 05.92	MT/AT	engine 4 G 15, MMC black	23906	Driveshaft	L					
		MT/AT	engine 4 G 15, NTN green	23908	Driveshaft	L					
		MT/AT	engine 4 G 15, MMC black	23905	Driveshaft	R					
		MT/AT	engine 4 G 15, NTN green	23907	Driveshaft	R					

		Transm.	with ABS Ring		Part-No.	Description	L Left R Right	F Front R Rear	Wheel Side	Gear Box Side	Pic. No.	Technical Specification  Further details on page I
		MT Manual AT Autom.										

( MITSUBISHI )

( MITSUBISHI )

LANCER IV (C6_A,C7_A)													
1.5 (C62A) (62 kW)	04.88 - 05.92	MT/AT		engine 4 G 15	21381	Joint Kit			ws		27	A:25/F:22/DF:22.65/O:50/Z	
		MT/AT		engine 4 G 15	26042	Boot Kit			ws			L:93/Ø1=21/Ø2=74	
1.5 12V (C62A) (66 kW)	05.89 - 05.92	MT/AT		engine 4 G 15, MMC black	23906	Driveshaft	L						
		MT/AT		engine 4 G 15, NTN green	23908	Driveshaft	L						
		MT/AT		engine 4 G 15, MMC black	23905	Driveshaft	R						
		MT/AT		engine 4 G 15, NTN green	23907	Driveshaft	R						
		MT/AT		engine 4 G 15	21381	Joint Kit				ws		27	A:25/F:22/DF:22.65/O:50/Z
		MT/AT		engine 4 G 15	26042	Boot Kit			ws			L:93/Ø1=21/Ø2=74	
1.6 GLi 16V (C66A) (83 kW)	06.92 - 05.94	MT/AT		engine 4 G 92	20323	Joint Kit			ws		27	A:25/F:23/DF:23.73/O:54/Z	
		MT/AT		engine 4 G 92	20324	Boot Kit			ws			L:102/Ø1=24/Ø2=77	
1.8 Diesel (C64A) (44 kW)	04.88 - 05.92	MT/AT		engine 4 D 65	23901	Driveshaft	L						
		MT/AT		engine 4 D 65	23900	Driveshaft	R						
		MT/AT		06.90 - , engine 4 D 65	24225	Joint Kit			ws		27	A:25/F:30/DF:23.15/O:50/Z	
		MT/AT		06.90 - , engine 4 D 65	25514	Boot Kit			ws			L:94/Ø1=21/Ø2=78	
1.8 GLX Diesel (C64A) (44 kW)	04.88 - 05.92	MT/AT		engine 4 D 65	23901	Driveshaft	L						
		MT/AT		engine 4 D 65	23900	Driveshaft	R						
		MT/AT		10.88 - , engine 4 D 65	24225	Joint Kit			ws		27	A:25/F:30/DF:23.15/O:50/Z	
		MT/AT		10.88 - , engine 4 D 65	25514	Boot Kit			ws			L:94/Ø1=21/Ø2=78	
1.8 GLXi 4X4 (C77A) (71 kW)	09.89 - 06.92	MT/AT		engine 4 G 37	21381	Joint Kit		F	ws		27	A:25/F:22/DF:22.65/O:50/Z	
		MT/AT		engine 4 G 37	26042	Boot Kit		F	ws			L:93/Ø1=21/Ø2=74	
1.8 GTi 16V (C68A) (100 kW)	11.89 - 05.92	MT/AT		engine 4 G 67	20323	Joint Kit			ws		27	A:25/F:23/DF:23.73/O:54/Z	
		MT/AT		engine 4 G 67	20324	Boot Kit			ws			L:102/Ø1=24/Ø2=77	
1.8 GTi 16V (C69A) (103 kW)	06.92 - 12.93	MT/AT		engine 4 G 93	20324	Boot Kit			ws			L:102/Ø1=24/Ø2=77	
LANCER V (CB/D_A)													
1.3 (CB1A) (55 kW)	06.92 - 07.96	MT/AT		engine 4 G 13	24212	Joint Kit			ws		27	A:25/F:22/DF:22.65/O:54/Z	
		MT/AT		engine 4 G 13, MMC black	23959	Joint Kit			ws			A:25/F:22/O:54	
		MT/AT		engine 4 G 13	26042	Boot Kit			ws			L:93/Ø1=21/Ø2=74	
1.6 (66 kW)	02.94 - 07.96	MT/AT			20323	Joint Kit			ws		27	A:25/F:23/DF:23.73/O:54/Z	
		MT/AT			20324	Boot Kit			ws			L:102/Ø1=24/Ø2=77	
1.6 16V (CB4A) (83 kW)	06.92 - 07.96	MT/AT		engine 4 G 92	20323	Joint Kit			ws		27	A:25/F:23/DF:23.73/O:54/Z	
		MT/AT		engine 4 G 92	20324	Boot Kit			ws			L:102/Ø1=24/Ø2=77	
2.0 Diesel (CB8A) (50 kW)	06.92 - 07.96	MT/AT		engine 4 D 68	20323	Joint Kit			ws		27	A:25/F:23/DF:23.73/O:54/Z	
		MT/AT		engine 4 D 68	20324	Boot Kit			ws			L:102/Ø1=24/Ø2=77	
LANCER V STATION WAGON (CB_W, CD_W)													
1.6 GLXi 16V (CB4W) (83 kW)	12.92 - 10.03	MT/AT		engine 4 G 92	20323	Joint Kit			ws		27	A:25/F:23/DF:23.73/O:54/Z	
		MT/AT		engine 4 G 92	20324	Boot Kit			ws			L:102/Ø1=24/Ø2=77	
2.0 GLX D (CB8W) (50 kW)	12.92 - 10.03	MT/AT		engine 4 D 68	20323	Joint Kit			ws		27	A:25/F:23/DF:23.73/O:54/Z	
		MT/AT		engine 4 D 68	20324	Boot Kit			ws			L:102/Ø1=24/Ø2=77	
LANCER VI (CK/P_A)													
1.3 12V GL, GLX (CK1A) (55 kW)	12.95 -	MT/AT	x	engine 4 G 13	21790	Joint Kit			ws		27	A:25/F:29/DF:24.7/O:54/X/ABS:43	

		MT/AT		engine 4 G 13	21791	Boot Kit			ws			L:115/Ø1=24/Ø2=77
		MT/AT		engine 4 G 13	23217	Boot Kit				gs		L:92/Ø1=23.5/Ø2=70.5
<b>MIRAGE</b>												
1.6 (C53/C63)	01.88 - 05.90	MT		engine 4G61 DOHC	24224	Joint Kit	L		ws		27	A:25/F:23/DF:24.50/O:50/X
		MT		engine 4G61 DOHC	24225	Joint Kit	R		ws		27	A:25/F:30/DF:23.15/O:50/Z
		MT		engine 4G61 DOHC	24217	Joint Kit	L			gs		D:25/G:23
		MT		engine 4G61 DOHC	24223	Joint Kit	R			gs		D:25/G:30
		MT		engine 4G61 DOHC	25514	Boot Kit			ws			L:94/Ø1=21/Ø2=78
		MT		engine 4G61 DOHC	25506	Boot Kit	R			gs		L:93/Ø1=22/Ø2=76
<b>MONTERO</b>												
2.0 4WD (L041/L046)	01.86 - 07.91	MT/AT		engine G63B	24226	Joint Kit		F	ws		27	A:28/F:25/DF:25.70/O:56/Z
		MT/AT		engine G63B	25515	Boot Kit		F	ws			L:97/Ø1=20/Ø2=82
2.5 4WD Turbo (L044/L049/L144/L149)	05.86 - 12.91	MT/AT		engine 4D56	24226	Joint Kit		F	ws		27	A:28/F:25/DF:25.70/O:56/Z
		MT/AT		engine 4D56	25515	Boot Kit		F	ws			L:97/Ø1=20/Ø2=82
2.6 4WD Turbo (L042G)	01.88 - 11.90	MT/AT		engine 4G54	24218	Joint Kit	L	F		gs	31	D:25/G:25
		MT/AT		engine 4G54	26279	Boot Kit	L	F		gs		L:88/Ø1=25/Ø2=81
3.0 4WD (L042G)	01.88 - 11.90	MT		engine 4G54	24227	Joint Kit	L	F		gs	31	D:28/G:27
		MT		engine 4G54	24219	Joint Kit	R	F		gs		D:25/G:27
		MT		engine 4G54	26298	Boot Kit		F		gs		L:91/Ø1=26/Ø2=86
<b>PAJERO I</b>												
2.0 (L041/L046)	02.82 - 07.91	MT/AT		engine G63B, 01.86 -	24226	Joint Kit		F	ws		27	A:28/F:25/DF:25.70/O:56/Z
		MT		engine G63B, - 12.85	26120	Boot Kit		F	ws			L:101/Ø1=23/Ø2=85
		MT/AT		engine G63B, 01.86 -	25515	Boot Kit		F	ws			L:97/Ø1=20/Ø2=82
2.0 Turbo	02.84 - 12.85	MT		engine G63	26120	Boot Kit		F	ws			L:101/Ø1=23/Ø2=85
2.3 TD (L043G, L048G) (62 kW)	12.82 - 04.86	MT		engine 4 D 55	26120	Boot Kit		F	ws			L:101/Ø1=23/Ø2=85
2.5 (L042G, L047G) (76 kW)	01.83 - 11.90	MT/AT		engine 4 G 54	24218	Joint Kit	L	F		gs	31	D:25/G:25
		MT		engine 4 G 54	26120	Boot Kit		F	ws			L:101/Ø1=23/Ø2=85
		MT/AT		engine 4 G 54	26279	Boot Kit	L	F		gs		L:88/Ø1=25/Ø2=81
2.5 TD (L044G, L049G) (62 kW)	05.86 - 10.89	MT		engine 4 D 56 T	24226	Joint Kit		F	ws		27	A:28/F:25/DF:25.70/O:56/Z
		MT		engine 4 D 56 T	25515	Boot Kit		F	ws			L:97/Ø1=20/Ø2=82
2.5 TD (L044G, L049G) (64 kW)	01.90 - 12.91	MT		engine 4 D 56 T	24226	Joint Kit		F	ws		27	A:28/F:25/DF:25.70/O:56/Z
		MT		engine 4 D 56 T	25515	Boot Kit		F	ws			L:97/Ø1=20/Ø2=82
2.5 TD (L044G, L049G) (70 kW)	11.89 - 11.90	MT		engine 4 D 56 T	24226	Joint Kit		F	ws		27	A:28/F:25/DF:25.70/O:56/Z
		MT		engine 4 D 56 T	25515	Boot Kit		F	ws			L:97/Ø1=20/Ø2=82
3.0 V6 (L141G, L146G) (104 kW)	11.88 - 11.90	MT		engine 6 G 72	24227	Joint Kit	L	F		gs	31	D:28/G:27
		MT		engine 6 G 72	24219	Joint Kit	R	F		gs		D:25/G:27
		MT		engine 6 G 72	26120	Boot Kit		F	ws			L:101/Ø1=23/Ø2=85
		MT		engine 6 G 72	26298	Boot Kit		F		gs		L:91/Ø1=26/Ø2=86
<b>PAJERO II</b>												
2.5 TD (V24C, V24W) (73 kW)	12.90 - 04.00	MT		engine 4 D 56 TD	24226	Joint Kit		F	ws		27	A:28/F:25/DF:25.70/O:56/Z
		MT		engine 4 D 56 TD	25515	Boot Kit		F	ws			L:97/Ø1=20/Ø2=82
2.8 TD (V46W) (92 kW)	06.94 - 04.00	MT		engine 4 M 40, TPE boot	23143	Boot Kit		F	ws			L:123/Ø1=27/Ø2=87
		MT		engine 4 M 40	23215	Boot Kit		F		gs		L:85/Ø1=27/Ø2=83
3.0 V6 (V23W, V43W, V23C) (110 kW)	12.90 - 12.95	MT		engine 6 G 72	24226	Joint Kit		F	ws		27	A:28/F:25/DF:25.70/O:56/Z
		AT		engine 6 G 72	21176	Joint Kit		F	ws		27	A:27/F:27/DF:282/O:60/Z
		MT		engine 6 G 72	25515	Boot Kit		F	ws			L:97/Ø1=20/Ø2=82
		AT		engine 6 G 72	21181	Boot Kit		F	ws			L:108/Ø1=28/Ø2=90
3.5 V6 24V (153 kW)	06.94 - 04.00	MT		TPE boot	23143	Boot Kit		F	ws			L:123/Ø1=27/Ø2=87
		MT			23215	Boot Kit		F		gs		L:85/Ø1=27/Ø2=83

		Transm.	with ABS Ring		Part-No.	Description	L	F	Wheel Side	Gear Box Side	Pic. No.	Technical Specification  Further details on page I
		MT Manual AT Autom.					Left R Right	Front R Rear				

( MITSUBISHI )

( MITSUBISHI )

PICK-UP												
2.6 4WD	01.83 - 12.89	MT		engine G54B	26120	Boot Kit		F	ws			L:101/Ø1=23/Ø2=85
SAPPORO III (E16A)												
2.3(91 kW)	06.87 - 08.90	MT/AT		engine 4 G 64	24215	Joint Kit			ws		27	A:25/F:23/DF:23.73/O:54/Z
		MT/AT		engine 4 G 64	20924	Joint Kit			ws		27	A:25/F:23/DF:24.56/O:54/Z
		MT/AT		engine 4 G 64	26102	Boot Kit			ws			L:87/Ø1=23/Ø2=78
		MT/AT		engine 4 G 64	20925	Boot Kit			ws			L:97/Ø1=25/Ø2=83
SIGMA (F16A)												
3.0 V6(130 kW)	12.90 - 07.96	AT		engine 6 G 72	21176	Joint Kit			ws		27	A:27/F:27/DF:282/O:60/Z
		AT		engine 6 G 72	21181	Boot Kit			ws			L:108/Ø1=28/Ø2=90
3.0 V6(151 kW)	12.90 - 07.96	AT		engine 6 G 72	21176	Joint Kit			ws		27	A:27/F:27/DF:282/O:60/Z
		AT		engine 6 G 72	21181	Boot Kit			ws			L:108/Ø1=28/Ø2=90
SPACE RUNNER (N1_W, N2_W)												
1.8 (N11W) (85 kW)	06.96 - 08.99	MT/AT		engine 4 G 93	23911	Driveshaft	L					
		MT/AT		engine 4 G 93	23910	Driveshaft	R					
		MT/AT		engine 4 G 93	24215	Joint Kit			ws		27	A:25/F:23/DF:23.73/O:54/Z
		MT/AT		engine 4 G 93	20924	Joint Kit			ws		27	A:25/F:23/DF:24.56/O:54/Z
		MT/AT		engine 4 G 93	26102	Boot Kit			ws			L:87/Ø1=23/Ø2=78
		MT/AT		engine 4 G 93	20925	Boot Kit			ws			L:97/Ø1=25/Ø2=83
1.8 (N11W) (90 kW)	10.91 - 08.99	MT/AT		engine 4 G 93	23911	Driveshaft	L					
		MT/AT		engine 4 G 93	23910	Driveshaft	R					
		MT/AT		engine 4 G 93	24215	Joint Kit			ws		27	A:25/F:23/DF:23.73/O:54/Z
		MT/AT		engine 4 G 93	20924	Joint Kit			ws		27	A:25/F:23/DF:24.56/O:54/Z
		MT/AT		engine 4 G 93	26102	Boot Kit			ws			L:87/Ø1=23/Ø2=78
		MT/AT		engine 4 G 93	20925	Boot Kit			ws			L:97/Ø1=25/Ø2=83
SPACE STAR (DGO)												
1.3 16V (60-63 kW)	06.98 -	MT/AT		engine 4 G 13	23669	Joint Kit			ws		27	A:25/F:22/O:54/X/ABS:43
		MT/AT		engine 4 G 13, TPE boot	23670	Boot Kit			ws			L:116/Ø1=22/Ø2=77
1.6 16V (72 kW)	09.01 -	MT/AT		engine 4 G 18	23669	Joint Kit			ws		27	A:25/F:22/O:54/X/ABS:43
		MT/AT		engine 4 G 18, TPE boot	23670	Boot Kit			ws			L:116/Ø1=22/Ø2=77
1.8 GDI (82/87/90 kW)	06.98 -	MT		engine 4 G 93 DOHC / Ø ABS ring:78 / Ø Joint:82	23667	Joint Kit			ws		27	A:25/F:23/O:54/Z/ABS:43
		MT		engine 4 G 93 DOHC, TPE boot	23668	Boot Kit			ws			L:120/Ø1=23.5/Ø2=80
1.9 DI-D (75/85 kW)	02.01 -	MT/AT		Ø ABS ring:78 / Ø Joint:88	20621	Joint Kit			ws		27	A:26/F:33/O:54/Z/ABS:43
		MT/AT		TPE boot	20584	Boot Kit			ws			L:112/Ø1=25/Ø2=88
SPACE WAGON (DO_V/W)												
1.8 4x4 (D05V, D05W) (66 kW)	10.87 - 08.88	MT		engine 4 G 37	21382	Joint Kit		F	ws		27	A:25/F:23/DF:24.56/O:50/Z
		MT		engine 4 G 37	23082	Boot Kit		F	ws			L:93/Ø1=21/Ø2=74
1.8 GLX (D05V, D05W) (66 kW)	01.84 - 12.88	MT		engine 4 G 37	21382	Joint Kit			ws		27	A:25/F:23/DF:24.56/O:50/Z
		MT		engine 4 G 37	23082	Boot Kit			ws			L:93/Ø1=21/Ø2=74
1.8 TD (D09W) (55 kW)	06.86 - 04.91	MT		engine 4 D 65	23901	Driveshaft	L					



		MT		engine 4 D 65	23900	Driveshaft	R												
		MT		engine 4 D 65	24210	Joint Kit				ws			27	A:25/F:23/DF:24.56/O:50/Z					
		MT		engine 4 D 65	26138	Boot Kit				ws				L:94/Ø1=23/Ø2=79					
2.0 4x4 (D08W) (75 kW)	03.85 - 04.91	MT		engine 4 G 63	20637	Joint Kit			F	ws			27	A:25/F:25/DF:25.84/O:50/Z					
		MT		engine 4 G 63	21137	Boot Kit			F	ws				L:89/Ø1=24/Ø2=85					
2.0 GLX (D04W) (62 kW)	06.86 - 05.88	MT		engine G 63 B	23901	Driveshaft	L												
		MT		engine G 63 B	23900	Driveshaft	R												
		MT		engine G 63 B	24210	Joint Kit				ws			27	A:25/F:23/DF:24.56/O:50/Z					
		MT		engine G 63 B	26138	Boot Kit				ws				L:94/Ø1=23/Ø2=79					
2.0 GLX 4x4 (D08W) (62 kW)	06.86 - 05.88	MT		engine G 63 B	20637	Joint Kit			F	ws			27	A:25/F:25/DF:25.84/O:50/Z					
		MT		engine G 63 B	21137	Boot Kit			F	ws				L:89/Ø1=24/Ø2=85					
2.0 GLXi (D04W) (74 kW)	06.88 - 04.91	MT		engine 4 G 63	23901	Driveshaft	L												
		MT		engine 4 G 63	23900	Driveshaft	R												
		MT		engine 4 G 63	24210	Joint Kit				ws			27	A:25/F:23/DF:24.56/O:50/Z					
		MT		engine 4 G 63	26138	Boot Kit				ws				L:94/Ø1=23/Ø2=79					
2.0 GLXi 4x4 (D08W) (74 kW)	06.88 - 04.91	MT		engine 4 G 63	20637	Joint Kit			F	ws			27	A:25/F:25/DF:25.84/O:50/Z					
		MT		engine 4 G 63	21137	Boot Kit			F	ws				L:89/Ø1=24/Ø2=85					

#### SPACE WAGON (N3\_W, N4\_W)

1.8 (N31W) (90 kW)	10.91 - 10.98	MT/AT		engine 4 G 93	20926	Joint Kit				ws			27	A:25/F:23/DF:24.56/O:54/Z				
		MT/AT		engine 4 G 93	20927	Boot Kit				ws				L:102/Ø1=24/Ø2=77				
2.0 GLXi (N33W) (98 kW)	10.92 - 10.98	MT/AT		engine 4 G 63	20926	Joint Kit				ws			27	A:25/F:23/DF:24.56/O:54/Z				
		MT/AT		engine 4 G 63	20927	Boot Kit				ws				L:102/Ø1=24/Ø2=77				
2.0 TD GLX (N38W) (60 kW)	10.92 - 10.98	MT		engine 4 D 68 T	22942	Joint Kit	L			ws				A:25/F:30/O:54				
		MT		engine 4 D 68 T	22943	Joint Kit	R			ws				A:25/F:22/O:54				

#### TREDIA




1.4 GLX (A211) (51 kW)	10.82 - 08.85	MT/AT		engine 4 G 12	21381	Joint Kit				ws			27	A:25/F:22/DF:22.65/O:50/Z				
		MT/AT		engine 4 G 12	26042	Boot Kit				ws				L:93/Ø1=21/Ø2=74				
1.6 (ALL)	01.87 -	MT		engine 4 G 32	21381	Joint Kit				ws			27	A:25/F:22/DF:22.65/O:50/Z				
		MT		engine 4 G 32	26042	Boot Kit				ws				L:93/Ø1=21/Ø2=74				
1.6 Turbo (A212) (84 kW)	09.82 - 05.85	MT		engine 4 G 32 T	24210	Joint Kit				ws			27	A:25/F:23/DF:24.56/O:50/Z				
		MT		engine 4 G 32 T	26138	Boot Kit				ws				L:94/Ø1=23/Ø2=79				
1.6 Turbo (A212) (85 kW)	09.82 - 07.84	MT		engine 4 G 32 T	24210	Joint Kit				ws			27	A:25/F:23/DF:24.56/O:50/Z				
		MT		engine 4 G 32 T	26138	Boot Kit				ws				L:94/Ø1=23/Ø2=79				
1.8 GLS (A215) (66 kW)	08.84 - 07.86	MT		engine 4 G 37	21382	Joint Kit	L			ws			27	A:25/F:23/DF:24.56/O:50/Z				
		MT		engine 4 G 37	20637	Joint Kit	R			ws			27	A:25/F:25/DF:25.84/O:50/Z				
		MT		engine 4 G 37	23082	Boot Kit	L			ws				L:93/Ø1=21/Ø2=74				
		MT		engine 4 G 37	21137	Boot Kit	R			ws				L:89/Ø1=24/Ø2=85				
GLS 1.6 (A212) (55 kW)	09.82 - 10.87	MT/AT		engine 4 G 32	21381	Joint Kit				ws			27	A:25/F:22/DF:22.65/O:50/Z				
		MT/AT		engine 4 G 32	26042	Boot Kit				ws				L:93/Ø1=21/Ø2=74				

#### MOSKVIH

#### MOSKVIH

#### 21412

1.5 (51 kW)	05.89 -	MT			22996	Joint Kit				ws			27	A:25/F:25/Z				
		MT			23162	Joint Kit				ws			34	A:25/F:25/Z				
		MT			25526	Boot Kit				ws				L:80/Ø1=22/Ø2=83				




		Transm.	with ABS Ring		Part-No.	Description	L	F	Wheel Side	Gear Box Side	Pic. No.	Technical Specification  Further details on page I
		MT Manual AT Autom.					Left R Right	Front R Rear				

## NISSAN

## NISSAN

100 NX (B13)												
1.6 (66 kW)	03.90 - 10.94	MT		engine GA16DS	23918	Driveshaft	L					
		MT		engine GA16DS	23917	Driveshaft	R					
		MT/AT		engine GA16DS	24434	Joint Kit			ws		27	A:25/F:23/DF:23.73/O:55/Z
		MT/AT		engine GA16DS	26194	Boot Kit			ws			L:95/Ø1=22/Ø2=85
1.6 SR (75 kW)	09.93 - 10.94	MT		engine GA16DE	24434	Joint Kit			ws		27	A:25/F:23/DF:23.73/O:55/Z
		MT		engine GA16DE	26194	Boot Kit			ws			L:95/Ø1=22/Ø2=85
1.8 (B13)	01.91 - 10.94	MT		engine SR13	24435	Joint Kit			ws		27	A:25/F:25/DF:25.84/O:55/X
		MT		engine SR13	26194	Boot Kit			ws			L:95/Ø1=22/Ø2=85
2.0 GTI (105 kW)	03.91 - 10.94	MT		engine SR20DE	24435	Joint Kit			ws		27	A:25/F:25/DF:25.84/O:55/X
		MT		engine SR20DE	26194	Boot Kit			ws			L:95/Ø1=22/Ø2=85
ALMERA I (N15)												
1.4 (64 kW)	09.95 - 07.00	MT/AT		engine GA14DE	24432	Joint Kit			ws		27	A:25/F:22/DF:22.66/O:55/X
		MT/AT		engine GA14DE	26210	Boot Kit			ws			L:107/Ø1=20/Ø2=79
1.4 GX,LX (55 kW)	09.95 - 07.00	MT/AT		engine GA14DE	24432	Joint Kit			ws		27	A:25/F:22/DF:22.66/O:55/X
		MT/AT		engine GA14DE	26210	Boot Kit			ws			L:107/Ø1=20/Ø2=79
1.4 S,GX,LX (55 kW)	09.95 - 03.00	MT/AT		engine GA14DE	24432	Joint Kit			ws		27	A:25/F:22/DF:22.66/O:55/X
		MT/AT		engine GA14DE	26210	Boot Kit			ws			L:107/Ø1=20/Ø2=79
1.6 (73 kW)	09.95 - 07.00	MT/AT		engine GA16DE	24439	Joint Kit			ws		27	A:25/F:23/DF:23.73/O:55/X
		MT/AT	x	engine GA16DE	21188	Joint Kit			ws		27	A:25/F:23/DF:23.73/O:55/X/ABS:42
		MT/AT		engine GA16DE	25518	Boot Kit			ws			L:95/Ø1=22/Ø2=85
1.6 SLX (66 kW)	09.95 - 07.00	MT/AT		engine GA16DE	24439	Joint Kit			ws		27	A:25/F:23/DF:23.73/O:55/X
		MT/AT	x	engine GA16DE	21188	Joint Kit			ws		27	A:25/F:23/DF:23.73/O:55/X/ABS:42
		MT/AT		engine GA16DE	25518	Boot Kit			ws			L:95/Ø1=22/Ø2=85
1.6 SR,SLX (66 kW)	09.95 - 03.00	MT/AT		engine GA16DE	24439	Joint Kit			ws		27	A:25/F:23/DF:23.73/O:55/X
		MT/AT	x	engine GA16DE	21188	Joint Kit			ws		27	A:25/F:23/DF:23.73/O:55/X/ABS:42
		MT/AT		engine GA16DE	25518	Boot Kit			ws			L:95/Ø1=22/Ø2=85
2.0 D (55 kW)	11.95 - 07.00	MT		engine CD20	24439	Joint Kit			ws		27	A:25/F:23/DF:23.73/O:55/X
		MT	x	engine CD20	21188	Joint Kit			ws		27	A:25/F:23/DF:23.73/O:55/X/ABS:42
		MT		engine CD20	25518	Boot Kit			ws			L:95/Ø1=22/Ø2=85
2.0 GTi (105 kW)	07.96 - 03.00	MT		engine SR20DE	24439	Joint Kit			ws		27	A:25/F:23/DF:23.73/O:55/X
		MT	x	engine SR20DE	21188	Joint Kit			ws		27	A:25/F:23/DF:23.73/O:55/X/ABS:42
		MT		engine SR20DE	25518	Boot Kit			ws			L:95/Ø1=22/Ø2=85
ALMERA II (N16)												
1.5 (66 kW)	03.00 -	MT	x	engine QG15DE	24547	Joint Kit			ws		27	A:25/F:22/DF:22.64/O:55/Z/ABS:42
		MT		engine QG15DE, TPE boot	24555	Boot Kit			ws			L:118/Ø1=21.8/Ø2=77.6
		MT		engine QG15DE	23216	Boot Kit			gs			L:84/Ø1=19/Ø2=60
1.5 (72 kW)	10.02 -	MT	x	- 02.03, engine QG15DE	24547	Joint Kit			ws		27	A:25/F:22/DF:22.64/O:55/Z/ABS:42
		MT		- 02.03, engine QG15DE, TPE boot	24555	Boot Kit			ws			L:118/Ø1=21.8/Ø2=77.6
1.8 (84 kW)	03.00 -	MT	x	engine QG18DE	24530	Joint Kit			ws		27	A:25/F:23/O:55/Z/ABS:42
		MT		engine QG18DE	22124	Boot Kit			ws			L:95/Ø1=22/Ø2=85

		MT		engine QG18DE, TPE boot	24535	Boot Kit			ws			L:125/Ø1=24/Ø2=80
		MT		engine QG18DE	23186	Boot Kit				gs		L:104/Ø1=22/Ø2=85
1.8 (85 kW)	10.02 -	MT	x	engine QG18DE	24530	Joint Kit			ws		27	A:25/F:23/O:55/Z/ABS:42
		MT		engine QG18DE, TPE boot	24535	Boot Kit			ws			L:125/Ø1=24/Ø2=80
1.5 dCi (60 kW)	01.03 -	MT	x	engine K9K 722	24530	Joint Kit			ws		27	A:25/F:23/O:55/Z/ABS:42
		MT		engine K9K 722, TPE boot	24535	Boot Kit			ws			L:125/Ø1=24/Ø2=80
2.2 Di (81 kW)	03.00 -	MT	x	engine YD22DDT	24536	Joint Kit			ws		27	A:27/F:26/O:55/Z/ABS:44
		MT		engine YD22DDT	22984	Boot Kit			ws			L:84/Ø1=25/Ø2=88
		MT		engine YD22DDT, TPE boot	24537	Boot Kit			ws			L:125/Ø1=27/Ø2=89
		MT		engine YD22DDT	23235	Boot Kit				gs		L:98/Ø1=25/Ø2=88
2.2 dCi (100 kW)	09.03 -	MT	x	engine YD22DDTi	24536	Joint Kit			ws		27	A:27/F:26/O:55/Z/ABS:44
		MT		engine YD22DDTi, TPE boot	24537	Boot Kit			ws			L:125/Ø1=27/Ø2=89
<b>ALMERA TINO (V10)</b>												
1.8 (84 kW)	08.00 -	MT/AT		- 02.01, QG18DE	22347	Boot Kit			ws			L:97/Ø1=22/Ø2=81
		MT/AT		03.01 -, QG18DE, TPE boot	23017	Boot Kit			ws			L:120/Ø1=24/Ø2=80
		MT/AT		- 02.01, QG18DE	23236	Boot Kit				gs		L:101/Ø1=23/Ø2=69
		MT/AT		03.01 -, QG18DE	23234	Boot Kit				gs		L:86/Ø1=21/Ø2=67
2.0 (100 kW)	08.00 -	MT		engine SR20DE	22216	Boot Kit			ws			L:94/Ø1=23/Ø2=96
		MT		engine SR20DE, TPE boot	23016	Boot Kit			ws			L:111/Ø1=28/Ø2=96
		MT		engine SR20DE	23187	Boot Kit				gs		L:102/Ø1=23/Ø2=90
2.2 Di (84 kW)	08.00 -	MT		engine YD22DDTi, TPE boot	23024	Boot Kit			ws			L:125/Ø1=27/Ø2=89
		MT			24369	Boot Kit				gs		L:99/Ø1=25/Ø2=83
<b>AUSTER</b>												
1.6 (T12)	01.85 - 12.88	MT/AT		engine CA16S	21004	Joint Kit			ws		27	A:27/F:23/DF:23.7/O:56/X
		MT/AT		engine CA16S	26181	Boot Kit			ws			L:95/Ø1=22/Ø2=85
1.8 (PT12)	01.85 - 12.88	MT		engine CA18I	21004	Joint Kit			ws		27	A:27/F:23/DF:23.7/O:56/X
		MT		engine CA18I	26181	Boot Kit			ws			L:95/Ø1=22/Ø2=85
1.8 Turbo (PT12)	01.85 - 12.88	MT		engine CA18ET	24440	Joint Kit			ws		27	A:27/F:25/DF:25.70/O:56/X
		MT		engine CA18ET	25519	Boot Kit			ws			L:94/Ø1=23/Ø2=96
<b>BLUEBIRD (U11)</b>												
1.6 (U11,RU11)	01.83 - 12.87	MT/AT		engine CA16S	21004	Joint Kit			ws		27	A:27/F:23/DF:23.7/O:56/X
		MT/AT		engine CA16S	26181	Boot Kit			ws			L:95/Ø1=22/Ø2=85
1.8 (66 kW)	11.83 - 06.88	MT/AT		engine CA18S	24409	Joint Kit			ws		27	A:27/F:23/DF:24.56/O:56/X
		MT/AT		engine CA18S	21004	Joint Kit			ws		27	A:27/F:23/DF:23.7/O:56/X
		MT/AT		engine CA18S	26181	Boot Kit			ws			L:95/Ø1=22/Ø2=85
1.8 (U11)	01.83 - 12.87	MT		engine CA18ET/CA18DET	24440	Joint Kit			ws		27	A:27/F:25/DF:25.70/O:56/X
		MT		engine CA18ET/CA18DET	25519	Boot Kit			ws			L:94/Ø1=23/Ø2=96
2.0 (EU11)	01.83 - 12.87	MT		engine LD20	24440	Joint Kit			ws		27	A:27/F:25/DF:25.70/O:56/X
		MT		engine LD20	25519	Boot Kit			ws			L:94/Ø1=23/Ø2=96
2.0 (JU11)	01.83 - 12.87	MT		engine CA20S	24440	Joint Kit			ws		27	A:27/F:25/DF:25.70/O:56/X
		MT		engine CA20S	25519	Boot Kit			ws			L:94/Ø1=23/Ø2=96
2.0 (PU11)	01.83 - 12.87	MT		engine VG20TE/VG20E	24440	Joint Kit			ws		27	A:27/F:25/DF:25.70/O:56/X
		MT		engine VG20TE/VG20E	25519	Boot Kit			ws			L:94/Ø1=23/Ø2=96
2.0 D (43 kW)	04.84 - 01.88	MT		engine LD20	24409	Joint Kit			ws		27	A:27/F:23/DF:24.56/O:56/X
		MT		engine LD20	26181	Boot Kit			ws			L:95/Ø1=22/Ø2=85
2.0 i (77 kW)	04.84 - 01.88	MT		engine CA20E	24409	Joint Kit			ws		27	A:27/F:23/DF:24.56/O:56/X
2.0 i (77 kW)	04.84 - 01.88	MT		engine CA20E	26181	Boot Kit			ws			L:95/Ø1=22/Ø2=85

		Transm.	with ABS Ring		Part-No.	Description	L Left R Right	F Front R Rear	Wheel Side	Gear Box Side	Pic. No.	Technical Specification  Further details on page I
		MT Manual AT Autom.										

( NISSAN )

( NISSAN )

BLUEBIRD STATION WAGON (WU11)												
2.0 (75 kW)	04.86 - 09.90	MT		engine CA20S, Japan Prod	24437	Joint Kit			ws		27	A:27/F:25/DF:25.80/O:56/X
		MT		engine CA20S	25511	Boot Kit			ws			L:101/Ø1=27/Ø2=86
2.0 D (43 kW)	04.84 - 01.88	MT		engine LD20	24409	Joint Kit			ws		27	A:27/F:23/DF:24.56/O:56/X
		MT		engine LD20	26181	Boot Kit			ws			L:95/Ø1=22/Ø2=85
2.0 D (49 kW)	03.86 - 12.90	MT		engine LD20	24409	Joint Kit			ws		27	A:27/F:23/DF:24.56/O:56/X
		MT		engine LD20	26181	Boot Kit			ws			L:95/Ø1=22/Ø2=85
2.0 i (77 kW)	04.84 - 12.90	MT		engine CA20E	24409	Joint Kit			ws		27	A:27/F:23/DF:24.56/O:56/X
		MT		engine CA20E	26181	Boot Kit			ws			L:95/Ø1=22/Ø2=85
2.0 i (85 kW)	09.88 - 09.90	MT/AT		engine CA20E	24409	Joint Kit			ws		27	A:27/F:23/DF:24.56/O:56/X
		MT/AT		engine CA20E	26181	Boot Kit			ws			L:95/Ø1=22/Ø2=85
BLUEBIRD (T72,T12)												
1.6 (61 kW)	03.86 - 06.90	MT/AT		engine CA16S	24409	Joint Kit			ws		27	A:27/F:23/DF:24.56/O:56/X
		MT/AT		engine CA16S	26181	Boot Kit			ws			L:95/Ø1=22/Ø2=85
1.6 (66 kW)	03.86 - 06.91	MT/AT		engine CA16S	24409	Joint Kit			ws		27	A:27/F:23/DF:24.56/O:56/X
		MT/AT		engine CA16S	26181	Boot Kit			ws			L:95/Ø1=22/Ø2=85
1.8 i 16V (95 kW)	02.89 - 12.90	MT		engine CA18D	24409	Joint Kit			ws		27	A:27/F:23/DF:24.56/O:56/X
		MT		engine CA18D, UK Prod	24430	Joint Kit			ws		27	A:27/F:32/DF:24.75/O:56/X
		MT	x	engine CA18D, UK Prod	24431	Joint Kit			ws		27	A:27/F:32/DF:24.90/O:56/X/ABS:42
		MT		engine CA18D	26181	Boot Kit			ws			L:95/Ø1=22/Ø2=85
		MT		engine CA18D, UK Prod	26178	Boot Kit			ws			L:99/Ø1=21/Ø2=86
2.0 (75 kW)	12.85 - 12.87	MT		engine CA20S	24409	Joint Kit			ws		27	A:27/F:23/DF:24.56/O:56/X
		MT		engine CA20S	26181	Boot Kit			ws			L:95/Ø1=22/Ø2=85
2.0 D (49 kW)	03.86 - 12.90	MT		engine LD20	24409	Joint Kit			ws		27	A:27/F:23/DF:24.56/O:56/X
		MT		engine LD20, UK Prod	24430	Joint Kit			ws		27	A:27/F:32/DF:24.75/O:56/X
		MT	x	engine LD20, UK Prod	24431	Joint Kit			ws		27	A:27/F:32/DF:24.90/O:56/X/ABS:42
		MT		engine LD20	26181	Boot Kit			ws			L:95/Ø1=22/Ø2=85
		MT		engine LD20, UK Prod	26178	Boot Kit			ws			L:99/Ø1=21/Ø2=86
2.0 i (77 kW)	12.85 - 12.90	MT		engine CA20E	24409	Joint Kit			ws		27	A:27/F:23/DF:24.56/O:56/X
		MT		engine CA20E, UK Prod	24430	Joint Kit			ws		27	A:27/F:32/DF:24.75/O:56/X
		MT	x	engine CA20E, UK Prod	24431	Joint Kit			ws		27	A:27/F:32/DF:24.90/O:56/X/ABS:42
		MT		engine CA20E	26181	Boot Kit			ws			L:95/Ø1=22/Ø2=85
		MT		engine CA20E, UK Prod	26178	Boot Kit			ws			L:99/Ø1=21/Ø2=86
2.0 i (85 kW)	09.88 - 09.90	MT		engine CA20E	24409	Joint Kit			ws		27	A:27/F:23/DF:24.56/O:56/X
		MT		engine CA20E, UK Prod	24430	Joint Kit			ws		27	A:27/F:32/DF:24.75/O:56/X
		MT	x	engine CA20E, UK Prod	24431	Joint Kit			ws		27	A:27/F:32/DF:24.90/O:56/X/ABS:42
		MT		engine CA20E	26181	Boot Kit			ws			L:95/Ø1=22/Ø2=85
		MT		engine CA20E, UK Prod	26178	Boot Kit			ws			L:99/Ø1=21/Ø2=86
BLUEBIRD MAXIMA (U11)												
1.6	01.84 - 12.86	MT/AT			21004	Joint Kit			ws		27	A:27/F:23/DF:23.7/O:56/X
		MT/AT			26181	Boot Kit			ws			L:95/Ø1=22/Ø2=85

1.8	01.85 - 12.88	MT		engine CA18S	<b>21004</b>	Joint Kit		ws		27	A:27/F:23/DF:23.7/O:56/X
		MT		engine CA18S	<b>26181</b>	Boot Kit		ws			L:95/Ø1=22/Ø2=85
<b>BLUEBIRD MAXIMA STATION WAGON (WU11)</b>											
1.8	01.85 - 12.88	MT		engine CA18S	<b>21004</b>	Joint Kit		ws		27	A:27/F:23/DF:23.7/O:56/X
		MT		engine CA18S	<b>26181</b>	Boot Kit		ws			L:95/Ø1=22/Ø2=85
<b>CEFIRO</b>											
2.0 (103 kW)	01.00 -	MT	x	08.00 -, engine VQ20DE	<b>24548</b>	Joint Kit		ws		27	A:29/F:25/DF:25.84/O:56/X/ABS:44
		AT	x	- 01.01, engine VQ20DE	<b>24548</b>	Joint Kit		ws		27	A:29/F:25/DF:25.84/O:56/X/ABS:44
		MT		08.00 -, TPE boot, engine VQ20DE	<b>24549</b>	Boot Kit		ws			L:111/Ø1=28/Ø2=96
		AT		- 01.01, TPE boot, engine VQ20DE	<b>24549</b>	Boot Kit		ws			L:111/Ø1=28/Ø2=96
3.0 (147 kW)	01.00 -	MT/AT	x	08.00 -, engine VQ30DE	<b>24548</b>	Joint Kit		ws		27	A:29/F:25/DF:25.84/O:56/X/ABS:44
		MT/AT		08.00 -, TPE boot, engine VQ30DE	<b>24549</b>	Boot Kit		ws			L:111/Ø1=28/Ø2=96
<b>CHERRY (E10,F10,N10,VN10,N12)</b>											
1.0 (32 kW)	08.78 - 07.81	MT		engine A10S	<b>20902</b>	Joint Kit		ws		27	A:21/F:19/DF:209/O:48/Z
		MT		engine A10S	<b>26046</b>	Boot Kit		ws			L:88/Ø1=17/Ø2=66
1.0 (E10)	10.70 - 01.75	MT		engine A10	<b>26046</b>	Boot Kit		ws			L:88/Ø1=17/Ø2=66
1.0 (F10/N10)	02.75 - 12.81	MT		engine A10	<b>20902</b>	Joint Kit		ws		27	A:21/F:19/DF:209/O:48/Z
		MT		engine A10	<b>26046</b>	Boot Kit		ws			L:88/Ø1=17/Ø2=66
1.2 (38 kW)	08.78 - 07.81	MT		engine A12	<b>20902</b>	Joint Kit		ws		27	A:21/F:19/DF:209/O:48/Z
		MT		engine A12	<b>26046</b>	Boot Kit		ws			L:88/Ø1=17/Ø2=66
1.2 (E10)	10.70 - 01.75	MT		engine A12	<b>26046</b>	Boot Kit		ws			L:88/Ø1=17/Ø2=66
1.2 (N10)	01.82 - 07.84	MT		engine E13	<b>20903</b>	Joint Kit		ws		27	A:24/F:22/DF:22.65/O:52/Z
		MT		engine E13	<b>26029</b>	Boot Kit		ws			L:90/Ø1=21/Ø2=76
1.3 (44 kW) (VN10)	08.81 - 12.83	MT		engine E13	<b>20902</b>	Joint Kit		ws		27	A:21/F:19/DF:209/O:48/Z
		MT		engine E13	<b>26046</b>	Boot Kit		ws			L:88/Ø1=17/Ø2=66
1.3 (44 kW) (N12)	05.82 - 10.86	MT		engine E13	<b>21308</b>	Joint Kit		ws		27	A:21/F:22/DF:22.75/O:48/X
		MT		engine E13	<b>26135</b>	Boot Kit		ws			L:94/Ø1=20/Ø2=75
1.4 (59 kW)	08.80 - 07.81	MT		engine A14S	<b>20903</b>	Joint Kit		ws		27	A:24/F:22/DF:22.65/O:52/Z
		MT		engine A14S	<b>26029</b>	Boot Kit		ws			L:90/Ø1=21/Ø2=76
1.4 i.e. (59 kW)	08.80 - 07.81	MT		engine A14S	<b>20903</b>	Joint Kit		ws		27	A:24/F:22/DF:22.65/O:52/Z
		MT		engine A14S	<b>26029</b>	Boot Kit		ws			L:90/Ø1=21/Ø2=76
1.5 (51 kW)	08.81 - 12.82	MT		engine E15	<b>20903</b>	Joint Kit		ws		27	A:24/F:22/DF:22.65/O:52/Z
		MT		engine E15	<b>26029</b>	Boot Kit		ws			L:90/Ø1=21/Ø2=76
1.5 (55 kW)	11.83 - 10.86	MT		engine E15S	<b>20904</b>	Joint Kit		ws		27	A:24/F:22/DF:22.65/O:52/X
		MT		engine E15S	<b>26135</b>	Boot Kit		ws			L:94/Ø1=20/Ø2=75
1.5 (N10)	09.82 - 07.84	MT		engine E15S	<b>20904</b>	Joint Kit		ws		27	A:24/F:22/DF:22.65/O:52/X
		MT		engine E15S	<b>26135</b>	Boot Kit		ws			L:94/Ø1=20/Ø2=75
1.6 (N12)	08.82 - 12.86	MT			<b>20904</b>	Joint Kit		ws		27	A:24/F:22/DF:22.65/O:52/X
		MT			<b>26135</b>	Boot Kit		ws			L:94/Ø1=20/Ø2=75
1.7 D (40 kW)	10.82 - 12.86	MT/AT		engine CD17	<b>20904</b>	Joint Kit		ws		27	A:24/F:22/DF:22.65/O:52/X
		MT/AT		engine CD17	<b>26135</b>	Boot Kit		ws			L:94/Ø1=20/Ø2=75
<b>DATSUN 100 A</b>											
1.0 (E10) (33 kW)	12.74 - 06.78	MT			<b>26046</b>	Boot Kit		ws			L:88/Ø1=17/Ø2=66
F-II 1.0 (BLF10) (33 kW)	12.75 - 08.80	MT			<b>20902</b>	Joint Kit		ws		27	A:21/F:19/DF:209/O:48/Z
		MT			<b>26046</b>	Boot Kit		ws			L:88/Ø1=17/Ø2=66
F-II 1.0 (WBLF10) (33 kW)	12.75 - 08.80	MT			<b>20902</b>	Joint Kit		ws		27	A:21/F:19/DF:209/O:48/Z
		MT			<b>26046</b>	Boot Kit		ws			L:88/Ø1=17/Ø2=66

		Transm.	with ABS Ring		Part-No.	Description	L Left R Right	F Front R Rear	Wheel Side	Gear Box Side	Pic. No.	Technical Specification  Further details on page I
		MT Manual AT Autom.										

( NISSAN )

( NISSAN )

DATSUN 120 / 120 Y												
A F-II 1.2 (KLF10) (38 kW)	12.75 - 08.80	MT			20902	Joint Kit			ws		27	A:21/F:19/DF:209/O:48/Z
		MT			26046	Boot Kit			ws			L:88/Ø1=17/Ø2=66
A F-II 1.2 (LF10) (38 kW)	12.75 - 07.80	MT			20902	Joint Kit			ws		27	A:21/F:19/DF:209/O:48/Z
		MT			26046	Boot Kit			ws			L:88/Ø1=17/Ø2=66
Y 1.2 (B210) (38 kW)	09.74 - 07.80	MT			20902	Joint Kit			ws		27	A:21/F:19/DF:209/O:48/Z
		MT			26046	Boot Kit			ws			L:88/Ø1=17/Ø2=66
Y 1.2 (LB210) (38 kW)	06.76 - 07.80	MT			20902	Joint Kit			ws		27	A:21/F:19/DF:209/O:48/Z
		MT			26046	Boot Kit			ws			L:88/Ø1=17/Ø2=66
DATSUN 140 Y												
1.4 (49 kW)	02.79 - 06.83	MT			20903	Joint Kit			ws		27	A:24/F:22/DF:22.65/O:52/Z
		MT			26029	Boot Kit			ws			L:90/Ø1=21/Ø2=76
LANGLEY												
1.3 (B11/N12)	05.82 - 07.86	MT		engine E13S	21308	Joint Kit			ws		27	A:21/F:22/DF:22.75/O:48/X
		MT		engine E13S	26135	Boot Kit			ws			L:94/Ø1=20/Ø2=75
1.3 (B12/N13)	08.86 - 12.90	MT		engine E13S	21315	Joint Kit			ws		27	A:25/F:22/DF:22.65/O:52/X
		MT		engine E13S	23028	Boot Kit			ws			L:91/Ø1=21/Ø2=74
1.3 (B13/N14)	01.91 -	MT/AT		engine GA13DS	24432	Joint Kit			ws		27	A:25/F:22/DF:22.66/O:55/X
		MT/AT		engine GA13DS	26210	Boot Kit			ws			L:107/Ø1=20/Ø2=79
1.4 (N14)	01.91 -	MT/AT		engine GA14DS	24432	Joint Kit			ws		27	A:25/F:22/DF:22.66/O:55/X
		MT/AT		engine GA14DS	26210	Boot Kit			ws			L:107/Ø1=20/Ø2=79
1.4 4WD (EB13/EB14)	10.90 -	MT/AT		engine GA14DE/GA14DS	24434	Joint Kit		F	ws		27	A:25/F:23/DF:23.73/O:55/Z
		MT/AT		engine GA14DE/GA14DS	26194	Boot Kit		F	ws			L:95/Ø1=22/Ø2=85
1.5 (B11/N12)	05.82 - 07.86	MT/AT		engine E15	20904	Joint Kit			ws		27	A:24/F:22/DF:22.65/O:52/X
		MT/AT		engine E15	26135	Boot Kit			ws			L:94/Ø1=20/Ø2=75
1.5 (B12/N13)	08.86 - 12.90	MT/AT		engine E15E/E15T	24436	Joint Kit			ws		27	A:25/F:25/DF:25.84/O:52/X
		MT/AT		engine E15E/E15T	26194	Boot Kit			ws			L:95/Ø1=22/Ø2=85
1.5 (B13/N14)	01.91 -	MT/AT		engine GA15DS	24432	Joint Kit			ws		27	A:25/F:22/DF:22.66/O:55/X
		MT/AT		engine GA15DS	26210	Boot Kit			ws			L:107/Ø1=20/Ø2=79
1.5 (HN14)	01.90 -	MT		engine GA15DE	24439	Joint Kit			ws		27	A:25/F:23/DF:23.73/O:55/X
		MT	x	engine GA15DE	21188	Joint Kit			ws		27	A:25/F:23/DF:23.73/O:55/X/ABS:42
		MT		engine GA15DE	25518	Boot Kit			ws			L:95/Ø1=22/Ø2=85
1.5 4WD (B13/N14)	01.91 -	MT/AT		engine GA15DS	24434	Joint Kit		F	ws		27	A:25/F:23/DF:23.73/O:55/Z
		MT/AT		engine GA15DS	26194	Boot Kit		F	ws			L:95/Ø1=22/Ø2=85
1.6 (B11)	08.82 - 12.86	MT/AT			20904	Joint Kit			ws		27	A:24/F:22/DF:22.65/O:52/X
		MT/AT			26135	Boot Kit			ws			L:94/Ø1=20/Ø2=75
1.6 (B12/N13)	08.86 - 12.90	MT		engine E16S	20900	Joint Kit			ws		27	A:25/F:23/DF:23.73/O:52/X
		AT		engine E16S	21315	Joint Kit			ws		27	A:25/F:22/DF:22.65/O:52/X
		MT		engine E16S	26194	Boot Kit			ws			L:95/Ø1=22/Ø2=85
		AT		engine E16S	23028	Boot Kit			ws			L:91/Ø1=21/Ø2=74
1.6 (B13/N14)	01.91 -	MT/AT		engine GA16DE/GA16DS	24434	Joint Kit			ws		27	A:25/F:23/DF:23.73/O:55/Z

		MT/AT		engine GA16DE/GA16DS	<b>26194</b>	Boot Kit			ws			L:95/Ø1=22/Ø2=85
1.6 (EN14)	01.90 -	MT		engine GA16DE	<b>24439</b>	Joint Kit			ws		27	A:25/F:23/DF:23.73/0:55/X
		MT	x	engine GA16DE	<b>21188</b>	Joint Kit			ws		27	A:25/F:23/DF:23.73/0:55/X/ABS:42
		MT		engine GA16DE	<b>25518</b>	Boot Kit			ws			L:95/Ø1=22/Ø2=85
1.6 (WPB11)	01.88 - 12.92	MT		engine E16S	<b>24438</b>	Joint Kit			ws		27	A:25/F:24/DF:24.77/0:52/X
		MT		engine E16S	<b>26194</b>	Boot Kit			ws			L:95/Ø1=22/Ø2=85
1.7 D (B11/N12)	04.82 - 07.86	MT/AT		engine CD17	<b>20904</b>	Joint Kit			ws		27	A:24/F:22/DF:22.65/0:52/X
		MT/AT		engine CD17	<b>26135</b>	Boot Kit			ws			L:94/Ø1=20/Ø2=75
1.7 D (B12/N13)	08.86 - 12.90	MT		engine CD17	<b>21315</b>	Joint Kit			ws		27	A:25/F:22/DF:22.65/0:52/X
		MT		engine CD17	<b>23028</b>	Boot Kit			ws			L:91/Ø1=21/Ø2=74
1.7 D (B13/N14)	01.91 -	MT		engine CD17	<b>24432</b>	Joint Kit			ws		27	A:25/F:22/DF:22.66/0:55/X
		MT		engine CD17	<b>26210</b>	Boot Kit			ws			L:107/Ø1=20/Ø2=79
1.7 D 4WD (B13/N14)	01.91 -	MT		engine CD17	<b>24434</b>	Joint Kit		F	ws		27	A:25/F:23/DF:23.73/0:55/Z
		MT		engine CD17	<b>26194</b>	Boot Kit		F	ws			L:95/Ø1=22/Ø2=85
1.8 (B13/N14)	01.91 -	MT/AT		engine GA18DE/SR18DE	<b>24435</b>	Joint Kit			ws		27	A:25/F:25/DF:25.84/0:55/X
		MT/AT		engine GA18DE/SR18DE	<b>26194</b>	Boot Kit			ws			L:95/Ø1=22/Ø2=85
1.8 (EN13)	01.89 - 06.91	MT/AT		engine CA18D	<b>24436</b>	Joint Kit			ws		27	A:25/F:25/DF:25.84/0:52/X
		MT/AT		engine CA18D	<b>26194</b>	Boot Kit			ws			L:95/Ø1=22/Ø2=85
1.8 4WD (B13/N14)	01.91 -	MT		engine GA18DE	<b>24434</b>	Joint Kit		F	ws		27	A:25/F:23/DF:23.73/0:55/Z
		MT		engine GA18DE	<b>26194</b>	Boot Kit		F	ws			L:95/Ø1=22/Ø2=85
2.0 (B13/N14)	01.91 -	MT		engine SR20	<b>24434</b>	Joint Kit			ws		27	A:25/F:23/DF:23.73/0:55/Z
		MT		engine SR20	<b>26194</b>	Boot Kit			ws			L:95/Ø1=22/Ø2=85
2.0 D (B13/N14)	01.91 -	MT/AT		engine CD20	<b>24432</b>	Joint Kit			ws		27	A:25/F:22/DF:22.66/0:55/X
		MT/AT		engine CD20	<b>26210</b>	Boot Kit			ws			L:107/Ø1=20/Ø2=79
<b>LANGLEY STATION WAGON</b>												
1.6 (B12/N13)	08.86 - 01.88	MT		engine E16S	<b>20900</b>	Joint Kit			ws		27	A:25/F:23/DF:23.73/0:52/X
		AT		engine E16S	<b>21315</b>	Joint Kit			ws		27	A:25/F:22/DF:22.65/0:52/X
		MT		engine E16S	<b>26194</b>	Boot Kit			ws			L:95/Ø1=22/Ø2=85
		AT		engine E16S	<b>23028</b>	Boot Kit			ws			L:91/Ø1=21/Ø2=74
1.6 (Y10)	01.91 -	MT/AT		engine GA16	<b>24434</b>	Joint Kit			ws		27	A:25/F:23/DF:23.73/0:55/Z
1.6	01.91 -	MT/AT		engine GA16	<b>26194</b>	Boot Kit			ws			L:95/Ø1=22/Ø2=85
1.7 D (B12/N13)	08.86 - 12.90	MT		engine CD17	<b>21315</b>	Joint Kit			ws		27	A:25/F:22/DF:22.65/0:52/X
		MT		engine CD17	<b>23028</b>	Boot Kit			ws			L:91/Ø1=21/Ø2=74
2.0 D (Y10)	01.91 -	MT/AT		engine CD20	<b>24432</b>	Joint Kit			ws		27	A:25/F:22/DF:22.66/0:55/X
		MT/AT		engine CD20	<b>26210</b>	Boot Kit			ws			L:107/Ø1=20/Ø2=79
<b>MARCH ((K10))</b>												
1.0 (K10)	12.82 - 12.89	MT/AT		engine MA10S	<b>24433</b>	Joint Kit			ws		27	A:21/F:19/DF:209/0:48/X
		MT/AT		engine MA10S	<b>26219</b>	Boot Kit			ws			L:96/Ø1=20/Ø2=66
<b>MAXIMA (J30)</b>												
3.0 i (125 kW)	10.88 - 06.94	MT		engine VG30E	<b>21006</b>	Joint Kit			ws		27	A:27/F:25/DF:25.84/0:56/X
		MT		engine VG30E	<b>25519</b>	Boot Kit			ws			L:94/Ø1=23/Ø2=96
<b>MAXIMA QX (A32)</b>												
2.0 (103 kW)	02.95 - 08.00	MT/AT		engine VQ20DE	<b>21162</b>	Joint Kit			ws		27	A:29/F:27/0:56/X
		MT	x	08.00 -, engine VQ20DE	<b>24548</b>	Joint Kit			ws			A:29/F:25/DF:25.84/0:56/X/ABS:44
		AT	x	- 01.01, engine VQ20DE	<b>24548</b>	Joint Kit			ws			A:29/F:25/DF:25.84/0:56/X/ABS:44
		MT/AT		engine VQ20DE	<b>21163</b>	Boot Kit			ws			L:94/Ø1=23/Ø2=96
		MT		08.00 -, engine VQ20DE, TPE boot	<b>24549</b>	Boot Kit			ws			L:111/Ø1=28/Ø2=96

		Transm.	with ABS Ring		Part-No.	Description	L Left R Right	F Front R Rear	Wheel Side	Gear Box Side	Pic. No.	Technical Specification  Further details on page I
		MT Manual AT Autom.										

## ( NISSAN )

## ( NISSAN )

MAXIMA QX (A32)													
2.0 (103 kW)	02.95 - 08.00	AT		- 01.01, engine VQ20DE, TPE boot	24549	Boot Kit			ws			L:111/Ø1=28/Ø2=96	
2.5 V6 24V (140 kW)	02.95 - 08.00	AT			21162	Joint Kit			ws		27	A:29/F:27/0:56/X	
		AT			21163	Boot Kit			ws			L:94:/Ø1=23/Ø2=96	
3.0 (142 kW)	01.95 - 12.96	AT		engine VQ30DE	21162	Joint Kit			ws		27	A:29/F:27/0:56/X	
		MT/AT	x	08.00 -, engine VQ30DE	24548	Joint Kit			ws			A:29/F:25/DF:25.84/0:56/X/ABS:44	
		AT		engine VQ30DE	21163	Boot Kit			ws				L:94:/Ø1=23/Ø2=96
		MT/AT		08.00 -, engine VQ30DE, TPE boot	24549	Boot Kit			ws				L:111/Ø1=28/Ø2=96
MAXIMA STATION WAGON													
2.0 QX (103 kW)	10.97 -	MT/AT		engine VQ20DE	23965	Joint Kit			ws			A:29/F:27/0:56	
		MT/AT		engine VQ20DE, ABS seat prepared	23966	Joint Kit			ws			A:29/F:27/0:56	
		MT	x	08.00 -, engine VQ20DE	24548	Joint Kit			ws			A:29/F:25/DF:25.84/0:56/X/ABS:44	
		AT	x	- 01.01, engine VQ20DE	24548	Joint Kit			ws			A:29/F:25/DF:25.84/0:56/X/ABS:44	
		MT		08.00 -, engine VQ20DE, TPE boot	24549	Boot Kit			ws				L:111/Ø1=28/Ø2=96
2.5 V6 24V (140 kW)	10.97 -	AT		- 01.01, engine VQ20DE, TPE boot	24549	Boot Kit			ws			L:111/Ø1=28/Ø2=96	
		MT/AT		ABS seat prepared	23965	Joint Kit			ws			A:29/F:27/0:56	
3.0 QX (142 kW)	10.97 -	MT/AT		engine VQ30DE	23965	Joint Kit			ws			A:29/F:27/0:56	
		MT/AT		engine VQ30DE, ABS seat prepared	23966	Joint Kit			ws			A:29/F:27/0:56	
MICRA (K10)													
1.0 (37 kW)	12.82 - 12.89	MT/AT		- 10.88, Ch.-No. - 560000, engine MA10S	24433	Joint Kit			ws		27	A:21/F:19/DF:209/0:48/X	
		MT/AT		11.88 -, Ch.-No. 560001 -, engine MA10S	23963	Joint Kit			ws			A:23/F:19/0:48	
		MT/AT		engine MA10S	26219	Boot Kit			ws			L:96/Ø1=20/Ø2=66	
1.0 (40 kW)	12.82 - 05.89	MT/AT		- 10.88, Ch.-No. - 560000, engine MA10S	24433	Joint Kit			ws		27	A:21/F:19/DF:209/0:48/X	
		MT/AT		11.88 -, Ch.-No. 560001 -, engine MA10S	23963	Joint Kit			ws			A:23/F:19/0:48	
		MT/AT		engine MA10S	26219	Boot Kit			ws			L:96/Ø1=20/Ø2=66	
1.0 (43 kW)	12.82 - 05.91	MT/AT		- 10.88, Ch.-No. - 560000	24433	Joint Kit			ws		27	A:21/F:19/DF:209/0:48/X	
		MT		11.88 -, Ch.-No. 560001 -	23963	Joint Kit			ws			A:23/F:19/0:48	
		MT/AT			26219	Boot Kit			ws			L:96/Ø1=20/Ø2=66	
1.2 (40/44 kW)	07.86 - 07.92	MT		- 10.88, Ch.-No. - 560000, engine MA12S	24433	Joint Kit			ws		27	A:21/F:19/DF:209/0:48/X	
		MT		11.88 -, Ch.-No. 560001 -, engine MA12S	23963	Joint Kit			ws			A:23/F:19/0:48	
		MT		engine MA12S	26219	Boot Kit			ws			L:96/Ø1=20/Ø2=66	
MICRA (K11)													
1.0 i 16V (40 kW)	08.92 - 09.00	MT/AT		engine CG10DE	20079	Joint Kit			ws		27	A:23/F:19/0:48/X	
		MT/AT	x	engine CG10DE	20090	Joint Kit			ws		27	A:23/F:19/0:48/X/ABS:42	
		MT/AT		engine CG10DE	20076	Boot Kit			ws			L:85/Ø1=21.3/Ø2=67.5	
		MT/AT		engine CG10DE	20077	Boot Kit	L			gs			
		MT/AT		engine CG10DE	20078	Boot Kit	R			gs			
1.0 i 16V (44 kW)	09.00 - 02.03	MT/AT	x	engine CG10DE	20090	Joint Kit			ws		27	A:23/F:19/0:48/X/ABS:42	
		MT/AT		engine CG10DE	22106	Boot Kit			ws			L:85/Ø1=21/Ø2=69.5	
1.3 i 16V (55 kW)	08.92 - 09.00	MT/AT		engine CG13DE	20099	Joint Kit			ws		27	A:23/F:22/0:48/X	



		MT/AT	x	engine CG13DE	20104	Joint Kit			ws		27	A:23/F:22/O:48/X/ABS:42
		MT/AT		engine CG13DE	20097	Boot Kit			ws			
		MT/AT		engine CG13DE	20098	Boot Kit	L			gs		
		MT/AT		engine CG13DE	20078	Boot Kit	R			gs		
<b>MICRA (K12)</b>												
1.0 16V (48 kW)	01.03 -	MT			24456	Joint Kit			ws		27	A:23/F:21/O:49/Z
		MT		TPE boot	24459	Boot Kit			ws			L:116/Ø1=22/Ø2=73
1.2 16V (48/59 kW)	01.03 -	MT		engine CR12DE	24456	Joint Kit			ws		27	A:23/F:21/O:49/Z
		MT		engine CR12DE, TPE boot	24459	Boot Kit			ws			L:116/Ø1=22/Ø2=73
1.4 16V (65 kW)	01.03 -	MT		engine CR14DE	24456	Joint Kit			ws		27	A:23/F:21/O:49/Z
		MT		engine CR14DE, TPE boot	24459	Boot Kit			ws			L:116/Ø1=22/Ø2=73
<b>NAVARRA (D40)</b>												
2.5 dCi 4WD (126/128 kW)	07.05 -	MT			24618	Driveshaft	L/R	F			13	L:634.1/A:29/D:27
		MT			24620	Joint w. Shaft	L/R	F		gs		L:503/D:27
		MT			24619	Joint Kit		F	ws		27	A:29/F:27/O:67.75/Z
		MT		TPE boot	24621	Boot Kit		F	ws			L:140/Ø1=27.7/Ø2=97.6
<b>NOTE (E11)</b>												
1.4 (65 kW)	03.06 -	MT			24723	Driveshaft	L				6	L:643.5/A:23/D:26
		MT			24724	Driveshaft	R				6	L:899/A:23/D:26
1.6 (81 kW)	03.06 -	MT			24723	Driveshaft	L				6	L:643.5/A:23/D:26
		AT			24726	Driveshaft	L				6	L:652/A:23/D:25
		MT			24725	Driveshaft	R				6	L:890/A:23/D:26
		AT			24727	Driveshaft	R				6	L:891/A:23/D:25
1.5 dCi (55/63 kW)	03.06 -	MT5			24728	Driveshaft	L				6	L:649/A:23/D:26
		MT6			24740	Driveshaft	L				6	L:645/A:23/D:26
		MT5			24730	Driveshaft	R				6	L:895/A:23/D:26
		MT6			24729	Driveshaft	R				6	L:895/A:23/D:26
1.5 dCi (76 kW)	07.08 -	MT5			24728	Driveshaft	L				6	L:649/A:23/D:26
		MT6			24740	Driveshaft	L				6	L:645/A:23/D:26
		MT5			24730	Driveshaft	R				6	L:895/A:23/D:26
		MT6			24729	Driveshaft	R				6	L:895/A:23/D:26
<b>PATHFINDER (R50)</b>												
2.7 TD 4WD (96 kW)	09.97 - 12.04	MT		engine TD27ETi	23967	Joint Kit		F	ws			A:28/F:27/O:56
		MT		engine TD27ETi	25519	Boot Kit		F	ws			L:94:/Ø1=23/Ø2=96
3.2 TD 4WD (110 kW)	09.97 - 12.04	MT		engine QD32ETi	23967	Joint Kit		F	ws			A:28/F:27/O:56
		MT		engine QD32ETi	25519	Boot Kit		F	ws			L:94:/Ø1=23/Ø2=96
3.3 V6 4WD (125 kW)	09.97 - 12.04	MT		engine VG33E	23967	Joint Kit		F	ws			A:28/F:27/O:56
		MT		engine VG33E	25519	Boot Kit		F	ws			L:94:/Ø1=23/Ø2=96
<b>PATHFINDER (R51)</b>												
2.5 dCi 4WD (126/128 kW)	03.05 -	MT			24618	Driveshaft	L/R	F			13	L:634.1/A:29/D:27
		MT			24620	Joint w. Shaft	L/R	F		gs		L:503/D:27
		MT			24619	Joint Kit		F	ws		27	A:29/F:27/O:67.75/Z
		MT		TPE boot	24621	Boot Kit		F	ws			L:140/Ø1=27.7/Ø2=97.6
<b>PATROL (K160,W160)</b>												
2.8 (K160) (88 kW)	07.80 - 08.88	MT		engine L28	22954	Joint Kit		F	ws		27	A:29/F:27/O:35
2.8 (K160) (89 kW)	07.80 - 08.88	MT		engine L28	22954	Joint Kit		F	ws		27	A:29/F:27/O:35
2.8 (W160) (88 kW)	07.80 - 08.88	MT		engine L28	22954	Joint Kit		F	ws		27	A:29/F:27/O:35
3.2 TD (K160) (81 kW)	07.83 - 08.88	MT		engine SD33T	23962	Joint		F	ws		27	A:29/F:27/O:35

		Transm. <b>MT</b> Manual <b>AT</b> Autom.	with ABS Ring		<b>Part-No.</b>	<b>Description</b>	<b>L</b> Left <b>R</b> Right	<b>F</b> Front <b>R</b> Rear	<b>Wheel</b> <b>Side</b>	<b>Gear</b> <b>Box</b> <b>Side</b>	<b>Pic.</b> <b>No.</b>	<b>Technical Specification</b>  Further details on page I
---	---	---	---------------------	--	-----------------	--------------------	---------------------------------------	---------------------------------------	-----------------------------	--	---------------------------	---

## ( NISSAN )

## ( NISSAN )

<b>PATROL (K160,W160)</b>												
3.3 D (70 kW)	11.79 - 08.88	MT		engine SD33	<b>22954</b>	Joint Kit		F	ws		27	A:29/F:27/O:35
<b>PATROL (Y60, K260, W260)</b>												
2.8 (88 kW)	05.86 - 06.90	MT		engine L28	<b>22954</b>	Joint Kit		F	ws		27	A:29/F:27/O:35
2.8 TD (85 kW)	09.88 - 06.97	MT		engine RD28T	<b>20559</b>	Joint		F	ws		34	A:31/F:27/O:60/Z
3.2 D (81 kW)	08.88 - 06.90	MT			<b>23962</b>	Joint		F	ws		27	A:29/F:27/O:35
4.2 (121 kW)	11.88 - 06.97	MT		engine TB42E	<b>20559</b>	Joint		F	ws		34	A:31/F:27/O:60/Z
4.2 D (85 kW)	11.88 - 06.97	MT			<b>20559</b>	Joint		F	ws		34	A:31/F:27/O:60/Z
<b>PICK UP / KING CAB (D21)</b>												
2.4 i 12V 4WD (93 kW)	04.92 - 02.98	MT		engine KA24E	<b>25519</b>	Boot Kit		F	ws			L:94:/Ø1=23/Ø2=96
2.4 i 4WD (74 kW)	03.86 - 04.92	MT/AT		engine Z24i	<b>24450</b>	Joint Kit		F	ws		27	A:27/F:27/O:50/Z
		MT		engine Z24i	<b>25519</b>	Boot Kit		F	ws			L:94:/Ø1=23/Ø2=96
2.4 4x4 (76 kW)	09.85 - 05.94	MT/AT		engine Z24	<b>24450</b>	Joint Kit		F	ws		27	A:27/F:27/O:50/Z
2.4 4WD (79 kW)	01.92 - 12.96	MT/AT		engine Z24	<b>24450</b>	Joint Kit		F	ws		27	A:27/F:27/O:50/Z
2.4 i 12V 4WD (93 kW)	04.92 - 02.98	MT/AT		engine KA24E	<b>24450</b>	Joint Kit		F	ws		27	A:27/F:27/O:50/Z
2.5 D 4WD (53 kW)	09.85 - 08.88	MT/AT		engine SD24	<b>24450</b>	Joint Kit		F	ws		27	A:27/F:27/O:50/Z
2.5 D 4WD (55 kW)	03.86 - 08.91	MT/AT		engine SD25	<b>24450</b>	Joint Kit		F	ws		27	A:27/F:27/O:50/Z
		MT		engine SD25	<b>25519</b>	Boot Kit		F	ws			L:94:/Ø1=23/Ø2=96
2.5 D 4WD (59 kW)	08.87 - 03.96	MT/AT		engine TD25	<b>24450</b>	Joint Kit		F	ws		27	A:27/F:27/O:50/Z
		MT		engine TD25	<b>25519</b>	Boot Kit		F	ws			L:94:/Ø1=23/Ø2=96
2.5 D 4WD (61 kW)	03.96 - 02.98	MT/AT		engine TD25	<b>24450</b>	Joint Kit		F	ws		27	A:27/F:27/O:50/Z
		MT		engine TD25	<b>25519</b>	Boot Kit		F	ws			L:94:/Ø1=23/Ø2=96
<b>PRAIRIE (M10, NM10)</b>												
1.5 S (M10) (55 kW)	01.84 - 12.87	MT		engine E15S	<b>22964</b>	Driveshaft	L					
		MT		- 03.85, engine E15S	<b>20904</b>	Joint Kit			ws		27	A:24/F:22/DF:22.65/O:52/X
		MT		- 03.85, engine E15S	<b>26135</b>	Boot Kit			ws			L:94/Ø1=20/Ø2=75
1.8 SGL (M10) (65 kW)	07.83 - 12.85	MT		engine CA18S	<b>22964</b>	Driveshaft	L					
1.8 SGL (M10) (66 kW)	05.85 - 10.87	MT		engine CA18S	<b>22964</b>	Driveshaft	L					
2.0 4X4 (NM10) (68 kW)	06.86 - 09.88	MT		engine CA20S, Japan Prod	<b>24437</b>	Joint Kit		F	ws		27	A:27/F:25/DF:25.80/O:56/X
		MT		engine CA20S	<b>25511</b>	Boot Kit		F	ws			L:101/Ø1=27/Ø2=86
<b>PRAIRIE PRO (M11)</b>												
2.0 i (72 kW)	10.88 - 04.92	MT		engine CA20E	<b>24409</b>	Joint Kit			ws		27	A:27/F:23/DF:24.56/O:56/X
		MT		engine CA20E	<b>26181</b>	Boot Kit			ws			L:95/Ø1=22/Ø2=85
2.0 i 4X4 (72 kW)	10.88 - 12.92	MT		engine CA20E	<b>24409</b>	Joint Kit		F	ws		27	A:27/F:23/DF:24.56/O:56/X
		MT		engine CA20E	<b>26181</b>	Boot Kit		F	ws			L:95/Ø1=22/Ø2=85
2.4 i (98 kW)	04.92 - 07.94	MT		engine KA24E	<b>22955</b>	Joint Kit			ws			A:27/F:25/O:56
2.4 i 4X4 (98 kW)	04.92 - 07.94	MT		engine KA24E	<b>24409</b>	Joint Kit		F	ws		27	A:27/F:23/DF:24.56/O:56/X
		MT		engine KA24E	<b>26181</b>	Boot Kit		F	ws			L:95/Ø1=22/Ø2=85
<b>PRIMERA (P10)</b>												
1.6 (66 kW)	06.90 - 01.96	MT		engine GA16DS, GA16DE, UK Prod	<b>24428</b>	Joint Kit			ws		27	A:27/F:22/O:56/X

		MT		engine GA16DS, GA16DE, Japan Prod	23964	Joint Kit			ws			A:27/F:23/O:56
		MT	x	engine GA16DS, GA16DE, UK Prod	24429	Joint Kit			ws		27	A:27/F:22/DF:22.80/O:56/X/ABS:42
		MT	x	engine GA16DS, GA16DE, Japan Prod	23968	Joint Kit			ws		27	A:27/F:23/O:56/ABS:42
		MT		engine GA16DS, GA16DE, UK Prod	26175	Boot Kit			ws			L:87/Ø1=19/Ø2=78
		MT		engine GA16DS, GA16DE, UK Prod	26176	Boot Kit	L			gs		L:89/Ø1=21/Ø2=72
		MT		engine GA16DS, GA16DE, UK Prod	26177	Boot Kit	R			gs		L:95/Ø1=20/Ø2=72
1.6 (71/75 kW)	06.90 - 01.96	MT		UK Prod	24428	Joint Kit			ws		27	A:27/F:22/O:56/X
		MT		Japan Prod	23964	Joint Kit			ws			A:27/F:23/O:56
		MT	x	UK Prod	24429	Joint Kit			ws		27	A:27/F:22/DF:22.80/O:56/X/ABS:42
		MT	x	Japan Prod	23968	Joint Kit			ws		27	A:27/F:23/O:56/ABS:42
		MT		UK Prod	26175	Boot Kit			ws			L:87/Ø1=19/Ø2=78
		MT		UK Prod	26176	Boot Kit	L			gs		L:89/Ø1=21/Ø2=72
		MT		UK Prod	26177	Boot Kit	R			gs		L:95/Ø1=20/Ø2=72
2.0 (110 kW)	06.90 - 01.96	MT		engine SR20DE EGI, UK Prod	24430	Joint Kit			ws		27	A:27/F:32/DF:24.75/O:56/X
		MT		engine SR20DE EGI, Japan Prod	24437	Joint Kit			ws		27	A:27/F:25/DF:25.80/O:56/X
		MT	x	engine SR20DE EGI, UK Prod	24431	Joint Kit			ws		27	A:27/F:32/DF:24.90/O:56/X/ABS:42
		MT		engine SR20DE EGI, UK Prod	26178	Boot Kit			ws			L:99/Ø1=21/Ø2=86
		MT		engine SR20DE EGI, Japan Prod	26181	Boot Kit			ws			L:95/Ø1=22/Ø2=85
		MT		engine SR20DE EGI, UK Prod	26179	Boot Kit	L			gs		L:106/Ø1=22/Ø2=82
		MT		engine SR20DE EGI, UK Prod	26180	Boot Kit	R			gs		L:106/Ø1=22/Ø2=82
2.0 16V (85 kW)	06.90 - 01.96	MT		engine SR20DI (SPI), UK Prod	24428	Joint Kit			ws		27	A:27/F:22/O:56/X
		MT		engine SR20DI (SPI), Japan Prod	24437	Joint Kit			ws		27	A:27/F:25/DF:25.80/O:56/X
		MT	x	engine SR20DI (SPI), UK Prod	24429	Joint Kit			ws		27	A:27/F:22/DF:22.80/O:56/X/ABS:42
		AT		engine SR20DI (SPI), UK Prod	24430	Joint Kit			ws		27	A:27/F:32/DF:24.75/O:56/X
		AT	x	engine SR20DI (SPI), UK Prod	24431	Joint Kit			ws		27	A:27/F:32/DF:24.90/O:56/X/ABS:42
		MT		engine SR20DI (SPI), UK Prod	26175	Boot Kit			ws			L:87/Ø1=19/Ø2=78
		MT		engine SR20DI (SPI), Japan Prod	26181	Boot Kit			ws			L:95/Ø1=22/Ø2=85
		AT		engine SR20DI (SPI), UK Prod	26178	Boot Kit			ws			L:99/Ø1=21/Ø2=86
		MT		engine SR20DI (SPI), UK Prod	26177	Boot Kit	R			gs		L:95/Ø1=20/Ø2=72
		AT		engine SR20DI (SPI), UK Prod	26179	Boot Kit	L			gs		L:106/Ø1=22/Ø2=82
		AT		engine SR20DI (SPI), UK Prod	26180	Boot Kit	R			gs		L:106/Ø1=22/Ø2=82
2.0 16V 4X4 (85 kW)	04.91 - 06.96	MT		engine SR20DI (SPI), UK Prod	24428	Joint Kit		F	ws		27	A:27/F:22/O:56/X
		MT		engine SR20DI (SPI), Japan Prod	24437	Joint Kit		F	ws		27	A:27/F:25/DF:25.80/O:56/X
		MT	x	engine SR20DI (SPI), UK Prod	24429	Joint Kit		F	ws		27	A:27/F:22/DF:22.80/O:56/X/ABS:42
		AT		engine SR20DI (SPI), UK Prod	24430	Joint Kit		F	ws		27	A:27/F:32/DF:24.75/O:56/X
		AT	x	engine SR20DI (SPI), UK Prod	24431	Joint Kit		F	ws		27	A:27/F:32/DF:24.90/O:56/X/ABS:42
		MT		engine SR20DI (SPI), UK Prod	26175	Boot Kit		F	ws			L:87/Ø1=19/Ø2=78
		MT		engine SR20DI (SPI), Japan Prod	26181	Boot Kit		F	ws			L:95/Ø1=22/Ø2=85
		AT		engine SR20DI (SPI), UK Prod	26178	Boot Kit		F	ws			L:99/Ø1=21/Ø2=86
		MT		engine SR20DI (SPI), UK Prod	26177	Boot Kit	R	F		gs		L:95/Ø1=20/Ø2=72
		AT		engine SR20DI (SPI), UK Prod	26179	Boot Kit	L	F		gs		L:106/Ø1=22/Ø2=82
		AT		engine SR20DI (SPI), UK Prod	26180	Boot Kit	R	F		gs		L:106/Ø1=22/Ø2=82
2.0 D (55 kW)	01.91 - 01.96	MT		engine CD20, UK Prod	24428	Joint Kit			ws		27	A:27/F:22/O:56/X
		MT		engine CD20, Japan Prod	24437	Joint Kit			ws		27	A:27/F:25/DF:25.80/O:56/X
		MT	x	engine CD20, UK Prod	24429	Joint Kit			ws		27	A:27/F:22/DF:22.80/O:56/X/ABS:42
		AT		engine CD20, UK Prod	24430	Joint Kit			ws		27	A:27/F:32/DF:24.75/O:56/X
		AT	x	engine CD20, UK Prod	24431	Joint Kit			ws		27	A:27/F:32/DF:24.90/O:56/X/ABS:42
		MT		engine CD20, UK Prod	26175	Boot Kit			ws			L:87/Ø1=19/Ø2=78
		MT		engine CD20, Japan Prod	26181	Boot Kit			ws			L:95/Ø1=22/Ø2=85
		AT		engine CD20, UK Prod	26178	Boot Kit			ws			L:99/Ø1=21/Ø2=86
		MT		engine CD20, UK Prod	26177	Boot Kit	R			gs		L:95/Ø1=20/Ø2=72

		Transm.	with ABS Ring		Part-No.	Description	L Left R Right	F Front R Rear	Wheel Side	Gear Box Side	Pic. No.	Technical Specification  Further details on page I
		MT Manual AT Autom.										

## ( NISSAN )

## ( NISSAN )

PRIMERA (P10)												
2.0 D (55 kW)	01.91 - 01.96	AT		engine CD20, UK Prod	26179	Boot Kit	L			gs		L:106/Ø1=22/Ø2=82
		AT		engine CD20, UK Prod	26180	Boot Kit	R			gs		L:106/Ø1=22/Ø2=82
2.0 GT (110 kW)	06.90 - 01.96	MT		engine SR20DE EGI, UK Prod	24430	Joint Kit			ws		27	A:27/F:32/DF:24.75/O:56/X
		MT		engine SR20DE EGI, Japan Prod	24437	Joint Kit			ws		27	A:27/F:25/DF:25.80/O:56/X
		MT	x	engine SR20DE EGI, UK Prod	24431	Joint Kit			ws		27	A:27/F:32/DF:24.90/O:56/X/ABS:42
		MT		engine SR20DE EGI, UK Prod	26178	Boot Kit			ws			L:99/Ø1=21/Ø2=86
		MT		engine SR20DE EGI, Japan Prod	26181	Boot Kit			ws			L:95/Ø1=22/Ø2=85
		MT		engine SR20DE EGI, UK Prod	26179	Boot Kit	L			gs		L:106/Ø1=22/Ø2=82
		MT		engine SR20DE EGI, UK Prod	26180	Boot Kit	R			gs		L:106/Ø1=22/Ø2=82
2.0 i (92 kW)	01.95 - 06.96	MT		engine SR20DE	21005	Joint Kit			ws		27	A:27/F:25/DF:25.83/O:56/X
		MT		Japan Prod	23964	Joint Kit			ws			A:27/F:23/O:56
		MT		engine SR20DE	25511	Boot Kit			ws			L:101/Ø1=27/Ø2=86
PRIMERA TRAVELLER (W10)												
1.6 i (66/75 kW)	07.90 - 03.98	MT		engine GA16DE/GA16DS	22123	Boot Kit			ws			L:86/Ø1=20/Ø2=82
2.0 D (55 kW)	07.90 - 12.95	MT		engine CD20	22123	Boot Kit			ws			L:86/Ø1=20/Ø2=82
PRIMERA (P11)												
1.6 16V (66 kW)	09.96 - 07.02	MT	x	engine GA16DE	20232	Joint Kit			ws		27	A:27/F:22/DF:22.81/O:56/X/ABS:44
		MT		engine GA16DE	26175	Boot Kit			ws			L:87/Ø1=19/Ø2=78
1.6 16V (73 kW)	09.96 - 07.02	MT	x	engine GA16DE	20232	Joint Kit			ws		27	A:27/F:22/DF:22.81/O:56/X/ABS:44
		MT		engine GA16DE	26175	Boot Kit			ws			L:87/Ø1=19/Ø2=78
1.6 16V (78 kW)	09.00 - 07.02	MT/AT	x	- 12.00, engine QG16DE	21531	Joint Kit			ws		27	A:27/F:32/O:56/X/ABS:44
		MT/AT		- 12.00, engine QG16DE	21532	Boot Kit			ws			L:90/Ø1=22/Ø2=87
1.8 16V (84 kW)	08.99 - 07.02	MT/AT	x	- 12.00, engine QG18DE	21531	Joint Kit			ws		27	A:27/F:32/O:56/X/ABS:44
		MT/AT		- 12.00, engine QG18DE	21532	Boot Kit			ws			L:90/Ø1=22/Ø2=87
2.0 16V (85 kW)	09.96 - 07.02	MT/AT	x	engine SR20DI (SPI)	21531	Joint Kit			ws		27	A:27/F:32/O:56/X/ABS:44
		MT/AT		engine SR20DI (SPI)	21532	Boot Kit			ws			L:90/Ø1=22/Ø2=87
2.0 16V (96 kW)	09.96 - 07.02	MT/AT	x	engine SR20DE (MPI)	21531	Joint Kit			ws		27	A:27/F:32/O:56/X/ABS:44
		MT/AT		engine SR20DE (MPI)	21532	Boot Kit			ws			L:90/Ø1=22/Ø2=87
2.0 16V (103 kW)	08.99 - 12.01	MT/AT			22289	Boot Kit				gs		L:93/Ø1=22/Ø2=89
		MT/AT			23237	Boot Kit						L:91/Ø1=22/Ø2=71
2.0 TD (66 kW)	09.96 - 07.02	MT/AT	x	engine CD20T	21531	Joint Kit			ws		27	A:27/F:32/O:56/X/ABS:44
		MT/AT		engine CD20T	21532	Boot Kit			ws			L:90/Ø1=22/Ø2=87
PRIMERA TRAVELLER (WP11)												
1.6 16V (66 kW)	04.98 - 12.01	MT	x	engine GA16DE	20232	Joint Kit			ws		27	A:27/F:22/DF:22.81/O:56/X/ABS:44
		MT		engine GA16DE	26175	Boot Kit			ws			L:87/Ø1=19/Ø2=78
1.6 16V (73 kW)	04.98 - 12.01	MT	x	engine GA16DE	20232	Joint Kit			ws		27	A:27/F:22/DF:22.81/O:56/X/ABS:44
		MT		engine GA16DE	26175	Boot Kit			ws			L:87/Ø1=19/Ø2=78
2.0 16V (85 kW)	04.98 - 12.01	MT/AT	x	engine SR20DI (SPI)	21531	Joint Kit			ws		27	A:27/F:32/O:56/X/ABS:44
		MT/AT		engine SR20DI (SPI)	21532	Boot Kit			ws			L:90/Ø1=22/Ø2=87
2.0 16V (103 kW)	08.99 - 12.01	MT/AT			22289	Boot Kit			ws			L:93/Ø1=22/Ø2=89

		MT/AT			23237	Boot Kit				gs		L:91/Ø1=22/Ø2=71
2.0 TD (66 kW)	04.98 - 12.01	MT/AT	x	engine CD20T	21531	Joint Kit			ws		27	A:27/F:32/O:56/X/ABS:44
		MT/AT		engine CD20T	21532	Boot Kit			ws			L:90/Ø1=22/Ø2=87
<b>PRIMERA (P12)</b>												
1.8 (85 kW)	07.02 -	MT/AT		TPE boot	23017	Boot Kit			ws			L:120/Ø1=24/Ø2=80
		MT/AT			23234	Boot Kit				gs		L:86/Ø1=21/Ø2=67
<b>PRIMERA TRAVELLER (WP12)</b>												
1.8 (85 kW)	03.02 -	MT/AT		TPE boot	23017	Boot Kit			ws			L:120/Ø1=24/Ø2=80
		MT/AT			23234	Boot Kit				gs		L:86/Ø1=21/Ø2=67
<b>PULSAR</b>												
1.3 (B11/N12)	05.82 - 07.86	MT		engine E13S	21308	Joint Kit			ws		27	A:21/F:22/DF:22.75/O:48/X
		MT		engine E13S	26135	Boot Kit			ws			L:94/Ø1=20/Ø2=75
1.3 (B12/N13)	08.86 - 12.90	MT		engine E13S	21315	Joint Kit			ws		27	A:25/F:22/DF:22.65/O:52/X
		MT		engine E16S	23028	Boot Kit			ws			L:91/Ø1=21/Ø2=74
1.3 (B13/N14)	01.91 - 07.00	MT/AT		engine GA13DS	24432	Joint Kit			ws		27	A:25/F:22/DF:22.66/O:55/X
		MT/AT		engine GA13DS	26210	Boot Kit			ws			L:107/Ø1=20/Ø2=79
1.4 (N14)	01.91 - 07.00	MT/AT		engine GA14DS	24432	Joint Kit			ws		27	A:25/F:22/DF:22.66/O:55/X
		MT/AT		engine GA14DS	26210	Boot Kit			ws			L:107/Ø1=20/Ø2=79
1.4 4WD (EB13/EB14)	10.90 - 07.00	MT/AT		engine GA14DE/GA14DS	24434	Joint Kit	F		ws		27	A:25/F:23/DF:23.73/O:55/Z
		MT/AT		engine GA14DE/GA14DS	26194	Boot Kit	F		ws			L:95/Ø1=22/Ø2=85
1.5 (B11/N12)	05.82 - 07.86	MT/AT		engine E15	20904	Joint Kit			ws		27	A:24/F:22/DF:22.65/O:52/X
		MT/AT		engine E15	26135	Boot Kit			ws			L:94/Ø1=20/Ø2=75
1.5 (B12/N13)	08.86 - 12.90	MT/AT		engine E15E/E15T	24436	Joint Kit			ws		27	A:25/F:25/DF:25.84/O:52/X
		MT/AT		engine E15E/E15T	26194	Boot Kit			ws			L:95/Ø1=22/Ø2=85
1.5 (B13/N14)	01.91 - 07.00	MT/AT		engine GA15DS	24432	Joint Kit			ws		27	A:25/F:22/DF:22.66/O:55/X
		MT/AT		engine GA15DS	26210	Boot Kit			ws			L:107/Ø1=20/Ø2=79
1.5 (HN14)	01.90 - 07.00	MT		engine GA15DE	24439	Joint Kit			ws		27	A:25/F:23/DF:23.73/O:55/X
		MT	x	engine GA15DE	21188	Joint Kit			ws		27	A:25/F:23/DF:23.73/O:55/X/ABS:42
		MT		engine GA15DE	25518	Boot Kit			ws			L:95/Ø1=22/Ø2=85
1.5 4WD (B13/N14)	01.91 - 07.00	MT/AT		engine GA15DS	24434	Joint Kit	F		ws		27	A:25/F:23/DF:23.73/O:55/Z
		MT/AT		engine GA15DS	26194	Boot Kit	F		ws			L:95/Ø1=22/Ø2=85
1.6 (B11)	08.82 - 12.86	MT/AT			20904	Joint Kit			ws		27	A:24/F:22/DF:22.65/O:52/X
		MT/AT			26135	Boot Kit			ws			L:94/Ø1=20/Ø2=75
1.6 (B12/N13)	08.86 - 12.90	MT		engine E16S	20900	Joint Kit			ws		27	A:25/F:23/DF:23.73/O:52/X
		AT		engine E16S	21315	Joint Kit			ws		27	A:25/F:22/DF:22.65/O:52/X
		MT		engine E16S	26194	Boot Kit			ws			L:95/Ø1=22/Ø2=85
		AT		engine E16S	23028	Boot Kit			ws			L:91/Ø1=21/Ø2=74
1.6 (B13/N14)	01.91 - 07.00	MT/AT		engine GA16DE/GA16DS	24434	Joint Kit			ws		27	A:25/F:23/DF:23.73/O:55/Z
		MT/AT		engine GA16DE/GA16DS	26194	Boot Kit			ws			L:95/Ø1=22/Ø2=85
1.6 (EN14)	01.90 - 07.00	MT		engine GA16DE	24439	Joint Kit			ws		27	A:25/F:23/DF:23.73/O:55/X
		MT	x	engine GA16DE	21188	Joint Kit			ws		27	A:25/F:23/DF:23.73/O:55/X/ABS:42
		MT		engine GA16DE	25518	Boot Kit			ws			L:95/Ø1=22/Ø2=85
1.6 (WPB11)	01.88 - 12.92	MT		engine E16S	24438	Joint Kit			ws		27	A:25/F:24/DF:24.77/O:52/X
		MT		engine E16S	26194	Boot Kit			ws			L:95/Ø1=22/Ø2=85
1.7 D (B11/N12)	04.82 - 07.86	MT/AT		engine CD17	20904	Joint Kit			ws		27	A:24/F:22/DF:22.65/O:52/X
1.7 D	04.82 - 07.86	MT/AT		engine CD17	26135	Boot Kit			ws			L:94/Ø1=20/Ø2=75
1.7 D (B12/N13)	08.86 - 12.90	MT		engine CD17	21315	Joint Kit			ws		27	A:25/F:22/DF:22.65/O:52/X
		MT		engine CD17	23028	Boot Kit			ws			L:91/Ø1=21/Ø2=74
1.7 D (B13/N14)	01.91 - 07.00	MT		engine CD17	24432	Joint Kit			ws		27	A:25/F:22/DF:22.66/O:55/X
		MT		engine CD17	26210	Boot Kit			ws			L:107/Ø1=20/Ø2=79

		Transm.	with ABS Ring		Part-No.	Description	L	F	Wheel Side	Gear Box Side	Pic. No.	Technical Specification  Further details on page I
		MT Manual AT Autom.					Left R Right	Front R Rear				

## ( NISSAN )

## ( NISSAN )

PULSAR												
1.7 D 4WD (B13/N14)	01.91 - 07.00	MT		engine CD17	24434	Joint Kit		F	ws		27	A:25/F:23/DF:23.73/0:55/Z
		MT		engine CD17	26194	Boot Kit		F	ws			L:95/Ø1=22/Ø2=85
1.8 (B13/N14)	01.91 - 07.00	MT/AT		engine GA18DE/SR18DE	24435	Joint Kit			ws		27	A:25/F:25/DF:25.84/0:55/X
		MT/AT		engine GA18DE/SR18DE	26194	Boot Kit			ws			L:95/Ø1=22/Ø2=85
1.8 (EN13)	01.89 - 06.91	MT/AT		engine CA18D	24436	Joint Kit			ws		27	A:25/F:25/DF:25.84/0:52/X
		MT/AT		engine CA18D	26194	Boot Kit			ws			L:95/Ø1=22/Ø2=85
1.8 4WD (B13/N14)	01.91 - 07.00	MT		engine GA18DE	24434	Joint Kit		F	ws		27	A:25/F:23/DF:23.73/0:55/Z
		MT		engine GA18DE	26194	Boot Kit		F	ws			L:95/Ø1=22/Ø2=85
2.0 (B13/N14)	01.91 - 07.00	MT		engine SR20	24434	Joint Kit			ws		27	A:25/F:23/DF:23.73/0:55/Z
		MT		engine SR20	26194	Boot Kit			ws			L:95/Ø1=22/Ø2=85
2.0 D (B13/N14)	01.91 - 07.00	MT/AT		engine CD20	24432	Joint Kit			ws		27	A:25/F:22/DF:22.66/0:55/X
		MT/AT		engine CD20	26210	Boot Kit			ws			L:107/Ø1=20/Ø2=79
PULSAR STATION WAGON												
1.6 (B12/N13)	08.86 - 01.88	MT		engine E16S	20900	Joint Kit			ws		27	A:25/F:23/DF:23.73/0:52/X
		AT		engine E16S	21315	Joint Kit			ws		27	A:25/F:22/DF:22.65/0:52/X
		MT		engine E16S	26194	Boot Kit			ws			L:95/Ø1=22/Ø2=85
		AT		engine E16S	23028	Boot Kit			ws			L:91/Ø1=21/Ø2=74
1.6 (Y10)	01.91 - 07.00	MT/AT		engine GA16	24434	Joint Kit			ws		27	A:25/F:23/DF:23.73/0:55/Z
		MT/AT		engine GA16	26194	Boot Kit			ws			L:95/Ø1=22/Ø2=85
1.7 D (B12/N13)	08.86 - 12.90	MT		engine CD17	21315	Joint Kit			ws		27	A:25/F:22/DF:22.65/0:52/X
		MT		engine CD17	23028	Boot Kit			ws			L:91/Ø1=21/Ø2=74
2.0 D (Y10)	01.91 - 07.00	MT/AT		engine CD20	24432	Joint Kit			ws		27	A:25/F:22/DF:22.66/0:55/X
		MT/AT		engine CD20	26210	Boot Kit			ws			L:107/Ø1=20/Ø2=79
QASHQAI												
1.6 (85 kW)	02.07 -	MT/AT		engine HR16DE, TPE boot	24617	Boot Kit			ws			L:110/Ø1=26/Ø2=81
2.0 (104 kW)	02.07 -	MT/AT		engine MR20DE, TPE boot	24616	Boot Kit			ws			L:110/Ø1=28/Ø2=85
		MT/AT		engine MR20DE	24614	Boot Kit				gs		L:96/Ø1=23/Ø2=73.5
2.0 4x4 (104 kW)	02.07 -	MT/AT		engine MR20DE, TPE boot	24616	Boot Kit		F	ws			L:110/Ø1=28/Ø2=85
		MT/AT		engine MR20DE	24614	Boot Kit		F		gs		L:96/Ø1=23/Ø2=73.5
		MT/AT		engine MR20DE	24612	Boot Kit		R	ws			L:68/Ø1=17/Ø2=64
1.5 dCi (78 kW)	02.07 -	MT/AT		engine K9K, TPE boot	24616	Boot Kit			ws			L:110/Ø1=28/Ø2=85
2.0 dCi (110 kW)	02.07 -	MT/AT		engine M9R, TPE boot	24615	Boot Kit			ws			L:122/Ø1=30/Ø2=99
		MT/AT		engine M9R	24613	Boot Kit				gs		L:96/Ø1=28.5/Ø2=80
2.0 dCi 4x4 (110 kW)	02.07 -	MT/AT		engine M9R, TPE boot	24615	Boot Kit		F	ws			L:122/Ø1=30/Ø2=99
		MT/AT		engine M9R	24613	Boot Kit		F		gs		L:96/Ø1=28.5/Ø2=80
		MT/AT		engine M9R	24612	Boot Kit		R	ws			L:68/Ø1=17/Ø2=64
SENTRA												
(MEXICO)	01.92 - 12.95	MT/AT			20983	Joint Kit			ws		27	A:25/F:24/DF:24.77/0:55/X
		MT/AT			20982	Boot Kit			ws			L:102/Ø1=22/Ø2=83
(SOUTH AFRICA)		MT			20980	Joint			ws		34	A:25/F:22/DF:22.65/0:52/X

1.3 (B11/N12)	05.82 - 07.86	MT		engine E13S	<b>21308</b>	Joint Kit			ws	27	A:21/F:22/DF:22.75/O:48/X
		MT		engine E13S	<b>26135</b>	Boot Kit			ws		L:94/Ø1=20/Ø2=75
1.3 (B12/N13)	08.86 - 12.90	MT		engine E13S	<b>21315</b>	Joint Kit			ws	27	A:25/F:22/DF:22.65/O:52/X
		MT		engine E13S	<b>23028</b>	Boot Kit			ws		L:91/Ø1=21/Ø2=74
1.3 (B13/N14)	01.91 -	MT/AT		engine GA13DS	<b>24432</b>	Joint Kit			ws	27	A:25/F:22/DF:22.66/O:55/X
		MT/AT		engine GA13DS	<b>26210</b>	Boot Kit			ws		L:107/Ø1=20/Ø2=79
1.4 (N14)	01.91 -	MT/AT		engine GA14DS	<b>24432</b>	Joint Kit			ws	27	A:25/F:22/DF:22.66/O:55/X
		MT/AT		engine GA14DS	<b>26210</b>	Boot Kit			ws		L:107/Ø1=20/Ø2=79
1.4 4WD (EB13/EB14)	10.90 -	MT/AT		engine GA14DE/GA14DS	<b>24434</b>	Joint Kit		F	ws	27	A:25/F:23/DF:23.73/O:55/Z
		MT/AT		engine GA14DE/GA14DS	<b>26194</b>	Boot Kit		F	ws		L:95/Ø1=22/Ø2=85
1.5 (B11/N12)	05.82 - 07.86	MT/AT		engine E15	<b>20904</b>	Joint Kit			ws	27	A:24/F:22/DF:22.65/O:52/X
		MT/AT		engine E15	<b>26135</b>	Boot Kit			ws		L:94/Ø1=20/Ø2=75
1.5 (B12/N13)	08.86 - 12.90	MT/AT		engine E15E/E15T	<b>24436</b>	Joint Kit			ws	27	A:25/F:25/DF:25.84/O:52/X
		MT/AT		engine E15E/E15T	<b>26194</b>	Boot Kit			ws		L:95/Ø1=22/Ø2=85
1.5 (B13/N14)	01.91 -	MT/AT		engine GA15DS	<b>24432</b>	Joint Kit			ws	27	A:25/F:22/DF:22.66/O:55/X
		MT/AT		engine GA15DS	<b>26194</b>	Boot Kit			ws		L:95/Ø1=22/Ø2=85
1.5 (HN14)	01.90 -	MT		engine GA15DE	<b>24439</b>	Joint Kit			ws	27	A:25/F:23/DF:23.73/O:55/X
		MT	x	engine GA15DE	<b>21188</b>	Joint Kit			ws	27	A:25/F:23/DF:23.73/O:55/X/ABS:42
		MT		engine GA15DE	<b>25518</b>	Boot Kit			ws		L:95/Ø1=22/Ø2=85
1.5 4WD (B13/N14)	01.91 -	MT/AT		engine GA15DS	<b>24434</b>	Joint Kit		F	ws	27	A:25/F:23/DF:23.73/O:55/Z
		MT/AT		engine GA15DS	<b>26194</b>	Boot Kit		F	ws		L:95/Ø1=22/Ø2=85
1.6 (B11)	08.82 - 12.86	MT/AT			<b>20904</b>	Joint Kit			ws	27	A:24/F:22/DF:22.65/O:52/X
		MT/AT			<b>26135</b>	Boot Kit			ws		L:94/Ø1=20/Ø2=75
1.6 (B12/N13)	08.86 - 12.90	MT		engine E16S	<b>20900</b>	Joint Kit			ws	27	A:25/F:23/DF:23.73/O:52/X
		AT		engine E16S	<b>21315</b>	Joint Kit			ws	27	A:25/F:22/DF:22.65/O:52/X
		MT		engine E16S	<b>26194</b>	Boot Kit			ws		L:95/Ø1=22/Ø2=85
		AT		engine E16S	<b>23028</b>	Boot Kit			ws		L:91/Ø1=21/Ø2=74
1.6 (B13/N14)	01.91 -	MT/AT		engine GA16DE/GA16DS	<b>24434</b>	Joint Kit			ws	27	A:25/F:23/DF:23.73/O:55/Z
		MT/AT		engine GA16DE/GA16DS	<b>26194</b>	Boot Kit			ws		L:95/Ø1=22/Ø2=85
1.6 (EN14)	01.90 -	MT		engine GA16DE	<b>24439</b>	Joint Kit			ws	27	A:25/F:23/DF:23.73/O:55/X
		MT	x	engine GA16DE	<b>21188</b>	Joint Kit			ws	27	A:25/F:23/DF:23.73/O:55/X/ABS:42
		MT		engine GA16DE	<b>25518</b>	Boot Kit			ws		L:95/Ø1=22/Ø2=85
1.6 (WPB11)	01.88 - 12.92	MT		engine E16S	<b>24438</b>	Joint Kit			ws	27	A:25/F:24/DF:24.77/O:52/X
		MT		engine E16S	<b>26194</b>	Boot Kit			ws		L:95/Ø1=22/Ø2=85
1.6 DOHC (B12/N13)	05.86 - 05.89	MT/AT		engine CA16D	<b>24436</b>	Joint Kit			ws	27	A:25/F:25/DF:25.84/O:52/X
		MT/AT		engine CA16D	<b>26194</b>	Boot Kit			ws		L:95/Ø1=22/Ø2=85
1.7 D (B11/N12)	04.82 - 07.86	MT/AT		engine CD17	<b>20904</b>	Joint Kit			ws	27	A:24/F:22/DF:22.65/O:52/X
		MT/AT		engine CD17	<b>26135</b>	Boot Kit			ws		L:94/Ø1=20/Ø2=75
1.7 D (B12/N13)	08.86 - 12.90	MT		engine CD17	<b>21315</b>	Joint Kit			ws	27	A:25/F:22/DF:22.65/O:52/X
		MT		engine CD17	<b>23028</b>	Boot Kit			ws		L:91/Ø1=21/Ø2=74
1.7 D (B13/N14)	01.91 -	MT		engine CD17	<b>24432</b>	Joint Kit			ws	27	A:25/F:22/DF:22.66/O:55/X
		MT		engine CD17	<b>26210</b>	Boot Kit			ws		L:107/Ø1=20/Ø2=79
1.7 D 4WD (B13/N14)	01.91 -	MT		engine CD17	<b>24434</b>	Joint Kit		F	ws	27	A:25/F:23/DF:23.73/O:55/Z
		MT		engine CD17	<b>26194</b>	Boot Kit		F	ws		L:95/Ø1=22/Ø2=85
1.8 (B13/N14)	01.91 -	MT/AT		engine GA18DE/SR18DE	<b>24435</b>	Joint Kit			ws	27	A:25/F:25/DF:25.84/O:55/X
		MT/AT		engine GA18DE/SR18DE	<b>26194</b>	Boot Kit			ws		L:95/Ø1=22/Ø2=85
1.8 (EN13)	01.89 - 06.91	MT/AT		engine CA18D	<b>24436</b>	Joint Kit			ws	27	A:25/F:25/DF:25.84/O:52/X
		MT/AT		engine CA18D	<b>26194</b>	Boot Kit			ws		L:95/Ø1=22/Ø2=85
1.8 4WD (B13/N14)	01.91 -	MT		engine GA18	<b>24434</b>	Joint Kit		F	ws	27	A:25/F:23/DF:23.73/O:55/Z
		MT		engine GA18	<b>26194</b>	Boot Kit		F	ws		L:95/Ø1=22/Ø2=85
2.0 (B13/N14)	01.91 -	MT		engine SR20	<b>24434</b>	Joint Kit			ws	27	A:25/F:23/DF:23.73/O:55/Z

		Transm. <b>MT</b> Manual <b>AT</b> Autom.	with ABS Ring		<b>Part-No.</b>	<b>Description</b>	<b>L</b> Left <b>R</b> Right	<b>F</b> Front <b>R</b> Rear	<b>Wheel</b> <b>Side</b>	<b>Gear</b> <b>Box</b> <b>Side</b>	<b>Pic.</b> <b>No.</b>	<b>Technical Specification</b>  Further details on page I
---	---	---	---------------------	--	-----------------	--------------------	---------------------------------------	---------------------------------------	-----------------------------	--	---------------------------	---




## ( NISSAN )

## ( NISSAN )

<b>SENTRA</b>												
2.0 (B13/N14)	01.91 -	MT		engine SR20	<b>26194</b>	Boot Kit			ws			L:95/Ø1=22/Ø2=85
2.0 D (B13/N14)	01.91 -	MT/AT		engine CD20	<b>24432</b>	Joint Kit			ws		27	A:25/F:22/DF:22.66/O:55/X
		MT/AT		engine CD20	<b>26210</b>	Boot Kit			ws			L:107/Ø1=20/Ø2=79
<b>SERENA (C23M)</b>												
1.6 16V (71 kW)	02.93 -	MT/AT		engine GA16DE	<b>22216</b>	Boot Kit			ws			L:94/Ø1=23/Ø2=96
2.0 16V (93 kW)	11.92 -	MT/AT		engine SR20DE	<b>22983</b>	Boot Kit			ws			L:98/Ø1=25/Ø2=75
		MT/AT		engine SR20DE	<b>23233</b>	Boot Kit				gs		L:98/Ø1=25/Ø2=75
2.3 D (55 kW)	01.95 -	MT/AT		engine CD23	<b>22983</b>	Boot Kit			ws			L:98/Ø1=25/Ø2=75
<b>STANZA (T11)</b>												
1.6 (60 kW)	08.81 - 12.85	MT		engine CA16S	<b>23920</b>	Driveshaft	L					
		MT		engine CA16S	<b>23919</b>	Driveshaft	R					
		MT		engine CA16S	<b>20904</b>	Joint Kit			ws		27	A:24/F:22/DF:22.65/O:52/X
		MT		engine CA16S	<b>26135</b>	Boot Kit			ws			L:94/Ø1=20/Ø2=75
1.8 (65 kW)	08.81 - 12.85	MT		engine CA18S, CA18	<b>23920</b>	Driveshaft	L					
		MT		engine CA18S, CA18	<b>23919</b>	Driveshaft	R					
		MT		engine CA18S, CA18	<b>20904</b>	Joint Kit			ws		27	A:24/F:22/DF:22.65/O:52/X
		MT		engine CA18S, CA18	<b>26135</b>	Boot Kit			ws			L:94/Ø1=20/Ø2=75
1.8 (66 kW)	08.81 - 12.85	MT		engine CA18S	<b>23920</b>	Driveshaft	L					
		MT		engine CA18S	<b>23919</b>	Driveshaft	R					
		MT		engine CA18S	<b>20904</b>	Joint Kit			ws		27	A:24/F:22/DF:22.65/O:52/X
		MT		engine CA18S	<b>26135</b>	Boot Kit			ws			L:94/Ø1=20/Ø2=75
1.8 SGL (66 kW)	03.83 - 12.85	MT		engine CA18S	<b>23920</b>	Driveshaft	L					
		MT		engine CA18S	<b>23919</b>	Driveshaft	R					
		MT		engine CA18S	<b>20904</b>	Joint Kit			ws		27	A:24/F:22/DF:22.65/O:52/X
		MT		engine CA18S	<b>26135</b>	Boot Kit			ws			L:94/Ø1=20/Ø2=75
<b>STANZA (T12)</b>												
1.6 (T12)	01.85 - 12.88	MT/AT		engine CA16S	<b>21004</b>	Joint Kit			ws		27	A:27/F:23/DF:23.7/O:56/X
		MT/AT		engine CA16S	<b>26181</b>	Boot Kit			ws			L:95/Ø1=22/Ø2=85
1.8 (PT12)	01.85 - 12.88	MT		engine CA18I	<b>21004</b>	Joint Kit			ws		27	A:27/F:23/DF:23.7/O:56/X
		MT		engine CA18I	<b>26181</b>	Boot Kit			ws			L:95/Ø1=22/Ø2=85
1.8 Turbo (PT12)	01.85 - 12.88	MT		engine CA18TE	<b>24440</b>	Joint Kit			ws		27	A:27/F:25/DF:25.70/O:56/X
		MT		engine CA18TE	<b>25519</b>	Boot Kit			ws			L:94/Ø1=23/Ø2=96
<b>STANZA WAGON (USA)</b>												
2.0 (M10)	01.85 - 12.88	MT		Japan Prod	<b>24437</b>	Joint Kit			ws		27	A:27/F:25/DF:25.80/O:56/X
		MT			<b>25511</b>	Boot Kit			ws			L:101/Ø1=27/Ø2=86
<b>SUNNY I (B11)</b>												
1.3 (44 kW)	03.82 - 09.87	MT		engine E13	<b>21308</b>	Joint Kit			ws		27	A:21/F:22/DF:22.75/O:48/X
		MT		engine E13	<b>26135</b>	Boot Kit			ws			L:94/Ø1=20/Ø2=75
1.5 (55 kW)	03.82 - 10.86	MT/AT		engine E15S	<b>20904</b>	Joint Kit			ws		27	A:24/F:22/DF:22.65/O:52/X



		MT/AT		engine E15S	26135	Boot Kit			ws			L:94/Ø1=20/Ø2=75
1.6 (B11)	08.82 - 12.86	MT/AT			20904	Joint Kit			ws		27	A:24/F:22/DF:22.65/0:52/X
		MT/AT			26135	Boot Kit			ws			L:94/Ø1=20/Ø2=75
1.7 D (40 kW)	03.82 - 10.86	MT/AT		engine CD17	20904	Joint Kit			ws		27	A:24/F:22/DF:22.65/0:52/X
		MT/AT		engine CD17	26135	Boot Kit			ws			L:94/Ø1=20/Ø2=75
<b>SUNNY II (B12,N13)</b>												
1.3 (44 kW)	06.86 - 10.91	MT		engine E13S	23913	Driveshaft	L					
		MT		engine E13S	23912	Driveshaft	R					
		MT		engine E13S	21315	Joint Kit			ws		27	A:25/F:22/DF:22.65/0:52/X
		MT		engine E13S	23028	Boot Kit			ws			L:91/Ø1=21/Ø2=74
1.4 LX (55 kW)	10.88 - 08.91	MT		engine GA14S	21315	Joint Kit			ws		27	A:25/F:22/DF:22.65/0:52/X
		MT		engine GA14S	23028	Boot Kit			ws			L:91/Ø1=21/Ø2=74
1.5 (52 kW)	06.86 - 10.88	MT/AT		engine E15S	24436	Joint Kit			ws		27	A:25/F:25/DF:25.84/0:52/X
		MT/AT		engine E15S	26194	Boot Kit			ws			L:95/Ø1=22/Ø2=85
1.6 (62 kW)	06.86 - 10.88	MT		engine E16S	20900	Joint Kit			ws		27	A:25/F:23/DF:23.73/0:52/X
		MT		engine E16S	26194	Boot Kit			ws			L:95/Ø1=22/Ø2=85
1.6 GTI 16V (81 kW)	02.87 - 05.89	MT/AT		engine CA16D	24436	Joint Kit			ws		27	A:25/F:25/DF:25.84/0:52/X
		MT/AT		engine CA16D	26194	Boot Kit			ws			L:95/Ø1=22/Ø2=85
1.6 i (54 kW)	06.86 - 10.90	MT		engine E16i	20900	Joint Kit			ws		27	A:25/F:23/DF:23.73/0:52/X
		AT		engine E16i	21315	Joint Kit			ws		27	A:25/F:22/DF:22.65/0:52/X
		MT		engine E16i	26194	Boot Kit			ws			L:95/Ø1=22/Ø2=85
		AT		engine E16i	23028	Boot Kit			ws			L:91/Ø1=21/Ø2=74
1.6 i 12V (66 kW)	06.86 - 06.91	MT		engine GA16i	20900	Joint Kit			ws		27	A:25/F:23/DF:23.73/0:52/X
		AT		engine GA16i	21315	Joint Kit			ws		27	A:25/F:22/DF:22.65/0:52/X
		MT		engine GA16i	26194	Boot Kit			ws			L:95/Ø1=22/Ø2=85
		AT		engine GA16i	23028	Boot Kit			ws			L:91/Ø1=21/Ø2=74
1.6 i 4X4 (54 kW)	06.86 - 10.90	MT		engine E16i	20900	Joint Kit		F	ws		27	A:25/F:23/DF:23.73/0:52/X
		AT		engine E16i	21315	Joint Kit		F	ws		27	A:25/F:22/DF:22.65/0:52/X
		MT		engine E16i	26194	Boot Kit		F	ws			L:95/Ø1=22/Ø2=85
		AT		engine E16i	23028	Boot Kit		F	ws			L:91/Ø1=21/Ø2=74
1.6 i 12V 4X4 (66 kW)	10.88 - 08.90	MT		engine GA16i	20900	Joint Kit		F	ws		27	A:25/F:23/DF:23.73/0:52/X
		AT		engine GA16i	21315	Joint Kit		F	ws		27	A:25/F:22/DF:22.65/0:52/X
		MT		engine GA16i	26194	Boot Kit		F	ws			L:95/Ø1=22/Ø2=85
		AT		engine GA16i	23028	Boot Kit		F	ws			L:91/Ø1=21/Ø2=74
1.7 D (40 kW)	01.86 - 06.91	MT		engine CD17	23914	Driveshaft	R					
		MT		engine CD17	21315	Joint Kit			ws		27	A:25/F:22/DF:22.65/0:52/X
		MT		engine CD17	23028	Boot Kit			ws			L:91/Ø1=21/Ø2=74
1.8 GTI 16V (92 kW)	01.89 - 06.91	MT		engine CA18D	24436	Joint Kit			ws		27	A:25/F:25/DF:25.84/0:52/X
		MT		engine CA18D	26194	Boot Kit			ws			L:95/Ø1=22/Ø2=85
<b>SUNNY STATION WAGON (B12/N13)</b>												
1.6	08.86 - 12.88	MT		engine E16S	20900	Joint Kit			ws		27	A:25/F:23/DF:23.73/0:52/X
		AT		engine E16S	21315	Joint Kit			ws		27	A:25/F:22/DF:22.65/0:52/X
		MT		engine E16S	26194	Boot Kit			ws			L:95/Ø1=22/Ø2=85
		AT		engine E16S	23028	Boot Kit			ws			L:91/Ø1=21/Ø2=74
<b>SUNNY III (B13,N14,Y10)</b>												
1.3 (B13/N14)	01.91 - 05.95	MT/AT		engine GA13DS	24432	Joint Kit			ws		27	A:25/F:22/DF:22.66/0:55/X
		MT/AT		engine GA13DS	26210	Boot Kit			ws			L:107/Ø1=20/Ø2=79
1.4 i (55 kW)	10.90 - 05.95	MT		engine GA14DS	23916	Driveshaft	L					
		MT		engine GA14DS	23915	Driveshaft	R					
		MT/AT		engine GA14DS	24432	Joint Kit			ws		27	A:25/F:22/DF:22.66/0:55/X

		Transm.	with ABS Ring		Part-No.	Description	L	F	Wheel Side	Gear Box Side	Pic. No.	Technical Specification  Further details on page I
		MT Manual AT Autom.					Left R Right	Front R Rear				

( NISSAN )

( NISSAN )

SUNNY III (B13,N14,Y10)												
1.4 i (55 kW)	10.90 - 05.95	MT/AT		engine GA14DS	26210	Boot Kit			ws			L:107/Ø1=20/Ø2=79
1.4 4WD (EB13/N14)	10.90 - 05.95	MT/AT		engine GA14DE/GA14DS	24434	Joint Kit		F	ws		27	A:25/F:23/DF:23.73/O:55/Z
		MT/AT		engine GA14DE/GA14DS	26194	Boot Kit		F	ws			L:95/Ø1=22/Ø2=85
1.4 i 16V (55 kW)	10.92 - 05.95	MT		engine GA14DE	23916	Driveshaft	L					
		MT		engine GA14DE	23915	Driveshaft	R					
		MT/AT		engine GA14DE	24432	Joint Kit			ws		27	A:25/F:22/DF:22.66/O:55/X
		MT/AT		engine GA14DE	26210	Boot Kit			ws			L:107/Ø1=20/Ø2=79
1.4 i 16V (64 kW)	10.90 - 05.95	MT		engine GA14DE	23916	Driveshaft	L					
		MT		engine GA14DE	23915	Driveshaft	R					
		MT/AT		engine GA14DE	24432	Joint Kit			ws		27	A:25/F:22/DF:22.66/O:55/X
		MT/AT		engine GA14DE	26210	Boot Kit			ws			L:107/Ø1=20/Ø2=79
1.5 (51 kW)	10.90 - 05.95	MT			23916	Driveshaft	L					
		MT			23915	Driveshaft	R					
		MT/AT			24432	Joint Kit			ws		27	A:25/F:22/DF:22.66/O:55/X
		MT/AT			26210	Boot Kit			ws			L:107/Ø1=20/Ø2=79
1.5 (B13)	01.91 - 05.95	MT/AT		engine GA15DS	24432	Joint Kit			ws		27	A:25/F:22/DF:22.66/O:55/X
		MT/AT		engine GA15DS	26210	Boot Kit			ws			L:107/Ø1=20/Ø2=79
1.5 4WD (B13/N14)	01.91 - 05.95	MT/AT		engine GA15DS	24434	Joint Kit		F	ws		27	A:25/F:23/DF:23.73/O:55/Z
		MT/AT		engine GA15DS	26194	Boot Kit		F	ws			L:95/Ø1=22/Ø2=85
1.6 i (66 kW)	10.90 - 05.95	MT		engine GA16DE	23918	Driveshaft	L					
		MT		engine GA16DE	23917	Driveshaft	R					
		MT/AT		engine GA16DS	24434	Joint Kit			ws		27	A:25/F:23/DF:23.73/O:55/Z
		MT/AT		engine GA16DS	26194	Boot Kit			ws			L:95/Ø1=22/Ø2=85
1.6 i 16V 4X4 (66 kW)	10.90 - 05.95	MT		engine GA16DS	23918	Driveshaft	L					
		MT		engine GA16DS	23917	Driveshaft	R					
		MT/AT		engine GA16DS	24434	Joint Kit		F	ws		27	A:25/F:23/DF:23.73/O:55/Z
		MT/AT		engine GA16DS	26194	Boot Kit		F	ws			L:95/Ø1=22/Ø2=85
1.6 i 16V (75 kW)	10.92 - 05.95	MT		engine GA16DE	23918	Driveshaft	L					
		MT		engine GA16DE	23917	Driveshaft	R					
		MT/AT		engine GA16DE	24439	Joint Kit			ws		27	A:25/F:23/DF:23.73/O:55/X
		MT/AT		engine GA16DE	24434	Joint Kit			ws		27	A:25/F:23/DF:23.73/O:55/Z
		MT/AT	x	engine GA16DE	21188	Joint Kit			ws		27	A:25/F:23/DF:23.73/O:55/X/ABS:42
1.6 i 16V 4X4 (75 kW)	10.92 - 05.95	MT/AT		engine GA16DE	26194	Boot Kit			ws			L:95/Ø1=22/Ø2=85
		MT/AT		engine GA16DE	24439	Joint Kit		F	ws		27	A:25/F:23/DF:23.73/O:55/X
		MT/AT		engine GA16DE	24434	Joint Kit		F	ws		27	A:25/F:23/DF:23.73/O:55/Z
		MT/AT	x	engine GA16DE	21188	Joint Kit		F	ws		27	A:25/F:23/DF:23.73/O:55/X/ABS:42
1.7 D (40 kW)	11.90 - 03.00	MT		engine CD17	24432	Joint Kit			ws		27	A:25/F:22/DF:22.66/O:55/X
		MT		engine CD17	26210	Boot Kit			ws			L:107/Ø1=20/Ø2=79
1.8 (B13/N14)	01.91 - 03.00	MT/AT		engine GA18DE/SR18DE	24435	Joint Kit			ws		27	A:25/F:25/DF:25.84/O:55/X
		MT/AT		engine GA18DE/SR18DE	26194	Boot Kit			ws			L:95/Ø1=22/Ø2=85

1.8 4WD (B13/N14)	01.91 - 03.00	MT/AT		engine GA18DE	24434	Joint Kit		F	ws		27	A:25/F:23/DF:23.73/0:55/Z
		MT/AT		engine GA18DE	26194	Boot Kit		F	ws			L:95/Ø1=22/Ø2=85
2.0 (B13/N14)	01.91 - 03.00	MT/AT		engine SR20	24434	Joint Kit			ws		27	A:25/F:23/DF:23.73/0:55/Z
		MT/AT		engine SR20	26194	Boot Kit			ws			L:95/Ø1=22/Ø2=85
2.0 D (55 kW)	10.90 - 05.95	MT/AT		engine CD20	24432	Joint Kit			ws		27	A:25/F:22/DF:22.66/0:55/X
		MT/AT		engine CD20	26210	Boot Kit			ws			L:107/Ø1=20/Ø2=79
2.0 i 16V (105 kW)	10.90 - 05.95	MT		engine SR20DE	24435	Joint Kit			ws		27	A:25/F:25/DF:25.84/0:55/X
		MT		engine SR20DE	26194	Boot Kit			ws			L:95/Ø1=22/Ø2=85
2.0 GTI-R 4X4 (162 kW)	10.90 - 05.95	MT/AT		engine SR20DET	24439	Joint Kit		F	ws		27	A:25/F:23/DF:23.73/0:55/X
		MT/AT		engine SR20DET	24434	Joint Kit		F	ws		27	A:25/F:23/DF:23.73/0:55/Z
		MT/AT	x	engine SR20DET	21188	Joint Kit		F	ws		27	A:25/F:23/DF:23.73/0:55/X/ABS:42
		MT/AT		engine SR20DET	26194	Boot Kit		F	ws			L:95/Ø1=22/Ø2=85
2.0 GTI 16V (105 kW)	10.90 - 05.95	MT		engine SR20DE	24435	Joint Kit			ws		27	A:25/F:25/DF:25.84/0:55/X
		MT		engine SR20DE	26194	Boot Kit			ws			L:95/Ø1=22/Ø2=85
<b>TERRANO I (WD21)</b>												
2.4 i 4WD (76 kW)	10.87 - 02.93	MT/AT		engine Z24i	24450	Joint Kit		F	ws		27	A:27/F:27/0:50/Z
2.7 TD 4WD (73 kW)	02.89 - 02.93	MT		10.89 - , engine TD27T	23960	Joint Kit		F	ws			A:26/F:27/0:50
		MT/AT		engine TD27T	24450	Joint Kit		F	ws		27	A:27/F:27/0:50/Z
3.0 i 4WD (109 kW)	01.90 - 12.95	MT		engine VG30E	23961	Joint Kit		F	ws			A:27/F:25/0:56
<b>TERRANO II (R20)</b>												
2.4 4WD (85/87 kW)	05.96 -	MT		engine KA24E	24524	Driveshaft	L/R	F				L:524/A:27
		MT		engine KA24E	24641	Joint Kit		F	ws		27	A:27/F:32/0:50/X
		MT		engine KA24E	24642	Boot Kit		F	ws			L:99/Ø1=21/Ø2=86
2.4 i 12V 4WD (91 kW)	02.93 - 06.96	MT		engine KA24E	24524	Driveshaft	L/R	F				L:524/A:27
		MT		engine KA24E	23967	Joint Kit		F	ws			A:28/F:27/0:56
		MT		engine KA24E	24641	Joint Kit		F	ws		27	A:27/F:32/0:50/X
		MT		engine KA24E	24642	Boot Kit		F	ws			L:99/Ø1=21/Ø2=86
2.7 TD 4WD (74 kW)	02.93 - 01.02	MT		engine TD27T	24524	Driveshaft	L/R	F				L:524/A:27
		MT		engine TD27T	23967	Joint Kit		F	ws			A:28/F:27/0:56
2.7 TDI 4WD (92 kW)	05.96 -	MT		engine TD27TI	24524	Driveshaft	L/R	F				L:524/A:27
		MT		engine TD27TI	24641	Joint Kit		F	ws		27	A:27/F:32/0:50/X
		MT		engine TD27TI	24642	Boot Kit		F	ws			L:99/Ø1=21/Ø2=86
3.0 Di 4WD (113 kW)	05.02 -	MT		engine ZD30	24641	Joint Kit		F	ws		27	A:27/F:32/0:50/X
		MT		engine ZD30	24642	Boot Kit		F	ws			L:99/Ø1=21/Ø2=86
<b>TSUBAME</b>												
Tsubame	01.93 - 12.95	MT/AT			20983	Joint Kit			ws		27	A:25/F:24/DF:24.77/0:55/X
		MT/AT			20982	Boot Kit			ws			L:102/Ø1=22/Ø2=83
<b>TSURU I</b>												
all types	01.84 - 12.87	MT/AT			21160	Joint Kit			ws		27	A:24/F:22/DF:22.65/0:52/Z
		MT/AT			21161	Boot Kit			ws			
<b>TSURU II</b>												
all types	01.88 - 12.92	MT/AT			24438	Joint Kit			ws		27	A:25/F:24/DF:24.77/0:52/X
		MT/AT			26194	Boot Kit			ws			L:95/Ø1=22/Ø2=85
<b>TSURU III</b>												
GS	01.92 - 12.95	MT/AT			20983	Joint Kit			ws		27	A:25/F:24/DF:24.77/0:55/X
		MT/AT			20982	Boot Kit			ws			L:102/Ø1=22/Ø2=83
<b>X-TRAIL (T30)</b>												
2.0 (103/110 kW)	07.01 -	MT/AT	x	engine QR20DE	24548	Joint Kit			ws			A:29/F:25/DF:25.84/0:56/X/ABS:44

		Transm.	with ABS Ring		Part-No.	Description	L	F	Wheel Side	Gear Box Side	Pic. No.	Technical Specification  Further details on page I
		MT Manual AT Autom.					Left R Right	Front R Rear				

## ( NISSAN )

## ( NISSAN )

X-TRAIL (T30)												
2.0 (103/110 kW)	07.01 -	MT/AT		engine QR20DE, TPE boot	24549	Boot Kit			ws			L:111/Ø1=28/Ø2=96
2.0 4x4 (103/110 kW)	07.01 -	MT/AT	x	engine QR20DE	24548	Joint Kit		F	ws			A:29/F:25/DF:25.84/O:56/X/ABS:44
		MT/AT		engine QR20DE, TPE boot	24549	Boot Kit		F	ws			L:111/Ø1=28/Ø2=96
		MT/AT		engine QR20DE	24612	Boot Kit		R	ws			L:68/Ø1=17/Ø2=64
2.2 DCi (84/100 kW)	12.03 -	MT/AT	x	engine YD22DDTi/YD22ETI	24548	Joint Kit			ws			A:29/F:25/DF:25.84/O:56/X/ABS:44
		MT/AT		engine YD22DDTi/YD22ETI, TPE boot	24549	Boot Kit			ws			L:111/Ø1=28/Ø2=96
2.2 DCi FWD (84 kW)	06.01 - 09.03	MT/AT	x	engine YD22DDTi	24548	Joint Kit		F	ws			A:29/F:25/DF:25.84/O:56/X/ABS:44
		MT/AT		engine YD22DDTi, TPE boot	24549	Boot Kit		F	ws			L:111/Ø1=28/Ø2=96
2.2 Di 4x4 (84 kW)	07.01 -	MT/AT	x	engine YD22ETI	24548	Joint Kit		F	ws			A:29/F:25/DF:25.84/O:56/X/ABS:44
		MT/AT		engine YD22ETI, TPE boot	24549	Boot Kit		F	ws			L:111/Ø1=28/Ø2=96
		MT/AT		engine YD22ETI	24612	Boot Kit		R	ws			L:68/Ø1=17/Ø2=64
2.2 dCi 4x4 (100 kW)	12.03 -	MT/AT	x	engine YD22DDTi	24548	Joint Kit		F	ws			A:29/F:25/DF:25.84/O:56/X/ABS:44
		MT/AT		engine YD22DDTi, TPE boot	24549	Boot Kit		F	ws			L:111/Ø1=28/Ø2=96
		MT/AT		engine YD22DDTi	24612	Boot Kit		R	ws			L:68/Ø1=17/Ø2=64
2.5 4x4 (121/132 kW)	11.02 -	MT/AT	x	engine QR25DE	24548	Joint Kit		F	ws			A:29/F:25/DF:25.84/O:56/X/ABS:44
		MT/AT		engine QR25DE, TPE boot	24549	Boot Kit		F	ws			L:111/Ø1=28/Ø2=96
		MT/AT		engine QR25DE	24612	Boot Kit		R	ws			L:68/Ø1=17/Ø2=64

## OLTCIT

## OLTCIT




11												
1.1 (42 kW)	01.81 - 12.95	MT			26275	Boot Kit			ws			L:81/Ø1=17/Ø2=70
1.3 (45 kW)	01.81 - 12.95	MT			26275	Boot Kit			ws			L:81/Ø1=17/Ø2=70

## OPEL

## OPEL

ARENA												
1.9 D (44 kW)	03.98 - 08.01	MT			22077	Driveshaft	L/R				10	L:725/A:25/K:27
		MT			26280	Boot Kit			ws			L:142/Ø1=26/Ø2=89
		MT			23090	Boot Kit				gs		L:115/Ø1=24/Ø2=74
2.5 D (55 kW)	03.98 - 08.01	MT			22077	Driveshaft	L/R				10	L:725/A:25/K:27
		MT			26280	Boot Kit			ws			L:142/Ø1=26/Ø2=89
		MT			23090	Boot Kit				gs		L:115/Ø1=24/Ø2=74
AGILA (H00)												
1.0 12V (43 kW)	09.00 -	MT			24112	Joint Kit			ws		27	A:23/F:20/DF:20.68/O:49/Z/ABS:43
		MT		TPE boot	22288	Boot Kit			ws			L:103/Ø1=20/Ø2=70
		MT			22281	Boot Kit	L			gs		L:93/Ø1=18/Ø2=64
		MT			22282	Boot Kit	R			gs		L:84/Ø1=18/Ø2=59
1.2 16V (55 kW)	09.00 -	MT			24112	Joint Kit			ws		27	A:23/F:20/DF:20.68/O:49/Z/ABS:43
		MT		TPE boot	22288	Boot Kit			ws			L:103/Ø1=20/Ø2=70

		MT			22281	Boot Kit	L			gs		L:93/Ø1=18/Ø2=64
		MT			22282	Boot Kit	R			gs		L:84/Ø1=18/Ø2=59
<b>AGILA</b>												
1.0 12 V (48 kW)	05.08 -	MT			24595	Driveshaft	L				6	L:643/A:25/D:22
		MT			24596	Driveshaft	R				6	L:885/A:25/D:22
1.2 16 V (63 kW)	05.08 -	MT			24595	Driveshaft	L				6	L:643/A:25/D:22
		MT			24596	Driveshaft	R				6	L:885/A:25/D:22
1.3 CDTi (55 kW)	05.08 -	MT			24597	Driveshaft	L				6	L:631/A:25/D:26
		MT			24598	Driveshaft	R				5	L:614/A:25/K:22
		MT			24643	Joint Kit				ws	27	A:25/F:21/DF:21.62/Z
		MT		TPE boot	24644	Boot Kit				ws		L:115.5/Ø1=21.65/Ø2=72.5
<b>ASCONA C</b>												
1.3 N (44 kW)	09.81 - 08.86	MT			21447	Driveshaft	L				4	L:597.5/A:22/D:22
		MT			21448	Driveshaft	R				4	L:940.5/A:22/D:22
		MT			21452	Joint Kit			ws		27	A:22/F:22/O:52/Z
		MT			21451	Joint Kit				gs	30	D:22/G:22
		MT			26027	Boot Kit			ws			L:80/Ø1:18/Ø2:76
		MT			26085	Boot Kit				gs		L:98/Ø1=20/Ø2=54
1.3 S (55 kW)	09.81 - 08.88	MT			21447	Driveshaft	L				4	L:597.5/A:22/D:22
		MT			21448	Driveshaft	R				4	L:940.5/A:22/D:22
		MT			21452	Joint Kit			ws		27	A:22/F:22/O:52/Z
		MT			21451	Joint Kit				gs	30	D:22/G:22
		MT			26027	Boot Kit			ws			L:80/Ø1:18/Ø2:76
		MT			26085	Boot Kit				gs		L:98/Ø1=20/Ø2=54
1.6 (55/60 kW)	09.81 - 08.88	MT			21447	Driveshaft	L				4	L:597.5/A:22/D:22
		MT			21448	Driveshaft	R				4	L:940.5/A:22/D:22
		MT			21452	Joint Kit			ws		27	A:22/F:22/O:52/Z
		MT			21451	Joint Kit				gs	30	D:22/G:22
		MT			26027	Boot Kit			ws			L:80/Ø1:18/Ø2:76
		MT			26085	Boot Kit				gs		L:98/Ø1=20/Ø2=54
1.6 D (40 kW)	03.82 - 08.88	MT			21455	Joint Kit			ws		27	A:33/F:25
		MT			26039	Boot Kit			ws			L:80/Ø1:22/Ø2:83
		MT			26085	Boot Kit				gs		L:98/Ø1=20/Ø2=54
1.6 i (55 kW)	09.86 - 08.88	MT			21447	Driveshaft	L				4	L:597.5/A:22/D:22
		MT			21448	Driveshaft	R				4	L:940.5/A:22/D:22
		MT			21452	Joint Kit			ws		27	A:22/F:22/O:52/Z
		MT			21451	Joint Kit				gs	30	D:22/G:22
		MT			26027	Boot Kit			ws			L:80/Ø1:18/Ø2:76
		MT			26085	Boot Kit				gs		L:98/Ø1=20/Ø2=54
1.6 S (66 kW)	09.81 - 08.86	MT			21455	Joint Kit			ws		27	A:33/F:25
		MT			21457	Joint Kit				gs	30	D:34/G:25
		MT			26039	Boot Kit			ws			L:80/Ø1:22/Ø2:83
		MT			26100	Boot Kit				gs		L:94/Ø1=22/Ø2=66
1.8 (62 kW)	09.87 - 08.88	MT			21455	Joint Kit			ws		27	A:33/F:25
		MT			21457	Joint Kit				gs	30	D:34/G:25
		MT			26039	Boot Kit			ws			L:80/Ø1:22/Ø2:83
		MT			26100	Boot Kit				gs		L:94/Ø1=22/Ø2=66
1.8 E (74 kW)	01.85 - 08.86	MT			21455	Joint Kit			ws		27	A:33/F:25
		MT			21457	Joint Kit				gs	30	D:34/G:25
		MT			26039	Boot Kit			ws			L:80/Ø1:22/Ø2:83




		Transm.	with ABS Ring		Part-No.	Description	L	F	Wheel Side	Gear Box Side	Pic. No.	Technical Specification  Further details on page I
		MT Manual AT Autom.					Left R Right	Front R Rear				

( OPEL )

( OPEL )

ASCONA C													
1.8 E (74 kW)	01.85 - 08.86	MT			26100	Boot Kit				gs		L:94/Ø1=22/Ø2=66	
1.8 i (85 kW)	09.82 - 08.86	MT			21455	Joint Kit			ws		27	A:33/F:25	
		MT			21457	Joint Kit				gs	30	D:34/G:25	
		MT			26039	Boot Kit			ws				L:80/Ø1:22/Ø2:83
		MT			26100	Boot Kit				gs			L:94/Ø1=22/Ø2=66
2.0 i (74/85 kW)	09.86 - 08.88	MT			21455	Joint Kit			ws		27	A:33/F:25	
		MT			21457	Joint Kit				gs	30	D:34/G:25	
		MT			26039	Boot Kit			ws				L:80/Ø1:22/Ø2:83
		MT			26100	Boot Kit				gs			L:94/Ø1=22/Ø2=66
2.0 i GT (95 kW)	03.87 - 08.88	MT			21455	Joint Kit			ws		27	A:33/F:25	
		MT			21457	Joint Kit				gs	30	D:34/G:25	
		MT			26039	Boot Kit			ws				L:80/Ø1:22/Ø2:83
		MT			26100	Boot Kit				gs			L:94/Ø1=22/Ø2=66
ASTRA F													
1.4 i (44 kW)	09.91 - 09.98	MT	x	Ch.-No. - P-2732833	21407	Driveshaft	L				4	L:608/A:22/D:22/ABS:29	
		MT	x	Ch.-No. - P-2732833	21406	Driveshaft	R				4	L:950/A:22/D:22/ABS:29	
		MT	x	Ch.-No. - P-2732833	21428	Joint Kit			ws		27	A:22/F:22/O:52/Z/ABS:29	
		MT	x	01.94 -	20181	Joint Kit			ws		27	A:22/F:22/O:52/Z/ABS:29	
		MT			21451	Joint Kit				gs	30	D:22/G:22	
		MT		Ch.-No. - N-4029608	26027	Boot Kit			ws				L:80/Ø1:18/Ø2:76
		MT		01.94 -	23124	Boot Kit			ws				L:106/Ø1:22/Ø2:78
		MT			26085	Boot Kit				gs			L:98/Ø1=20/Ø2=54
1.4 i 16V (66 kW)	01.96 - 03.01	MT/AT	x		20181	Joint Kit			ws		27	A:22/F:22/O:52/Z/ABS:29	
		MT/AT			23124	Boot Kit			ws			L:106/Ø1:22/Ø2:78	
1.4 Si (60 kW)	03.92 - 03.01	MT	x	Ch.-No. - P-2732833	21407	Driveshaft	L				4	L:608/A:22/D:22/ABS:29	
		MT	x	Ch.-No. - P-2732833	21406	Driveshaft	R				4	L:950/A:22/D:22/ABS:29	
		MT	x	Ch.-No. - P-2732833	21428	Joint Kit			ws		27	A:22/F:22/O:52/Z/ABS:29	
		MT	x	01.94 -	20181	Joint Kit			ws		27	A:22/F:22/O:52/Z/ABS:29	
		MT			21451	Joint Kit				gs	30	D:22/G:22	
		MT		Ch.-No. - N-4029608	26027	Boot Kit			ws				L:80/Ø1:18/Ø2:76
		MT		01.94 -	23124	Boot Kit			ws				L:106/Ø1:22/Ø2:78
		MT			26085	Boot Kit				gs			L:98/Ø1=20/Ø2=54
1.6 i (52 kW)	03.93 - 08.96	MT/AT	x		20181	Joint Kit			ws		27	A:22/F:22/O:52/Z/ABS:29	
		MT			21451	Joint Kit				gs	30	D:22/G:22	
		MT/AT			23124	Boot Kit			ws			L:106/Ø1:22/Ø2:78	
		MT			26085	Boot Kit				gs		L:98/Ø1=20/Ø2=54	
1.6 i (55 kW)	09.91 - 03.01	MT	x	Ch.-No. - P-2732833	21407	Driveshaft	L				4	L:608/A:22/D:22/ABS:29	
		MT	x	Ch.-No. - P-2732833	21406	Driveshaft	R				4	L:950/A:22/D:22/ABS:29	
		MT/AT	x	Ch.-No. - P-2732833	21428	Joint Kit			ws		27	A:22/F:22/O:52/Z/ABS:29	
		MT/AT	x	01.94 -	20181	Joint Kit			ws		27	A:22/F:22/O:52/Z/ABS:29	
		MT			21451	Joint Kit				gs	30	D:22/G:22	

		MT/AT		Ch.-No. - N-4029608	<b>26027</b>	Boot Kit			ws			L:80/Ø1:18/Ø2:76
		MT/AT		01.94 -	<b>23124</b>	Boot Kit			ws			L:106/Ø1:22/Ø2:78
		MT			<b>26085</b>	Boot Kit				gs		L:98/Ø1=20/Ø2=54
1.6 i 16V (74 kW)	08.94 - 09.98	MT	x		<b>21407</b>	Driveshaft	L				4	L:608/A:22/D:22/ABS:29
		MT	x		<b>21406</b>	Driveshaft	R				4	L:950/A:22/D:22/ABS:29
		MT/AT	x		<b>20181</b>	Joint Kit			ws		27	A:22/F:22/O:52/Z/ABS:29
		MT			<b>21451</b>	Joint Kit				gs	30	D:22/G:22
		MT/AT			<b>23124</b>	Boot Kit			ws			L:106/Ø1:22/Ø2:78
		MT			<b>26085</b>	Boot Kit				gs		L:98/Ø1=20/Ø2=54
1.6 Si (74 kW)	03.92 - 12.94	MT	x	Ch.-No. - P-2732833	<b>21407</b>	Driveshaft	L				4	L:608/A:22/D:22/ABS:29
		MT	x	Ch.-No. - P-2732833	<b>21406</b>	Driveshaft	R				4	L:950/A:22/D:22/ABS:29
		MT	x	Ch.-No. - P-2732833	<b>21428</b>	Joint Kit			ws		27	A:22/F:22/O:52/Z/ABS:29
		MT	x	01.94 -	<b>20181</b>	Joint Kit			ws		27	A:22/F:22/O:52/Z/ABS:29
		MT			<b>21451</b>	Joint Kit				gs	30	D:22/G:22
		MT		Ch.-No. - N-4029608	<b>26027</b>	Boot Kit			ws			L:80/Ø1:18/Ø2:76
		MT		01.94 -	<b>23124</b>	Boot Kit			ws			L:106/Ø1:22/Ø2:78
		MT			<b>26085</b>	Boot Kit				gs		L:98/Ø1=20/Ø2=54
1.7 D (42 kW)	12.91 - 09.92	MT/AT	x		<b>21427</b>	Joint Kit			ws		27	A:33/F:25/ABS:29
		MT			<b>21451</b>	Joint Kit				gs	30	D:22/G:22
		MT/AT		Ch.-No. - N-4029608	<b>26039</b>	Boot Kit			ws			L:80/Ø1:22/Ø2:83
		MT			<b>26085</b>	Boot Kit				gs		L:98/Ø1=20/Ø2=54
1.7 D (44 kW)	07.92 - 09.98	MT/AT	x	Ch.-No. - P-2732833	<b>21427</b>	Joint Kit			ws		27	A:33/F:25/ABS:29
		MT/AT	x	01.94 -	<b>20181</b>	Joint Kit			ws		27	A:22/F:22/O:52/Z/ABS:29
		MT			<b>21451</b>	Joint Kit				gs	30	D:22/G:22
		MT/AT		Ch.-No. - N-4029608	<b>26039</b>	Boot Kit			ws			L:80/Ø1:22/Ø2:83
		MT/AT			<b>23124</b>	Boot Kit			ws			L:106/Ø1:22/Ø2:78
		MT			<b>26085</b>	Boot Kit				gs		L:98/Ø1=20/Ø2=54
1.7 TD (50 kW)	11.94 - 09.98	MT/AT	x	Ch.-No. N500001 -	<b>21427</b>	Joint Kit			ws		27	A:33/F:25/ABS:29
		MT/AT		Ch.-No. N500001 -	<b>26039</b>	Boot Kit			ws			L:80/Ø1:22/Ø2:83
1.7 TDS (60 kW)	12.91 - 09.98	MT	x		<b>21433</b>	Driveshaft	L				4	L:618/A:33/D:34/ABS:29
		MT	x		<b>21434</b>	Driveshaft	R				4	L:965/A:33/D:34/ABS:29
		MT/AT	x		<b>21427</b>	Joint Kit			ws		27	A:33/F:25/ABS:29
		MT			<b>21457</b>	Joint Kit				gs	30	D:34/G:25
		MT/AT			<b>26039</b>	Boot Kit			ws			L:80/Ø1:22/Ø2:83
		MT			<b>26100</b>	Boot Kit				gs		L:94/Ø1=22/Ø2=66
1.8 i (66 kW)	09.91 - 09.98	MT	x		<b>21433</b>	Driveshaft	L				4	L:618/A:33/D:34/ABS:29
		MT	x		<b>21434</b>	Driveshaft	R				4	L:965/A:33/D:34/ABS:29
		MT/AT	x		<b>21427</b>	Joint Kit			ws		27	A:33/F:25/ABS:29
		MT			<b>21457</b>	Joint Kit				gs	30	D:34/G:25
		MT/AT			<b>26039</b>	Boot Kit			ws			L:80/Ø1:22/Ø2:83
		MT			<b>26100</b>	Boot Kit				gs		L:94/Ø1=22/Ø2=66
1.8 i 16V (85 kW)	09.94 - 03.01	MT			<b>21457</b>	Joint Kit				gs	30	D:34/G:25
		MT			<b>26100</b>	Boot Kit				gs		L:94/Ø1=22/Ø2=66
1.8 i 16V (92 kW)	06.93 - 10.94	MT			<b>21457</b>	Joint Kit				gs	30	D:34/G:25
		MT			<b>26100</b>	Boot Kit				gs		L:94/Ø1=22/Ø2=66
2.0 i (85 kW)	09.91 - 09.98	MT	x		<b>21433</b>	Driveshaft	L				4	L:618/A:33/D:34/ABS:29
		MT	x		<b>21434</b>	Driveshaft	R				4	L:965/A:33/D:34/ABS:29
		MT/AT	x		<b>21427</b>	Joint Kit			ws		27	A:33/F:25/ABS:29
		MT			<b>21457</b>	Joint Kit				gs	30	D:34/G:25
		MT/AT			<b>26039</b>	Boot Kit			ws			L:80/Ø1:22/Ø2:83
		MT			<b>26100</b>	Boot Kit				gs		L:94/Ø1=22/Ø2=66

		Transm.	with ABS Ring		Part-No.	Description	L Left R Right	F Front R Rear	Wheel Side	Gear Box Side	Pic. No.	Technical Specification  Further details on page I
		MT Manual AT Autom.										




( OPEL )

( OPEL )

ASTRA F												
2.0 i 16V (100 kW)	02.95 - 09.98	MT/AT	x	Ch.-No. N500001 -	21427	Joint Kit			ws		27	A:33/F:25/ABS:29
		MT/AT		Ch.-No. N500001 -	26039	Boot Kit			ws			L:80/Ø1:22/Ø2:83
2.0 GSI 16V (110 kW)	09.91 - 01.98	MT	x		21433	Driveshaft	L				4	L:618/A:33/D:34/ABS:29
		MT	x		21434	Driveshaft	R				4	L:965/A:33/D:34/ABS:29
		MT	x		21427	Joint Kit			ws		27	A:33/F:25/ABS:29
		MT			21457	Joint Kit				gs	30	D:34/G:25
		MT			26039	Boot Kit			ws			L:80/Ø1:22/Ø2:83
		MT			26100	Boot Kit				gs		L:94/Ø1=22/Ø2=66
ASTRA F CARAVAN												
1.4 i (44 kW)	09.91 - 01.98	MT	x	Ch.-No. - P-2732833	21407	Driveshaft	L				4	L:608/A:22/D:22/ABS:29
		MT	x	Ch.-No. - P-2732833	21406	Driveshaft	R				4	L:950/A:22/D:22/ABS:29
		MT	x	Ch.-No. - P-2732833	21428	Joint Kit			ws		27	A:22/F:22/O:52/Z/ABS:29
		MT	x	01.94 -	20181	Joint Kit			ws		27	A:22/F:22/O:52/Z/ABS:29
		MT			21451	Joint Kit				gs	30	D:22/G:22
		MT		Ch.-No. - N-4029608	26027	Boot Kit			ws			L:80/Ø1:18/Ø2:76
		MT		01.94 -	23124	Boot Kit			ws			L:106/Ø1:22/Ø2:78
		MT			26085	Boot Kit				gs		L:98/Ø1=20/Ø2=54
1.4 i 16V (66 kW)	02.96 - 01.98	MT/AT	x		20181	Joint Kit			ws		27	A:22/F:22/O:52/Z/ABS:29
		MT/AT			23124	Boot Kit			ws			L:106/Ø1:22/Ø2:78
1.4 Si (60 kW)	03.92 - 01.98	MT	x	Ch.-No. - P-2732833	21407	Driveshaft	L				4	L:608/A:22/D:22/ABS:29
		MT	x	Ch.-No. - P-2732833	21406	Driveshaft	R				4	L:950/A:22/D:22/ABS:29
		MT	x	Ch.-No. - P-2732833	21428	Joint Kit			ws		27	A:22/F:22/O:52/Z/ABS:29
		MT	x	01.94 -	20181	Joint Kit			ws		27	A:22/F:22/O:52/Z/ABS:29
		MT			21451	Joint Kit				gs	30	D:22/G:22
		MT		Ch.-No. - N-4029608	26027	Boot Kit			ws			L:80/Ø1:18/Ø2:76
		MT		01.94 -	23124	Boot Kit			ws			L:106/Ø1:22/Ø2:78
		MT			26085	Boot Kit				gs		L:98/Ø1=20/Ø2=54
1.6 i (52 kW)	05.93 - 07.96	MT/AT	x		20181	Joint Kit			ws		27	A:22/F:22/O:52/Z/ABS:29
		MT			21451	Joint Kit				gs	30	D:22/G:22
		MT/AT			23124	Boot Kit			ws			L:106/Ø1:22/Ø2:78
		MT			26085	Boot Kit				gs		L:98/Ø1=20/Ø2=54
1.6 i (55 kW)	09.91 - 01.98	MT	x	Ch.-No. - P-2732833	21407	Driveshaft	L				4	L:608/A:22/D:22/ABS:29
		MT	x	Ch.-No. - P-2732833	21406	Driveshaft	R				4	L:950/A:22/D:22/ABS:29
		MT/AT	x	Ch.-No. - P-2732833	21428	Joint Kit			ws		27	A:22/F:22/O:52/Z/ABS:29
		MT/AT	x	01.94 -	20181	Joint Kit			ws		27	A:22/F:22/O:52/Z/ABS:29
		MT			21451	Joint Kit				gs	30	D:22/G:22
		MT/AT		Ch.-No. - N-4029608	26027	Boot Kit			ws			L:80/Ø1:18/Ø2:76
		MT/AT		01.94 -	23124	Boot Kit			ws			L:106/Ø1:22/Ø2:78
		MT			26085	Boot Kit				gs		L:98/Ø1=20/Ø2=54
1.6 i 16V (74 kW)	08.94 - 01.98	MT	x		21407	Driveshaft	L				4	L:608/A:22/D:22/ABS:29
		MT	x		21406	Driveshaft	R				4	L:950/A:22/D:22/ABS:29



		MT/AT	x		<b>20181</b>	Joint Kit			ws		27	A:22/F:22/O:52/Z/ABS:29
		MT			<b>21451</b>	Joint Kit				gs	30	D:22/G:22
		MT/AT			<b>23124</b>	Boot Kit			ws			L:106/Ø1:22/Ø2:78
		MT			<b>26085</b>	Boot Kit				gs		L:98/Ø1=20/Ø2=54
1.6 Si (74 kW)	03.92 - 12.94	MT	x	Ch.-No. - P-2732833	<b>21407</b>	Driveshaft	L				4	L:608/A:22/D:22/ABS:29
		MT	x	Ch.-No. - P-2732833	<b>21406</b>	Driveshaft	R				4	L:950/A:22/D:22/ABS:29
		MT	x	Ch.-No. - P-2732833	<b>21428</b>	Joint Kit			ws		27	A:22/F:22/O:52/Z/ABS:29
		MT	x	01.94 -	<b>20181</b>	Joint Kit			ws		27	A:22/F:22/O:52/Z/ABS:29
		MT			<b>21451</b>	Joint Kit				gs	30	D:22/G:22
		MT		Ch.-No. - N-4029608	<b>26027</b>	Boot Kit			ws			L:80/Ø1:18/Ø2:76
		MT		01.94 -	<b>23124</b>	Boot Kit			ws			L:106/Ø1:22/Ø2:78
		MT			<b>26085</b>	Boot Kit				gs		L:98/Ø1=20/Ø2=54
1.7 D (42 kW)	12.91 - 09.92	MT/AT	x		<b>21427</b>	Joint Kit			ws		27	A:33/F:25/ABS:29
		MT			<b>21451</b>	Joint Kit				gs	30	D:22/G:22
		MT/AT		Ch.-No. - N-4029608	<b>26039</b>	Boot Kit			ws			L:80/Ø1:22/Ø2:83
		MT			<b>26085</b>	Boot Kit				gs		L:98/Ø1=20/Ø2=54
1.7 D (44 kW)	07.92 - 01.98	MT/AT	x	Ch.-No. - P-2732833	<b>21427</b>	Joint Kit			ws		27	A:33/F:25/ABS:29
		MT/AT	x	01.94 -	<b>20181</b>	Joint Kit			ws		27	A:22/F:22/O:52/Z/ABS:29
		MT			<b>21451</b>	Joint Kit				gs	30	D:22/G:22
		MT/AT		Ch.-No. - N-4029608	<b>26039</b>	Boot Kit			ws			L:80/Ø1:22/Ø2:83
		MT/AT			<b>23124</b>	Boot Kit			ws			L:106/Ø1:22/Ø2:78
		MT			<b>26085</b>	Boot Kit				gs		L:98/Ø1=20/Ø2=54
1.7 TD (50 kW)	11.94 - 01.98	MT/AT	x	Ch.-No. N500001 -	<b>21427</b>	Joint Kit			ws		27	A:33/F:25/ABS:29
		MT/AT		Ch.-No. N500001 -	<b>26039</b>	Boot Kit			ws			L:80/Ø1:22/Ø2:83
1.7 TDS (60 kW)	12.91 - 01.98	MT	x		<b>21433</b>	Driveshaft	L				4	L:618/A:33/D:34/ABS:29
		MT	x		<b>21434</b>	Driveshaft	R				4	L:965/A:33/D:34/ABS:29
		MT/AT	x		<b>21427</b>	Joint Kit			ws		27	A:33/F:25/ABS:29
		MT			<b>21457</b>	Joint Kit				gs	30	D:34/G:25
		MT/AT			<b>26039</b>	Boot Kit			ws			L:80/Ø1:22/Ø2:83
		MT			<b>26100</b>	Boot Kit				gs		L:94/Ø1=22/Ø2=66
1.8 i (66 kW)	09.91 - 01.98	MT	x		<b>21433</b>	Driveshaft	L				4	L:618/A:33/D:34/ABS:29
		MT	x		<b>21434</b>	Driveshaft	R				4	L:965/A:33/D:34/ABS:29
		MT/AT	x		<b>21427</b>	Joint Kit			ws		27	A:33/F:25/ABS:29
		MT			<b>21457</b>	Joint Kit				gs	30	D:34/G:25
		MT/AT			<b>26039</b>	Boot Kit			ws			L:80/Ø1:22/Ø2:83
		MT			<b>26100</b>	Boot Kit				gs		L:94/Ø1=22/Ø2=66
1.8 i 16V (85 kW)	07.94 - 01.98	MT			<b>21457</b>	Joint Kit				gs	30	D:34/G:25
		MT			<b>26100</b>	Boot Kit				gs		L:94/Ø1=22/Ø2=66
1.8 i 16V (92 kW)	06.93 - 01.98	MT			<b>21457</b>	Joint Kit				gs	30	D:34/G:25
		MT			<b>26100</b>	Boot Kit				gs		L:94/Ø1=22/Ø2=66
2.0 i (85 kW)	09.91 - 07.94	MT	x		<b>21433</b>	Driveshaft	L				4	L:618/A:33/D:34/ABS:29
		MT	x		<b>21434</b>	Driveshaft	R				4	L:965/A:33/D:34/ABS:29
		MT/AT	x		<b>21427</b>	Joint Kit			ws		27	A:33/F:25/ABS:29
		MT			<b>21457</b>	Joint Kit				gs	30	D:34/G:25
		MT/AT			<b>26039</b>	Boot Kit			ws			L:80/Ø1:22/Ø2:83
		MT			<b>26100</b>	Boot Kit				gs		L:94/Ø1=22/Ø2=66
2.0 i 16V (100 kW)	02.95 - 01.98	MT/AT	x	Ch.-No. N500001 -	<b>21427</b>	Joint Kit			ws		27	A:33/F:25/ABS:29
		MT/AT		Ch.-No. N500001 -	<b>26039</b>	Boot Kit			ws			L:80/Ø1:22/Ø2:83
2.0 i 16V (110 kW)	03.93 - 01.98	MT	x		<b>21433</b>	Driveshaft	L				4	L:618/A:33/D:34/ABS:29
		MT	x		<b>21434</b>	Driveshaft	R				4	L:965/A:33/D:34/ABS:29
		MT	x		<b>21427</b>	Joint Kit			ws		27	A:33/F:25/ABS:29

		Transm.	with ABS Ring		Part-No.	Description	L Left R Right	F Front R Rear	Wheel Side	Gear Box Side	Pic. No.	Technical Specification  Further details on page I
		MT Manual AT Autom.										

( OPEL )

( OPEL )

ASTRA F CARAVAN												
2.0 i 16V (110 kW)	03.93 - 01.98	MT			21457	Joint Kit				gs	30	D:34/G:25
		MT			26039	Boot Kit			ws			L:80/Ø1:22/Ø2:83
		MT			26100	Boot Kit				gs		L:94/Ø1=22/Ø2=66
ASTRA F VAN												
1.4 i (44 kW)	10.91 - 01.99	MT	x	Ch.-No. - P-2732833	21407	Driveshaft	L				4	L:608/A:22/D:22/ABS:29
		MT	x	Ch.-No. - P-2732833	21406	Driveshaft	R				4	L:950/A:22/D:22/ABS:29
		MT	x	Ch.-No. - P-2732833	21428	Joint Kit			ws		27	A:22/F:22/O:52/Z/ABS:29
		MT	x	01.94 -	20181	Joint Kit			ws		27	A:22/F:22/O:52/Z/ABS:29
		MT			21451	Joint Kit				gs	30	D:22/G:22
		MT		Ch.-No. - N-4029608	26027	Boot Kit			ws			L:80/Ø1:18/Ø2:76
		MT		01.94 -	23124	Boot Kit			ws			L:106/Ø1:22/Ø2:78
		MT			26085	Boot Kit				gs		L:98/Ø1=20/Ø2=54
1.6 i (52 kW)	02.93 - 07.96	MT/AT	x		20181	Joint Kit			ws		27	A:22/F:22/O:52/Z/ABS:29
		MT			21451	Joint Kit				gs	30	D:22/G:22
		MT/AT			23124	Boot Kit			ws			L:106/Ø1:22/Ø2:78
		MT			26085	Boot Kit				gs		L:98/Ø1=20/Ø2=54
1.6 i (55 kW)	10.91 - 04.93	MT	x	Ch.-No. - P-2732833	21407	Driveshaft	L				4	L:608/A:22/D:22/ABS:29
		MT	x	Ch.-No. - P-2732833	21406	Driveshaft	R				4	L:950/A:22/D:22/ABS:29
		MT	x	Ch.-No. - P-2732833	21428	Joint Kit			ws		27	A:22/F:22/O:52/Z/ABS:29
		MT			21451	Joint Kit				gs	30	D:22/G:22
		MT		Ch.-No. - N-4029608	26027	Boot Kit			ws			L:80/Ø1:18/Ø2:76
		MT			26085	Boot Kit				gs		L:98/Ø1=20/Ø2=54
1.7 D (42 kW)	12.91 - 09.92	MT/AT	x		21427	Joint Kit			ws		27	A:33/F:25/ABS:29
		MT			21451	Joint Kit				gs	30	D:22/G:22
		MT/AT		Ch.-No. - N-4029608	26039	Boot Kit			ws			L:80/Ø1:22/Ø2:83
		MT			26085	Boot Kit				gs		L:98/Ø1=20/Ø2=54
1.7 D (44 kW)	07.92 - 01.99	MT/AT	x	Ch.-No. - P-2732833	21427	Joint Kit			ws		27	A:33/F:25/ABS:29
		MT/AT	x	01.94 -	20181	Joint Kit			ws		27	A:22/F:22/O:52/Z/ABS:29
		MT			21451	Joint Kit				gs	30	D:22/G:22
		MT/AT		Ch.-No. - N-4029608	26039	Boot Kit			ws			L:80/Ø1:22/Ø2:83
		MT/AT			23124	Boot Kit			ws			L:106/Ø1:22/Ø2:78
		MT			26085	Boot Kit				gs		L:98/Ø1=20/Ø2=54
1.7 TD (50 kW)	08.94 - 01.99	MT/AT	x	Ch.-No. N500001 -	21427	Joint Kit			ws		27	A:33/F:25/ABS:29
		MT/AT		Ch.-No. N500001 -	26039	Boot Kit			ws			L:80/Ø1:22/Ø2:83
ASTRA G / ASTRA G CARAVAN / ASTRA G VAN												
1.2 16V (48 kW)	02.98 - 09.00	MT/AT		TPE boot	21807	Boot Kit			ws			L:127/Ø1=22/Ø2=72
1.4 16V (66 kW)	02.98 - 10.05	MT			24066	Driveshaft	L				4	L:595/A:33/D:22/O:52
		MT			24068	Driveshaft	R				4	L:977/A:33/D:22/O:52
		MT/AT			21195	Joint Kit			ws		27	A:33/F:22/O:52/X
		MT/AT		TPE boot	21196	Boot Kit			ws			L:112/Ø1=23/Ø2=79

1.6 (55 kW)	02.98 - 10.05	MT		<b>24066</b>	Driveshaft	L			4	L:595/A:33/D:22/O:52
		MT		<b>24068</b>	Driveshaft	R			4	L:977/A:33/D:22/O:52
		MT/AT		<b>21195</b>	Joint Kit			ws	27	A:33/F:22/O:52/X
		MT/AT	TPE boot	<b>21196</b>	Boot Kit			ws		L:112/Ø1=23/Ø2=79
1.6 (62 kW)	09.00 - 10.05	MT		<b>24066</b>	Driveshaft	L			4	L:595/A:33/D:22/O:52
		MT		<b>24068</b>	Driveshaft	R			4	L:977/A:33/D:22/O:52
		MT/AT		<b>21195</b>	Joint Kit			ws	27	A:33/F:22/O:52/X
		MT/AT	TPE boot	<b>21196</b>	Boot Kit			ws		L:112/Ø1=23/Ø2=79
1.6 CNG (71 kW)	03.03 - 10.05	MT		<b>24071</b>	Driveshaft	L			4	L:615/A:33/D:22/O:52
		MT		<b>24072</b>	Driveshaft	R			4	L:960/A:33/D:22/O:52
1.6 16V (74 kW)	02.98 - 10.05	MT		<b>24066</b>	Driveshaft	L			4	L:595/A:33/D:22/O:52
		MT		<b>24068</b>	Driveshaft	R			4	L:977/A:33/D:22/O:52
		MT/AT		<b>21195</b>	Joint Kit			ws	27	A:33/F:22/O:52/X
		MT/AT	TPE boot	<b>21196</b>	Boot Kit			ws		L:112/Ø1=23/Ø2=79
1.6 16V (76 kW)	12.02 - 10.05	MT		<b>24066</b>	Driveshaft	L			4	L:595/A:33/D:22/O:52
		MT		<b>24068</b>	Driveshaft	R			4	L:977/A:33/D:22/O:52
		MT/AT		<b>21195</b>	Joint Kit			ws	27	A:33/F:22/O:52/X
		MT/AT	TPE boot	<b>21196</b>	Boot Kit			ws		L:112/Ø1=23/Ø2=79
1.7 TD (50 kW)	02.98 - 08.00	MT		<b>24066</b>	Driveshaft	L			4	L:595/A:33/D:22/O:52
		MT		<b>24068</b>	Driveshaft	R			4	L:977/A:33/D:22/O:52
		MT/AT		<b>21195</b>	Joint Kit			ws	27	A:33/F:22/O:52/X
		MT/AT	TPE boot	<b>21196</b>	Boot Kit			ws		L:112/Ø1=23/Ø2=79
1.7 DTI 16V (55 kW)	02.00 - 10.05	MT		<b>24071</b>	Driveshaft	L			4	L:615/A:33/D:22/O:52
		MT		<b>24072</b>	Driveshaft	R			4	L:960/A:33/D:22/O:52
1.7 CDTI (59 kW)	04.03 - 10.05	MT		<b>24071</b>	Driveshaft	L			4	L:615/A:33/D:22/O:52
		MT		<b>24072</b>	Driveshaft	R			4	L:960/A:33/D:22/O:52
1.8 16V (85 kW)	02.98 - 10.00	MT		<b>24071</b>	Driveshaft	L			4	L:615/A:33/D:22/O:52
		MT		<b>24072</b>	Driveshaft	R			4	L:960/A:33/D:22/O:52
		MT/AT	x	<b>20183</b>	Joint Kit			ws	27	A:33/F:25/O:52/Z/ABS:29
		MT/AT		<b>20182</b>	Boot Kit			ws		L:107/Ø1=26/Ø2=86
1.8 16V (92 kW)	09.00 - 10.05	MT		<b>24071</b>	Driveshaft	L			4	L:615/A:33/D:22/O:52
		MT		<b>24072</b>	Driveshaft	R			4	L:960/A:33/D:22/O:52
		MT/AT	TPE boot	<b>21540</b>	Boot Kit			ws		L:121/Ø1=25/Ø2=83
2.0 16V (100 kW)	02.98 - 10.05	MT		<b>24073</b>	Driveshaft	L			4	L:611/A:33/D:34/O:52
		MT	Ch.-No. -22999999,-25999999,-26999999,-28999999	<b>24074</b>	Driveshaft	R			4	L:955/A:33/D:34/O:52
		MT/AT	x	<b>20183</b>	Joint Kit			ws	27	A:33/F:25/O:52/Z/ABS:29
		MT/AT		<b>20182</b>	Boot Kit			ws		L:107/Ø1=26/Ø2=86
2.0 16V OPC (118 kW)	11.99 - 09.02	MT		<b>24073</b>	Driveshaft	L			4	L:611/A:33/D:34/O:52
		MT/AT	x	<b>20183</b>	Joint Kit			ws	27	A:33/F:25/O:52/Z/ABS:29
		MT/AT		<b>20182</b>	Boot Kit			ws		L:107/Ø1=26/Ø2=86
2.0 OPC (147 kW)	11.02 - 10.05	MT/AT		<b>26100</b>	Boot Kit			gs		L:94/Ø1=22/Ø2=66
2.0 16V Turbo (147 kW)	11.02 - 10.05	MT/AT		<b>26100</b>	Boot Kit			gs		L:94/Ø1=22/Ø2=66
2.0 DI (60 kW)	02.98 - 10.05	MT		<b>24073</b>	Driveshaft	L			4	L:611/A:33/D:34/O:52
		MT	- 09.90, engine X20DTL	<b>24074</b>	Driveshaft	R			4	L:955/A:33/D:34/O:52
		MT	- 09.90, engine X20DTL	<b>24073</b>	Driveshaft	L			4	L:611/A:33/D:34/O:52
		MT	09.90 -, engine Y20DTL	<b>24074</b>	Driveshaft	R			4	L:955/A:33/D:34/O:52
		MT/AT	09.90 -, engine Y20DTL, Ch.-No. - 28999999	<b>20183</b>	Joint Kit			ws	27	A:33/F:25/O:52/Z/ABS:29
		MT/AT	x	<b>20182</b>	Boot Kit			ws		L:107/Ø1=26/Ø2=86
2.0 DTI 16V (74 kW)	08.99 - 10.05	MT		<b>24073</b>	Driveshaft	L			4	L:611/A:33/D:34/O:52
		MT		<b>24074</b>	Driveshaft	R			4	L:955/A:33/D:34/O:52
		MT/AT	TPE boot	<b>22290</b>	Boot Kit			ws		L:110/Ø1=25/Ø2=87

		Transm.	with ABS Ring		Part-No.	Description	L	F	Wheel Side	Gear Box Side	Pic. No.	Technical Specification  Further details on page I
		MT Manual AT Autom.					Left R Right	Front R Rear				

( OPEL )

( OPEL )

ASTRA G / ASTRA G CARAVAN / ASTRA G VAN												
2.2 16V (108 kW)	03.01 - 10.05	MT			24073	Driveshaft	L				4	L:611/A:33/D:34/O:52
		MT			24074	Driveshaft	R				4	L:955/A:33/D:34/O:52
ASTRA H / ASTRA H GTC / ASTRA H CARAVAN												
1.4 (66 kW)	03.04 -	MT			24079	Driveshaft	L				4	L:606/A:33/D:22/O:52.3
		MT			24080	Driveshaft	R				5	L:968.4/A:33/D:22/O:52.3
		MT			23985	Joint Kit			ws		27	A:33/F:22/O:52.25/Z
		MT		TPE boot	23986	Boot Kit			ws			L:123/Ø1=23/Ø2=77
1.6 (77 kW)	03.04 -	MT			24079	Driveshaft	L				4	L:606/A:33/D:22/O:52.3
		MT			24080	Driveshaft	R				5	L:968.4/A:33/D:22/O:52.3
		MT			23985	Joint Kit			ws		27	A:33/F:22/O:52.25/Z
		MT		TPE boot	23986	Boot Kit			ws			L:123/Ø1=23/Ø2=77
1.8 (92 kW)	03.04 -	MT			24081	Driveshaft	L					L:605.7/A:33/D:22/O:52.3
		AT			24085	Driveshaft	L					L:605.6/A:33/D:22/O:52.3
		MT			24082	Driveshaft	R					L:968.8/A:33/D:22/O:52.3
		AT			24086	Driveshaft	R					L:968.7/A:33/D:22/O:52.3
		MT			23987	Joint Kit			ws		27	A:33/F:24/O:52.25/Z
		MT		TPE boot	23988	Boot Kit			ws			L:120/Ø1=24.5/Ø2=83
2.0 Turbo (125/147 kW)	03.04 -	MT			24083	Driveshaft	L					L:576.7/A:33/D:25/O:52.3
		MT			24084	Driveshaft	R					L:619.7/A:33/K:34/O:52.3
		MT			23997	Joint Kit			ws		27	A:33/F:26/DF:26.9/O:52.25/Z
		MT		TPE boot	23024	Boot Kit			ws			L:125/Ø1=27/Ø2=89
2.0 Turbo (177 kW)	03.04 -	MT			23997	Joint Kit			ws		27	A:33/F:26/DF:26.9/O:52.25/Z
		MT		TPE boot	23024	Boot Kit			ws			L:125/Ø1=27/Ø2=89
1.7 CDTI (59 kW)	03.04 -	MT			24081	Driveshaft	L					L:605.7/A:33/D:22/O:52.3
		MT			24082	Driveshaft	R					L:968.8/A:33/D:22/O:52.3
		MT			23987	Joint Kit			ws		27	A:33/F:24/O:52.25/Z
		MT		TPE boot	23988	Boot Kit			ws			L:120/Ø1=24.5/Ø2=83
1.7 CDTI (74 kW)	03.04 -	MT5			24077	Driveshaft	L				4	L:612/A:33/D:34/O:52.3
		MT5/MT6			24078	Driveshaft	R				5	L:584/A:33/K:34/O:52.3
		MT5			23987	Joint Kit			ws		27	A:33/F:24/O:52.25/Z
		MT5		TPE boot	23988	Boot Kit			ws			L:120/Ø1=24.5/Ø2=83
1.9 CDTI (74 kW)	09.05 -	MT		engine Z19DTL	23997	Joint Kit			ws		27	A:33/F:26/DF:26.9/O:52.25/Z
		MT		TPE boot	23024	Boot Kit			ws			L:125/Ø1=27/Ø2=89
1.9 CDTI (88 kW)	04.04 -	MT		engine Z 19 DTH	24087	Driveshaft	L					L:595.2/A:30/D:25/O:52.3
		MT		engine Z 19 DTH	24088	Driveshaft	R					L:619.7/A:30/K:34/O:52.3
		MT		engine Z19 DT / Z19DTJ / Z19DTL	24084	Driveshaft	R					L:619.7/A:33/K:34/O:52.3
		MT		engine Z 19 DTH	23984	Joint Kit			ws		27	A:30/F:26/O:52.3/Z
		MT		engine Z19 DT / Z19DTJ / Z19DTL	23997	Joint Kit			ws		27	A:33/F:26/DF:26.9/O:52.25/Z
		MT		TPE boot	23024	Boot Kit			ws			L:125/Ø1=27/Ø2=89
1.9 CDTI (110 kW)	04.04 -	MT		engine Z 19 DTH	24087	Driveshaft	L					L:595.2/A:30/D:25/O:52.3
		MT		engine Z 19 DTH	24088	Driveshaft	R					L:619.7/A:30/K:34/O:52.3

		MT		engine Z 19 DTH	23984	Joint Kit			ws		27	A:30/F:26/O:52.3/Z
		MT		TPE boot	23024	Boot Kit			ws			L:125/Ø1=27/Ø2=89
<b>CALIBRA A</b>												
2.0 i (85 kW)	06.90 - 07.97	MT	x		21408	Driveshaft	L				4	L:618/A:33/D:34/ABS:43
		MT	x		21433	Driveshaft	L				4	L:618/A:33/D:34/ABS:29
		MT	x		21409	Driveshaft	R				4	L:965/A:33/D:34/ABS:43
		MT	x		21434	Driveshaft	R				4	L:965/A:33/D:34/ABS:29
		MT/AT	x		21497	Joint Kit			ws		27	A:33/F:25/ABS:43
		MT/AT	x		21427	Joint Kit			ws		27	A:33/F:25/ABS:29
		MT			21457	Joint Kit				gs	30	D:34/G:25
		MT/AT			26039	Boot Kit			ws			L:80/Ø1:22/Ø2:83
2.0 i 16V (100 kW)	02.94 - 07.97	MT	x		26100	Boot Kit				gs		L:94/Ø1=22/Ø2=66
		MT	x		21427	Joint Kit			ws		27	A:33/F:25/ABS:29
2.0 i 16V (110 kW)	06.90 - 02.94	MT	x		21497	Joint Kit			ws		27	A:33/F:25/ABS:43
		MT	x		26039	Boot Kit			ws			L:80/Ø1:22/Ø2:83
		MT	x		21408	Driveshaft	L				4	L:618/A:33/D:34/ABS:43
		MT	x		21433	Driveshaft	L				4	L:618/A:33/D:34/ABS:29
		MT	x		21412	Driveshaft	R				5	L:681/A:33/K:34/ABS:43
		MT	x		21435	Driveshaft	R				5	L:681/A:33/K:34/ABS:29
		MT	x		21497	Joint Kit			ws		27	A:33/F:25/ABS:43
		MT	x		21427	Joint Kit			ws		27	A:33/F:25/ABS:29
2.0 i 4X4 (85 kW)	06.90 - 07.97	MT			21457	Joint Kit	L			gs	30	D:34/G:25
		MT			21498	Joint Kit	R			gs	32	G:25/K:34
		MT			26039	Boot Kit			ws			L:80/Ø1:22/Ø2:83
		MT			26100	Boot Kit				gs		L:94/Ø1=22/Ø2=66
		MT	x		21408	Driveshaft	L	F			4	L:618/A:33/D:34/ABS:43
		MT	x		21433	Driveshaft	L	F			4	L:618/A:33/D:34/ABS:29
		MT	x		21412	Driveshaft	R	F			5	L:681/A:33/K:34/ABS:43
		MT	x		21435	Driveshaft	R	F			5	L:681/A:33/K:34/ABS:29
2.0 i 16V 4X4 (100 kW)	02.94 - 07.97	MT	x		21497	Joint Kit		F	ws		27	A:33/F:25/ABS:43
		MT	x		21427	Joint Kit		F	ws		27	A:33/F:25/ABS:29
		MT			21457	Joint Kit	L	F		gs	30	D:34/G:25
		MT			21498	Joint Kit	R	F		gs	32	G:25/K:34
		MT			26039	Boot Kit		F	ws			L:80/Ø1:22/Ø2:83
		MT			26100	Boot Kit		F		gs		L:94/Ø1=22/Ø2=66
		MT	x		21427	Joint Kit		F	ws		27	A:33/F:25/ABS:29
		MT	x		21497	Joint Kit		F	ws		27	A:33/F:25/ABS:43
2.0 i 16V 4X4 (110 kW)	06.90 - 02.94	MT			26039	Boot Kit		F	ws			L:80/Ø1:22/Ø2:83
		MT	x		21408	Driveshaft	L	F			4	L:618/A:33/D:34/ABS:43
		MT	x		21433	Driveshaft	L	F			4	L:618/A:33/D:34/ABS:29
		MT	x		21412	Driveshaft	R	F			5	L:681/A:33/K:34/ABS:43
		MT	x		21435	Driveshaft	R	F			5	L:681/A:33/K:34/ABS:29
		MT	x		21497	Joint Kit		F	ws		27	A:33/F:25/ABS:43
		MT	x		21427	Joint Kit		F	ws		27	A:33/F:25/ABS:29
		MT			21457	Joint Kit	L	F		gs	30	D:34/G:25
2.0 i Turbo 4X4 (150 kW)	03.92 - 07.97	MT			21498	Joint Kit	R	F		gs	32	G:25/K:34
		MT			26039	Boot Kit		F	ws			L:80/Ø1:22/Ø2:83
		MT			26100	Boot Kit		F		gs		L:94/Ø1=22/Ø2=66
		MT	x		21433	Driveshaft	L	F			4	L:618/A:33/D:34/ABS:29
		MT	x		21435	Driveshaft	R	F			5	L:681/A:33/K:34/ABS:29
		MT	x		21427	Joint Kit		F	ws		27	A:33/F:25/ABS:29




		Transm.	with ABS Ring		Part-No.	Description	L	F	Wheel Side	Gear Box Side	Pic. No.	Technical Specification  Further details on page I
		MT Manual AT Autom.					Left R	Front R				

( OPEL )

( OPEL )

CALIBRA A													
2.0 i Turbo 4X4 (150 kW)	03.92 - 07.97	MT			21457	Joint Kit	L	F		gs	30	D:34/G:25	
		MT			21498	Joint Kit	R	F		gs	32	G:25/K:34	
		MT			26039	Boot Kit		F	ws				L:80/Ø1:22/Ø2:83
		MT			26100	Boot Kit		F		gs			L:94/Ø1=22/Ø2=66
2.5 i V6 (125 kW)	04.93 - 07.97	MT			21457	Joint Kit	L			gs	30	D:34/G:25	
		MT			21498	Joint Kit	R			gs	32	G:25/K:34	
		MT			26039	Boot Kit			ws				L:80/Ø1:22/Ø2:83
		MT			26100	Boot Kit				gs			L:94/Ø1=22/Ø2=66
CAMPO													
3.1 TD 4X4 (TFS69) (80 kW)	12.92 -	MT		engine 4JG2T	21483	Joint Kit		F	ws		27	A:17/F:26/O:53/Z	
		MT		engine 4JG2T	25516	Boot Kit		F	ws				L:108/Ø1=28/Ø2=90
COMBO													
1.2 (33 kW)	07.94 - 10.01	MT	x		21471	Driveshaft	L				4	L:590.5/A:22/ABS:29	
		MT	x		21470	Driveshaft	R				4	L:940.5/A:22/ABS:29	
		MT	x		21429	Joint Kit			ws		27	A:22/F:28/O:52/Z/ABS:29	
1.4 (44/60 kW)	07.94 - 10.01	MT	x		21471	Driveshaft	L				4	L:590.5/A:22/ABS:29	
		MT	x		21470	Driveshaft	R				4	L:940.5/A:22/ABS:29	
		MT	x		21429	Joint Kit			ws		27	A:22/F:28/O:52/Z/ABS:29	
		MT		08.97 -	23104	Boot Kit				gs			L:112/Ø1=23/Ø2=77
1.7 D (44 kW)	07.94 - 10.01	MT	x		21471	Driveshaft	L				4	L:590.5/A:22/ABS:29	
		MT	x		21470	Driveshaft	R				4	L:940.5/A:22/ABS:29	
		MT	x		21429	Joint Kit			ws		27	A:22/F:28/O:52/Z/ABS:29	
		MT		08.97 -	23104	Boot Kit				gs			L:112/Ø1=23/Ø2=77
COMBO TOUR / VAN													
1.4 16V (66 kW)	10.04 -	MT/AT	x	Ch.-No. 2300000 -, 24000001 -, 26000001 -	24056	Driveshaft	L				4	A:22/O:52/ABS:29	
		MT/AT	x	Ch.-No. 2300000 -, 24000001 -, 26000001 -	24057	Driveshaft	R				4	A:22/O:52/ABS:29	
		MT	x		24280	Joint Kit			ws		27	A:22/F:28/O:52/Z/ABS:29	
		MT		TPE boot	24281	Boot Kit			ws				L:126/Ø1=23.2/Ø2=79.8
1.6 (64 kW)	10.01 -	MT/AT	x	Ch.-No. 2300000 -, 24000001 -, 26000001 -	24056	Driveshaft	L				4	A:22/O:52/ABS:29	
		MT/AT	x	Ch.-No. 2300000 -, 24000001 -, 26000001 -	24057	Driveshaft	R				4	A:22/O:52/ABS:29	
		MT	x		24280	Joint Kit			ws		27	A:22/F:28/O:52/Z/ABS:29	
		MT		TPE boot	24281	Boot Kit			ws				L:126/Ø1=23.2/Ø2=79.8
1.3 CDTI 16V (51/55 kW)	10.04 -	MT	x		24280	Joint Kit			ws		27	A:22/F:28/O:52/Z/ABS:29	
		MT		TPE boot	24281	Boot Kit			ws			L:126/Ø1=23.2/Ø2=79.8	
		MT			24694	Boot Kit				gs			L:86/Ø1=20.65/Ø2=65.8
1.7 DI 16V (48 kW)	10.01 -	MT/AT	x		24056	Driveshaft	L				4	A:22/O:52/ABS:29	
		MT/AT	x		24057	Driveshaft	R				4	A:22/O:52/ABS:29	
		MT	x		24280	Joint Kit			ws		27	A:22/F:28/O:52/Z/ABS:29	
		MT		TPE boot	24281	Boot Kit			ws				L:126/Ø1=23.2/Ø2=79.8
1.7 DTI 16V (55 kW)	10.01 -	MT	x		23992	Joint Kit			ws		27	A:22/F:23/O:52/Z/ABS:29	

		MT		TPE boot	23993	Boot Kit			ws			L:126/Ø1=23.4/Ø2=80
		MT			24694	Boot Kit				gs		L:86/Ø1=20.65/Ø2=65.8
1.7 CDTI 16V (74 kW)	12.04 -	MT			24695	Boot Kit				gs		L:87/Ø1=20.25/Ø2=69.4
<b>CORSA A</b>												
1.0 - 1.4	09.82 - 03.93	MT			21431	Driveshaft	R				4	L:907.5/A:22/D:22
		MT			21432	Joint Kit			ws		27	A:22/F:28/O:52/Z
		MT			23103	Boot Kit			ws			L:110/Ø1=23/Ø2=78
		MT			23104	Boot Kit				gs		L:112/Ø1=23/Ø2=77
1.5 D (37 kW)	09.87 - 03.93	MT			21431	Driveshaft	R				4	L:907.5/A:22/D:22
		MT			21432	Joint Kit			ws		27	A:22/F:28/O:52/Z
1.5 TD (49 kW)	10.87 - 03.93	MT			21452	Joint Kit			ws		27	A:22/F:22/O:52/Z
		MT			21451	Joint Kit				gs	30	D:22/G:22
		MT			26027	Boot Kit			ws			L:80/Ø1:18/Ø2:76
		MT			26085	Boot Kit				gs		L:98/Ø1=20/Ø2=54
1.6 GSI (72/74 kW)	05.88 - 03.93	MT			21452	Joint Kit			ws		27	A:22/F:22/O:52/Z
		MT			21451	Joint Kit				gs	30	D:22/G:22
		MT			26027	Boot Kit			ws			L:80/Ø1:18/Ø2:76
		MT			26085	Boot Kit				gs		L:98/Ø1=20/Ø2=54
<b>CORSA A VAN</b>												
1.0 - 1.3	02.86 - 04.89	MT			21431	Driveshaft	R				4	L:907.5/A:22/D:22
		MT			21432	Joint Kit			ws		27	A:22/F:28/O:52/Z
		MT			23103	Boot Kit			ws			L:110/Ø1=23/Ø2=78
		MT			23104	Boot Kit				gs		L:112/Ø1=23/Ø2=77
1.5 D (37 kW)	06.87 - 04.89	MT			21431	Driveshaft	R				4	L:907.5/A:22/D:22
		MT			21432	Joint Kit			ws		27	A:22/F:28/O:52/Z
<b>CORSA B</b>												
1.0 i 12V (40 kW)	11.96 - 09.00	MT	x		21583	Driveshaft	L				4	L:561/A:22/D:22/ABS:29
		MT	x		21584	Driveshaft	R				4	L:910/A:22/D:22/ABS:29
		MT	x		21822	Joint Kit			ws		27	A:22/F:28/DF:21.59/X/ABS:29/Ø Joint:82
		MT	x	Driveshaft: Delphi	21800	Joint Kit			ws		27	A:22/F:28/DF:21.59/Z/ABS:29/Ø Joint:74
		MT		TPE boot	21823	Boot Kit			ws			L:122/Ø1=22/Ø2=79
		MT		Driveshaft: Delphi, TPE boot	21807	Boot Kit			ws			L:127/Ø1=22/Ø2=72
		MT			22279	Boot Kit				gs		L:105/Ø1=22/Ø2=67
1.2 i (33 kW)	03.93 - 09.00	MT	x		21471	Driveshaft	L				4	L:590.5/A:22/ABS:29
		MT	x		21470	Driveshaft	R				4	L:940.5/A:22/ABS:29
		MT	x		21429	Joint Kit			ws		27	A:22/F:28/O:52/Z/ABS:29
		MT		09.97 -	23104	Boot Kit				gs		L:112/Ø1=23/Ø2=77
1.2 i 16V (48 kW)	03.98 - 09.00	MT	x		21471	Driveshaft	L				4	L:590.5/A:22/ABS:29
		MT	x		21470	Driveshaft	R				4	L:940.5/A:22/ABS:29
		MT	x		21429	Joint Kit			ws		27	A:22/F:28/O:52/Z/ABS:29
		MT		TPE boot	21807	Boot Kit			ws			L:127/Ø1=22/Ø2=72
		MT			23104	Boot Kit				gs		L:112/Ø1=23/Ø2=77
1.4 i (44 kW)	03.93 - 09.00	MT	x		21471	Driveshaft	L				4	L:590.5/A:22/ABS:29
		MT	x		21470	Driveshaft	R				4	L:940.5/A:22/ABS:29
		MT	x		21429	Joint Kit			ws		27	A:22/F:28/O:52/Z/ABS:29
		MT		09.97 -	23104	Boot Kit				gs		L:112/Ø1=23/Ø2=77
1.4 i 16V (66 kW)	09.94 - 09.00	MT	x		21471	Driveshaft	L				4	L:590.5/A:22/ABS:29
		MT	x		21470	Driveshaft	R				4	L:940.5/A:22/ABS:29
		MT	x		21429	Joint Kit			ws		27	A:22/F:28/O:52/Z/ABS:29
1.4 Si (60 kW)	03.93 - 09.00	MT	x		21471	Driveshaft	L				4	L:590.5/A:22/ABS:29

		Transm.	with ABS Ring		Part-No.	Description	L	F	Wheel Side	Gear Box Side	Pic. No.	Technical Specification  Further details on page I
		MT Manual AT Autom.					Left R Right	Front R Rear				

( OPEL )

( OPEL )

CORSA B													
1.4 Si (60 kW)	03.93 - 09.00	MT	x		21470	Driveshaft	R				4	L:940.5/A:22/ABS:29	
		MT	x		21429	Joint Kit			ws		27	A:22/F:28/O:52/Z/ABS:29	
1.5 D (37 kW)	03.93 - 09.00	MT	x		21471	Driveshaft	L				4	L:590.5/A:22/ABS:29	
		MT	x		21470	Driveshaft	R				4	L:940.5/A:22/ABS:29	
1.5 TD (49 kW)	03.93 - 09.00	MT	x		21429	Joint Kit			ws		27	A:22/F:28/O:52/Z/ABS:29	
		MT	x		21471	Driveshaft	L				4	L:590.5/A:22/ABS:29	
		MT	x		21470	Driveshaft	R				4	L:940.5/A:22/ABS:29	
		MT	x		21429	Joint Kit			ws		27	A:22/F:28/O:52/Z/ABS:29	
1.6 GSI 16V (80 kW)	03.93 - 09.00	MT		09.97 -	23104	Boot Kit				gs		L:112/Ø1=23/Ø2=77	
		MT			21451	Joint Kit				gs	30	D:22/G:22	
		MT			26085	Boot Kit				gs		L:98/Ø1=20/Ø2=54	
		MT			21451	Joint Kit				gs	30	D:22/G:22	
1.6 i 16V (78 kW)	09.94 - 09.00	MT			26085	Boot Kit				gs		L:98/Ø1=20/Ø2=54	
		MT			21471	Driveshaft	L				4	L:590.5/A:22/ABS:29	
1.7 D (44 kW)	02.96 - 09.00	MT	x		21470	Driveshaft	R				4	L:940.5/A:22/ABS:29	
		MT	x		21429	Joint Kit			ws		27	A:22/F:28/O:52/Z/ABS:29	
		MT	x		21471	Driveshaft	L				4	L:590.5/A:22/ABS:29	
		MT			23104	Boot Kit				gs		L:112/Ø1=23/Ø2=77	
CORSA C													
1.0 (43/44 kW)	09.00 -	MT/AT	x		24052	Driveshaft	L				4	L:585/A:22/D:22/O:52/ABS:29	
		MT/AT	x		24053	Driveshaft	R				4	L:933/A:22/D:22/O:52/ABS:29	
	09.00 -	MT	x		21800	Joint Kit			ws		27	A:22/F:28/DF:21.59/Z/ABS:29/Ø Joint:74	
		MT			21807	Boot Kit			ws			L:127/Ø1=22/Ø2=72	
1.2 (55 kW)	09.00 -	MT		TPE boot	22280	Boot Kit				gs		L:93/Ø1=22/Ø2=66	
		MT/AT	x		Ch.-No. - 13999999, -14999999, -16999999	23999	Driveshaft	L				4	L:560/A:22/D:22/O:52/ABS:29
		MT/AT	x		Ch.-No. 23000000 -, 24000001 -, 26000001 -	24052	Driveshaft	L				4	L:585/A:22/D:22/O:52/ABS:29
		MT/AT	x		Ch.-No. - 13999999, -14999999, -16999999	24000	Driveshaft	R				4	L:914/A:22/D:22/O:52/ABS:29
		MT/AT	x		Ch.-No. 23000000 -, 24000001 -, 26000001 -	24053	Driveshaft	R				4	L:933/A:22/D:22/O:52/ABS:29
		MT	x			21800	Joint Kit			ws		27	A:22/F:28/DF:21.59/Z/ABS:29/Ø Joint:74
		MT			TPE boot	21807	Boot Kit			ws			L:127/Ø1=22/Ø2=72
		MT			Ch.-No. - 13999999, -14999999, -16999999	23104	Boot Kit				gs		L:112/Ø1=23/Ø2=77
1.2 Twinport (59 kW)	07.04 -	MT		Ch.-No. 23000000 -, 24000001 -, 26000001 -	22280	Boot Kit				gs		L:93/Ø1=22/Ø2=66	
		MT/AT	x		Ch.-No. 23000000 -, 24000001 -, 26000001 -	23999	Driveshaft	L				4	L:560/A:22/D:22/O:52/ABS:29
		MT/AT	x		Ch.-No. 23000000 -, 24000001 -, 26000001 -	24000	Driveshaft	R				4	L:914/A:22/D:22/O:52/ABS:29
		MT	x			21800	Joint Kit			ws		27	A:22/F:28/DF:21.59/Z/ABS:29/Ø Joint:74
		MT			TPE boot	21807	Boot Kit			ws			L:127/Ø1=22/Ø2=72
1.4 (66 kW)	09.00 -	MT		Ch.-No. 23000000 -, 24000001 -, 26000001 -	22280	Boot Kit				gs		L:93/Ø1=22/Ø2=66	
		MT/AT	x		Ch.-No. - 13999999, -14999999, -16999999	24054	Driveshaft	L				4	A:22/O:52/ABS:29
		MT/AT	x		Ch.-No. 23000000 -, 24000001 -, 26000001 -	24056	Driveshaft	L				4	A:22/O:52/ABS:29
		MT/AT	x		Ch.-No. - 13999999, -14999999, -16999999	24055	Driveshaft	R				4	A:22/O:52/ABS:29
		MT/AT	x		Ch.-No. 23000000 -, 24000001 -, 26000001 -	24057	Driveshaft	R				4	A:22/O:52/ABS:29
		MT	x		24280	Joint Kit			ws		27	A:22/F:28/O:52/Z/ABS:29	



		MT		TPE boot	<b>24281</b>	Boot Kit		ws		L:126/Ø1=23.2/Ø2=79.8
		MT		Ch.-No. - 13999999, -14999999, - 16999999	<b>23104</b>	Boot Kit		gs		L:112/Ø1=23/Ø2=77
1.4 Twinport (66 kW)	06.03 -	MT/AT	x	Ch.-No. 2300000 -, 24000001 -, 26000001 -	<b>24056</b>	Driveshaft	L		4	A:22/O:52/ABS:29
		MT/AT	x	Ch.-No. 2300000 -, 24000001 -, 26000001 -	<b>24057</b>	Driveshaft	R		4	A:22/O:52/ABS:29
1.8 (92 kW)	09.00 -	MT	x		<b>23992</b>	Joint Kit		ws	27	A:22/F:23/O:52/Z/ABS:29
		MT		TPE boot	<b>23993</b>	Boot Kit		ws		L:126/Ø1=23.4/Ø2=80
		MT		Ch.-No. 23000001 -	<b>24694</b>	Boot Kit		gs		L:86/Ø1=20.65/Ø2=65.8
1.3 CDTI (51 kW)	06.03 -	MT/AT	x	Ch.-No. 24000001 -, 26000001 -	<b>24056</b>	Driveshaft	L		4	A:22/O:52/ABS:29
		MT/AT	x	Ch.-No. 24000001 -, 26000001 -	<b>24057</b>	Driveshaft	R		4	A:22/O:52/ABS:29
		MT	x		<b>24280</b>	Joint Kit		ws	27	A:22/F:28/O:52/Z/ABS:29
		MT		TPE boot	<b>24281</b>	Boot Kit		ws		L:126/Ø1=23.2/Ø2=79.8
1.7 DI (48 kW)	09.00 -	MT/AT	x	Ch.-No. -14999999, - 16999999	<b>24054</b>	Driveshaft	L		4	A:22/O:52/ABS:29
		MT/AT	x	Ch.-No. 24000001 -, 26000001 -	<b>24056</b>	Driveshaft	L		4	A:22/O:52/ABS:29
		MT/AT	x	Ch.-No. -14999999, - 16999999	<b>24055</b>	Driveshaft	R		4	A:22/O:52/ABS:29
		MT/AT	x	Ch.-No. 24000001 -, 26000001 -	<b>24057</b>	Driveshaft	R		4	A:22/O:52/ABS:29
		MT	x		<b>24280</b>	Joint Kit		ws	27	A:22/F:28/O:52/Z/ABS:29
		MT		TPE boot	<b>24281</b>	Boot Kit		ws		L:126/Ø1=23.2/Ø2=79.8
		MT		Ch.-No. -14999999, - 16999999	<b>23104</b>	Boot Kit		gs		L:112/Ø1=23/Ø2=77
1.7 DTI (55 kW)	09.00 -	MT/AT	x	Ch.-No. -14999999, - 16999999	<b>24054</b>	Driveshaft	L		4	A:22/O:52/ABS:29
		MT/AT	x	Ch.-No. 24000001 -, 26000001 -	<b>24056</b>	Driveshaft	L		4	A:22/O:52/ABS:29
		MT/AT	x	Ch.-No. -14999999, - 16999999	<b>24055</b>	Driveshaft	R		4	A:22/O:52/ABS:29
		MT/AT	x	Ch.-No. 24000001 -, 26000001 -	<b>24057</b>	Driveshaft	R		4	A:22/O:52/ABS:29
		MT	x		<b>24280</b>	Joint Kit		ws	27	A:22/F:28/O:52/Z/ABS:29
		MT		TPE boot	<b>24281</b>	Boot Kit		ws		L:126/Ø1=23.2/Ø2=79.8
		MT		Ch.-No. -14999999, - 16999999	<b>23104</b>	Boot Kit		gs		L:112/Ø1=23/Ø2=77
1.7 CDTI (74 kW)	06.03 -	MT	x		<b>23989</b>	Joint Kit		ws	27	A:33/F:24/O:52/Z/ABS:29
		MT		TPE boot	<b>23990</b>	Boot Kit		ws		L:120/Ø1=24.5/Ø2=83
		MT			<b>24695</b>	Boot Kit		gs		L:87/Ø1=20.25/Ø2=69.4

### CORSA C VAN

1.2 16V (55 kW)	09.00 -	MT/AT	x	Ch.-No. - 13999999, -14999999, - 16999999	<b>23999</b>	Driveshaft	L		4	L:560/A:22/D:22/O:52/ABS:29
		MT/AT	x	Ch.-No. 2300000 -, 24000001 -, 26000001 -	<b>24052</b>	Driveshaft	L		4	L:585/A:22/D:22/O:52/ABS:29
		MT/AT	x	Ch.-No. - 13999999, -14999999, - 16999999	<b>24000</b>	Driveshaft	R		4	L:914/A:22/D:22/O:52/ABS:29
		MT/AT	x	Ch.-No. 2300000 -, 24000001 -, 26000001 -	<b>24053</b>	Driveshaft	R		4	L:933/A:22/D:22/O:52/ABS:29
1.2 (59 kW)	07.05 -	MT/AT	x	Ch.-No. 2300000 -, 24000001 -, 26000001 -	<b>23999</b>	Driveshaft	L		4	L:560/A:22/D:22/O:52/ABS:29
		MT/AT	x	Ch.-No. 2300000 -, 24000001 -, 26000001 -	<b>24000</b>	Driveshaft	R		4	L:914/A:22/D:22/O:52/ABS:29
1.3 CDTI (51 kW)	08.05 -	MT/AT	x	Ch.-No. 24000001 -, 26000001 -	<b>24056</b>	Driveshaft	L		4	A:22/O:52/ABS:29
		MT/AT	x	Ch.-No. 24000001 -, 26000001 -	<b>24057</b>	Driveshaft	R		4	A:22/O:52/ABS:29
		MT	x		<b>24280</b>	Joint Kit		ws	27	A:22/F:28/O:52/Z/ABS:29
		MT		TPE boot	<b>24281</b>	Boot Kit		ws		L:126/Ø1=23.2/Ø2=79.8
1.7 DI 16V (48 kW)	09.00 -	MT/AT	x	Ch.-No. -14999999, - 16999999	<b>24054</b>	Driveshaft	L		4	A:22/O:52/ABS:29
		MT/AT	x	Ch.-No. 24000001 -, 26000001 -	<b>24056</b>	Driveshaft	L		4	A:22/O:52/ABS:29
		MT/AT	x	Ch.-No. -14999999, - 16999999	<b>24055</b>	Driveshaft	R		4	A:22/O:52/ABS:29
		MT/AT	x	Ch.-No. 24000001 -, 26000001 -	<b>24057</b>	Driveshaft	R		4	A:22/O:52/ABS:29
		MT	x		<b>24280</b>	Joint Kit		ws	27	A:22/F:28/O:52/Z/ABS:29
		MT		TPE boot	<b>24281</b>	Boot Kit		ws		L:126/Ø1=23.2/Ø2=79.8
1.7 DTI 16V (55 kW)	09.00 -	MT/AT	x	Ch.-No. -14999999, - 16999999	<b>24054</b>	Driveshaft	L		4	A:22/O:52/ABS:29
		MT/AT	x	Ch.-No. 24000001 -, 26000001 -	<b>24056</b>	Driveshaft	L		4	A:22/O:52/ABS:29
		MT/AT	x	Ch.-No. -14999999, - 16999999	<b>24055</b>	Driveshaft	R		4	A:22/O:52/ABS:29
		MT/AT	x	Ch.-No. 24000001 -, 26000001 -	<b>24057</b>	Driveshaft	R		4	A:22/O:52/ABS:29
	09.00 -	MT/AT	x		<b>23992</b>	Joint Kit		ws	27	A:22/F:23/O:52/Z/ABS:29
		MT/AT		TPE boot	<b>23993</b>	Boot Kit		ws		L:126/Ø1=23.4/Ø2=80

		Transm. <b>MT</b> Manual <b>AT</b> Autom.	with ABS Ring		<b>Part-No.</b>	<b>Description</b>	<b>L</b> Left <b>R</b> Right	<b>F</b> Front <b>R</b> Rear	<b>Wheel</b> <b>Side</b>	<b>Gear</b> <b>Box</b> <b>Side</b>	<b>Pic.</b> <b>No.</b>	<b>Technical Specification</b>  Further details on page I
---	---	---	---------------------	--	-----------------	--------------------	---------------------------------------	---------------------------------------	-----------------------------	--	---------------------------	---

( OPEL )

( OPEL )

CORSA C VAN												
1.7 CDTI (74 kW)	08.03 -	MT			<b>24695</b>	Boot Kit				gs		L:87/Ø1=20.25/Ø2=69.4
CORSA D												
1.0 (44 kW)	07.06 -	MT		Manufacturer: DELPHI	<b>24780</b>	Driveshaft	L				6	L:616/A:22/D:22
		MT		Manufacturer: GKN , Ch.-No. - 84239420	<b>24780</b>	Driveshaft	L				6	L:616/A:22/D:22
		MT		Manufacturer: GKN , Ch.-No. 84239421 -	<b>24786</b>	Driveshaft	L				6	L:617/A:22/D:22
		MT		Manufacturer: DELPHI	<b>24785</b>	Driveshaft	R				6	L:920/A:22/D:22
		MT		Manufacturer: GKN , Ch.-No. - 84239420	<b>24785</b>	Driveshaft	R				6	L:920/A:22/D:22
		MT		Manufacturer: GKN , Ch.-No. 84239421 -	<b>24787</b>	Driveshaft	R				6	L:919/A:22/D:22
1.2 (51 kW)	06.10 -	MT		Manufacturer: GKN	<b>24786</b>	Driveshaft	L				6	L:617/A:22/D:22
		MT		Manufacturer: GKN	<b>24788</b>	Driveshaft	R				6	L:920/A:22/D:22/, (+ vibration damper
1.2 (59 kW)	07.06 -	MT		Manufacturer: DELPHI	<b>24780</b>	Driveshaft	L				6	L:616/A:22/D:22
		MT		Manufacturer: GKN , Ch.-No. - 84239420	<b>24780</b>	Driveshaft	L				6	L:616/A:22/D:22
		MT		Manufacturer: GKN , Ch.-No. 84239421 -	<b>24786</b>	Driveshaft	L				6	L:617/A:22/D:22
		MT		Manufacturer: DELPHI	<b>24785</b>	Driveshaft	R				6	L:920/A:22/D:22
		MT		Manufacturer: GKN , Ch.-No. - 84239420	<b>24779</b>	Driveshaft	R				6	L:918/A:22/D:22/(+)+vibration damper
		MT		Manufacturer: GKN , Ch.-No. 84239421 -	<b>24788</b>	Driveshaft	R				6	L:920/A:22/D:22/(+)+vibration damper
1.2 LPG (59 kW)	09.09 -	MT		Manufacturer: DELPHI	<b>24780</b>	Driveshaft	L				6	L:616/A:22/D:22
		MT		Manufacturer: GKN , Ch.-No. - 84239420	<b>24780</b>	Driveshaft	L				6	L:616/A:22/D:22
		MT		Manufacturer: GKN , Ch.-No. 84239421 -	<b>24786</b>	Driveshaft	L				6	L:617/A:22/D:22
		MT		Manufacturer: DELPHI	<b>24785</b>	Driveshaft	R				6	L:920/A:22/D:22
		MT		Manufacturer: GKN , Ch.-No. - 84239420	<b>24779</b>	Driveshaft	R				6	L:918/A:22/D:22/(+)+vibration damper
		MT		Manufacturer: GKN , Ch.-No. 84239421 -	<b>24788</b>	Driveshaft	R				6	L:920/A:22/D:22/(+)+vibration damper
1.2 (63 kW)	06.10 -	MT		Manufacturer: GKN	<b>24786</b>	Driveshaft	L				6	L:617/A:22/D:22
		MT		Manufacturer: GKN	<b>24788</b>	Driveshaft	R				6	L:920/A:22/D:22/(+)+vibration damper
1.4 LPG (66 kW)	07.06 -	MT		Manufacturer: GKN	<b>24780</b>	Driveshaft	L				6	L:616/A:22/D:22
		MT		Manufacturer: GKN	<b>24779</b>	Driveshaft	R				6	L:918/A:22/D:22/(+)+vibration damper
1.4 (74 kW)	06.10 -	MT		Manufacturer: GKN	<b>24780</b>	Driveshaft	L				6	L:616/A:22/D:22
		MT		Manufacturer: GKN	<b>24779</b>	Driveshaft	R				6	L:918/A:22/D:22/(+)+vibration damper
1.4 (66 kW)	07.06 -	MT			<b>24297</b>	Joint Kit			ws		27	A:22/F:21/O:51/Z
		MT		TPE boot	<b>24298</b>	Boot Kit			ws			L:115/Ø1=22.5/Ø2=74.6
1.3 CDTI (55 kW)	07.06 -	MT			<b>24783</b>	Driveshaft	L				6	L:616/A:25/D:22
		MT			<b>24784</b>	Driveshaft	R				6	L:920/A:25/D:22/(+)+vibration damper
		MT			<b>24295</b>	Joint Kit			ws		27	A:25/F:23/O:51/Z
		MT		TPE boot	<b>24296</b>	Boot Kit			ws			L:120.25/Ø1=24.5/Ø2=81.6
		MT			<b>24694</b>	Boot Kit				gs		L:86/Ø1=20.65/Ø2=65.8
1.3 CDTI (66 kW)	07.06 -	MT			<b>24782</b>	Driveshaft	L				6	L:579/A:25/D:25
		MT			<b>24781</b>	Driveshaft	R				6	L:955/A:25/D:25/(+)+vibration damper
		MT			<b>24295</b>	Joint Kit			ws		27	A:25/F:23/O:51/Z
		MT		TPE boot	<b>24296</b>	Boot Kit			ws			L:120.25/Ø1=24.5/Ø2=81.6
		MT			<b>24694</b>	Boot Kit				gs		L:86/Ø1=20.65/Ø2=65.8

<b>FRONTERA A</b>												
2.0 i (85 kW)	03.92 - 10.98	MT/AT MT/AT			<b>22244</b> <b>23248</b>	Boot Kit Boot Kit			ws	gs	L:91/Ø1=26/Ø2=78 L:95/Ø1=23/Ø2=77	
2.2 i (100 kW)	03.95 - 10.98	MT/AT MT/AT			<b>22244</b> <b>23248</b>	Boot Kit Boot Kit		ws	gs		L:91/Ø1=26/Ø2=78 L:95/Ø1=23/Ø2=77	
2.4 i (92 kW)	03.92 - 10.98	MT/AT MT/AT			<b>22244</b> <b>23248</b>	Boot Kit Boot Kit		ws	gs		L:91/Ø1=26/Ø2=78 L:95/Ø1=23/Ø2=77	
2.3 TD (74 kW)	03.92 - 10.98	MT/AT MT/AT			<b>22244</b> <b>23248</b>	Boot Kit Boot Kit		ws	gs		L:91/Ø1=26/Ø2=78 L:95/Ø1=23/Ø2=77	
2.8 TD (83 kW)	03.95 - 10.98	MT/AT MT/AT			<b>22244</b> <b>23248</b>	Boot Kit Boot Kit		ws	gs		L:91/Ø1=26/Ø2=78 L:95/Ø1=23/Ø2=77	
<b>FRONTERA B</b>												
2.2 i (100 kW)	10.98 -	MT/AT MT/AT			<b>24368</b> <b>24369</b>	Boot Kit Boot Kit		ws	gs		L:101/Ø1=24/Ø2=83 L:99/Ø1=25/Ø2=83	
3.2 i (151 kW)	10.98 -	MT/AT MT/AT			<b>24368</b> <b>24369</b>	Boot Kit Boot Kit		ws	gs		L:101/Ø1=24/Ø2=83 L:99/Ø1=25/Ø2=83	
2.2 DTI (85 kW)	10.98 - 09.02	MT/AT MT/AT			<b>24368</b> <b>24369</b>	Boot Kit Boot Kit		ws	gs		L:101/Ø1=24/Ø2=83 L:99/Ø1=25/Ø2=83	
2.2 DTI (88 kW)	09.02 -	MT/AT MT/AT			<b>24368</b> <b>24369</b>	Boot Kit Boot Kit		ws	gs		L:101/Ø1=24/Ø2=83 L:99/Ø1=25/Ø2=83	
<b>INSIGNIA</b>												
1.6 (85 kW)	07.08 -	MT MT		TPE boot	<b>24590</b> <b>24591</b>	Joint Kit Boot Kit		ws		27	A:30/F:24/O:52.3/Z L:120/Ø1=24.5/Ø2=83	
1.6 Turbo (132 kW)	07.08 -	MT MT		TPE boot	<b>23984</b> <b>23024</b>	Joint Kit Boot Kit		ws		27	A:30/F:26/O:52.3/Z L:125/Ø1=27/Ø2=89	
1.8 (103 kW)	07.08 -	MT MT		TPE boot	<b>24590</b> <b>24591</b>	Joint Kit Boot Kit		ws	ws	27	A:30/F:24/O:52.3/Z L:120/Ø1=24.5/Ø2=83	
2.0 Turbo (162 kW)	07.08 -	MT/AT MT/AT		TPE boot	<b>23984</b> <b>23024</b>	Joint Kit Boot Kit		ws	ws	27	A:30/F:26/O:52.3/Z L:125/Ø1=27/Ø2=89	
2.0 Turbo 4x4 (162 kW)	07.08 -	MT/AT MT/AT		TPE boot	<b>23984</b> <b>23024</b>	Joint Kit Boot Kit	F	ws	ws	27	A:30/F:26/O:52.3/Z L:125/Ø1=27/Ø2=89	
2.8 V6 Turbo 4x4 (191 kW)	07.08 -	MT/AT MT/AT		TPE boot	<b>24593</b> <b>24594</b>	Joint Kit Boot Kit	F	ws	ws	27	A:30/F:30/O:59/Z L:120/Ø1=28.5/Ø2=99.4	
2.0 CDTI (81 kW)	07.08 -	MT MT		TPE boot	<b>23984</b> <b>23024</b>	Joint Kit Boot Kit		ws	ws	27	A:30/F:26/O:52.3/Z L:125/Ø1=27/Ø2=89	
2.0 CDTI (96/118 kW)	07.08 -	MT/AT MT/AT		TPE boot	<b>23984</b> <b>23024</b>	Joint Kit Boot Kit		ws	ws	27	A:30/F:26/O:52.3/Z L:125/Ø1=27/Ø2=89	
<b>KADETT D</b>												
1.2 / 1.3 (39-55 kW)	08.79 - 08.84	MT MT MT MT MT MT		Ch.-No. C-000091 - Ch.-No. C-000091 - Ch.-No. - C-000090 Ch.-No. C-000091 -	<b>21447</b> <b>21448</b> <b>21450</b> <b>21452</b> <b>21451</b> <b>26027</b> <b>26085</b>	Driveshaft Driveshaft Joint Kit Joint Kit Joint Kit Boot Kit Boot Kit	L R		ws ws	gs	4 4 27 27 30 30 30	L:597.5/A:22/D:22 L:940.5/A:22/D:22 A:22/F:22/O:52/Z A:22/F:22/O:52/Z D:22/G:22 L:80/Ø1:18/Ø2:76 L:98/Ø1=20/Ø2=54
1.6 D (40 kW)	03.82 - 08.84	MT MT MT MT			<b>21455</b> <b>21457</b> <b>26039</b> <b>26100</b>	Joint Kit Joint Kit Boot Kit Boot Kit		ws	gs	27 30	A:33/F:25 D:34/G:25 L:80/Ø1:22/Ø2:83 L:94/Ø1=22/Ø2=66	

		Transm.	with ABS Ring		Part-No.	Description	L Left R Right	F Front R Rear	Wheel Side	Gear Box Side	Pic. No.	Technical Specification  Further details on page I
		MT Manual AT Autom.										

( OPEL )

( OPEL )

KADETT D													
1.6 S (66 kW)	09.81 - 08.84	MT			21455	Joint Kit			ws		27	A:33/F:25	
		MT			21457	Joint Kit				gs	30	D:34/G:25	
		MT			26039	Boot Kit			ws			L:80/Ø1:22/Ø2:83	
		MT			26100	Boot Kit				gs		L:94/Ø1=22/Ø2=66	
1.8 GT/E (85 kW)	02.83 - 08.84	MT			21455	Joint Kit			ws		27	A:33/F:25	
		MT			21457	Joint Kit				gs	30	D:34/G:25	
		MT			26039	Boot Kit			ws			L:80/Ø1:22/Ø2:83	
		MT			26100	Boot Kit				gs		L:94/Ø1=22/Ø2=66	
KADETT D CARAVAN													
1.2 / 1.3 (39-55 kW)	08.79 - 07.82	MT		Ch.-No. C-000091 -	21447	Driveshaft	L				4	L:597.5/A:22/D:22	
		MT		Ch.-No. C-000091 -	21448	Driveshaft	R				4	L:940.5/A:22/D:22	
		MT		Ch.-No. - C-000090	21450	Joint Kit			ws			27	A:22/F:22/O:52/Z
		MT		Ch.-No. C-000091 -	21452	Joint Kit			ws			27	A:22/F:22/O:52/Z
		MT			21451	Joint Kit				gs		30	D:22/G:22
		MT			26027	Boot Kit			ws				L:80/Ø1:18/Ø2:76
1.6 D (40 kW)	03.82 - 08.84	MT			21455	Joint Kit			ws		27	A:33/F:25	
		MT			21457	Joint Kit				gs	30	D:34/G:25	
		MT			26039	Boot Kit			ws			L:80/Ø1:22/Ø2:83	
		MT			26100	Boot Kit				gs		L:94/Ø1=22/Ø2=66	
1.6 S (66 kW)	09.81 - 08.84	MT			21455	Joint Kit			ws		27	A:33/F:25	
		MT			21457	Joint Kit				gs	30	D:34/G:25	
		MT			26039	Boot Kit			ws			L:80/Ø1:22/Ø2:83	
		MT			26100	Boot Kit				gs		L:94/Ø1=22/Ø2=66	
KADETT E													
1.2 - 1.4 (40-55 kW)	09.84 - 02.93	MT			21447	Driveshaft	L				4	L:597.5/A:22/D:22	
		MT			21448	Driveshaft	R				4	L:940.5/A:22/D:22	
		MT			21452	Joint Kit			ws			27	A:22/F:22/O:52/Z
		MT	x		21428	Joint Kit			ws			27	A:22/F:22/O:52/Z/ABS:29
		MT			21451	Joint Kit				gs		30	D:22/G:22
		MT			26027	Boot Kit			ws				L:80/Ø1:18/Ø2:76
1.6 D (40 kW)	09.84 - 01.89	MT			21455	Joint Kit			ws		27	A:33/F:25	
		MT	x		21427	Joint Kit			ws		27	A:33/F:25/ABS:29	
		MT	x	gear F13	21497	Joint Kit			ws		27	A:33/F:25/ABS:43	
		MT			21451	Joint Kit				gs	30	D:22/G:22	
		MT			26039	Boot Kit			ws				L:80/Ø1:22/Ø2:83
		MT			26085	Boot Kit				gs			L:98/Ø1=20/Ø2=54
1.6 i (55 kW)	09.86 - 02.93	MT			21447	Driveshaft	L				4	L:597.5/A:22/D:22	
		AT			21458	Driveshaft	L				5	L:540/A:22/K:34	

		MT			21448	Driveshaft	R			4	L:940.5/A:22/D:22
		AT			21459	Driveshaft	R			4	L:636.5/A:22/D:34
		MT/AT			21452	Joint Kit			ws	27	A:22/F:22/O:52/Z
		MT	x		21428	Joint Kit			ws	27	A:22/F:22/O:52/Z/ABS:29
		AT	x		21497	Joint Kit			ws	27	A:33/F:25/ABS:43
		MT			21451	Joint Kit			gs	30	D:22/G:22
		MT/AT			26027	Boot Kit			ws		L:80/Ø1:18/Ø2:76
		AT		ABS	26039	Boot Kit			ws		L:80/Ø1:22/Ø2:83
		MT			26085	Boot Kit			gs		L:98/Ø1=20/Ø2=54
		AT			25528	Boot Kit	L		gs		L:127/Ø1=23/Ø2=88
		AT			26100	Boot Kit	R		gs		L:94/Ø1=22/Ø2=66
1.6 i (60 kW)	07.89 - 02.93	MT			21455	Joint Kit			ws	27	A:33/F:25
		MT			26039	Boot Kit			ws		L:80/Ø1:22/Ø2:83
		MT			26085	Boot Kit			gs		L:98/Ø1=20/Ø2=54
1.6 S (60/66 kW)	09.84 - 08.91	MT			21455	Joint Kit			ws	27	A:33/F:25
		MT			26039	Boot Kit			ws		L:80/Ø1:22/Ø2:83
		MT			26085	Boot Kit			gs		L:98/Ø1=20/Ø2=54
1.7 D (42 kW)	02.89 - 08.91	MT			21455	Joint Kit			ws	27	A:33/F:25
		MT	x		21427	Joint Kit			ws	27	A:33/F:25/ABS:29
		MT	x		21497	Joint Kit			ws	27	A:33/F:25/ABS:43
		MT			21457	Joint Kit			gs	30	D:34/G:25
		MT			26039	Boot Kit			ws		L:80/Ø1:22/Ø2:83
		MT			26100	Boot Kit			gs		L:94/Ø1=22/Ø2=66
1.8 (84 kW)	09.87 - 08.90	MT	x		21439	Driveshaft	L			4	L:610.5/A:33/D:34/ABS:29
		MT	x		21441	Driveshaft	L			4	L:610.5/A:33/D:34/ABS:43
		MT			21466	Driveshaft	R			4	L:946.5/A:33/D:34
		MT	x		21440	Driveshaft	R			4	L:946.5/A:33/D:34/ABS:29
		MT	x		21442	Driveshaft	R			4	L:946.5/A:33/D:34/ABS:43
		MT			21455	Joint Kit			ws	27	A:33/F:25
		MT	x		21427	Joint Kit			ws	27	A:33/F:25/ABS:29
		MT	x		21497	Joint Kit			ws	27	A:33/F:25/ABS:43
		MT			21457	Joint Kit			gs	30	D:34/G:25
		MT			26039	Boot Kit			ws		L:80/Ø1:22/Ø2:83
		MT			26100	Boot Kit			gs		L:94/Ø1=22/Ø2=66
1.8 E (74 kW)	10.85 - 08.86	MT	x		21439	Driveshaft	L			4	L:610.5/A:33/D:34/ABS:29
		MT	x		21441	Driveshaft	L			4	L:610.5/A:33/D:34/ABS:43
		MT			21466	Driveshaft	R			4	L:946.5/A:33/D:34
		MT	x		21440	Driveshaft	R			4	L:946.5/A:33/D:34/ABS:29
		MT	x		21442	Driveshaft	R			4	L:946.5/A:33/D:34/ABS:43
		MT			21455	Joint Kit			ws	27	A:33/F:25
		MT	x		21427	Joint Kit			ws	27	A:33/F:25/ABS:29
		MT	x		21497	Joint Kit			ws	27	A:33/F:25/ABS:43
		MT			21457	Joint Kit			gs	30	D:34/G:25
		MT			26039	Boot Kit			ws		L:80/Ø1:22/Ø2:83
		MT			26100	Boot Kit			gs		L:94/Ø1=22/Ø2=66
1.8 GSI (85 kW)	09.84 - 08.86	MT	x		21439	Driveshaft	L			4	L:610.5/A:33/D:34/ABS:29
		MT	x		21441	Driveshaft	L			4	L:610.5/A:33/D:34/ABS:43
		MT			21466	Driveshaft	R			4	L:946.5/A:33/D:34
		MT	x		21440	Driveshaft	R			4	L:946.5/A:33/D:34/ABS:29
		MT	x		21442	Driveshaft	R			4	L:946.5/A:33/D:34/ABS:43
		MT			21455	Joint Kit			ws	27	A:33/F:25

		Transm.	with ABS Ring		Part-No.	Description	L	F	Wheel Side	Gear Box Side	Pic. No.	Technical Specification  Further details on page I
		MT Manual AT Autom.					Left R Right	Front R Rear				

( OPEL )

( OPEL )




KADETT E													
1.8 GSI (85 kW)	09.84 - 08.86	MT	x		21427	Joint Kit			ws		27	A:33/F:25/ABS:29	
		MT	x		21497	Joint Kit			ws		27	A:33/F:25/ABS:43	
		MT			21457	Joint Kit				gs	30	D:34/G:25	
		MT			26039	Boot Kit			ws				L:80/Ø1:22/Ø2:83
		MT			26100	Boot Kit					gs		L:94/Ø1=22/Ø2=66
1.8 i (66/74/85 kW)	09.84 - 08.91	MT	x		21439	Driveshaft	L				4	L:610.5/A:33/D:34/ABS:29	
		MT	x		21441	Driveshaft	L				4	L:610.5/A:33/D:34/ABS:43	
		MT			21466	Driveshaft	R				4	L:946.5/A:33/D:34	
		MT	x		21440	Driveshaft	R				4	L:946.5/A:33/D:34/ABS:29	
		MT	x		21442	Driveshaft	R				4	L:946.5/A:33/D:34/ABS:43	
		MT			21455	Joint Kit			ws		27	A:33/F:25	
		MT	x		21427	Joint Kit			ws		27	A:33/F:25/ABS:29	
		MT	x		21497	Joint Kit			ws		27	A:33/F:25/ABS:43	
		MT			21457	Joint Kit				gs	30	D:34/G:25	
		MT			26039	Boot Kit			ws				L:80/Ø1:22/Ø2:83
		MT			26100	Boot Kit					gs		L:94/Ø1=22/Ø2=66
1.8 S (62 kW)	09.87 - 08.91	MT	x		21439	Driveshaft	L				4	L:610.5/A:33/D:34/ABS:29	
		MT	x		21441	Driveshaft	L				4	L:610.5/A:33/D:34/ABS:43	
		MT			21466	Driveshaft	R				4	L:946.5/A:33/D:34	
		MT	x		21440	Driveshaft	R				4	L:946.5/A:33/D:34/ABS:29	
		MT	x		21442	Driveshaft	R				4	L:946.5/A:33/D:34/ABS:43	
		MT			21455	Joint Kit			ws		27	A:33/F:25	
		MT	x		21427	Joint Kit			ws		27	A:33/F:25/ABS:29	
		MT	x		21497	Joint Kit			ws		27	A:33/F:25/ABS:43	
		MT			21457	Joint Kit				gs	30	D:34/G:25	
		MT			26039	Boot Kit			ws				L:80/Ø1:22/Ø2:83
		MT			26100	Boot Kit					gs		L:94/Ø1=22/Ø2=66
2.0 i (85 kW)	10.86 - 02.93	MT	x		21439	Driveshaft	L				4	L:610.5/A:33/D:34/ABS:29	
		MT	x		21441	Driveshaft	L				4	L:610.5/A:33/D:34/ABS:43	
		MT			21466	Driveshaft	R				4	L:946.5/A:33/D:34	
		MT	x		21440	Driveshaft	R				4	L:946.5/A:33/D:34/ABS:29	
		MT	x		21442	Driveshaft	R				4	L:946.5/A:33/D:34/ABS:43	
		MT			21455	Joint Kit			ws		27	A:33/F:25	
		MT	x		21427	Joint Kit			ws		27	A:33/F:25/ABS:29	
		MT	x		21497	Joint Kit			ws		27	A:33/F:25/ABS:43	
		MT			21457	Joint Kit				gs	30	D:34/G:25	
		MT			26039	Boot Kit			ws				L:80/Ø1:22/Ø2:83
		MT			26100	Boot Kit					gs		L:94/Ø1=22/Ø2=66
2.0 GSI (85/95 kW)	09.86 - 08.91	MT	x		21439	Driveshaft	L				4	L:610.5/A:33/D:34/ABS:29	
		MT	x		21441	Driveshaft	L				4	L:610.5/A:33/D:34/ABS:43	
		MT			21466	Driveshaft	R				4	L:946.5/A:33/D:34	

		MT	x		21440	Driveshaft	R				4	L:946.5/A:33/D:34/ABS:29
		MT	x		21442	Driveshaft	R				4	L:946.5/A:33/D:34/ABS:43
		MT			21455	Joint Kit			ws		27	A:33/F:25
		MT	x		21427	Joint Kit			ws		27	A:33/F:25/ABS:29
		MT	x		21497	Joint Kit			ws		27	A:33/F:25/ABS:43
		MT			21457	Joint Kit				gs	30	D:34/G:25
		MT			26039	Boot Kit			ws			L:80/Ø1:22/Ø2:83
		MT			26100	Boot Kit				gs		L:94/Ø1=22/Ø2=66
2.0 GSI 16V (110 kW)	03.88 - 08.91	MT	x		21439	Driveshaft	L				4	L:610.5/A:33/D:34/ABS:29
		MT	x		21441	Driveshaft	L				4	L:610.5/A:33/D:34/ABS:43
		MT			21466	Driveshaft	R				4	L:946.5/A:33/D:34
		MT	x		21440	Driveshaft	R				4	L:946.5/A:33/D:34/ABS:29
		MT	x		21442	Driveshaft	R				4	L:946.5/A:33/D:34/ABS:43
		MT			21455	Joint Kit			ws		27	A:33/F:25
		MT	x		21427	Joint Kit			ws		27	A:33/F:25/ABS:29
		MT	x		21497	Joint Kit			ws		27	A:33/F:25/ABS:43
		MT			21457	Joint Kit				gs	30	D:34/G:25
		MT			26039	Boot Kit			ws			L:80/Ø1:22/Ø2:83
		MT			26100	Boot Kit				gs		L:94/Ø1=22/Ø2=66
<b>KADETT E CARAVAN</b>												
1.2 (40 kW)	09.84 - 07.86	MT			21447	Driveshaft	L				4	L:597.5/A:22/D:22
		MT			21448	Driveshaft	R				4	L:940.5/A:22/D:22
		MT			21452	Joint Kit			ws		27	A:22/F:22/O:52/Z
		MT	x		21428	Joint Kit			ws		27	A:22/F:22/O:52/Z/ABS:29
		MT			21451	Joint Kit				gs	30	D:22/G:22
		MT			26027	Boot Kit			ws			L:80/Ø1:18/Ø2:76
		MT			26085	Boot Kit				gs		L:98/Ø1=20/Ø2=54
1.3 i (44 kW)	09.85 - 08.91	MT			21447	Driveshaft	L				4	L:597.5/A:22/D:22
		AT			21458	Driveshaft	L				5	L:540/A:22/K:34
		MT			21448	Driveshaft	R				4	L:940.5/A:22/D:22
		AT			21459	Driveshaft	R				4	L:636.5/A:22/D:34
		MT/AT			21452	Joint Kit			ws		27	A:22/F:22/O:52/Z
		MT	x		21428	Joint Kit			ws		27	A:22/F:22/O:52/Z/ABS:29
		MT			21451	Joint Kit				gs	30	D:22/G:22
		MT/AT			26027	Boot Kit			ws			L:80/Ø1:18/Ø2:76
		MT			26085	Boot Kit				gs		L:98/Ø1=20/Ø2=54
1.3 N (44 kW)	09.84 - 08.91	MT			21447	Driveshaft	L				4	L:597.5/A:22/D:22
		AT			21458	Driveshaft	L				5	L:540/A:22/K:34
		MT			21448	Driveshaft	R				4	L:940.5/A:22/D:22
		AT			21459	Driveshaft	R				4	L:636.5/A:22/D:34
		MT/AT			21452	Joint Kit			ws		27	A:22/F:22/O:52/Z
		MT	x		21428	Joint Kit			ws		27	A:22/F:22/O:52/Z/ABS:29
		MT			21451	Joint Kit				gs	30	D:22/G:22
		MT/AT			26027	Boot Kit			ws			L:80/Ø1:18/Ø2:76
		MT			26085	Boot Kit				gs		L:98/Ø1=20/Ø2=54
		AT			25528	Boot Kit	L			gs		L:127/Ø1=23/Ø2=88
		AT			26100	Boot Kit	R			gs		L:94/Ø1=22/Ø2=66
1.3 S (55 kW)	09.84 - 08.87	MT			21447	Driveshaft	L				4	L:597.5/A:22/D:22
		AT			21458	Driveshaft	L				5	L:540/A:22/K:34
		MT			21448	Driveshaft	R				4	L:940.5/A:22/D:22
		AT			21459	Driveshaft	R				4	L:636.5/A:22/D:34





		AT		ABS	26039	Boot Kit			ws			L:80/Ø1:22/Ø2:83
		MT			26085	Boot Kit				gs		L:98/Ø1=20/Ø2=54
		AT			25528	Boot Kit	L			gs		L:127/Ø1=23/Ø2=88
		AT			26100	Boot Kit	R			gs		L:94/Ø1=22/Ø2=66
1.6 S (66 kW)	09.84 - 08.86	MT			21455	Joint Kit			ws		27	A:33/F:25
		MT			26039	Boot Kit			ws			L:80/Ø1:22/Ø2:83
		MT			26085	Boot Kit				gs		L:98/Ø1=20/Ø2=54
1.7 D (42 kW)	02.89 - 08.91	MT			21455	Joint Kit			ws		27	A:33/F:25
		MT	x		21427	Joint Kit			ws		27	A:33/F:25/ABS:29
		MT	x		21497	Joint Kit			ws		27	A:33/F:25/ABS:43
		MT			21457	Joint Kit				gs	30	D:34/G:25
		MT			26039	Boot Kit			ws			L:80/Ø1:22/Ø2:83
		MT			26100	Boot Kit				gs		L:94/Ø1=22/Ø2=66
1.8 E (74 kW)	10.85 - 08.86	MT	x		21439	Driveshaft	L				4	L:610.5/A:33/D:34/ABS:29
		MT	x		21441	Driveshaft	L				4	L:610.5/A:33/D:34/ABS:43
		MT			21466	Driveshaft	R				4	L:946.5/A:33/D:34
		MT	x		21440	Driveshaft	R				4	L:946.5/A:33/D:34/ABS:29
		MT	x		21442	Driveshaft	R				4	L:946.5/A:33/D:34/ABS:43
		MT			21455	Joint Kit			ws		27	A:33/F:25
		MT	x		21427	Joint Kit			ws		27	A:33/F:25/ABS:29
		MT	x		21497	Joint Kit			ws		27	A:33/F:25/ABS:43
		MT			21457	Joint Kit				gs	30	D:34/G:25
		MT			26039	Boot Kit			ws			L:80/Ø1:22/Ø2:83
		MT			26100	Boot Kit				gs		L:94/Ø1=22/Ø2=66
1.8 i (66/85 kW)	09.84 - 08.91	MT	x		21439	Driveshaft	L				4	L:610.5/A:33/D:34/ABS:29
		MT	x		21441	Driveshaft	L				4	L:610.5/A:33/D:34/ABS:43
		MT			21466	Driveshaft	R				4	L:946.5/A:33/D:34
		MT	x		21440	Driveshaft	R				4	L:946.5/A:33/D:34/ABS:29
		MT	x		21442	Driveshaft	R				4	L:946.5/A:33/D:34/ABS:43
		MT			21455	Joint Kit			ws		27	A:33/F:25
		MT	x		21427	Joint Kit			ws		27	A:33/F:25/ABS:29
		MT	x		21497	Joint Kit			ws		27	A:33/F:25/ABS:43
		MT			21457	Joint Kit				gs	30	D:34/G:25
		MT			26039	Boot Kit			ws			L:80/Ø1:22/Ø2:83
		MT			26100	Boot Kit				gs		L:94/Ø1=22/Ø2=66
1.8 S (62 kW)	09.87 - 08.91	MT	x		21439	Driveshaft	L				4	L:610.5/A:33/D:34/ABS:29
		MT	x		21441	Driveshaft	L				4	L:610.5/A:33/D:34/ABS:43
		MT			21466	Driveshaft	R				4	L:946.5/A:33/D:34
		MT	x		21440	Driveshaft	R				4	L:946.5/A:33/D:34/ABS:29
		MT	x		21442	Driveshaft	R				4	L:946.5/A:33/D:34/ABS:43
		MT			21455	Joint Kit			ws		27	A:33/F:25
		MT	x		21427	Joint Kit			ws		27	A:33/F:25/ABS:29
		MT	x		21497	Joint Kit			ws		27	A:33/F:25/ABS:43
		MT			21457	Joint Kit				gs	30	D:34/G:25
		MT			26039	Boot Kit			ws			L:80/Ø1:22/Ø2:83
		MT			26100	Boot Kit				gs		L:94/Ø1=22/Ø2=66
2.0 i (85 kW)	09.87 - 08.91	MT	x		21439	Driveshaft	L				4	L:610.5/A:33/D:34/ABS:29
		MT	x		21441	Driveshaft	L				4	L:610.5/A:33/D:34/ABS:43
		MT			21466	Driveshaft	R				4	L:946.5/A:33/D:34
		MT	x		21440	Driveshaft	R				4	L:946.5/A:33/D:34/ABS:29
	09.87 - 08.91	MT	x		21442	Driveshaft	R				4	L:946.5/A:33/D:34/ABS:43

		Transm.	with ABS Ring		Part-No.	Description	L Left R Right	F Front R Rear	Wheel Side	Gear Box Side	Pic. No.	Technical Specification  Further details on page I
		MT Manual AT Autom.										

( OPEL )

( OPEL )

KADETT E CARAVAN													
2.0 i (85 kW)	09.87 - 08.91	MT			21455	Joint Kit			ws		27	A:33/F:25	
		MT	x		21427	Joint Kit			ws		27	A:33/F:25/ABS:29	
		MT	x		21497	Joint Kit			ws		27	A:33/F:25/ABS:43	
		MT			21457	Joint Kit				gs	30	D:34/G:25	
		MT			26039	Boot Kit			ws				L:80/Ø1:22/Ø2:83
		MT			26100	Boot Kit				gs			L:94/Ø1=22/Ø2=66
KADETT E COMBO													
1.3 N (44 kW)	01.86 - 12.89	MT			21447	Driveshaft	L				4	L:597.5/A:22/D:22	
		AT			21458	Driveshaft	L				5	L:540/A:22/K:34	
		MT			21448	Driveshaft	R				4	L:940.5/A:22/D:22	
		AT			21459	Driveshaft	R				4	L:636.5/A:22/D:34	
		MT/AT			21452	Joint Kit			ws		27	A:22/F:22/O:52/Z	
		MT	x		21428	Joint Kit			ws		27	A:22/F:22/O:52/Z/ABS:29	
		MT			21451	Joint Kit				gs	30	D:22/G:22	
		MT/AT			26027	Boot Kit			ws				L:80/Ø1:18/Ø2:76
1.3 S (55 kW)	01.86 - 12.89	MT			21447	Driveshaft	L				4	L:597.5/A:22/D:22	
		AT			21458	Driveshaft	L				5	L:540/A:22/K:34	
		MT			21448	Driveshaft	R				4	L:940.5/A:22/D:22	
		AT			21459	Driveshaft	R				4	L:636.5/A:22/D:34	
		MT/AT			21452	Joint Kit			ws		27	A:22/F:22/O:52/Z	
		MT	x		21428	Joint Kit			ws		27	A:22/F:22/O:52/Z/ABS:29	
		MT			21451	Joint Kit				gs	30	D:22/G:22	
		MT/AT			26027	Boot Kit			ws				L:80/Ø1:18/Ø2:76
1.4 i (44 kW)	08.91 - 07.94	MT			21447	Driveshaft	L				4	L:597.5/A:22/D:22	
		AT			21458	Driveshaft	L				5	L:540/A:22/K:34	
		MT			21448	Driveshaft	R				4	L:940.5/A:22/D:22	
		AT			21459	Driveshaft	R				4	L:636.5/A:22/D:34	
		MT/AT			21452	Joint Kit			ws		27	A:22/F:22/O:52/Z	
		MT	x		21428	Joint Kit			ws		27	A:22/F:22/O:52/Z/ABS:29	
		MT			21451	Joint Kit				gs	30	D:22/G:22	
		MT/AT			26027	Boot Kit			ws				L:80/Ø1:18/Ø2:76
1.4 S (55 kW)	07.89 - 08.91	MT			21447	Driveshaft	L				4	L:597.5/A:22/D:22	
		AT			21458	Driveshaft	L				5	L:540/A:22/K:34	
		MT	x		21448	Driveshaft	R				4	L:940.5/A:22/D:22	
1.6 (60 kW)	09.86 - 12.91	MT			21448	Driveshaft	R				4	L:940.5/A:22/D:22	
		MT			21459	Driveshaft	R				4	L:636.5/A:22/D:34	
		MT			21452	Joint Kit			ws		27	A:22/F:22/O:52/Z	
1.6 D (40 kW)	01.86 - 12.89	MT			21428	Joint Kit			ws		27	A:22/F:22/O:52/Z/ABS:29	
		MT	x		21451	Joint Kit				gs	30	D:22/G:22	
		MT/AT			26027	Boot Kit			ws			L:80/Ø1:18/Ø2:76	
1.6 i (55 kW)	08.91 - 07.94	MT			26027	Boot Kit			ws			L:80/Ø1:18/Ø2:76	
		MT			21452	Joint Kit				gs		L:98/Ø1=20/Ø2=54	
		MT			21452	Joint Kit			ws		27	A:22/F:22/O:52/Z	
1.6 i (55 kW)	08.91 - 07.94	MT			21452	Joint Kit			ws		27	A:22/F:22/O:52/Z	
		MT	x		21427	Joint Kit			ws		27	A:33/F:25/ABS:29	
		MT	x		21497	Joint Kit			ws		27	A:33/F:25/ABS:43	
		MT		gear F13	21451	Joint Kit				gs	30	D:22/G:22	
		MT			26039	Boot Kit			ws				L:80/Ø1:22/Ø2:83
		MT			26085	Boot Kit				gs			L:98/Ø1=20/Ø2=54

1.6 i (55 kW)		MT	x	Ch.-No. F000001 -	21428	Joint Kit			ws		27	A:22/F:22/O:52/Z/ABS:29
		MT			26027	Boot Kit			ws			L:80/Ø1:18/Ø2:76
1.7 D (42 kW)	01.89 - 07.94	MT			21455	Joint Kit			ws		27	A:33/F:25
		MT	x		21427	Joint Kit			ws		27	A:33/F:25/ABS:29
		MT	x		21497	Joint Kit			ws		27	A:33/F:25/ABS:43
		MT			21457	Joint Kit				gs	30	D:34/G:25
		MT			26039	Boot Kit			ws			L:80/Ø1:22/Ø2:83
		MT			26100	Boot Kit				gs		L:94/Ø1=22/Ø2=66
1.7 D (44 kW)	07.92 - 07.94	MT			21455	Joint Kit			ws		27	A:33/F:25
		MT	x	Ch.-No. F000001 -	21427	Joint Kit			ws		27	A:33/F:25/ABS:29
		MT			26039	Boot Kit			ws			L:80/Ø1:22/Ø2:83

### KADETT E VAN

1.2 (40 kW)	09.84 - 07.86	MT			21447	Driveshaft	L				4	L:597.5/A:22/D:22
		MT			21448	Driveshaft	R				4	L:940.5/A:22/D:22
		MT			21452	Joint Kit			ws		27	A:22/F:22/O:52/Z
		MT	x		21428	Joint Kit			ws		27	A:22/F:22/O:52/Z/ABS:29
		MT			21451	Joint Kit				gs	30	D:22/G:22
		MT			26027	Boot Kit			ws			L:80/Ø1:18/Ø2:76
		MT			26085	Boot Kit				gs		L:98/Ø1=20/Ø2=54
1.3 N (44 kW)	09.84 - 07.89	MT			21447	Driveshaft	L				4	L:597.5/A:22/D:22
		AT			21458	Driveshaft	L				5	L:540/A:22/K:34
		MT			21448	Driveshaft	R				4	L:940.5/A:22/D:22
		AT			21459	Driveshaft	R				4	L:636.5/A:22/D:34
		MT/AT			21452	Joint Kit			ws		27	A:22/F:22/O:52/Z
		MT	x		21428	Joint Kit			ws		27	A:22/F:22/O:52/Z/ABS:29
		MT			21451	Joint Kit				gs	30	D:22/G:22
		MT/AT			26027	Boot Kit			ws			L:80/Ø1:18/Ø2:76
		MT			26085	Boot Kit				gs		L:98/Ø1=20/Ø2=54
		AT			25528	Boot Kit	L			gs		L:127/Ø1=23/Ø2=88
		AT			26100	Boot Kit	R			gs		L:94/Ø1=22/Ø2=66
1.4 i (44 kW)	01.90 - 08.91	MT			21447	Driveshaft	L				4	L:597.5/A:22/D:22
		MT			21448	Driveshaft	R				4	L:940.5/A:22/D:22
		MT			21452	Joint Kit			ws		27	A:22/F:22/O:52/Z
		MT	x		21428	Joint Kit			ws		27	A:22/F:22/O:52/Z/ABS:29
		MT			21451	Joint Kit				gs	30	D:22/G:22
		MT			26027	Boot Kit			ws			L:80/Ø1:18/Ø2:76
		MT			26085	Boot Kit				gs		L:98/Ø1=20/Ø2=54
1.6 D (40 kW)	08.84 - 08.88	MT			21455	Joint Kit			ws		27	A:33/F:25
		MT	x		21427	Joint Kit			ws		27	A:33/F:25/ABS:29
		MT	x		21497	Joint Kit			ws		27	A:33/F:25/ABS:43
		MT		gear F13	21451	Joint Kit				gs	30	D:22/G:22
		MT			26039	Boot Kit			ws			L:80/Ø1:22/Ø2:83
		MT			26085	Boot Kit				gs		L:98/Ø1=20/Ø2=54
1.6 i (55 kW)	08.89 - 09.93	MT			21447	Driveshaft	L				4	L:597.5/A:22/D:22
		AT			21458	Driveshaft	L				5	L:540/A:22/K:34
		MT			21448	Driveshaft	R				4	L:940.5/A:22/D:22
		AT			21459	Driveshaft	R				4	L:636.5/A:22/D:34
		MT/AT			21452	Joint Kit			ws		27	A:22/F:22/O:52/Z
		MT	x		21428	Joint Kit			ws		27	A:22/F:22/O:52/Z/ABS:29
		AT	x		21497	Joint Kit			ws		27	A:33/F:25/ABS:43
		MT			21451	Joint Kit				gs	30	D:22/G:22

		Transm.	with ABS Ring		Part-No.	Description	L Left R Right	F Front R Rear	Wheel Side	Gear Box Side	Pic. No.	Technical Specification  Further details on page I
		MT Manual AT Autom.										

( OPEL )

( OPEL )

KADETT E VAN														
1.6 i (55 kW)	08.89 - 09.93	MT/AT			26027	Boot Kit				ws		L:80/Ø1:18/Ø2:76		
		AT		ABS			26039	Boot Kit			ws		L:80/Ø1:22/Ø2:83	
		MT					26085	Boot Kit				gs		L:98/Ø1=20/Ø2=54
		AT					25528	Boot Kit	L			gs		L:127/Ø1=23/Ø2=88
		AT					26100	Boot Kit	R			gs		L:94/Ø1=22/Ø2=66
1.7 D (42 kW)	08.88 - 09.92	MT			21455	Joint Kit				ws		27	A:33/F:25	
		MT	x		21427	Joint Kit				ws		27	A:33/F:25/ABS:29	
		MT	x		21497	Joint Kit				ws		27	A:33/F:25/ABS:43	
		MT			21457	Joint Kit					gs		30	D:34/G:25
		MT			26039	Boot Kit				ws				L:80/Ø1:22/Ø2:83
1.8 i (66 kW)	08.84 - 09.92	MT	x		21439	Driveshaft	L					4	L:610.5/A:33/D:34/ABS:29	
		MT	x		21441	Driveshaft	L					4	L:610.5/A:33/D:34/ABS:43	
		MT			21466	Driveshaft	R					4	L:946.5/A:33/D:34	
		MT	x		21440	Driveshaft	R					4	L:946.5/A:33/D:34/ABS:29	
		MT	x		21442	Driveshaft	R					4	L:946.5/A:33/D:34/ABS:43	
		MT			21455	Joint Kit				ws		27	A:33/F:25	
		MT	x		21427	Joint Kit				ws		27	A:33/F:25/ABS:29	
		MT	x		21497	Joint Kit				ws		27	A:33/F:25/ABS:43	
		MT			21457	Joint Kit					gs	30	D:34/G:25	
		MT			26039	Boot Kit				ws				L:80/Ø1:22/Ø2:83
MT			26100	Boot Kit					gs			L:94/Ø1=22/Ø2=66		
MERIVA														
1.4 16V Twinport (66 kW)	07.04 -	MT	x		24280	Joint Kit				ws		27	A:22/F:28/O:52/Z/ABS:29	
		MT		TPE boot	24281	Boot Kit				ws			L:126/Ø1=23.2/Ø2=79.8	
1.6 (64/74 kW)	05.03 -	MT	x	Ch.-No. - 44162552	23991	Joint Kit				ws		27	A:22/F:22/O:52/Z/ABS:29	
		MT	x	Ch.-No. 44162553 -	24280	Joint Kit				ws		27	A:22/F:28/O:52/Z/ABS:29	
		MT		Ch.-No. - 44162552, TPE boot	23045	Boot Kit				ws			L:123/Ø1=23/Ø2=77	
		MT		Ch.-No. 44162553 -, TPE boot	24281	Boot Kit				ws			L:126/Ø1=23.2/Ø2=79.8	
1.6 Turbo (132 kW)	09.05 -	MT			24695	Boot Kit					gs		L:87/Ø1=20.25/Ø2=69.4	
1.8 (92 kW)	05.03 -	MT	x		23992	Joint Kit				ws		27	A:22/F:23/O:52/Z/ABS:29	
		MT		TPE boot	23993	Boot Kit				ws			L:126/Ø1=23.4/Ø2=80	
		MT			24694	Boot Kit					gs		L:86/Ø1=20.65/Ø2=65.8	
1.3 CDTI (51/55 kW)	04.05 -	MT	x		23992	Joint Kit				ws		27	A:22/F:23/O:52/Z/ABS:29	
		MT		TPE boot	23993	Boot Kit				ws			L:126/Ø1=23.4/Ø2=80	
		MT			24694	Boot Kit					gs		L:86/Ø1=20.65/Ø2=65.8	
1.7 DTI (55 kW)	09.03 -	MT	x		23992	Joint Kit				ws		27	A:22/F:23/O:52/Z/ABS:29	
		MT		TPE boot	23993	Boot Kit				ws			L:126/Ø1=23.4/Ø2=80	
		MT		engine Y17DT	24694	Boot Kit					gs		L:86/Ø1=20.65/Ø2=65.8	
1.7 CDTI (74 kW)	09.03 -	MT		engine Z17DT	24695	Boot Kit					gs		L:87/Ø1=20.25/Ø2=69.4	
		MT	x		23989	Joint Kit				ws		27	A:33/F:24/O:52/Z/ABS:29	

		MT		TPE boot	23990	Boot Kit			ws			L:120/Ø1=24.5/Ø2=83
		MT			24695	Boot Kit				gs		L:87/Ø1=20.25/Ø2=69.4
1.7 CDTI (92 kW)	09.06 -	MT			24695	Boot Kit				gs		L:87/Ø1=20.25/Ø2=69.4
<b>MONTEREY A</b>												
3.2 (UBS25_) (130 kW)	06.92 - 07.98	MT		engine 6VD1	21483	Joint Kit		F	ws		27	A:17/F:26/O:53/Z
		MT		engine 6VD1	25516	Boot Kit		F	ws			L:108/Ø1=28/Ø2=90
3.1 TD (UBS69_) (84 kW)	09.91 - 07.98	MT		engine 4JG2C	21483	Joint Kit		F	ws		27	A:17/F:26/O:53/Z
		MT		engine 4JG2C	25516	Boot Kit		F	ws			L:108/Ø1=28/Ø2=90
<b>MONTEREY B</b>												
3.5 V6 24V (158 kW)	07.98 - 08.99	MT			24369	Boot Kit				gs		L:99/Ø1=25/Ø2=83
3.0 DTI (117 kW)	07.98 - 08.99	MT			24369	Boot Kit				gs		L:99/Ø1=25/Ø2=83
<b>MONZA A</b>												
all types	05.81 - 08.86	MT			21460	Joint Kit			ws	gs	29	G:28
		MT			26112	Boot Kit			ws	gs		L:102/Ø1=26/Ø2=61
<b>MOVANO</b>												
1.9 DTI (59 kW)	09.00 - 10.01	MT		gear PF1	21055	Driveshaft	L				26	L:641/A:28
		MT	x	gear PF1	21057	Driveshaft	L				26	L:641/A:28/ABS:51
		MT		gear PK5	21053	Driveshaft	L				26	L:668/A:28
		MT	x	gear PK5	21051	Driveshaft	L				26	L:668/A:28/ABS:51
		MT		gear PF1	21056	Driveshaft	R				8	L:1180/A:28/D:39
		MT	x	gear PF1	21058	Driveshaft	R				8	L:1180/A:28/D:39/ABS:51
		MT		gear PK5	21284	Driveshaft	R				8	L:1148/A:28/D:39
		MT	x	gear PK5	21286	Driveshaft	R				8	L:1148/A:28/D:39/ABS:51
		MT			20699	Boot Kit			ws			L:150/Ø1=27.5/Ø2=98
1.9 DTI (60 kW)	10.01 -	MT		gear PF1	21055	Driveshaft	L				26	L:641/A:28
		MT	x	gear PF1	21057	Driveshaft	L				26	L:641/A:28/ABS:51
		MT		gear PK5	21053	Driveshaft	L				26	L:668/A:28
		MT	x	gear PK5	21051	Driveshaft	L				26	L:668/A:28/ABS:51
		MT		gear PF1	21056	Driveshaft	R				8	L:1180/A:28/D:39
		MT	x	gear PF1	21058	Driveshaft	R				8	L:1180/A:28/D:39/ABS:51
		MT		gear PK5	21284	Driveshaft	R				8	L:1148/A:28/D:39
		MT	x	gear PK5	21286	Driveshaft	R				8	L:1148/A:28/D:39/ABS:51
		MT			20699	Boot Kit			ws			L:150/Ø1=27.5/Ø2=98
2.2 DTI (66 kW)	09.00 -	MT		gear PF1	21053	Driveshaft	L				26	L:668/A:28
		MT	x	gear PF1	21051	Driveshaft	L				26	L:668/A:28/ABS:51
		MT		gear PF1	21059	Driveshaft	R				8	L:1148/A:28/D:39
		MT	x	gear PF1	21060	Driveshaft	R				8	L:1148/A:28/D:39/ABS:51
		MT			20699	Boot Kit			ws			L:150/Ø1=27.5/Ø2=98
2.5 D (59 kW)	07.98 - 09.00	MT		gear PF1	21053	Driveshaft	L				26	L:668/A:28
		MT	x	gear PF1	21051	Driveshaft	L				26	L:668/A:28/ABS:51
		MT		gear PF1	21054	Driveshaft	R				8	L:1123/A:28/D:39
		MT	x	gear PF1	21052	Driveshaft	R				8	L:1123/A:28/D:39/ABS:51
		MT		04.00 -	20713	Joint Kit			ws		27	A:28/F:36/O:65/X
		MT	x	04.00 -	20712	Joint Kit			ws		27	A:28/F:36/O:65/X/ABS:51
		MT			20699	Boot Kit			ws			L:150/Ø1=27.5/Ø2=98
2.5 DTI (84 kW)	10.01 -	MT		gear PK5	21549	Driveshaft	L				26	L:660/A:28
		MT	x	gear PK5	21551	Driveshaft	L				26	L:660/A:28/ABS:51
		MT		gear PK5	21550	Driveshaft	R				8	L:1158/A:28/D:39
		MT	x	gear PK5	21552	Driveshaft	R				8	L:1158/A:28/D:39/ABS:51

		Transm. MT Manual AT Autom.	with ABS Ring		Part-No.	Description	L Left R Right	F Front R Rear	Wheel Side	Gear Box Side	Pic. No.	Technical Specification  Further details on page I
---	---	---	---------------------	--	----------	-------------	-------------------------	-------------------------	---------------	---------------------	-------------	--

( OPEL )

( OPEL )

MOVANO												
2.5 DTI (84 kW)	10.01 -	MT			20699	Boot Kit			ws			L:150/Ø1=27.5/Ø2=98
2.8 DTI (84 kW)	07.98 - 10.01	MT		gear PK5	21053	Driveshaft	L				26	L:668/A:28
		MT	x	gear PK5	21051	Driveshaft	L				26	L:668/A:28/ABS:51
		MT		gear PK5	21054	Driveshaft	R				8	L:1123/A:28/D:39
		MT	x	gear PK5	21052	Driveshaft	R				8	L:1123/A:28/D:39/ABS:51
		MT		04.00 -	20713	Joint Kit			ws		27	A:28/F:36/O:65/X
		MT	x	04.00 -	20712	Joint Kit			ws		27	A:28/F:36/O:65/X/ABS:51
		MT			20699	Boot Kit			ws			L:150/Ø1=27.5/Ø2=98
OMEGA A												
1.8 (65/85 kW)	09.86 - 03.94	MT/AT	x		21491	Driveshaft	L/R				14	L:636.4/D:24/ABS:48
		MT/AT			21488	Joint Kit			ws		29	G:25
		MT/AT			26090	Boot Kit			ws			L:106/Ø1=25/Ø2=100/with cap
1.8 N (60 kW)	09.86 - 08.87	MT/AT	x		21491	Driveshaft	L/R				14	L:636.4/D:24/ABS:48
		MT/AT			21488	Joint Kit			ws		29	G:25
		MT/AT			26090	Boot Kit			ws			L:106/Ø1=25/Ø2=100/with cap
1.8 S (66 kW)	09.86 - 03.94	MT/AT	x		21491	Driveshaft	L/R				14	L:636.4/D:24/ABS:48
		MT/AT			21488	Joint Kit			ws		29	G:25
		MT/AT			26090	Boot Kit			ws			L:106/Ø1=25/Ø2=100/with cap
2.0 (73/74/90 kW)	09.86 - 03.94	MT/AT	x		21491	Driveshaft	L/R				14	L:636.4/D:24/ABS:48
		MT/AT			21488	Joint Kit			ws		29	G:25
		MT/AT			26090	Boot Kit			ws			L:106/Ø1=25/Ø2=100/with cap
2.0 i (85 kW)	09.86 - 03.94	MT/AT	x		21491	Driveshaft	L/R				14	L:636.4/D:24/ABS:48
		MT/AT			21488	Joint Kit			ws		29	G:25
		MT/AT			26090	Boot Kit			ws			L:106/Ø1=25/Ø2=100/with cap
2.3 D (54 kW)	10.86 - 03.94	MT/AT	x		21491	Driveshaft	L/R				14	L:636.4/D:24/ABS:48
		MT/AT			21488	Joint Kit			ws		29	G:25
		MT/AT			26090	Boot Kit			ws			L:106/Ø1=25/Ø2=100/with cap
2.3 TD (66 kW)	10.86 - 08.88	MT/AT		Ch.-No. - L1019854	21489	Driveshaft	L/R				14	L:611.5/D:27
		MT/AT		Ch.-No. - L1019854	20388	Joint w. Shaft	L/R			gs		L:613.5/D:27
		MT/AT		Ch.-No. - L1019854	21490	Joint Kit			ws		29	G:28
		MT/AT		Ch.-No. - L1019854	26091	Boot Kit			ws			L:126/Ø1=26/Ø2=108/with cap
2.3 TD Interc. (74 kW)	08.88 - 03.94	MT/AT			21489	Driveshaft	L/R				14	L:611.5/D:27
		MT/AT	x		21492	Driveshaft	L/R				14	L:628.2/D:27/ABS:48
		MT/AT			20388	Joint w. Shaft	L/R			gs		L:613.5/D:27
		MT/AT			21490	Joint Kit			ws		29	G:28
		MT/AT			26091	Boot Kit			ws			L:126/Ø1=26/Ø2=108/with cap
2.4 i (92 kW)	09.88 - 03.94	MT/AT			21489	Driveshaft	L/R				14	L:611.5/D:27
		MT/AT	x		21492	Driveshaft	L/R				14	L:628.2/D:27/ABS:48
		MT/AT			20388	Joint w. Shaft	L/R			gs		L:613.5/D:27
		MT/AT			21490	Joint Kit			ws		29	G:28
		MT/AT			26091	Boot Kit			ws			L:126/Ø1=26/Ø2=108/with cap

2.6 i (110 kW)	09.90 - 03.94	MT/AT	x		21492	Driveshaft	L/R				14	L:628.2/D:27/ABS:48	
		MT/AT			21490	Joint Kit			ws		29	G:28	
		MT/AT			26091	Boot Kit			ws			L:126/Ø1=26/Ø2=108/with cap	
3.0 (3000) (115/130 kW)	03.87 - 03.94	MT/AT	x		21489	Driveshaft	L/R				14	L:611.5/D:27	
		MT/AT			21492	Driveshaft	L/R				14	L:628.2/D:27/ABS:48	
		MT/AT			20388	Joint w. Shaft	L/R			gs		L:613.5/D:27	
		MT/AT			21490	Joint Kit				ws		29	G:28
		MT/AT			26091	Boot Kit				ws			L:126/Ø1=26/Ø2=108/with cap
3.0 24V (3000) (147/150 kW)	09.89 - 03.94	MT/AT	x		21492	Driveshaft	L/R				14	L:628.2/D:27/ABS:48	
		MT/AT			21490	Joint Kit				ws		29	G:28
		MT/AT			26091	Boot Kit				ws			L:126/Ø1=26/Ø2=108/with cap
<b>OMEGA A CARAVAN</b>													
1.8 (65/85 kW)	09.86 - 03.94	MT/AT	x		21491	Driveshaft	L/R				14	L:636.4/D:24/ABS:48	
		MT/AT			21488	Joint Kit				ws		29	G:25
		MT/AT			26090	Boot Kit				ws			L:106/Ø1=25/Ø2=100/with cap
1.8 N (60 kW)	09.86 - 08.87	MT/AT	x		21491	Driveshaft	L/R				14	L:636.4/D:24/ABS:48	
		MT/AT			21488	Joint Kit				ws		29	G:25
		MT/AT			26090	Boot Kit				ws			L:106/Ø1=25/Ø2=100/with cap
1.8 S (66 kW)	09.86 - 03.94	MT/AT	x		21491	Driveshaft	L/R				14	L:636.4/D:24/ABS:48	
		MT/AT			21488	Joint Kit				ws		29	G:25
		MT/AT			26090	Boot Kit				ws			L:106/Ø1=25/Ø2=100/with cap
2.0 (74 kW)	09.90 - 03.94	MT/AT	x	Ch.-No. - M1007157	21489	Driveshaft	L/R				14	L:611.5/D:27	
		MT/AT		Ch.-No. - M1007157	21492	Driveshaft	L/R				14	L:628.2/D:27/ABS:48	
		MT/AT		Ch.-No. M1007158 -	21491	Driveshaft	L/R				14	L:636.4/D:24/ABS:48	
		MT/AT		Ch.-No. - M1007157	20388	Joint w. Shaft	L/R			gs		L:613.5/D:27	
		MT/AT		Ch.-No. - M1007157	21490	Joint Kit				ws		29	G:28
		MT/AT		Ch.-No. M1007158 -	21488	Joint Kit				ws		29	G:25
		MT/AT		Ch.-No. - M1007157	26091	Boot Kit				ws			L:126/Ø1=26/Ø2=108/with cap
MT/AT	Ch.-No. M1007158 -	26090	Boot Kit				ws			L:106/Ø1=25/Ø2=100/with cap			
2.0 (90 kW)	09.86 - 03.94	MT/AT	x	Ch.-No. - M1007157	21489	Driveshaft	L/R				14	L:611.5/D:27	
		MT/AT		Ch.-No. - M1007157	21492	Driveshaft	L/R				14	L:628.2/D:27/ABS:48	
		MT/AT		Ch.-No. M1007158 -	21491	Driveshaft	L/R				14	L:636.4/D:24/ABS:48	
		MT/AT		Ch.-No. - M1007157	20388	Joint w. Shaft	L/R			gs		L:613.5/D:27	
		MT/AT		Ch.-No. - M1007157	21490	Joint Kit				ws		29	G:28
		MT/AT		Ch.-No. M1007158 -	21488	Joint Kit				ws		29	G:25
		MT/AT		Ch.-No. - M1007157	26091	Boot Kit				ws			L:126/Ø1=26/Ø2=108/with cap
MT/AT	Ch.-No. M1007158 -	26090	Boot Kit				ws			L:106/Ø1=25/Ø2=100/with cap			
2.0 i (73/85 kW)	09.86 - 03.94	MT/AT	x	Ch.-No. - M1007157	21489	Driveshaft	L/R				14	L:611.5/D:27	
		MT/AT		Ch.-No. - M1007157	21492	Driveshaft	L/R				14	L:628.2/D:27/ABS:48	
		MT/AT		Ch.-No. M1007158 -	21491	Driveshaft	L/R				14	L:636.4/D:24/ABS:48	
		MT/AT		Ch.-No. - M1007157	20388	Joint w. Shaft	L/R			gs		L:613.5/D:27	
		MT/AT		Ch.-No. - M1007157	21490	Joint Kit				ws		29	G:28
		MT/AT		Ch.-No. M1007158 -	21488	Joint Kit				ws		29	G:25
		MT/AT		Ch.-No. - M1007157	26091	Boot Kit				ws			L:126/Ø1=26/Ø2=108/with cap
MT/AT	Ch.-No. M1007158 -	26090	Boot Kit				ws			L:106/Ø1=25/Ø2=100/with cap			
2.3 D (54 kW)	09.86 - 03.94	MT/AT	x		21491	Driveshaft	L/R				14	L:636.4/D:24/ABS:48	
		MT/AT			21488	Joint Kit				ws		29	G:25
		MT/AT			26090	Boot Kit				ws			L:106/Ø1=25/Ø2=100/with cap
2.3 TD (66 kW)	09.86 - 08.88	MT/AT		Ch.-No. - L1019854	21489	Driveshaft	L/R				14	L:611.5/D:27	
		MT/AT		Ch.-No. - L1019854	20388	Joint w. Shaft	L/R				gs	L:613.5/D:27	
		MT/AT		Ch.-No. - L1019854	21490	Joint Kit				ws		29	G:28

		Transm. <b>MT</b> Manual <b>AT</b> Autom.	with ABS Ring		<b>Part-No.</b>	<b>Description</b>	<b>L</b> Left <b>R</b> Right	<b>F</b> Front <b>R</b> Rear	<b>Wheel</b> <b>Side</b>	<b>Gear</b> <b>Box</b> <b>Side</b>	<b>Pic.</b> <b>No.</b>	<b>Technical Specification</b>  Further details on page I
---	---	---	---------------------	--	-----------------	--------------------	---------------------------------------	---------------------------------------	-----------------------------	--	---------------------------	---

( OPEL )

( OPEL )

<b>OMEGA A CARAVAN</b>												
2.3 TD (66 kW)	09.86 - 08.88	MT/AT		Ch.-No. - L1019854	<b>26091</b>	Boot Kit			ws			L:126/Ø1=26/Ø2=108/with cap
2.3 TD Interc. (74 kW)	09.88 - 03.94	MT/AT	x		<b>21489</b>	Driveshaft	L/R				14	L:611.5/D:27
		MT/AT			<b>21492</b>	Driveshaft	L/R				14	L:628.2/D:27/ABS:48
		MT/AT			<b>20388</b>	Joint w. Shaft	L/R			gs		L:613.5/D:27
		MT/AT			<b>21490</b>	Joint Kit			ws		29	G:28
		MT/AT			<b>26091</b>	Boot Kit			ws			L:126/Ø1=26/Ø2=108/with cap
2.4 i (92 kW)	09.88 - 03.94	MT/AT	x		<b>21489</b>	Driveshaft	L/R				14	L:611.5/D:27
		MT/AT			<b>21492</b>	Driveshaft	L/R				14	L:628.2/D:27/ABS:48
		MT/AT			<b>20388</b>	Joint w. Shaft	L/R			gs		L:613.5/D:27
		MT/AT			<b>21490</b>	Joint Kit			ws		29	G:28
		MT/AT			<b>26091</b>	Boot Kit			ws			L:126/Ø1=26/Ø2=108/with cap
2.6 i (110 kW)	09.90 - 03.94	MT/AT	x		<b>21492</b>	Driveshaft	L/R				14	L:628.2/D:27/ABS:48
		MT/AT			<b>21490</b>	Joint Kit			ws		29	G:28
		MT/AT			<b>26091</b>	Boot Kit			ws			L:126/Ø1=26/Ø2=108/with cap
3.0 (115 kW)	03.87 - 03.94	MT/AT			<b>21490</b>	Joint Kit			ws		29	G:28
		MT/AT			<b>26091</b>	Boot Kit			ws			L:126/Ø1=26/Ø2=108/with cap
3.0 (130 kW)	03.87 - 03.94	MT/AT	x		<b>21489</b>	Driveshaft	L/R				14	L:611.5/D:27
		MT/AT			<b>21492</b>	Driveshaft	L/R				14	L:628.2/D:27/ABS:48
		MT/AT			<b>20388</b>	Joint w. Shaft	L/R			gs		L:613.5/D:27
		MT/AT			<b>21490</b>	Joint Kit			ws		29	G:28
		MT/AT			<b>26091</b>	Boot Kit			ws			L:126/Ø1=26/Ø2=108/with cap
3.0 24V (147 kW)	09.89 - 03.94	MT/AT	x		<b>21492</b>	Driveshaft	L/R				14	L:628.2/D:27/ABS:48
		MT/AT			<b>21490</b>	Joint Kit			ws		29	G:28
		MT/AT			<b>26091</b>	Boot Kit			ws			L:126/Ø1=26/Ø2=108/with cap
<b>OMEGA B / OMEGA B CARAVAN</b>												
2.0 (85 kW)	03.94 - 09.99	MT/AT	x		<b>21480</b>	Driveshaft	L/R				14	L:637.5/D:27/ABS:48
		MT/AT			<b>21732</b>	Boot Kit			ws			L:99/Ø1=25/Ø2=57
		MT/AT			<b>23203</b>	Boot Kit				gs		L:95/Ø1=25/Ø2=107
2.0 16V (100 kW)	03.94 - 09.99	MT/AT	x		<b>21480</b>	Driveshaft	L/R				14	L:637.5/D:27/ABS:48
		MT/AT			<b>21732</b>	Boot Kit			ws			L:99/Ø1=25/Ø2=57
		MT/AT			<b>23203</b>	Boot Kit				gs		L:95/Ø1=25/Ø2=107
2.2 16V (106 kW)	09.99 - 07.03	MT/AT			<b>21732</b>	Boot Kit			ws			L:99/Ø1=25/Ø2=57
		MT/AT			<b>23199</b>	Boot Kit				gs		L:123/Ø1=25/Ø2=107
2.5 V6 (125 kW)	03.94 - 09.00	MT/AT	x		<b>21481</b>	Driveshaft	L/R				14	L:638.5/D:27/ABS:48
		MT/AT			<b>21732</b>	Boot Kit			ws			L:99/Ø1=25/Ø2=57
		MT/AT			<b>23199</b>	Boot Kit				gs		L:123/Ø1=25/Ø2=107
3.0 V6 (155 kW)	04.94 - 02.01	MT/AT	x		<b>21481</b>	Driveshaft	L/R				14	L:638.5/D:27/ABS:48
		MT/AT			<b>21732</b>	Boot Kit			ws			L:99/Ø1=25/Ø2=57
		MT/AT			<b>23199</b>	Boot Kit				gs		L:123/Ø1=25/Ø2=107
2.0 DTI 16V (74 kW)	09.97 - 09.00	MT/AT			<b>21732</b>	Boot Kit			ws			L:99/Ø1=25/Ø2=57
		MT/AT			<b>23203</b>	Boot Kit				gs		L:95/Ø1=25/Ø2=107



2.2 DTI 16V (88 kW)	09.00 - 07.03	MT/AT MT/AT			<b>21732</b> <b>23199</b>	Boot Kit Boot Kit			ws	gs		L:99/Ø1=25/Ø2=57 L:123/Ø1=25/Ø2=107
2.5 TD (96 kW)	04.94 - 07.03	MT/AT MT/AT MT/AT	x		<b>21481</b> <b>21732</b> <b>23199</b>	Driveshaft Boot Kit Boot Kit	L/R		ws	gs	14	L:638.5/D:27/ABS:48 L:99/Ø1=25/Ø2=57 L:123/Ø1=25/Ø2=107
<b>SENATOR A</b>												
2.0 E (85 kW)	03.83 - 10.84	MT/AT MT/AT			<b>21460</b> <b>26112</b>	Joint Kit Boot Kit			ws	gs	29	G:28 L:102/Ø1=26/Ø2=61
2.2 E (85 kW)	11.84 - 08.87	MT/AT MT/AT			<b>21460</b> <b>26112</b>	Joint Kit Boot Kit			ws	gs	29	G:28 L:102/Ø1=26/Ø2=61
2.5 (85 kW)	05.78 - 12.80	MT/AT MT/AT			<b>21460</b> <b>26112</b>	Joint Kit Boot Kit			ws	gs	29	G:28 L:102/Ø1=26/Ø2=61
2.5 E (100 kW)	01.83 - 08.84	MT/AT MT/AT			<b>21460</b> <b>26112</b>	Joint Kit Boot Kit			ws	gs	29	G:28 L:102/Ø1=26/Ø2=61
2.5 E (103 kW)	09.84 - 08.87	MT/AT MT/AT			<b>21460</b> <b>26112</b>	Joint Kit Boot Kit			ws	gs	29	G:28 L:102/Ø1=26/Ø2=61
2.8 (103 kW)	02.78 - 04.81	MT/AT MT/AT			<b>21460</b> <b>26112</b>	Joint Kit Boot Kit			ws	gs	29	G:28 L:102/Ø1=26/Ø2=61
3.0 (110 kW)	04.78 - 07.82	MT/AT MT/AT			<b>21460</b> <b>26112</b>	Joint Kit Boot Kit			ws	gs	29	G:28 L:102/Ø1=26/Ø2=61
3.0 (115 kW)	09.85 - 08.87	MT/AT MT/AT MT/AT MT/AT			<b>21489</b> <b>20388</b> <b>21490</b> <b>26091</b>	Driveshaft Joint w. Shaft Joint Kit Boot Kit	L/R L/R			gs	14	L:611.5/D:27 L:613.5/D:27
3.0 E (132 kW)	02.78 - 12.86	MT/AT MT/AT			<b>21460</b> <b>26112</b>	Joint Kit Boot Kit			ws	gs	29	G:28 L:126/Ø1=26/Ø2=108/with cap L:102/Ø1=26/Ø2=61
<b>SENATOR B</b>												
2.5 i (103 kW)	09.90 - 09.93	MT/AT MT/AT MT/AT	x		<b>21492</b> <b>21490</b> <b>26091</b>	Driveshaft Joint Kit Boot Kit	L/R		ws	ws	14 29	L:628.2/D:27/ABS:48 G:28 L:126/Ø1=26/Ø2=108/with cap
2.6 i (110 kW)	09.90 - 09.93	MT/AT MT/AT MT/AT	x		<b>21492</b> <b>21490</b> <b>26091</b>	Driveshaft Joint Kit Boot Kit	L/R		ws	ws	14 29	L:628.2/D:27/ABS:48 G:28 L:126/Ø1=26/Ø2=108/with cap
3.0 (115 kW)	09.87 - 09.93	MT/AT MT/AT MT/AT MT/AT	x		<b>21489</b> <b>21492</b> <b>20388</b> <b>21490</b> <b>26091</b>	Driveshaft Driveshaft Joint w. Shaft Joint Kit Boot Kit	L/R L/R L/R			gs	14 14 29	L:611.5/D:27 L:628.2/D:27/ABS:48 L:613.5/D:27 G:28 L:126/Ø1=26/Ø2=108/with cap
3.0 (130 kW)	01.88 - 09.93	MT/AT MT/AT MT/AT MT/AT MT/AT	x		<b>21489</b> <b>21492</b> <b>20388</b> <b>21490</b> <b>26091</b>	Driveshaft Driveshaft Joint w. Shaft Joint Kit Boot Kit	L/R L/R L/R			gs	14 14 29	L:611.5/D:27 L:628.2/D:27/ABS:48 L:613.5/D:27 G:28 L:126/Ø1=26/Ø2=108/with cap
3.0 24V (150 kW)	09.89 - 09.93	MT/AT MT/AT MT/AT	x		<b>21492</b> <b>21490</b> <b>26091</b>	Driveshaft Joint Kit Boot Kit	L/R		ws	ws	14 29	L:628.2/D:27/ABS:48 G:28 L:126/Ø1=26/Ø2=108/with cap
<b>SIGNUM</b>												
1.8 (90 kW)	05.03 - 07.05	MT MT MT		Ch.-No. - 71009336, - 48999999 Ch.-No. - 71009336, - 48999999	<b>24635</b> <b>24636</b> <b>23798</b>	Driveshaft Driveshaft Joint Kit	L R		ws		4 27	L:619/A:30/D:22 L:984/A:30/D:22 A:30/F:25/DF:25.84/Z

		Transm.	with ABS Ring		Part-No.	Description	L Left R Right	F Front R Rear	Wheel Side	Gear Box Side	Pic. No.	Technical Specification  Further details on page I
		MT Manual AT Autom.										

( OPEL )

( OPEL )

SIGNUM												
1.8 (90 kW)	05.03 - 07.05	MT		TPE boot	22291	Boot Kit			ws	gs		L:110/Ø1=26/Ø2=87
		MT			23202	Boot Kit						L:99/Ø1=25/Ø2=65
1.8 (103 kW)	08.05 - 03.07	MT		Ch.-No. - 71009336, - 48999999	24635	Driveshaft	L				4	L:619/A:30/D:22
		MT		Ch.-No. - 71009336, - 48999999	24636	Driveshaft	R					L:984/A:30/D:22
2.0 Turbo (129 kW)	05.03 -	MT			24600	Driveshaft	L/R				4	L:621/A:30/D:27
		MT			23984	Joint Kit			ws		27	A:30/F:26/O:52.3/Z
		MT		TPE boot	23024	Boot Kit			ws			L:125/Ø1=27/Ø2=89
		MT			23202	Boot Kit				gs		L:99/Ø1=25/Ø2=65
2.2 direct (114 kW)	05.03 -	MT		TPE boot	23798	Joint Kit			ws		27	A:30/F:25/DF:25.84/Z
		MT			22291	Boot Kit			ws			L:110/Ø1=26/Ø2=87
		MT			23202	Boot Kit				gs		L:99/Ø1=25/Ø2=65
3.2 V6 (155 kW)	05.03 -	MT			24600	Driveshaft	L/R				4	L:621/A:30/D:27
		MT			23984	Joint Kit			ws		27	A:30/F:26/O:52.3/Z
		MT		TPE boot	23024	Boot Kit			ws			L:125/Ø1=27/Ø2=89
		MT			23202	Boot Kit				gs		L:99/Ø1=25/Ø2=65
1.9 CDTI (74 kW)	08.05 -	MT			24603	Driveshaft	L				4	L:627/A:30/D:27
		MT			24600	Driveshaft	R				4	L:621/A:30/D:27
		MT			23984	Joint Kit			ws		27	A:30/F:26/O:52.3/Z
		MT		TPE boot	23024	Boot Kit			ws			L:125/Ø1=27/Ø2=89
1.9 CDTI (88 kW)	04.04 -	MT		gear F40	24603	Driveshaft	L				4	L:627/A:30/D:27
		MT		gear F40	24600	Driveshaft	R				4	L:621/A:30/D:27
		MT			23984	Joint Kit			ws		27	A:30/F:26/O:52.3/Z
		MT		TPE boot	23024	Boot Kit			ws			L:125/Ø1=27/Ø2=89
1.9 CDTI (110 kW)	04.04 -	MT		gear F40	24603	Driveshaft	L				4	L:627/A:30/D:27
		MT		gear F40	24600	Driveshaft	R				4	L:621/A:30/D:27
		AT			24604	Driveshaft	R				4	L:617.2/A:30/D:27
		MT			23984	Joint Kit			ws		27	A:30/F:26/O:52.3/Z
		MT		TPE boot	23024	Boot Kit			ws			L:125/Ø1=27/Ø2=89
2.0 DTI (74 kW)	05.03 -	MT			23798	Joint Kit			ws		27	A:30/F:25/DF:25.84/Z
		MT		TPE boot	22291	Boot Kit			ws			L:110/Ø1=26/Ø2=87
		MT			23202	Boot Kit				gs		L:99/Ø1=25/Ø2=65
2.2 DTI (92 kW)	05.03 -	MT			24600	Driveshaft	L/R				4	L:621/A:30/D:27
		MT			23984	Joint Kit			ws		27	A:30/F:26/O:52.3/Z
		MT		TPE boot	23024	Boot Kit			ws			L:125/Ø1=27/Ø2=89
		MT			23202	Boot Kit				gs		L:99/Ø1=25/Ø2=65
3.0 V6 CDTI (130 kW)	05.03 -	MT			24600	Driveshaft	L/R				4	L:621/A:30/D:27
		MT			23984	Joint Kit			ws		27	A:30/F:26/O:52.3/Z
		MT		TPE boot	23024	Boot Kit			ws			L:125/Ø1=27/Ø2=89
		MT			23202	Boot Kit				gs		L:99/Ø1=25/Ø2=65
SINTRA												
2.2 i 16V (104 kW)	11.96 - 04.99	MT		TPE boot	22290	Boot Kit			ws			L:110/Ø1=25/Ø2=87

<b>TIGRA</b>												
1.4 16V (66 kW)	07.94 - 12.00	MT	x		21471	Driveshaft	L				4	L:590.5/A:22/ABS:29
		MT	x		21470	Driveshaft	R				4	L:940.5/A:22/ABS:29
		MT			21429	Joint Kit			ws		27	A:22/F:28/O:52/Z/ABS:29
		MT		09.97 -	23104	Boot Kit				gs		L:112/Ø1=23/Ø2=77
1.6 16V (78 kW)	07.94 - 08.98	MT			21451	Joint Kit				gs	30	D:22/G:22
		MT			26085	Boot Kit				gs		L:98/Ø1=20/Ø2=54
<b>TIGRA TWIN TOP</b>												
1.4 (66 kW)	06.04 -	MT/AT	x		24056	Driveshaft	L				4	A:22/O:52/ABS:29
		MT/AT	x		24057	Driveshaft	R				4	A:22/O:52/ABS:29
		MT	x		24280	Joint Kit			ws		27	A:22/F:28/O:52/Z/ABS:29
		MT		TPE boot	24281	Boot Kit			ws			L:126/Ø1=23.2/Ø2=79.8
1.8 (92 kW)	06.04 -	MT			24694	Boot Kit				gs		L:86/Ø1=20.65/Ø2=65.8
1.3 CDTI (51 kW)	06.04 -	MT/AT	x		24056	Driveshaft	L				4	A:22/O:52/ABS:29
		MT/AT	x		24057	Driveshaft	R				4	A:22/O:52/ABS:29
		MT	x		24280	Joint Kit			ws		27	A:22/F:28/O:52/Z/ABS:29
		MT		TPE boot	24281	Boot Kit			ws			L:126/Ø1=23.2/Ø2=79.8
<b>VECTRA A</b>												
1.4 S (55 kW)	04.88 - 06.92	MT	x	Ch.-No. N-1000001 - P-1175249	21407	Driveshaft	L				4	L:608/A:22/D:22/ABS:29
		MT	x	Ch.-No. N-1000001 - P-1175249	21406	Driveshaft	R				4	L:950/A:22/D:22/ABS:29
		MT/AT	x	Ch.-No. - M-1999999	21496	Joint Kit			ws		27	A:22/F:22/O:52/Z/ABS:43
		MT/AT	x	Ch.-No. N-1000001 - P-1175249	21428	Joint Kit			ws		27	A:22/F:22/O:52/Z/ABS:29
		MT			21451	Joint Kit				gs	30	D:22/G:22
		MT/AT		Ch.-No. - P-1175249	26027	Boot Kit			ws			L:80/Ø1:18/Ø2:76
1.6 (60 kW)	09.88 - 05.93	MT	x	Ch.-No. N-1000001 - P-1175249	21407	Driveshaft	L				4	L:608/A:22/D:22/ABS:29
		MT	x	Ch.-No. N-1000001 - P-1175249	21406	Driveshaft	R				4	L:950/A:22/D:22/ABS:29
		MT	x	Ch.-No. - M-1999999	21496	Joint Kit			ws		27	A:22/F:22/O:52/Z/ABS:43
		MT	x	Ch.-No. N-1000001 - P-1175249	21428	Joint Kit			ws		27	A:22/F:22/O:52/Z/ABS:29
		MT			21451	Joint Kit				gs	30	D:22/G:22
		MT		Ch.-No. - P-1175250	26027	Boot Kit			ws			L:80/Ø1:18/Ø2:76
1.6 i (55 kW)	09.88 - 10.90	MT			26085	Boot Kit				gs		L:98/Ø1=20/Ø2=54
		MT/AT	x		21496	Joint Kit			ws		27	A:22/F:22/O:52/Z/ABS:43
		MT			21451	Joint Kit				gs	30	D:22/G:22
		MT/AT			26027	Boot Kit			ws			L:80/Ø1:18/Ø2:76
		MT			26085	Boot Kit				gs		L:98/Ø1=20/Ø2=54
		MT			26085	Boot Kit				gs		L:98/Ø1=20/Ø2=54
1.6 i (52/55 kW)	09.93 - 11.95	MT			21451	Joint Kit				gs	30	D:22/G:22
		MT			26085	Boot Kit				gs		L:98/Ø1=20/Ø2=54
1.6 i KAT (55 kW)	09.88 - 11.95	MT	x	Ch.-No. N-1000001 - P-1175249	21407	Driveshaft	L				4	L:608/A:22/D:22/ABS:29
		MT	x	Ch.-No. N-1000001 - P-1175249	21406	Driveshaft	R				4	L:950/A:22/D:22/ABS:29
		MT/AT	x	Ch.-No. - M-1999999	21496	Joint Kit			ws		27	A:22/F:22/O:52/Z/ABS:43
		MT/AT	x	Ch.-No. N-1000001 - P-1175249	21428	Joint Kit			ws		27	A:22/F:22/O:52/Z/ABS:29
		MT			21451	Joint Kit				gs	30	D:22/G:22
		MT/AT		Ch.-No. - P-1175249	26027	Boot Kit			ws			L:80/Ø1:18/Ø2:76
1.6 S (60 kW)	09.88 - 05.93	MT	x	Ch.-No. N-1000001 - P-1175249	21407	Driveshaft	L				4	L:608/A:22/D:22/ABS:29
		MT	x	Ch.-No. N-1000001 - P-1175249	21406	Driveshaft	R				4	L:950/A:22/D:22/ABS:29
1.6 S (60 kW)	09.88 - 05.93	MT/AT	x	Ch.-No. - M-1999999	21496	Joint Kit			ws		27	A:22/F:22/O:52/Z/ABS:43
		MT/AT	x	Ch.-No. N-1000001 - P-1175249	21428	Joint Kit			ws		27	A:22/F:22/O:52/Z/ABS:29
		MT			21451	Joint Kit				gs	30	D:22/G:22

		Transm.	with ABS Ring		Part-No.	Description	L	F	Wheel Side	Gear Box Side	Pic. No.	Technical Specification  Further details on page I
		MT Manual AT Autom.					Left R Right	Front R Rear				

( OPEL )

( OPEL )

VECTRA A													
1.6 S (60 kW)	09.88 - 05.93	MT/AT MT			26027 26085	Boot Kit Boot Kit			ws	gs		L:80/Ø1:18/Ø2:76 L:98/Ø1=20/Ø2=54	
1.7 D (42 kW)	09.88 - 09.92	MT	x	Ch.-No. - M-1999999, driving school	21408	Driveshaft	L				4	L:618/A:33/D:34/ABS:43	
		MT	x	Ch.-No. N-1000001 - N-2999999, driving school	21433	Driveshaft	L				4	L:618/A:33/D:34/ABS:29	
		MT	x	Ch.-No. - M-1999999, driving school	21409	Driveshaft	R				4	L:965/A:33/D:34/ABS:43	
		MT	x	Ch.-No. N-1000001 - N-2999999, driving school	21434	Driveshaft	R				4	L:965/A:33/D:34/ABS:29	
		MT/AT	x	Ch.-No. - M-1999999	21497	Joint Kit			ws		27	A:33/F:25/ABS:43	
		MT/AT	x	Ch.-No. N-1000001 - P-1175249	21427	Joint Kit			ws		27	A:33/F:25/ABS:29	
		MT		driving school	21451	Joint Kit				gs	30	D:22/G:22	
		MT		driving school	21457	Joint Kit				gs	30	D:34/G:25	
		MT/AT		driving school	26039	Boot Kit			ws				L:80/Ø1:22/Ø2:83
1.7 D (44 kW)	07.92 - 11.95	MT	x	Ch.-No. N-1000001 - N-2999999, driving school	21433	Driveshaft	L				4	L:618/A:33/D:34/ABS:29	
		MT	x	Ch.-No. N-1000001 - N-2999999, driving school	21434	Driveshaft	R				4	L:965/A:33/D:34/ABS:29	
		MT/AT	x	Ch.-No. N-1000001 - P-1175249	21427	Joint Kit			ws		27	A:33/F:25/ABS:29	
		MT	x	Ch.-No. N-1000001 - P-1999999, driving school	21427	Joint Kit			ws		27	A:33/F:25/ABS:29	
		MT		Ch.-No. N-1000001 - N-2999999, driving school	21451	Joint Kit				gs	30	D:22/G:22	
		MT		Ch.-No. N-1000001 - N-2999999, driving school	21457	Joint Kit				gs	30	D:34/G:25	
		MT		Ch.-No. P-1000001 - , driving school	21451	Joint Kit				gs	30	D:22/G:22	
		MT/AT		Ch.-No. N-1000001 - P-1175249	26039	Boot Kit			ws				L:80/Ø1:22/Ø2:83
		MT		Ch.-No. N-1000001 - P-1999999, driving school	26039	Boot Kit			ws				L:80/Ø1:22/Ø2:83
1.7 TD (60 kW)	03.90 - 11.95	MT	x	Ch.-No. - M-1999999	21408	Driveshaft	L				4	L:618/A:33/D:34/ABS:43	
		MT	x	Ch.-No. N-1000001 - P-1175249	21433	Driveshaft	L				4	L:618/A:33/D:34/ABS:29	
		MT	x	Ch.-No. - M-1999999	21409	Driveshaft	R				4	L:965/A:33/D:34/ABS:43	
		MT	x	Ch.-No. N-1000001 - P-1175249	21434	Driveshaft	R				4	L:965/A:33/D:34/ABS:29	
		MT	x	Ch.-No. - M-1999999	21497	Joint Kit			ws		27	A:33/F:25/ABS:43	
		MT/AT	x	Ch.-No. N-1000001 - P-1175249	21427	Joint Kit			ws		27	A:33/F:25/ABS:29	
		MT		Ch.-No. - P-1175249	21457	Joint Kit				gs	30	D:34/G:25	
		MT/AT		Ch.-No. - P-1175249	26039	Boot Kit			ws				L:80/Ø1:22/Ø2:83
		MT		Ch.-No. - P-1175249	26100	Boot Kit				gs			L:94/Ø1=22/Ø2=66
1.8 i (66 kW)	09.88 - 10.90	MT	x		21408	Driveshaft	L				4	L:618/A:33/D:34/ABS:43	
		MT	x		21409	Driveshaft	R				4	L:965/A:33/D:34/ABS:43	
		MT/AT	x		21497	Joint Kit			ws		27	A:33/F:25/ABS:43	
		MT			21457	Joint Kit				gs	30	D:34/G:25	
		MT/AT			26039	Boot Kit			ws				L:80/Ø1:22/Ø2:83
1.8 i KAT (66 kW)	03.90 - 11.95	MT	x	Ch.-No. - M-1999999	26100	Boot Kit				gs		L:94/Ø1=22/Ø2=66	
		MT	x	Ch.-No. - M-1999999	21408	Driveshaft	L				4	L:618/A:33/D:34/ABS:43	

		MT	x	Ch.-No. N-1000001 - P-1999999	21433	Driveshaft	L				4	L:618/A:33/D:34/ABS:29
		MT	x	Ch.-No. - M-1999999	21409	Driveshaft	R				4	L:965/A:33/D:34/ABS:43
		MT	x	Ch.-No. N-1000001 - P-1999999	21434	Driveshaft	R				4	L:965/A:33/D:34/ABS:29
		MT/AT	x	Ch.-No. - M-1999999	21497	Joint Kit			ws		27	A:33/F:25/ABS:43
		MT/AT	x	Ch.-No. N-1000001 - P-1999999	21427	Joint Kit			ws		27	A:33/F:25/ABS:29
		MT			21457	Joint Kit				gs	30	D:34/G:25
		MT/AT		Ch.-No. - P-1999999	26039	Boot Kit			ws			L:80/Ø1:22/Ø2:83
		MT			26100	Boot Kit				gs		L:94/Ø1=22/Ø2=66
1.8 S (65/66 kW)	09.88 - 10.90	MT	x		21408	Driveshaft	L				4	L:618/A:33/D:34/ABS:43
		MT	x		21409	Driveshaft	R				4	L:965/A:33/D:34/ABS:43
		MT/AT	x		21497	Joint Kit			ws		27	A:33/F:25/ABS:43
		MT			21457	Joint Kit				gs	30	D:34/G:25
		MT/AT			26039	Boot Kit			ws			L:80/Ø1:22/Ø2:83
		MT			26100	Boot Kit				gs		L:94/Ø1=22/Ø2=66
1.8 S 4X4 (65 kW)	01.89 - 07.89	MT	x		21408	Driveshaft	L	F			4	L:618/A:33/D:34/ABS:43
		MT	x		21409	Driveshaft	R	F			4	L:965/A:33/D:34/ABS:43
		MT/AT	x		21497	Joint Kit		F	ws		27	A:33/F:25/ABS:43
		MT			21457	Joint Kit		F		gs	30	D:34/G:25
		MT/AT			26039	Boot Kit		F	ws			L:80/Ø1:22/Ø2:83
		MT			26100	Boot Kit		F		gs		L:94/Ø1=22/Ø2=66
2.0 (74 kW)	04.88 - 09.89	MT	x		21408	Driveshaft	L				4	L:618/A:33/D:34/ABS:43
		MT	x		21409	Driveshaft	R				4	L:965/A:33/D:34/ABS:43
		MT	x		21497	Joint Kit			ws		27	A:33/F:25/ABS:43
		MT			21457	Joint Kit				gs	30	D:34/G:25
		MT			26039	Boot Kit			ws			L:80/Ø1:22/Ø2:83
		MT			26100	Boot Kit				gs		L:94/Ø1=22/Ø2=66
2.0 i (85 kW)	09.88 - 10.90	MT	x		21408	Driveshaft	L				4	L:618/A:33/D:34/ABS:43
		MT	x		21409	Driveshaft	R				4	L:965/A:33/D:34/ABS:43
		MT/AT	x		21497	Joint Kit			ws		27	A:33/F:25/ABS:43
		MT			21457	Joint Kit				gs	30	D:34/G:25
		MT/AT			26039	Boot Kit			ws			L:80/Ø1:22/Ø2:83
		MT			26100	Boot Kit				gs		L:94/Ø1=22/Ø2=66
2.0 i KAT (85 kW)	09.88 - 11.95	MT	x	Ch.-No. - M-1999999	21408	Driveshaft	L				4	L:618/A:33/D:34/ABS:43
		MT	x	Ch.-No. N-1000001 - P-1999999	21433	Driveshaft	L				4	L:618/A:33/D:34/ABS:29
		MT	x	Ch.-No. - M-1999999	21409	Driveshaft	R				4	L:965/A:33/D:34/ABS:43
		MT	x	Ch.-No. N-1000001 - P-1999999	21434	Driveshaft	R				4	L:965/A:33/D:34/ABS:29
		MT/AT	x	Ch.-No. - M-1999999	21497	Joint Kit			ws		27	A:33/F:25/ABS:43
		MT/AT	x	Ch.-No. N-1000001 - P-1999999	21427	Joint Kit			ws		27	A:33/F:25/ABS:29
		MT			21457	Joint Kit				gs	30	D:34/G:25
		MT/AT		Ch.-No. - P-1999999	26039	Boot Kit			ws			L:80/Ø1:22/Ø2:83
		MT			26100	Boot Kit				gs		L:94/Ø1=22/Ø2=66
2.0 i (95 kW)	09.88 - 09.92	MT	x	Ch.-No. - M-1999999	21408	Driveshaft	L				4	L:618/A:33/D:34/ABS:43
		MT	x	Ch.-No. N-1000001 - P-1999999	21433	Driveshaft	L				4	L:618/A:33/D:34/ABS:29
		MT	x	Ch.-No. - M-1999999	21409	Driveshaft	R				4	L:965/A:33/D:34/ABS:43
		MT	x	Ch.-No. N-1000001 - P-1999999	21434	Driveshaft	R				4	L:965/A:33/D:34/ABS:29
		MT	x	Ch.-No. - M-1999999	21497	Joint Kit			ws		27	A:33/F:25/ABS:43
		MT	x	Ch.-No. N-1000001 - P-1999999	21427	Joint Kit			ws		27	A:33/F:25/ABS:29
		MT			21457	Joint Kit				gs	30	D:34/G:25
2.0 i (95 kW)	09.88 - 09.92	MT		Ch.-No. - P-1999999	26039	Boot Kit			ws			L:80/Ø1:22/Ø2:83
		MT			26100	Boot Kit				gs		L:94/Ø1=22/Ø2=66
2.0 i 16V (100 kW)	06.94 - 11.95	MT		Ch.-No. R-1000001 -	21457	Joint Kit	L				30	D:34/G:25




		Transm. MT Manual AT Autom.	with ABS Ring		Part-No.	Description	L Left R Right	F Front R Rear	Wheel Side	Gear Box Side	Pic. No.	Technical Specification  Further details on page I
---	---	---	---------------------	--	----------	-------------	-------------------------	-------------------------	---------------	---------------------	-------------	--

( OPEL )

( OPEL )

VECTRA A												
2.0 i 16V (100 kW)	06.94 - 11.95	MT		Ch.-No. R-1000001 -	21498	Joint Kit	R			gs	32	G:25/K:34
		MT		Ch.-No. R-1000001 -	26100	Boot Kit				gs		L:94/Ø1=22/Ø2=66
2.0 i 16V (110 kW)	01.89 - 11.95	MT	x	Ch.-No. - M-1999999	21408	Driveshaft	L				4	L:618/A:33/D:34/ABS:43
		MT	x	Ch.-No. N-1000001 - P-1999999	21433	Driveshaft	L				4	L:618/A:33/D:34/ABS:29
		MT	x	Ch.-No. - M-1999999	21412	Driveshaft	R				5	L:681/A:33/K:34/ABS:43
		MT	x	Ch.-No. N-1000001 - P-1999999	21435	Driveshaft	R				5	L:681/A:33/K:34/ABS:29
		MT	x	Ch.-No. - M-1999999	21497	Joint Kit			ws		27	A:33/F:25/ABS:43
		MT	x	Ch.-No. N-1000001 - P-1999999	21427	Joint Kit			ws		27	A:33/F:25/ABS:29
		MT			21457	Joint Kit	L			gs	30	D:34/G:25
		MT			21498	Joint Kit	R			gs	32	G:25/K:34
		MT		Ch.-No. - P-1999999	26039	Boot Kit			ws			L:80/Ø1:22/Ø2:83
		MT			26100	Boot Kit			gs			L:94/Ø1=22/Ø2=66
2.0 i 16V 4X4 (100 kW)	06.94 - 11.95	MT			21457	Joint Kit	L	F		gs	30	D:34/G:25
		MT			21498	Joint Kit	R	F		gs	32	G:25/K:34
		MT			26100	Boot Kit		F		gs		L:94/Ø1=22/Ø2=66
2.0 i 16V 4X4 (110 kW)	01.89 - 10.90	MT	x		21497	Joint Kit		F	ws		27	A:33/F:25/ABS:43
		MT			21457	Joint Kit	L	F		gs	30	D:34/G:25
		MT			21498	Joint Kit	R	F		gs	32	G:25/K:34
		MT			26039	Boot Kit		F	ws			L:80/Ø1:22/Ø2:83
		MT			26100	Boot Kit		F		gs		L:94/Ø1=22/Ø2=66
2.0 i 16V 4X4 KAT (110 kW)	02.90 - 11.95	MT	x	Ch.-No. - M-1999999	21497	Joint Kit		F	ws		27	A:33/F:25/ABS:43
		MT	x	Ch.-No. N-1000001 - P-1999999	21427	Joint Kit		F	ws		27	A:33/F:25/ABS:29
		MT			21457	Joint Kit	L	F		gs	30	D:34/G:25
		MT			21498	Joint Kit	R	F		gs	32	G:25/K:34
		MT		Ch.-No. - P-1999999	26039	Boot Kit		F	ws			L:80/Ø1:22/Ø2:83
		MT			26100	Boot Kit		F		gs		L:94/Ø1=22/Ø2=66
2.0 i 4X4 (85 kW)	01.89 - 10.90	MT	x		21497	Joint Kit		F	ws		27	A:33/F:25/ABS:43
		MT			21457	Joint Kit	L	F		gs	30	D:34/G:25
		MT			21498	Joint Kit	R	F		gs	32	G:25/K:34
		MT			26039	Boot Kit		F	ws			L:80/Ø1:22/Ø2:83
		MT			26100	Boot Kit		F		gs		L:94/Ø1=22/Ø2=66
2.0 i 4X4 KAT (85 kW)	01.89 - 11.95	MT	x	Ch.-No. - M-1999999	21497	Joint Kit		F	ws		27	A:33/F:25/ABS:43
		MT	x	Ch.-No. N-1000001 - P-1999999	21427	Joint Kit		F	ws		27	A:33/F:25/ABS:29
		MT			21457	Joint Kit	L	F		gs	30	D:34/G:25
		MT			21498	Joint Kit	R	F		gs	32	G:25/K:34
		MT		Ch.-No. - P-1999999	26039	Boot Kit		F	ws			L:80/Ø1:22/Ø2:83
		MT			26100	Boot Kit		F		gs		L:94/Ø1=22/Ø2=66
2.0 i 4X4 (95 kW)	01.89 - 09.92	MT	x	Ch.-No. - M-1999999	21497	Joint Kit		F	ws		27	A:33/F:25/ABS:43
		MT	x	Ch.-No. N-1000001 - P-1999999	21427	Joint Kit		F	ws		27	A:33/F:25/ABS:29
		MT			21457	Joint Kit	L	F		gs	30	D:34/G:25
		MT			21498	Joint Kit	R	F		gs	32	G:25/K:34

		MT		Ch.-No. - P-1999999	<b>26039</b>	Boot Kit		F	ws			L:80/Ø1:22/Ø2:83
		MT			<b>26100</b>	Boot Kit		F		gs		L:94/Ø1=22/Ø2=66
2.0 i GT (95 kW)	09.88 - 11.95	MT	x	Ch.-No. - M-1999999	<b>21408</b>	Driveshaft	L				4	L:618/A:33/D:34/ABS:43
		MT	x	Ch.-No. N-1000001 - P-1999999	<b>21433</b>	Driveshaft	L				4	L:618/A:33/D:34/ABS:29
		MT	x	Ch.-No. - M-1999999	<b>21409</b>	Driveshaft	R				4	L:965/A:33/D:34/ABS:43
		MT	x	Ch.-No. N-1000001 - P-1999999	<b>21434</b>	Driveshaft	R				4	L:965/A:33/D:34/ABS:29
		MT/AT	x	Ch.-No. - M-1999999	<b>21497</b>	Joint Kit			ws		27	A:33/F:25/ABS:43
		MT/AT	x	Ch.-No. N-1000001 - P-1999999	<b>21427</b>	Joint Kit			ws		27	A:33/F:25/ABS:29
		MT			<b>21457</b>	Joint Kit				gs	30	D:34/G:25
		MT/AT		Ch.-No. - P-1999999	<b>26039</b>	Boot Kit			ws			L:80/Ø1:22/Ø2:83
		MT			<b>26100</b>	Boot Kit				gs		L:94/Ø1=22/Ø2=66
2.5 V6 (125 kW)	02.93 - 11.95	MT		Ch.-No. R-1000001 -	<b>21457</b>	Joint Kit	L			gs	30	D:34/G:25
		MT		Ch.-No. R-1000001 -	<b>21498</b>	Joint Kit	R			gs	32	G:25/K:34
		MT		Ch.-No. R-1000001 -	<b>26100</b>	Boot Kit				gs		L:94/Ø1=22/Ø2=66
<b>VECTRA B</b>												
1.6 i (55 kW)	10.95 - 04.02	MT	x	Ch.-No. - W1285446, - W5276825, - W7154258	<b>24060</b>	Driveshaft	L				4	L:598/A:22/D:22/O:52/ABS:29
		MT	x	Ch.-No. W1285447 -, W7154259 -	<b>24058</b>	Driveshaft	L				4	L:597/A:33/D:22/O:52/ABS:29
		MT	x	Ch.-No. - W1285446, - W5276825, - W7154258	<b>24061</b>	Driveshaft	R				4	L:960/A:22/D:22/O:52/ABS:29
		MT	x	Ch.-No. W1285447 -, W7154259 -	<b>24059</b>	Driveshaft	R				4	L:962/A:33/D:22/O:52/ABS:29
		MT/AT	x	Ch.-No. - W1285446, - W5276825, - W7154258	<b>20181</b>	Joint Kit			ws		27	A:22/F:22/O:52/Z/ABS:29
		MT/AT	x	Ch.No. W1285447 -, W7154259 -	<b>24111</b>	Joint Kit			ws		27	A:33/F:22/O:52/Z/ABS:29
		MT/AT		Ch.-No. - W1285446, - W5276825, - W7154258	<b>23124</b>	Boot Kit			ws			L:106/Ø1:22/Ø2:78
		MT/AT		Ch.No. W1285447 -, W7154259 -, TPE boot	<b>21196</b>	Boot Kit			ws			L:112/Ø1=23/Ø2=79
1.6 i (55 kW)	09.95 - 07.03	MT	x	engine 16LZ2	<b>24062</b>	Driveshaft	L				4	L:597/A:33/D:34/O:52/ABS:29
		MT	x	engine 16LZ2	<b>24063</b>	Driveshaft	R				4	L:962/A:33/D:34/O:52/ABS:29
1.6 i 16V (74 kW)	10.95 - 04.02	MT/AT	x	Ch.-No. - W1285446, - W5276825, - W7154258	<b>24060</b>	Driveshaft	L				4	L:598/A:22/D:22/O:52/ABS:29
		MT/AT	x	Ch.-No. W1285447 -, W7154259 -	<b>24058</b>	Driveshaft	L				4	L:597/A:33/D:22/O:52/ABS:29
		MT/AT	x	Ch.-No. - W1285446, - W5276825, - W7154258	<b>24061</b>	Driveshaft	R				4	L:960/A:22/D:22/O:52/ABS:29
		MT/AT	x	Ch.-No. W1285447 -, W7154259 -	<b>24059</b>	Driveshaft	R				4	L:962/A:33/D:22/O:52/ABS:29
		MT/AT	x	Ch.-No. - W1285446, - W5276825, - W7154258	<b>20181</b>	Joint Kit			ws		27	A:22/F:22/O:52/Z/ABS:29
		MT/AT	x	Ch.No. W1285447 -, W7154259 -	<b>24111</b>	Joint Kit			ws		27	A:33/F:22/O:52/Z/ABS:29
		MT/AT		Ch.-No. - W1285446, - W5276825, - W7154258	<b>23124</b>	Boot Kit			ws			L:106/Ø1:22/Ø2:78
		MT/AT		Ch.No. W1285447 -, W7154259 -, TPE boot	<b>21196</b>	Boot Kit			ws			L:112/Ø1=23/Ø2=79
1.7 TD (60 kW)	10.95 - 11.96	MT	x		<b>24062</b>	Driveshaft	L				4	L:597/A:33/D:34/O:52/ABS:29
		MT	x		<b>24063</b>	Driveshaft	R				4	L:962/A:33/D:34/O:52/ABS:29
		MT/AT	x		<b>20183</b>	Joint Kit			ws		27	A:33/F:25/O:52/Z/ABS:29
		MT/AT			<b>20182</b>	Boot Kit			ws			L:107/Ø1=26/Ø2=86
1.8 i 16V (85 kW)	10.95 - 09.00	MT/AT	x	engine X18XE	<b>24062</b>	Driveshaft	L				4	L:597/A:33/D:34/O:52/ABS:29
		MT	x	engine X18XE1	<b>24075</b>	Driveshaft	L				4	L:599/A:33/D:22/O:52/ABS:29
		MT/AT	x	engine X18XE	<b>24063</b>	Driveshaft	R				4	L:962/A:33/D:34/O:52/ABS:29
		MT	x	engine X18XE1	<b>24076</b>	Driveshaft	R				4	L:959/A:33/D:22/O:52/ABS:29
		MT/AT	x		<b>20183</b>	Joint Kit			ws		27	A:33/F:25/O:52/Z/ABS:29
		MT/AT			<b>20182</b>	Boot Kit			ws			L:107/Ø1=26/Ø2=86
1.8 i 16V (92 kW)	09.00 - 04.02	MT	x		<b>24075</b>	Driveshaft	L				4	L:599/A:33/D:22/O:52/ABS:29
		MT	x		<b>24076</b>	Driveshaft	R				4	L:959/A:33/D:22/O:52/ABS:29
		MT/AT	x		<b>20183</b>	Joint Kit			ws		27	A:33/F:25/O:52/Z/ABS:29
		MT/AT			<b>20182</b>	Boot Kit			ws			L:107/Ø1=26/Ø2=86
2.0 DI 16V (60 kW)	11.96 - 04.02	MT	x		<b>24062</b>	Driveshaft	L				4	L:597/A:33/D:34/O:52/ABS:29
		MT	x		<b>24063</b>	Driveshaft	R				4	L:962/A:33/D:34/O:52/ABS:29
		MT/AT	x		<b>20183</b>	Joint Kit			ws		27	A:33/F:25/O:52/Z/ABS:29
		MT/AT			<b>20182</b>	Boot Kit			ws			L:107/Ø1=26/Ø2=86

		Transm.	with ABS Ring		Part-No.	Description	L	F	Wheel Side	Gear Box Side	Pic. No.	Technical Specification  Further details on page I
		MT Manual AT Autom.					Left R Right	Front R Rear				

( OPEL )

( OPEL )

VECTRA B												
2.0 DTI 16V (74 kW)	06.97 - 04.02	MT	x		24062	Driveshaft	L				4	L:597/A:33/D:34/O:52/ABS:29
		MT	x		24063	Driveshaft	R				4	L:962/A:33/D:34/O:52/ABS:29
		MT/AT	x		20183	Joint Kit			ws		27	A:33/F:25/O:52/Z/ABS:29
		MT/AT			20182	Boot Kit			ws			L:107/Ø1=26/Ø2=86
2.0 i (82 kW)	10.95 - 04.02	MT	x		24062	Driveshaft	L				4	L:597/A:33/D:34/O:52/ABS:29
		MT	x		24063	Driveshaft	R				4	L:962/A:33/D:34/O:52/ABS:29
		MT/AT	x		20183	Joint Kit			ws		27	A:33/F:25/O:52/Z/ABS:29
		MT/AT			20182	Boot Kit			ws			L:107/Ø1=26/Ø2=86
2.0 i 16V (100 kW)	10.95 - 09.00	MT/AT	x		24062	Driveshaft	L				4	L:597/A:33/D:34/O:52/ABS:29
		MT/AT	x		24063	Driveshaft	R				4	L:962/A:33/D:34/O:52/ABS:29
		MT/AT	x		20183	Joint Kit			ws		27	A:33/F:25/O:52/Z/ABS:29
		MT/AT			20182	Boot Kit			ws			L:107/Ø1=26/Ø2=86
2.2 i 16V (108 kW)	07.00 - 07.01	MT/AT	x		24062	Driveshaft	L				4	L:597/A:33/D:34/O:52/ABS:29
		MT/AT	x		24063	Driveshaft	R				4	L:962/A:33/D:34/O:52/ABS:29
2.5 i V6 (125 kW)	10.95 - 09.00	MT/AT	x		24062	Driveshaft	L				4	L:597/A:33/D:34/O:52/ABS:29
		MT/AT	x		24063	Driveshaft	R				4	L:962/A:33/D:34/O:52/ABS:29
		MT/AT	x		20183	Joint Kit			ws		27	A:33/F:25/O:52/Z/ABS:29
		MT/AT			20182	Boot Kit			ws			L:107/Ø1=26/Ø2=86
VECTRA B CARAVAN												
1.6 i (55 kW)	11.96 - 06.00	MT	x	Ch.-No. - W1285446, - W5276825, - W7154258	24060	Driveshaft	L				4	L:598/A:22/D:22/O:52/ABS:29
		MT	x	Ch.-No. W1285447 -, W7154259 -	24058	Driveshaft	L				4	L:597/A:33/D:22/O:52/ABS:29
		MT	x	Ch.-No. - W1285446, - W5276825, - W7154258	24061	Driveshaft	R				4	L:960/A:22/D:22/O:52/ABS:29
		MT	x	Ch.-No. W1285447 -, W7154259 -	24059	Driveshaft	R				4	L:962/A:33/D:22/O:52/ABS:29
		MT/AT	x	Ch.-No. - W1285446, - W5276825, - W7154258	20181	Joint Kit			ws		27	A:22/F:22/O:52/Z/ABS:29
		MT/AT	x	Ch.No. W1285447 -, W7154259 -	24111	Joint Kit			ws		27	A:33/F:22/O:52/Z/ABS:29
		MT/AT		Ch.-No. - W1285446, - W5276825, - W7154258	23124	Boot Kit			ws			L:106/Ø1:22/Ø2:78
		MT/AT		Ch.No. W1285447 -, W7154259 -, TPE boot	21196	Boot Kit			ws			L:112/Ø1=23/Ø2=79
1.6 i (55 kW)	09.95 - 07.03	MT	x	engine 16LZ2	24062	Driveshaft	L				4	L:597/A:33/D:34/O:52/ABS:29
		MT	x	engine 16LZ2	24063	Driveshaft	R				4	L:962/A:33/D:34/O:52/ABS:29
1.6 i 16V (74 kW)	11.96 - 07.02	MT/AT	x	Ch.-No. - W1285446, - W5276825, - W7154258	24060	Driveshaft	L				4	L:598/A:22/D:22/O:52/ABS:29
		MT/AT	x	Ch.-No. W1285447 -, W7154259 -	24058	Driveshaft	L				4	L:597/A:33/D:22/O:52/ABS:29
		MT/AT	x	Ch.-No. - W1285446, - W5276825, - W7154258	24061	Driveshaft	R				4	L:960/A:22/D:22/O:52/ABS:29
		MT/AT	x	Ch.-No. W1285447 -, W7154259 -	24059	Driveshaft	R				4	L:962/A:33/D:22/O:52/ABS:29
		MT/AT	x	Ch.-No. - W1285446, - W5276825, - W7154258	20181	Joint Kit			ws		27	A:22/F:22/O:52/Z/ABS:29
		MT/AT	x	Ch.No. W1285447 -, W7154259 -	24111	Joint Kit			ws		27	A:33/F:22/O:52/Z/ABS:29
		MT/AT		Ch.-No. - W1285446, - W5276825, - W7154258	23124	Boot Kit			ws			L:106/Ø1:22/Ø2:78
		MT/AT		Ch.No. W1285447 -, W7154259 -, TPE boot	21196	Boot Kit			ws			L:112/Ø1=23/Ø2=79
1.8 i 16V (85 kW)	11.96 - 09.00	MT/AT	x	engine X18XE	24062	Driveshaft	L				4	L:597/A:33/D:34/O:52/ABS:29
		MT	x	engine X18XE1	24075	Driveshaft	L				4	L:599/A:33/D:22/O:52/ABS:29
		MT/AT	x	engine X18XE	24063	Driveshaft	R				4	L:962/A:33/D:34/O:52/ABS:29
		MT	x	engine X18XE1	24076	Driveshaft	R				4	L:959/A:33/D:22/O:52/ABS:29



		MT/AT	x		20183	Joint Kit			ws		27	A:33/F:25/O:52/Z/ABS:29
		MT/AT			20182	Boot Kit			ws			L:107/Ø1=26/Ø2=86
1.8 i 16V (92 kW)	09.00 - 07.03	MT	x		24075	Driveshaft	L				4	L:599/A:33/D:22/O:52/ABS:29
		MT	x		24076	Driveshaft	R				4	L:959/A:33/D:22/O:52/ABS:29
		MT/AT	x		20183	Joint Kit			ws		27	A:33/F:25/O:52/Z/ABS:29
		MT/AT			20182	Boot Kit			ws			L:107/Ø1=26/Ø2=86
2.0 DI 16V (60 kW)	11.96 - 06.00	MT	x		24062	Driveshaft	L				4	L:597/A:33/D:34/O:52/ABS:29
		MT	x		24063	Driveshaft	R				4	L:962/A:33/D:34/O:52/ABS:29
		MT/AT	x		20183	Joint Kit			ws		27	A:33/F:25/O:52/Z/ABS:29
		MT/AT			20182	Boot Kit			ws			L:107/Ø1=26/Ø2=86
2.0 DTI 16V (74 kW)	06.97 - 07.03	MT	x		24062	Driveshaft	L				4	L:597/A:33/D:34/O:52/ABS:29
		MT	x		24063	Driveshaft	R				4	L:962/A:33/D:34/O:52/ABS:29
		MT/AT	x		20183	Joint Kit			ws		27	A:33/F:25/O:52/Z/ABS:29
		MT/AT			20182	Boot Kit			ws			L:107/Ø1=26/Ø2=86
2.0 i (82 kW)	11.96 - 02.02	MT	x		24062	Driveshaft	L				4	L:597/A:33/D:34/O:52/ABS:29
		MT	x		24063	Driveshaft	R				4	L:962/A:33/D:34/O:52/ABS:29
		MT/AT	x		20183	Joint Kit			ws		27	A:33/F:25/O:52/Z/ABS:29
		MT/AT			20182	Boot Kit			ws			L:107/Ø1=26/Ø2=86
2.0 i 16V (100 kW)	11.96 - 09.00	MT/AT	x		24062	Driveshaft	L				4	L:597/A:33/D:34/O:52/ABS:29
		MT/AT	x		24063	Driveshaft	R				4	L:962/A:33/D:34/O:52/ABS:29
		MT/AT	x		20183	Joint Kit			ws		27	A:33/F:25/O:52/Z/ABS:29
		MT/AT			20182	Boot Kit			ws			L:107/Ø1=26/Ø2=86
2.2 i 16V (108 kW)	09.00 - 07.03	MT/AT	x		24062	Driveshaft	L				4	L:597/A:33/D:34/O:52/ABS:29
		MT/AT	x		24063	Driveshaft	R				4	L:962/A:33/D:34/O:52/ABS:29
2.5 i V6 (125 kW)	11.96 - 09.00	MT/AT	x		24062	Driveshaft	L				4	L:597/A:33/D:34/O:52/ABS:29
		MT/AT	x		24063	Driveshaft	R				4	L:962/A:33/D:34/O:52/ABS:29
		MT/AT	x		20183	Joint Kit			ws		27	A:33/F:25/O:52/Z/ABS:29
		MT/AT			20182	Boot Kit			ws			L:107/Ø1=26/Ø2=86

### VECTRA C / VECTRA C CARAVAN / GTS

1.6 16V (74 kW)	04.02 - 08.08	MT		Ch.-No. - 71009336	24635	Driveshaft	L					L:619/A:30/D:22
		MT		Ch.-No. - 71009336	24636	Driveshaft	R				4	L:984/A:30/D:22
1.6 16V (74 kW)	06.04 - 08.08	MT			23798	Joint Kit			ws		27	A:30/F:25/DF:25.84/Z
		MT		TPE boot	22291	Boot Kit			ws			L:110/Ø1=26/Ø2=87
1.6 (77 kW)	08.05 - 08.08	MT		Ch.-No. - 71009336	24635	Driveshaft	L					L:619/A:30/D:22
		MT		Ch.-No. - 71009336	24636	Driveshaft	R				4	L:984/A:30/D:22
1.8 (81 kW)	04.02 - 07.03	MT		Ch.-No. - 71009336	24635	Driveshaft	L					L:619/A:30/D:22
		MT		Ch.-No. - 71009336	24636	Driveshaft	R				4	L:984/A:30/D:22
		MT			23798	Joint Kit			ws		27	A:30/F:25/DF:25.84/Z
		MT		TPE boot	22291	Boot Kit			ws			L:110/Ø1=26/Ø2=87
1.8 16V (90 kW)	04.02 - 09.05	MT		Ch.-No. - 71009336	24635	Driveshaft	L					L:619/A:30/D:22
		MT		Ch.-No. - 71009336	24636	Driveshaft	R				4	L:984/A:30/D:22
		MT			23798	Joint Kit			ws		27	A:30/F:25/DF:25.84/Z
		MT		TPE boot	22291	Boot Kit			ws			L:110/Ø1=26/Ø2=87
		MT			23202	Boot Kit				gs		L:99/Ø1=25/Ø2=65
1.8 (103 kW)	08.05 - 08.08	MT		Ch.-No. - 71009336	24635	Driveshaft	L					L:619/A:30/D:22
		MT		Ch.-No. - 71009336	24636	Driveshaft	R				4	L:984/A:30/D:22
2.0 16V Turbo (129 kW)	03.03 -	MT			24600	Driveshaft	L/R					L:621/A:30/D:27
		MT			23984	Joint Kit			ws		27	A:30/F:26/O:52.3/Z
2.0 16V Turbo (129 kW)	03.03 -	MT		TPE boot	23024	Boot Kit			ws			L:125/Ø1=27/Ø2=89
		MT			23202	Boot Kit				gs		L:99/Ø1=25/Ø2=65
2.2 16V (108 kW)	04.02 -	MT			23798	Joint Kit			ws		27	A:30/F:25/DF:25.84/Z

		Transm.	with ABS Ring		Part-No.	Description	L	F	Wheel Side	Gear Box Side	Pic. No.	Technical Specification  Further details on page I
		MT Manual AT Autom.					Left R Right	Front R Rear				

( OPEL )

( OPEL )

VECTRA C / VECTRA C CARAVAN / GTS												
2.2 16V (108 kW)	04.02 -	MT		TPE boot	22291	Boot Kit			ws	gs		L:110/Ø1=26/Ø2=87
		MT			23202	Boot Kit					27	L:99/Ø1=25/Ø2=65
2.2 direct (114 kW)	10.03 -	MT		TPE boot	23798	Joint Kit			ws			A:30/F:25/DF:25.84/Z
		MT			22291	Boot Kit			ws			L:110/Ø1=26/Ø2=87
		MT			23202	Boot Kit				gs		L:99/Ø1=25/Ø2=65
3.2 V6 (155 kW)	08.02 -	MT			24600	Driveshaft	L/R				4	L:621/A:30/D:27
		MT			23984	Joint Kit			ws		27	A:30/F:26/O:52.3/Z
		MT		TPE boot	23024	Boot Kit			ws			L:125/Ø1=27/Ø2=89
		MT			23202	Boot Kit				gs		L:99/Ø1=25/Ø2=65
1.9 CDTI (74 kW)	10.05 -	MT			24603	Driveshaft	L				4	L:627/A:30/D:27
		MT			24600	Driveshaft	R				4	L:621/A:30/D:27
1.9 CDTI (88 kW)	04.04 -	MT		gear F40	24603	Driveshaft	L				4	L:627/A:30/D:27
		MT		gear F40	24600	Driveshaft	R				4	L:621/A:30/D:27
		MT			23984	Joint Kit			ws		27	A:30/F:26/O:52.3/Z
		MT		TPE boot	23024	Boot Kit			ws			L:125/Ø1=27/Ø2=89
1.9 CDTI (110 kW)	04.04 -	MT		gear F40	24603	Driveshaft	L				4	L:627/A:30/D:27
		MT		gear F40	24600	Driveshaft	R				4	L:621/A:30/D:27
		semi-AT			24604	Driveshaft	R				4	L:617.2/A:30/D:27
		MT			23984	Joint Kit			ws		27	A:30/F:26/O:52.3/Z
		MT		TPE boot	23024	Boot Kit			ws			L:125/Ø1=27/Ø2=89
2.0 DTI 16V (74 kW)	04.02 -	MT			23798	Joint Kit			ws		27	A:30/F:25/DF:25.84/Z
		MT		TPE boot	22291	Boot Kit			ws			L:110/Ø1=26/Ø2=87
		MT			23202	Boot Kit				gs		L:99/Ø1=25/Ø2=65
2.2 DTI 16V (92 kW)	04.02 -	MT			24600	Driveshaft	L/R				4	L:621/A:30/D:27
		MT			23984	Joint Kit			ws		27	A:30/F:26/O:52.3/Z
		MT		TPE boot	23024	Boot Kit			ws			L:125/Ø1=27/Ø2=89
		MT			23202	Boot Kit				gs		L:99/Ø1=25/Ø2=65
3.0 CDTI (130 kW)	06.03 -	MT			24600	Driveshaft	L/R				4	L:621/A:30/D:27
		MT			23984	Joint Kit			ws		27	A:30/F:26/O:52.3/Z
		MT		TPE boot	23024	Boot Kit			ws			L:125/Ø1=27/Ø2=89
		MT			23202	Boot Kit				gs		L:99/Ø1=25/Ø2=65
VIVARO												
2.0 16V (88 kW)	08.01 -	MT/AT			21962	Driveshaft	L				26	L:672/A:27
		MT/AT			21963	Driveshaft	R				9	L:1018/A:27/D:39
1.9 DI (60 kW)	08.01 -	MT/AT			21962	Driveshaft	L				26	L:672/A:27
		MT/AT			21963	Driveshaft	R				9	L:1018/A:27/D:39
		MT/AT		TPE boot	23047	Boot Kit			ws			L:125/Ø1=27/Ø2=89
		MT/AT			23244	Boot Kit	L			gs		L:92/Ø1=40/Ø2=74
1.9 DTI (74 kW)	08.01 -	MT/AT			21962	Driveshaft	L				26	L:672/A:27
		MT/AT			21963	Driveshaft	R				9	L:1018/A:27/D:39
		MT/AT		TPE boot	23047	Boot Kit			ws			L:125/Ø1=27/Ø2=89

		MT/AT			23244	Boot Kit	L		gs		L:92/Ø1=40/Ø2=74
2.5 DTI (99 kW)	05.03 -	MT/AT		TPE boot	23047	Boot Kit		ws			L:125/Ø1=27/Ø2=89
		MT/AT			23244	Boot Kit	L		gs		L:92/Ø1=40/Ø2=74
<b>ZAFIRA (F75_)</b>											
1.6 CNG (71 kW)	09.01 - 06.05	MT			24071	Driveshaft	L			4	L:615/A:33/D:22/O:52
		MT			24072	Driveshaft	R			4	L:960/A:33/D:22/O:52
		MT/AT		TPE boot	21540	Boot Kit		ws			L:121/Ø1=25/Ø2=83
1.6 16V (74 kW)	04.99 - 06.05	MT			24071	Driveshaft	L			4	L:615/A:33/D:22/O:52
		MT			24072	Driveshaft	R			4	L:960/A:33/D:22/O:52
		MT/AT	x		20183	Joint Kit		ws		27	A:33/F:25/O:52/Z/ABS:29
		MT/AT			20182	Boot Kit		ws			L:107/Ø1=26/Ø2=86
1.8 16V (85 kW)	04.99 - 09.00	MT			24071	Driveshaft	L			4	L:615/A:33/D:22/O:52
		MT			24072	Driveshaft	R			4	L:960/A:33/D:22/O:52
		MT/AT	x		20183	Joint Kit		ws		27	A:33/F:25/O:52/Z/ABS:29
		MT/AT			20182	Boot Kit		ws			L:107/Ø1=26/Ø2=86
1.8 16V (92 kW)	09.00 - 06.05	MT			24071	Driveshaft	L			4	L:615/A:33/D:22/O:52
		MT			24072	Driveshaft	R			4	L:960/A:33/D:22/O:52
		MT/AT	x		20183	Joint Kit		ws		27	A:33/F:25/O:52/Z/ABS:29
		MT/AT			20182	Boot Kit		ws			L:107/Ø1=26/Ø2=86
2.0 DI 16V (60 kW)	10.99 - 06.05	MT			24073	Driveshaft	L			4	L:611/A:33/D:34/O:52
		MT			24074	Driveshaft	R			4	L:955/A:33/D:34/O:52
		MT/AT	x		20183	Joint Kit		ws		27	A:33/F:25/O:52/Z/ABS:29
		MT/AT			20182	Boot Kit		ws			L:107/Ø1=26/Ø2=86
2.0 DTI 16V (74 kW)	09.00 - 06.05	MT			24073	Driveshaft	L			4	L:611/A:33/D:34/O:52
		MT			24074	Driveshaft	R			4	L:955/A:33/D:34/O:52
		MT/AT	x		20183	Joint Kit		ws		27	A:33/F:25/O:52/Z/ABS:29
		MT/AT			20182	Boot Kit		ws			L:107/Ø1=26/Ø2=86
2.2 16V (108 kW)	09.00 - 06.05	MT			24073	Driveshaft	L			4	L:611/A:33/D:34/O:52
		MT			24074	Driveshaft	R			4	L:955/A:33/D:34/O:52
		MT/AT		TPE boot	22291	Boot Kit		ws			L:110/Ø1=26/Ø2=87
<b>ZAFIRA</b>											
1.6 (69 kW)	01.06 -	MT			24079	Driveshaft	L			4	L:606/A:33/D:22/O:52.3
		MT			24080	Driveshaft	R			5	L:968.4/A:33/D:22/O:52.3
1.6 (77 kW)	07.05 -	MT			24079	Driveshaft	L			4	L:606/A:33/D:22/O:52.3
		MT			24080	Driveshaft	R			5	L:968.4/A:33/D:22/O:52.3
		MT			23985	Joint Kit		ws		27	A:33/F:22/O:52.25/Z
		MT		TPE boot	23986	Boot Kit		ws			L:123/Ø1=23/Ø2=77
2.0 (147 kW)	07.05 -	MT			24083	Driveshaft	L				L:576.7/A:33/D:25/O:52.3
		MT			24084	Driveshaft	R				L:619.7/A:33/K:34/O:52.3
		MT			23997	Joint Kit		ws		27	A:33/F:26/DF:26.9/O:52.25/Z
		MT		TPE boot	23024	Boot Kit		ws			L:125/Ø1=27/Ø2=89
2.0 (177 kW)	07.05 -	MT			23997	Joint Kit		ws		27	A:33/F:26/DF:26.9/O:52.25/Z
		MT		TPE boot	23024	Boot Kit		ws			L:125/Ø1=27/Ø2=89
1.9 CDTI (74/88 kW)	07.05 -	MT		engine Z19 DT	24084	Driveshaft	R				L:619.7/A:33/K:34/O:52.3
		MT		engine Z 19 DT	23997	Joint Kit		ws		27	A:33/F:26/DF:26.9/O:52.25/Z
		MT		TPE boot	23024	Boot Kit		ws			L:125/Ø1=27/Ø2=89
1.9 CDTI (110 kW)	07.05 -	MT		engine Z 19 DTH	24087	Driveshaft	L				L:595.2/A:30/D:25/O:52.3
		MT		engine Z 19 DTH	24088	Driveshaft	R				L:619.7/A:30/K:34/O:52.3
		MT		engine Z 19 DTH	23984	Joint Kit		ws		27	A:30/F:26/O:52.3/Z
		MT		TPE boot	23024	Boot Kit		ws			L:125/Ø1=27/Ø2=89




		Transm.	with ABS Ring		Part-No.	Description	L	F	Wheel Side	Gear Box Side	Pic. No.	Technical Specification  Further details on page I
		MT Manual AT Autom.					Left R Right	Front R Rear				

## PEUGEOT

## PEUGEOT

104												
all types	10.72 - 06.88	MT			21605	Driveshaft	L/R				6	L:710/A:21/D:22
		MT			21651	Boot Kit			ws			L:117/Ø1=19/Ø2=75.5
		MT			23001	Boot Kit				gs		L:166/Ø1=19/with cap
106 I												
1.0 (33/37 kW)	09.91 - 04.96	MT		3-hole rim	20649	Driveshaft	L				6	L:645/A:21/D:22
		MT		4-hole rim	20651	Driveshaft	L				6	L:650/A:21/D:22
		MT		3-hole rim	20650	Driveshaft	R				6	L:835/A:21/D:22
		MT		4-hole rim	20652	Driveshaft	R				6	L:840/A:21/D:22
		MT			23110	Boot Kit			ws			L:82/Ø1=19/Ø2=68
		MT		TPE boot	23125	Boot Kit	L		ws			Ø1=20.8
		MT		TPE boot	23126	Boot Kit	R		ws			Ø1=23.7
		MT			26281	Boot Kit				gs		L:164/Ø1=19/with cap
1.1 (44 kW)	09.91 - 04.96	MT		3-hole rim	20649	Driveshaft	L				6	L:645/A:21/D:22
		MT		4-hole rim	20651	Driveshaft	L				6	L:650/A:21/D:22
		MT		3-hole rim	20650	Driveshaft	R				6	L:835/A:21/D:22
		MT		4-hole rim	20652	Driveshaft	R				6	L:840/A:21/D:22
		MT			23110	Boot Kit			ws			L:82/Ø1=19/Ø2=68
		MT		TPE boot	23125	Boot Kit	L		ws			Ø1=20.8
		MT		TPE boot	23126	Boot Kit	R		ws			Ø1=23.7
		MT			26281	Boot Kit				gs		L:164/Ø1=19/with cap
1.3 (72 kW)	10.93 - 04.96	MT			23350	Driveshaft	L					L:640/A:21/D:22
		MT	x	ABS (Bendix)	21697	Driveshaft	L				6	L:625/A:21/D:22/ABS:48
		MT			23351	Driveshaft	R					L:803/A:21/D:22
		MT	x	ABS (Bendix)	21698	Driveshaft	R				9	L:803/A:21/D:22/ABS:48
		MT			23112	Boot Kit			ws			L:91/Ø1=20/Ø2=77
		MT		TPE boot	23128	Boot Kit			ws			Ø1=23.7
		MT			23111	Boot Kit				gs		L:172/Ø1=19/Ø2=72/with cap
1.4 (55 kW)	09.91 - 04.96	MT		4-hole rim	20651	Driveshaft	L				6	L:650/A:21/D:22
		MT	x	ABS (Bendix)	20655	Driveshaft	L				6	L:650/A:21/D:22/ABS:48
		MT		4-hole rim	20652	Driveshaft	R				6	L:840/A:21/D:22
		MT	x	ABS (Bendix)	20656	Driveshaft	R				6	L:840/A:21/D:22/ABS:48
		MT			23110	Boot Kit			ws			L:82/Ø1=19/Ø2=68
		MT		TPE boot	23126	Boot Kit	L		ws			Ø1=23.7
		MT		TPE boot	23127	Boot Kit	R		ws			Ø1=30
		MT			23111	Boot Kit				gs		L:172/Ø1=19/Ø2=72/with cap
1.4 (69 kW)	09.91 - 04.96	MT			23350	Driveshaft	L					L:640/A:21/D:22
		MT	x	ABS (Bendix)	21697	Driveshaft	L				6	L:625/A:21/D:22/ABS:48
		AT	x	ABS (Bendix)	21699	Driveshaft	L				12	L:516/A:21/ABS:48
		MT			23351	Driveshaft	R					L:803/A:21/D:22
		MT	x	ABS (Bendix)	21698	Driveshaft	R				9	L:803/A:21/D:22/ABS:48
		AT	x	ABS (Bendix)	21700	Driveshaft	R				9	L:467/A:21/ABS:48

		MT			23112	Boot Kit			ws			L:91/Ø1=20/Ø2=77
		MT		TPE boot	23128	Boot Kit			ws			Ø1=23.7
		MT			23111	Boot Kit				gs		L:172/Ø1=19/Ø2=72/with cap
1.4 D (37 kW)	09.92 - 04.96	MT		4-hole rim	20651	Driveshaft	L				6	L:650/A:21/D:22
		MT	x	ABS (Bendix)	20655	Driveshaft	L				6	L:650/A:21/D:22/ABS:48
		AT	x	ABS (Bendix)	21699	Driveshaft	L				12	L:516/A:21/ABS:48
		MT		4-hole rim	20652	Driveshaft	R				6	L:840/A:21/D:22
		MT	x	ABS (Bendix)	20656	Driveshaft	R				6	L:840/A:21/D:22/ABS:48
		AT	x	ABS (Bendix)	21700	Driveshaft	R				9	L:467/A:21/ABS:48
		MT			23110	Boot Kit			ws			L:82/Ø1=19/Ø2=68
		MT		TPE boot	23126	Boot Kit	L		ws			Ø1=23.7
		MT		TPE boot	23127	Boot Kit	R		ws			Ø1=30
		MT			23111	Boot Kit				gs		L:172/Ø1=19/Ø2=72/with cap
1.5 D (40/43 kW)	06.94 - 04.96	MT			23346	Driveshaft	L					L:640/A:21/D:22
		MT	x	ABS (Bendix)	23348	Driveshaft	L					L:640/A:21/D:22/ABS:48
		AT	x	ABS (Bendix)	21699	Driveshaft	L				12	L:516/A:21/ABS:48
		MT			23347	Driveshaft	R					L:840/A:21/D:22
		MT	x	ABS (Bendix)	23349	Driveshaft	R					L:840/A:21/D:22/ABS:48
		AT	x	ABS (Bendix)	21700	Driveshaft	R				9	L:467/A:21/ABS:48
		MT			23110	Boot Kit			ws			L:82/Ø1=19/Ø2=68
		MT		TPE boot	23126	Boot Kit	L		ws			Ø1=23.7
		MT		TPE boot	23127	Boot Kit	R		ws			Ø1=30
		MT			23111	Boot Kit				gs		L:172/Ø1=19/Ø2=72/with cap
1.6 (65 kW)	06.93 - 04.96	MT			23346	Driveshaft	L					L:640/A:21/D:22
		MT	x	ABS (Bendix)	23348	Driveshaft	L					L:640/A:21/D:22/ABS:48
		AT	x	ABS (Bendix)	21699	Driveshaft	L				12	L:516/A:21/ABS:48
		MT			23347	Driveshaft	R					L:840/A:21/D:22
		MT	x	ABS (Bendix)	23349	Driveshaft	R					L:840/A:21/D:22/ABS:48
		AT	x	ABS (Bendix)	21700	Driveshaft	R				9	L:467/A:21/ABS:48
		MT			23110	Boot Kit			ws			L:82/Ø1=19/Ø2=68
		MT		TPE boot	23126	Boot Kit	L		ws			Ø1=23.7
		MT		TPE boot	23127	Boot Kit	R		ws			Ø1=30
		MT			23111	Boot Kit				gs		L:172/Ø1=19/Ø2=72/with cap
1.6 (76 kW)	01.94 - 04.96	MT			23350	Driveshaft	L					L:640/A:21/D:22
		MT	x	ABS (Bendix)	21697	Driveshaft	L				6	L:625/A:21/D:22/ABS:48
		AT	x	ABS (Bendix)	21699	Driveshaft	L				12	L:516/A:21/ABS:48
		MT			23351	Driveshaft	R					L:803/A:21/D:22
		MT	x	ABS (Bendix)	21698	Driveshaft	R				9	L:803/A:21/D:22/ABS:48
		AT	x	ABS (Bendix)	21700	Driveshaft	R				9	L:467/A:21/ABS:48
		MT			23112	Boot Kit			ws			L:91/Ø1=20/Ø2=77
		MT		TPE boot	23128	Boot Kit			ws			Ø1=23.7
		MT			23111	Boot Kit				gs		L:172/Ø1=19/Ø2=72/with cap
<b>106 II</b>												
1.0 i (33/37 kW)	05.96 -	MT		- 12.98	20649	Driveshaft	L				6	L:645/A:21/D:22
		MT		01.99 -	21337	Driveshaft	L				6	L:630/A:21/D:22/with bearing
		MT	x	01.99 - , ABS (Bendix)	21339	Driveshaft	L				6	L:620/A:21/D:22/ABS:48
		MT		- 12.98	20650	Driveshaft	R				6	L:835/A:21/D:22
		MT		01.99 -	21338	Driveshaft	R				6	L:804/A:21/D:22
		MT	x	01.99 - , ABS (Bendix)	21340	Driveshaft	R				6	L:804/A:21/D:22/ABS:48
		MT		- 12.98	23110	Boot Kit			ws			L:82/Ø1=19/Ø2=68
		MT		- 12.98, TPE boot	23125	Boot Kit	L		ws			Ø1=20.8

		Transm.	with ABS Ring		Part-No.	Description	L	F	Wheel Side	Gear Box Side	Pic. No.	Technical Specification  Further details on page I
		MT Manual AT Autom.					Left R Right	Front R Rear				

## PEUGEOT

## PEUGEOT

106 II													
1.0 i (33/37 kW)	05.96 -	MT		- 12.98, TPE boot	23126	Boot Kit	R		ws			Ø1=23.7	
		MT		01.99 - , TPE boot	23126	Boot Kit			ws			Ø1=23.7	
		MT		- 12.98	26281	Boot Kit					gs		L:164/Ø1=19/with cap
		MT		01.99 -	23111	Boot Kit					gs		L:172/Ø1=19/Ø2=72/with cap
1.1 i (40/44 kW)	05.96 -	MT		- 12.98	20649	Driveshaft	L				6	L:645/A:21/D:22	
		MT		01.99 -	21337	Driveshaft	L				6	L:630/A:21/D:22/with bearing	
		MT	x	01.99 - , ABS (Bendix)	21339	Driveshaft	L				6	L:620/A:21/D:22/ABS:48	
		MT		- 12.98	20650	Driveshaft	R				6	L:835/A:21/D:22	
		MT		01.99 -	21338	Driveshaft	R				6	L:804/A:21/D:22	
		MT	x	01.99 - , ABS (Bendix)	21340	Driveshaft	R				6	L:804/A:21/D:22/ABS:48	
		MT		- 12.98	23110	Boot Kit			ws				L:82/Ø1=19/Ø2=68
		MT		- 12.98, TPE boot	23125	Boot Kit	L		ws				Ø1=20.8
		MT		- 12.98, TPE boot	23126	Boot Kit	R		ws				Ø1=23.7
		MT		01.99 - , TPE boot	23126	Boot Kit			ws				Ø1=23.7
		MT		- 12.98	26281	Boot Kit					gs		L:164/Ø1=19/with cap
		MT		01.99 -	23111	Boot Kit					gs		L:172/Ø1=19/Ø2=72/with cap
1.4 i (55 kW)	05.96 -	MT		- 12.98	20651	Driveshaft	L				6	L:650/A:21/D:22	
		MT		01.99 -	21337	Driveshaft	L				6	L:630/A:21/D:22/with bearing	
		MT	x	- 12.98, ABS (Bendix)	20655	Driveshaft	L				6	L:650/A:21/D:22/ABS:48	
		MT	x	01.99 - , ABS (Bendix)	21339	Driveshaft	L				6	L:620/A:21/D:22/ABS:48	
		AT	x	- 12.98, ABS (Bendix)	21699	Driveshaft	L				12	L:516/A:21/ABS:48	
		AT	x	01.99 - , ABS (Bendix)	21345	Driveshaft	L				26	L:603/A:21/ABS:48	
		MT		- 12.98	20652	Driveshaft	R				6	L:840/A:21/D:22	
		MT		01.99 -	21338	Driveshaft	R				6	L:804/A:21/D:22	
		MT	x	- 12.98, ABS (Bendix)	20656	Driveshaft	R				6	L:840/A:21/D:22/ABS:48	
		MT	x	01.99 - , ABS (Bendix)	21340	Driveshaft	R				6	L:804/A:21/D:22/ABS:48	
		AT	x	- 12.98, ABS (Bendix)	21700	Driveshaft	R				9	L:467/A:21/ABS:48	
		AT	x	01.99 - , ABS (Bendix)	21346	Driveshaft	R				9	L:701/A:21/D:23/ABS:48	
		MT		- 12.98	23110	Boot Kit			ws				L:82/Ø1=19/Ø2=68
		MT		- 12.98, TPE boot	23126	Boot Kit	L		ws				Ø1=23.7
		MT		- 12.98, TPE boot	23127	Boot Kit	R		ws				Ø1=30
		MT		01.99 - , TPE boot	23126	Boot Kit			ws				Ø1=23.7
		1.5 D (40 kW)	05.96 -	MT		- 12.98	23346	Driveshaft	L				gs
MT				01.99 -	21337	Driveshaft	L				6	L:640/A:21/D:22	
MT	x			- 12.98, ABS (Bendix)	23348	Driveshaft	L				6	L:630/A:21/D:22/with bearing	
MT	x			01.99 - , ABS (Bendix)	21339	Driveshaft	L				6	L:640/A:21/D:22/ABS:48	
MT				- 12.98	23347	Driveshaft	R				6	L:620/A:21/D:22/ABS:48	
MT				01.99 -	21338	Driveshaft	R				6	L:840/A:21/D:22	
MT	x			- 12.98, ABS (Bendix)	23349	Driveshaft	R				6	L:804/A:21/D:22/ABS:48	
MT	x			01.99 - , ABS (Bendix)	21340	Driveshaft	R				6	L:840/A:21/D:22/ABS:48	

		MT		- 12.98	23110	Boot Kit			ws			L:82/Ø1=19/Ø2=68
		MT		- 12.98, TPE boot	23126	Boot Kit	L		ws			Ø1=23.7
		MT		- 12.98, TPE boot	23127	Boot Kit	R		ws			Ø1=30
		MT		01.99 - , TPE boot	23126	Boot Kit			ws			Ø1=23.7
		MT			23111	Boot Kit				gs		L:172/Ø1=19/Ø2=72/with cap
1.6 i (65/74 kW)	05.96 -	MT		- 12.98	23350	Driveshaft	L					L:640/A:21/D:22
		MT		01.99 -	21341	Driveshaft	L					L:617/A:21/D:22
		MT	x	- 12.98, ABS (Bendix)	21697	Driveshaft	L				6	L:625/A:21/D:22/ABS:48
		MT	x	01.99 - , ABS (Bendix)	21343	Driveshaft	L				6	L:617/A:21/D:22/ABS:48
		AT	x	- 12.98, ABS (Bendix)	21699	Driveshaft	L				12	L:516/A:21/ABS:48
		AT	x	01.99 - , ABS (Bendix)	21345	Driveshaft	L				26	L:603/A:21/ABS:48
		MT		- 12.98	23351	Driveshaft	R					L:803/A:21/D:22
		MT		01.99 -	21342	Driveshaft	R					L:811/A:21/D:22
		MT	x	- 12.98, ABS (Bendix)	21698	Driveshaft	R				9	L:803/A:21/D:22/ABS:48
		MT	x	01.99 - , ABS (Bendix)	21344	Driveshaft	R				9	L:811/A:21/D:22/ABS:48
		AT	x	- 12.98, ABS (Bendix)	21700	Driveshaft	R				9	L:467/A:21/ABS:48
		AT	x	01.99 - , ABS (Bendix)	21346	Driveshaft	R				9	L:701/A:21/D:23/ABS:48
		MT		- 12.98	23112	Boot Kit			ws			L:91/Ø1=20/Ø2=77
		MT		01.99 - , TPE boot	23128	Boot Kit			ws			Ø1=23.7
		MT			23111	Boot Kit				gs		L:172/Ø1=19/Ø2=72/with cap
1.6 S16 (87 kW)	05.96 -	MT		- 12.98	23350	Driveshaft	L					L:640/A:21/D:22
		MT		01.99 -	21341	Driveshaft	L					L:617/A:21/D:22
		MT	x	- 12.98, ABS (Bendix)	21697	Driveshaft	L				6	L:625/A:21/D:22/ABS:48
		MT	x	01.99 - , ABS (Bendix)	21343	Driveshaft	L				6	L:617/A:21/D:22/ABS:48
		MT		- 12.98	23351	Driveshaft	R					L:803/A:21/D:22
		MT		01.99 -	21342	Driveshaft	R					L:811/A:21/D:22
		MT	x	- 12.98, ABS (Bendix)	21698	Driveshaft	R				9	L:803/A:21/D:22/ABS:48
		MT	x	01.99 - , ABS (Bendix)	21344	Driveshaft	R				9	L:811/A:21/D:22/ABS:48
		MT		- 12.98	23112	Boot Kit			ws			L:91/Ø1=20/Ø2=77
		MT		01.99 - , TPE boot	23128	Boot Kit			ws			Ø1=23.7
		MT			23111	Boot Kit				gs		L:172/Ø1=19/Ø2=72/with cap
<b>107</b>												
1.0 (50 kW)	06.05 -	MT			24511	Driveshaft	L				13	L:649/A:24/D:23
		MT			24512	Driveshaft	R				13	L:839/A:24/D:23
		MT			24895	Joint Kit			ws		27	A:24/F:19/O:49.4/X
		MT		TPE boot	24896	Boot Kit			ws			L:96/Ø1=21.5/Ø2=67
1.4 HDi (40 kW)	06.05 -	MT			24513	Driveshaft	L				13	L:594/A:24/D:23
		MT			24514	Driveshaft	R				13	L:898/A:24/D:23
<b>204 / 204 BREAK</b>												
all types	10.65 - 10.77	MT			21651	Boot Kit			ws			L:117/Ø1=19/Ø2=75.5
<b>205 I</b>												
0.9 (33 kW)	02.83 - 10.87	MT		gear BH3	21610	Driveshaft	L/R				6	L:735/A:21/D:22
0.9 (33 kW)	02.83 - 10.87	MT		gear BH3	21650	Boot Kit			ws			L:105/Ø1=17.5/Ø2=67.5
		MT		gear BH3	23001	Boot Kit				gs		L:166/Ø1=19/with cap
1.1 (36/37 kW)	02.83 - 10.87	MT		gear BH3	21610	Driveshaft	L/R				6	L:735/A:21/D:22
		MT		gear BH3	21650	Boot Kit			ws			L:105/Ø1=17.5/Ø2=67.5
		MT		gear BH3	23001	Boot Kit				gs		L:166/Ø1=19/with cap
1.1 CJ (44 kW)	10.89 - 12.94	MT		gear MA	21638	Driveshaft	L				6	L:610/A:21/D:22
		MT		gear MA	21637	Driveshaft	R				9	L:835/A:21/D:22
		MT		gear MA	23110	Boot Kit			ws			L:82/Ø1=19/Ø2=68

		Transm. MT Manual AT Autom.	with ABS Ring		Part-No.	Description	L Left R Right	F Front R Rear	Wheel Side	Gear Box Side	Pic. No.	Technical Specification  Further details on page I
---	---	---	---------------------	--	----------	-------------	-------------------------	-------------------------	---------------	---------------------	-------------	--

( PEUGEOT )

( PEUGEOT )

205 I													
1.1 CJ (44 kW)	10.89 - 12.94	MT		gear MA	23111	Boot Kit				gs		L:172/Ø1=19/Ø2=72/with cap	
1.4 (44 kW)	02.83 - 10.87	MT		gear BH3	21611	Driveshaft	L/R				6	L:735/A:21/D:22	
		MT		gear BH3	21651	Boot Kit			ws			L:117/Ø1=19/Ø2=75.5	
		MT		gear BH3	23007	Boot Kit				ws			L:120/Ø1=28/Ø2=75.5
		MT		gear BH3	23001	Boot Kit					gs		L:166/Ø1=19/with cap
1.4 CJ (44/49/55 kW)	03.88 - 12.94	MT		gear MA	21638	Driveshaft	L				6	L:610/A:21/D:22	
		MT		gear MA	21637	Driveshaft	R				9	L:835/A:21/D:22	
		MT		gear MA	23112	Boot Kit				ws			L:91/Ø1=20/Ø2=77
		MT		gear MA	23111	Boot Kit					gs		L:172/Ø1=19/Ø2=72/with cap
1.4 CT (58 kW)	04.86 - 12.88	MT		- 07.87, gear BH3	21611	Driveshaft	L/R				6	L:735/A:21/D:22	
		MT		08.87 -, gear MA	21638	Driveshaft	L				6	L:610/A:21/D:22	
		MT		08.87 -, gear MA	21637	Driveshaft	R				9	L:835/A:21/D:22	
		MT		- 07.87, gear BH3	21651	Boot Kit				ws			L:117/Ø1=19/Ø2=75.5
		MT		- 07.87, gear BH3	23007	Boot Kit				ws			L:120/Ø1=28/Ø2=75.5
		MT		08.87 -, gear MA	23112	Boot Kit				ws			L:91/Ø1=20/Ø2=77
		MT		- 07.87, gear BH3	23001	Boot Kit					gs		L:166/Ø1=19/with cap
		MT		08.87 -, gear MA	23111	Boot Kit					gs		L:172/Ø1=19/Ø2=72/with cap
1.6 Aut. (53/55 kW)	08.86 - 10.87	AT			21615	Driveshaft	L				6	L:600/A:21/D:24	
		AT			21616	Driveshaft	R				9	L:845/A:21/D:24	
		AT			21651	Boot Kit				ws			L:117/Ø1=19/Ø2=75.5
		AT			23065	Boot Kit				ws			L:108/Ø1=19/Ø2=80
		AT			23112	Boot Kit				ws			L:91/Ø1=20/Ø2=77
		AT			23006	Boot Kit					gs		L:111/Ø1=17/Ø2=63
		AT			23111	Boot Kit					gs		L:172/Ø1=19/Ø2=72/with cap
		AT			23049	Boot Kit					gs		L:172/Ø1=19/Ø2=78/with cap
		AT			26283	Boot Kit					gs		L:97/Ø1=21/Ø2=75
AT			26287	Boot Kit					gs		L:97/Ø1=21/Ø2=70		
1.6 CJ (65 kW)	08.92 - 12.94	MT			21615	Driveshaft	L				6	L:600/A:21/D:24	
		MT			21616	Driveshaft	R				9	L:845/A:21/D:24	
		MT			21651	Boot Kit				ws			L:117/Ø1=19/Ø2=75.5
		MT			23065	Boot Kit				ws			L:108/Ø1=19/Ø2=80
		MT			23112	Boot Kit				ws			L:91/Ø1=20/Ø2=77
		MT			23006	Boot Kit					gs		L:111/Ø1=17/Ø2=63
		MT			23111	Boot Kit					gs		L:172/Ø1=19/Ø2=72/with cap
		MT			23049	Boot Kit					gs		L:172/Ø1=19/Ø2=78/with cap
		MT			26283	Boot Kit					gs		L:97/Ø1=21/Ø2=75
MT			26287	Boot Kit					gs		L:97/Ø1=21/Ø2=70		
1.6 CTI/GTI (76 kW)	12.84 - 10.90	MT		gear BE1/3	21617	Driveshaft	L				6	L:600/A:21/D:24	
		MT		gear BE1/3	21618	Driveshaft	R				9	L:845/A:21/D:24	
		MT		gear BE1/3	23065	Boot Kit				ws			L:108/Ø1=19/Ø2=80
		MT		gear BE1/3	23112	Boot Kit				ws			L:91/Ø1=20/Ø2=77



		MT		gear BE1/3	23111	Boot Kit				gs		L:172/Ø1=19/Ø2=72/with cap
		MT		gear BE1/3	23049	Boot Kit				gs		L:172/Ø1=19/Ø2=78/with cap
		MT		gear BE1/3	26283	Boot Kit				gs		L:97/Ø1=21/Ø2=75
1.7 Diesel (44 kW)	08.83 - 10.87	MT			21615	Driveshaft	L				6	L:600/A:21/D:24
		MT			21616	Driveshaft	R				9	L:845/A:21/D:24
		MT			21651	Boot Kit			ws			L:117/Ø1=19/Ø2=75.5
		MT			23065	Boot Kit			ws			L:108/Ø1=19/Ø2=80
		MT			23112	Boot Kit			ws			L:91/Ø1=20/Ø2=77
		MT			23006	Boot Kit				gs		L:111/Ø1=17/Ø2=63
		MT			23111	Boot Kit				gs		L:172/Ø1=19/Ø2=72/with cap
		MT			23049	Boot Kit				gs		L:172/Ø1=19/Ø2=78/with cap
		MT			26283	Boot Kit				gs		L:97/Ø1=21/Ø2=75
		MT			26287	Boot Kit				gs		L:97/Ø1=21/Ø2=70
1.9 CTI (75 kW)	10.87 - 12.94	MT		gear BE1/3	21665	Driveshaft	L				7	L:600/A:25/D:24
		MT	x	gear BE1/3, ABS (Bendix)	21673	Driveshaft	L				7	L:600/A:25/D:24/ABS:48
		MT		gear BE1/3	21666	Driveshaft	R				9	L:840/A:25/D:24
		MT	x	gear BE1/3, ABS (Bendix)	21674	Driveshaft	R				9	L:840/A:25/D:24/ABS:48
		MT		gear BE1/3	23112	Boot Kit			ws			L:91/Ø1=20/Ø2=77
		MT		gear BE1/3	26216	Boot Kit			ws			L:103/Ø1=24/Ø2=88
		MT		gear BE1/3	26283	Boot Kit				gs		L:97/Ø1=21/Ø2=75
1.9 GTI (75/94 kW)	10.86 - 10.87	MT		gear BE1/3	21665	Driveshaft	L				7	L:600/A:25/D:24
		MT	x	gear BE1/3, ABS (Bendix)	21673	Driveshaft	L				7	L:600/A:25/D:24/ABS:48
		MT		gear BE1/3	21666	Driveshaft	R				9	L:840/A:25/D:24
		MT	x	gear BE1/3, ABS (Bendix)	21674	Driveshaft	R				9	L:840/A:25/D:24/ABS:48
		MT			21075	Joint Kit			ws		27	A:25/F:23/DF:23.73/O:55.5/X
		MT	x	ABS (Bendix)	21076	Joint Kit			ws		27	A:25/F:34/O:55.5/X/ABS:48
		MT		gear BE1/3	23112	Boot Kit			ws			L:91/Ø1=20/Ø2=77
		MT		gear BE1/3	26216	Boot Kit			ws			L:103/Ø1=24/Ø2=88
		MT		gear BE1/3	26283	Boot Kit				gs		L:97/Ø1=21/Ø2=75
<b>205 II</b>												
1.0 (33 kW)	10.87 - 09.98	MT		gear MA	21638	Driveshaft	L				6	L:610/A:21/D:22
		MT		gear MA	21637	Driveshaft	R				9	L:835/A:21/D:22
		MT		gear MA	23110	Boot Kit			ws			L:82/Ø1=19/Ø2=68
		MT		gear MA	23111	Boot Kit				gs		L:172/Ø1=19/Ø2=72/with cap
1.1 (36/40/44 kW)	10.87 - 09.98	MT		gear MA	21638	Driveshaft	L				6	L:610/A:21/D:22
		MT		gear MA	21637	Driveshaft	R				9	L:835/A:21/D:22
		MT		gear MA	23110	Boot Kit			ws			L:82/Ø1=19/Ø2=68
		MT		gear MA	23111	Boot Kit				gs		L:172/Ø1=19/Ø2=72/with cap
1.3 (41/44 kW)	07.89 - 09.98	MT		gear BE3	21611	Driveshaft	L/R				6	L:735/A:21/D:22
		MT		gear BE3	21651	Boot Kit			ws			L:117/Ø1=19/Ø2=75.5
		MT		gear BE3	23007	Boot Kit			ws			L:120/Ø1=28/Ø2=75.5
1.3 (41/44 kW)	07.89 - 09.98	MT		gear BE3	23001	Boot Kit				gs		L:166/Ø1=19/with cap
1.3 Rallye (74 kW)	10.87 - 10.90	MT		gear MA	21638	Driveshaft	L				6	L:610/A:21/D:22
		MT		gear MA	21637	Driveshaft	R				9	L:835/A:21/D:22
		MT		gear MA	23112	Boot Kit			ws			L:91/Ø1=20/Ø2=77
		MT		gear MA	23111	Boot Kit				gs		L:172/Ø1=19/Ø2=72/with cap
1.4 (44 kW)	10.87 - 05.89	MT		gear BH3	21611	Driveshaft	L/R				6	L:735/A:21/D:22
		MT		gear MA	21638	Driveshaft	L				6	L:610/A:21/D:22
		MT		gear MA	21637	Driveshaft	R				9	L:835/A:21/D:22
		MT		gear BH3	21651	Boot Kit			ws			L:117/Ø1=19/Ø2=75.5
		MT		gear BH3	23007	Boot Kit			ws			L:120/Ø1=28/Ø2=75.5

		Transm.	with ABS Ring		Part-No.	Description	L	F	Wheel Side	Gear Box Side	Pic. No.	Technical Specification  Further details on page I
		MT Manual AT Autom.					Left R Right	Front R Rear				

( PEUGEOT )

( PEUGEOT )

205 II													
1.4 (44 kW)	10.87 - 05.89	MT		gear MA	23112	Boot Kit			ws			L:91/Ø1=20/Ø2=77	
		MT		gear BH3	23001	Boot Kit				gs		L:166/Ø1=19/with cap	
		MT		gear MA	23111	Boot Kit					gs		L:172/Ø1=19/Ø2=72/with cap
1.4 KAT (44 kW)	01.89 - 09.93	MT		gear MA	21638	Driveshaft	L				6	L:610/A:21/D:22	
		MT		gear MA	21637	Driveshaft	R				9	L:835/A:21/D:22	
		MT		gear MA	23112	Boot Kit			ws				L:91/Ø1=20/Ø2=77
		MT		gear MA	23111	Boot Kit					gs		L:172/Ø1=19/Ø2=72/with cap
1.4 (49 kW)	10.87 - 10.90	MT		gear MA	21638	Driveshaft	L				6	L:610/A:21/D:22	
		MT		gear MA	21637	Driveshaft	R				9	L:835/A:21/D:22	
		MT		gear MA	23112	Boot Kit			ws				L:91/Ø1=20/Ø2=77
		MT		gear MA	23111	Boot Kit					gs		L:172/Ø1=19/Ø2=72/with cap
1.4 (53 kW)	01.87 - 07.88	MT		- 07.87, gear BH3	21611	Driveshaft	L/R				6	L:735/A:21/D:22	
		MT	x	08.87 - , gear MA	21638	Driveshaft	L				6	L:610/A:21/D:22	
		MT	x	08.87 - , gear MA	21637	Driveshaft	R				9	L:835/A:21/D:22	
		MT		- 07.87, gear BH3	21651	Boot Kit			ws				L:117/Ø1=19/Ø2=75.5
		MT		- 07.87, gear BH3	23007	Boot Kit			ws				L:120/Ø1=28/Ø2=75.5
		MT		08.87 - , gear MA	23112	Boot Kit			ws				L:91/Ø1=20/Ø2=77
		MT		- 07.87, gear BH3	23001	Boot Kit					gs		L:166/Ø1=19/with cap
1.4 (55 kW)	07.88 - 09.98	MT		gear MA	21638	Driveshaft	L				6	L:610/A:21/D:22	
		MT		gear MA	21637	Driveshaft	R				9	L:835/A:21/D:22	
		MT		gear MA	23112	Boot Kit			ws				L:91/Ø1=20/Ø2=77
		MT		gear MA	23111	Boot Kit					gs		L:172/Ø1=19/Ø2=72/with cap
1.4 (58 kW)	07.88 - 05.89	MT		gear BH3	21611	Driveshaft	L/R				6	L:735/A:21/D:22	
		MT	x	ABS (Bendix)	21673	Driveshaft	L				7	L:600/A:25/D:24/ABS:48	
		MT	x	ABS (Bendix)	21674	Driveshaft	R				9	L:840/A:25/D:24/ABS:48	
		MT		gear BH3	21651	Boot Kit			ws				L:117/Ø1=19/Ø2=75.5
		MT		gear BH3	23007	Boot Kit			ws				L:120/Ø1=28/Ø2=75.5
		MT		gear BH3	26216	Boot Kit			ws				L:103/Ø1=24/Ø2=88
1.4 (62 kW)	06.87 - 12.89	MT		gear BH3	23001	Boot Kit					gs	L:166/Ø1=19/with cap	
		MT		gear MA	21638	Driveshaft	L				6	L:610/A:21/D:22	
		MT		gear MA	21637	Driveshaft	R				9	L:835/A:21/D:22	
		MT		gear MA	23112	Boot Kit			ws				L:91/Ø1=20/Ø2=77
1.6 (55 kW)	10.87 - 09.98	MT		gear MA	23111	Boot Kit					gs	L:172/Ø1=19/Ø2=72/with cap	
		MT		gear MA	21615	Driveshaft	L				6	L:600/A:21/D:24	
		MT		gear MA	21616	Driveshaft	R				9	L:845/A:21/D:24	
		MT		gear MA	21651	Boot Kit			ws				L:117/Ø1=19/Ø2=75.5
		MT		gear MA	23065	Boot Kit			ws				L:108/Ø1=19/Ø2=80
		MT		gear MA	23112	Boot Kit			ws				L:91/Ø1=20/Ø2=77
		MT		gear MA	23006	Boot Kit					gs	L:111/Ø1=17/Ø2=63	
		MT		gear MA	23111	Boot Kit					gs		L:172/Ø1=19/Ø2=72/with cap

		MT			23049	Boot Kit				gs		L:172/Ø1=19/Ø2=78/with cap
		MT			26283	Boot Kit				gs		L:97/Ø1=21/Ø2=75
		MT			26287	Boot Kit				gs		L:97/Ø1=21/Ø2=70
1.6 Aut. (53-65 kW)	10.87 - 09.98	AT			21615	Driveshaft	L				6	L:600/A:21/D:24
		AT			21616	Driveshaft	R				9	L:845/A:21/D:24
		AT			21651	Boot Kit			ws			L:117/Ø1=19/Ø2=75.5
		AT			23065	Boot Kit			ws			L:108/Ø1=19/Ø2=80
		AT			23112	Boot Kit			ws			L:91/Ø1=20/Ø2=77
		AT			23006	Boot Kit				gs		L:111/Ø1=17/Ø2=63
		AT			23111	Boot Kit				gs		L:172/Ø1=19/Ø2=72/with cap
		AT			23049	Boot Kit				gs		L:172/Ø1=19/Ø2=78/with cap
		AT			26283	Boot Kit				gs		L:97/Ø1=21/Ø2=75
		AT			26287	Boot Kit				gs		L:97/Ø1=21/Ø2=70
1.6 GTX (69 kW)	01.87 - 10.91	MT			21615	Driveshaft	L				6	L:600/A:21/D:24
		MT			21616	Driveshaft	R				9	L:845/A:21/D:24
		MT			21651	Boot Kit			ws			L:117/Ø1=19/Ø2=75.5
		MT			23065	Boot Kit			ws			L:108/Ø1=19/Ø2=80
		MT			23112	Boot Kit			ws			L:91/Ø1=20/Ø2=77
		MT			23006	Boot Kit				gs		L:111/Ø1=17/Ø2=63
		MT			23111	Boot Kit				gs		L:172/Ø1=19/Ø2=72/with cap
		MT			23049	Boot Kit				gs		L:172/Ø1=19/Ø2=78/with cap
		MT			26283	Boot Kit				gs		L:97/Ø1=21/Ø2=75
		MT			26287	Boot Kit				gs		L:97/Ø1=21/Ø2=70
1.6 GTI (76 kW)	10.87 - 12.89	MT	gear BE1/3		21617	Driveshaft	L				6	L:600/A:21/D:24
		MT	gear BE1/3		21618	Driveshaft	R				9	L:845/A:21/D:24
		MT	gear BE1/3		23065	Boot Kit			ws			L:108/Ø1=19/Ø2=80
		MT	gear BE1/3		23112	Boot Kit			ws			L:91/Ø1=20/Ø2=77
		MT	gear BE1/3		23111	Boot Kit				gs		L:172/Ø1=19/Ø2=72/with cap
		MT	gear BE1/3		23049	Boot Kit				gs		L:172/Ø1=19/Ø2=78/with cap
		MT	gear BE1/3		26283	Boot Kit				gs		L:97/Ø1=21/Ø2=75
1.7 Diesel (44 kW)	07.87 - 12.89	MT			21615	Driveshaft	L				6	L:600/A:21/D:24
		MT			21616	Driveshaft	R				9	L:845/A:21/D:24
		MT			21651	Boot Kit			ws			L:117/Ø1=19/Ø2=75.5
		MT			23065	Boot Kit			ws			L:108/Ø1=19/Ø2=80
		MT			23112	Boot Kit			ws			L:91/Ø1=20/Ø2=77
		MT			23006	Boot Kit				gs		L:111/Ø1=17/Ø2=63
		MT			23111	Boot Kit				gs		L:172/Ø1=19/Ø2=72/with cap
		MT			23049	Boot Kit				gs		L:172/Ø1=19/Ø2=78/with cap
		MT			26283	Boot Kit				gs		L:97/Ø1=21/Ø2=75
		MT			26287	Boot Kit				gs		L:97/Ø1=21/Ø2=70
1.7 TD (57 kW)	01.90 - 09.98	MT			21615	Driveshaft	L				6	L:600/A:21/D:24
		MT			21616	Driveshaft	R				9	L:845/A:21/D:24
		MT			21651	Boot Kit			ws			L:117/Ø1=19/Ø2=75.5
		MT			23065	Boot Kit			ws			L:108/Ø1=19/Ø2=80
		MT			23112	Boot Kit			ws			L:91/Ø1=20/Ø2=77
		MT			23006	Boot Kit				gs		L:111/Ø1=17/Ø2=63
		MT			23111	Boot Kit				gs		L:172/Ø1=19/Ø2=72/with cap
		MT			23049	Boot Kit				gs		L:172/Ø1=19/Ø2=78/with cap
		MT			26283	Boot Kit				gs		L:97/Ø1=21/Ø2=75
		MT			26287	Boot Kit				gs		L:97/Ø1=21/Ø2=70
1.9 Diesel (47 kW)	10.87 - 09.98	MT/AT			21615	Driveshaft	L				6	L:600/A:21/D:24

		Transm.	with ABS Ring		Part-No.	Description	L	F	Wheel Side	Gear Box Side	Pic. No.	Technical Specification  Further details on page I
		MT Manual AT Autom.					Left R Right	Front R Rear				

( PEUGEOT )

( PEUGEOT )

205 II												
1.9 Diesel (47 kW)	10.87 - 09.98	MT/AT			21616	Driveshaft	R				9	L:845/A:21/D:24
		MT/AT			21651	Boot Kit			ws			L:117/Ø1=19/Ø2=75.5
		MT/AT			23065	Boot Kit			ws			L:108/Ø1=19/Ø2=80
		MT/AT			23112	Boot Kit			ws			L:91/Ø1=20/Ø2=77
		MT/AT			23006	Boot Kit				gs		L:111/Ø1=17/Ø2=63
		MT/AT			23111	Boot Kit				gs		L:172/Ø1=19/Ø2=72/with cap
		MT/AT			23049	Boot Kit				gs		L:172/Ø1=19/Ø2=78/with cap
		MT/AT			26283	Boot Kit				gs		L:97/Ø1=21/Ø2=75
		MT/AT			26287	Boot Kit				gs		L:97/Ø1=21/Ø2=70
1.9 GTI (75 kW)	10.87 - 05.89	MT		gear BE1/3	21665	Driveshaft	L				7	L:600/A:25/D:24
		MT	x	gear BE1/3, ABS (Bendix)	21673	Driveshaft	L				7	L:600/A:25/D:24/ABS:48
		MT		gear BE1/3	21666	Driveshaft	R				9	L:840/A:25/D:24
		MT	x	gear BE1/3, ABS (Bendix)	21674	Driveshaft	R				9	L:840/A:25/D:24/ABS:48
		MT			21075	Joint Kit			ws		27	A:25/F:23/DF:23.73/O:55.5/X
		MT	x	ABS (Bendix)	21076	Joint Kit			ws		27	A:25/F:34/O:55.5/X/ABS:48
		MT		gear BE1/3	23112	Boot Kit			ws			L:91/Ø1=20/Ø2=77
		MT		gear BE1/3	26216	Boot Kit			ws			L:103/Ø1=24/Ø2=88
		MT		gear BE1/3	26283	Boot Kit				gs		L:97/Ø1=21/Ø2=75
1.9 GTI KAT (75 kW)	10.87 - 07.94	MT		gear BE1/3	21665	Driveshaft	L				7	L:600/A:25/D:24
		MT	x	gear BE1/3, ABS (Bendix)	21673	Driveshaft	L				7	L:600/A:25/D:24/ABS:48
		MT		gear BE1/3	21666	Driveshaft	R				9	L:840/A:25/D:24
		MT	x	gear BE1/3, ABS (Bendix)	21674	Driveshaft	R				9	L:840/A:25/D:24/ABS:48
		MT			21075	Joint Kit			ws		27	A:25/F:23/DF:23.73/O:55.5/X
		MT	x	- 12.90, ABS (Bendix)	21076	Joint Kit			ws		27	A:25/F:34/O:55.5/X/ABS:48
		MT	x	01.91 - , ABS (Bendix)	21093	Joint Kit			ws		27	A:25/F:23/O:55.7/X/ABS:90
		MT		gear BE1/3	23112	Boot Kit			ws			L:91/Ø1=20/Ø2=77
		MT		gear BE1/3	26216	Boot Kit			ws			L:103/Ø1=24/Ø2=88
		MT		gear BE1/3	26283	Boot Kit				gs		L:97/Ø1=21/Ø2=75
1.9 GTI (88 kW)	10.87 - 10.94	MT		gear BE1/3	21665	Driveshaft	L				7	L:600/A:25/D:24
		MT	x	gear BE1/3, ABS (Bendix)	21673	Driveshaft	L				7	L:600/A:25/D:24/ABS:48
		MT		gear BE1/3	21666	Driveshaft	R				9	L:840/A:25/D:24
		MT	x	gear BE1/3, ABS (Bendix)	21674	Driveshaft	R				9	L:840/A:25/D:24/ABS:48
		MT			21075	Joint Kit			ws		27	A:25/F:23/DF:23.73/O:55.5/X
		MT	x	- 12.90, ABS (Bendix)	21076	Joint Kit			ws		27	A:25/F:34/O:55.5/X/ABS:48
		MT	x	01.91 - , ABS (Bendix)	21093	Joint Kit			ws		27	A:25/F:23/O:55.7/X/ABS:90
		MT		gear BE1/3	23112	Boot Kit			ws			L:91/Ø1=20/Ø2=77
		MT		gear BE1/3	26216	Boot Kit			ws			L:103/Ø1=24/Ø2=88
		MT		gear BE1/3	26283	Boot Kit				gs		L:97/Ø1=21/Ø2=75
1.9 GTI (94 kW)	10.87 - 09.98	MT		gear BE1/3	21665	Driveshaft	L				7	L:600/A:25/D:24
		MT	x	gear BE1/3, ABS (Bendix)	21673	Driveshaft	L				7	L:600/A:25/D:24/ABS:48
		MT		gear BE1/3	21666	Driveshaft	R				9	L:840/A:25/D:24

		MT	x	gear BE1/3, ABS (Bendix)	21674	Driveshaft	R			9	L:840/A:25/D:24/ABS:48
		MT			21075	Joint Kit		ws		27	A:25/F:23/DF:23.73/O:55.5/X
		MT	x	- 12.90, ABS (Bendix)	21076	Joint Kit		ws		27	A:25/F:34/O:55.5/X/ABS:48
		MT	x	01.91 - , ABS (Bendix)	21093	Joint Kit		ws		27	A:25/F:23/O:55.7/X/ABS:90
		MT		gear BE1/3	23112	Boot Kit		ws			L:91/Ø1=20/Ø2=77
		MT		gear BE1/3	26216	Boot Kit		ws			L:103/Ø1=24/Ø2=88
		MT		gear BE1/3	26283	Boot Kit			gs		L:97/Ø1=21/Ø2=75
<b>206 / 206 SW</b>											
1.1 i (44 kW)	09.98 -	MT		gear MA	21036	Driveshaft	L			7	L:627/A:21/D:22
		MT	x	gear MA	21039	Driveshaft	L			7	L:627/A:21/D:22/ABS:48
		MT		gear MA	21037	Driveshaft	R			9	L:901/A:21/D:24
		MT	x	gear MA	21040	Driveshaft	R			9	L:903/A:21/D:22/ABS:48
		MT		gear MA, Org.-No. - 09519	20300	Joint Kit		ws		27	A:21/F:22/O:50/X
		MT		gear MA, Org.-No. 09520 -	22121	Joint Kit		ws		27	A:21/F:21/O.48.8/X
		MT	x	gear MA, Org.-No. - 09793	22270	Joint Kit		ws		27	A:21/F:22/O:50/X/ABS:48
		MT	x	gear MA, Org.-No. 09794 -	24196	Joint Kit		ws		27	A:21/F:21/O:48.8/ABS:48/Ø ABS ring:99
		MT		gear MA, Org.-No. - 09519, TPE boot	21121	Boot Kit		ws			L:113.5/Ø1=35/Ø2=77
		MT		gear MA, Org.-No. 09520 -, TPE boot	22122	Boot Kit		ws			L:112/Ø1=30.5/Ø2=74.8
		MT		gear MA	21038	Boot Kit			gs		L:83/Ø1=28/Ø2=62
1.4 i (55 kW)	09.98 -	MT		gear MA	21036	Driveshaft	L			7	L:627/A:21/D:22
		MT	x	gear MA	21039	Driveshaft	L			7	L:627/A:21/D:22/ABS:48
		MT		gear MA	21037	Driveshaft	R			9	L:901/A:21/D:24
		MT	x	gear MA	21040	Driveshaft	R			9	L:903/A:21/D:22/ABS:48
		MT		gear MA, Org.-No. - 09519	20300	Joint Kit		ws		27	A:21/F:22/O:50/X
		MT		gear MA, Org.-No. 09520 -	22121	Joint Kit		ws		27	A:21/F:21/O.48.8/X
		MT	x	gear MA, Org.-No. - 09793	22270	Joint Kit		ws		27	A:21/F:22/O:50/X/ABS:48
		MT	x	gear MA, Org.-No. 09794 -	24196	Joint Kit		ws		27	A:21/F:21/O:48.8/ABS:48/Ø ABS ring:99
		MT		gear MA, Org.-No. - 09519, TPE boot	21121	Boot Kit		ws			L:113.5/Ø1=35/Ø2=77
		MT		gear MA, Org.-No. 09520 -, TPE boot	22122	Boot Kit		ws			L:112/Ø1=30.5/Ø2=74.8
		AT		gear AL4, Org.-No. - 09275, TPE boot	21136	Boot Kit		ws			L:110/Ø1=36/Ø2=88
		MT		gear MA	21038	Boot Kit			gs		L:83/Ø1=28/Ø2=62
1.4 16V (65 kW)	10.03 -	MT		gear MA, Org.-No. - 09695	20300	Joint Kit		ws		27	A:21/F:22/O:50/X
		MT		gear MA, Org.-No. 09696 -	22121	Joint Kit		ws		27	A:21/F:21/O.48.8/X
		MT	x	gear MA, Org.-No. - 09695	22270	Joint Kit		ws		27	A:21/F:22/O:50/X/ABS:48
		MT	x	gear MA, Org.-No. 09696 -	24196	Joint Kit		ws		27	A:21/F:21/O:48.8/ABS:48/Ø ABS ring:99
		MT		gear MA, Org.-No. - 09695, TPE boot	21121	Boot Kit		ws			L:113.5/Ø1=35/Ø2=77
		MT		gear MA, Org.-No. 09696 -, TPE boot	22122	Boot Kit		ws			L:112/Ø1=30.5/Ø2=74.8
		MT		gear MA	21038	Boot Kit			gs		L:83/Ø1=28/Ø2=62
1.4 Hdi / Hdi eco (50 kW)	07.02 -	MT	x	gear MA	21042	Driveshaft	L			7	L:620/A:21/D:22/ABS:48
		MT	x	gear MA	21040	Driveshaft	R			9	L:903/A:21/D:22/ABS:48
		MT		gear MA	20300	Joint Kit		ws		27	A:21/F:22/O:50/X
		MT		gear MA	22121	Joint Kit		ws		27	A:21/F:21/O.48.8/X
		MT	x	gear MA	22270	Joint Kit		ws		27	A:21/F:22/O:50/X/ABS:48
		MT	x	gear MA	24196	Joint Kit		ws		27	A:21/F:21/O:48.8/ABS:48/Ø ABS ring:99
		MT		gear MA, Org.-No. - 09947, TPE boot	21121	Boot Kit		ws			L:113.5/Ø1=35/Ø2=77
		MT		gear MA, Org.-No. 09948 -, TPE boot	22122	Boot Kit		ws			L:112/Ø1=30.5/Ø2=74.8
		MT		gear MA	21038	Boot Kit			gs		L:83/Ø1=28/Ø2=62
1.6 16V (80 kW)	09.00 -	MT		gear MA77	21047	Driveshaft	L			7	L:613/A:25/D:22
		MT	x	- 06.06, gear MA77	21043	Driveshaft	L			7	L:613/A:25/D:22/ABS:48
		MT		gear MA77	21048	Driveshaft	R			9	L:894/A:25/D:22
		MT	x	- 06.06, gear MA77	21044	Driveshaft	R			9	L:894/A:25/D:22/ABS:48

		Transm.	with ABS Ring		Part-No.	Description	L	F	Wheel Side	Gear Box Side	Pic. No.	Technical Specification  Further details on page I
		MT Manual AT Autom.					Left R Right	Front R Rear				

## ( PEUGEOT )

## ( PEUGEOT )

206 / 206 SW													
1.6 16V (80 kW)	09.00 -	MT		gear MA77	22271	Joint Kit			ws		27	A:25/F:22/O:58.5/X	
		MT	x	gear MA77	22273	Joint Kit			ws		27	A:25/F:22/O:58.5/X/ABS:48	
		MT		gear MA77, TPE boot	21121	Boot Kit			ws				L:113.5/Ø1=35/Ø2=77
		MT		gear MA77	21038	Boot Kit				gs			L:83/Ø1=28/Ø2=62
1.6 i (65 kW)	09.98 - 12.00	MT		gear MA	21041	Driveshaft	L				7	L:620/A:21/D:22	
		MT	x	gear MA	21042	Driveshaft	L				7	L:620/A:21/D:22/ABS:48	
		MT		gear MA	21037	Driveshaft	R					9	L:901/A:21/D:24
		MT	x	gear MA	21040	Driveshaft	R					9	L:903/A:21/D:22/ABS:48
		MT		gear MA	20300	Joint Kit			ws			27	A:21/F:22/O:50/X
		MT	x	gear MA	22270	Joint Kit			ws			27	A:21/F:22/O:50/X/ABS:48
		MT		gear MA, TPE boot	21121	Boot Kit			ws				L:113.5/Ø1=35/Ø2=77
1.9 D (51 kW)	09.98 - 11.01	MT	x	gear BE4R	21045	Driveshaft	L				7	L:618/A:21/D:24/ABS:48	
		MT	x	gear BE4R	21046	Driveshaft	R				9	L:911/A:21/D:24/ABS:48	
		MT		gear BE4R, TPE boot	21136	Boot Kit			ws				L:110/Ø1=36/Ø2=88
		MT		gear BE4R	21038	Boot Kit				gs			L:83/Ø1=28/Ø2=62
2.0 HDI 90 (66 kW)	12.99 -	MT	x	gear BE4R	21049	Driveshaft	L				7	L:630/A:25/D:24/ABS:48	
		MT	x	gear BE4R	21050	Driveshaft	R				9	L:925/A:25/D:24/ABS:48	
		MT		gear BE4R, TPE boot	21136	Boot Kit			ws				L:110/Ø1=36/Ø2=88
		MT		gear BE4R	21135	Boot Kit				gs			L:102/Ø1=34/Ø2=76
2.0 S16 (99 kW)	04.99 - 10.00	MT	x	gear BE4R	21049	Driveshaft	L				7	L:630/A:25/D:24/ABS:48	
		MT	x	gear BE4R	21050	Driveshaft	R				9	L:925/A:25/D:24/ABS:48	
		MT		gear BE4R, TPE boot	21136	Boot Kit			ws				L:110/Ø1=36/Ø2=88
		MT		gear BE4R	21135	Boot Kit				gs			L:102/Ø1=34/Ø2=76
2.0 S16 (100 kW)	09.00 -	MT	x	gear BE4R	21049	Driveshaft	L				7	L:630/A:25/D:24/ABS:48	
		MT	x	gear BE4R	21050	Driveshaft	R				9	L:925/A:25/D:24/ABS:48	
		MT		gear BE4R, TPE boot	21136	Boot Kit			ws				L:110/Ø1=36/Ø2=88
		MT		gear BE4R	21135	Boot Kit				gs			L:102/Ø1=34/Ø2=76
207 / 207 SW													
1.4 (53/54 kW)	02.06 -	MT		gear MA77, engine TU3JP	24268	Driveshaft	L				6	L:650/A:21/D:22	
		MT		gear MA77, engine TU3JP	24269	Driveshaft	R				6	L:850/A:21/D:22	
		MT		gear MA77, engine TU3JP	21121	Boot Kit	R		ws				L:113.5/Ø1=35/Ø2=77
1.4 16V (65/70 kW)	02.06 -	MT		gear MA77, engine ET3J4	24268	Driveshaft	L				6	L:650/A:21/D:22	
		MT		gear MA77, engine ET3J4	24269	Driveshaft	R				6	L:850/A:21/D:22	
		MT		gear MA77, engine ET3J4	21121	Boot Kit	R		ws				L:113.5/Ø1=35/Ø2=77
1.4 16V VTi (70 kW)	06.07 -	MT		gear MA77, engine EP3	24270	Driveshaft	L				6	L:642/A:21/D:22	
		MT		gear MA77, engine EP3	24271	Driveshaft	R				6	L:860/A:21/D:22	
1.6 16V (80 kW)	02.06 -	MT		gear MA77, engine TU5JP4	24272	Driveshaft	L				6	L:642/A:25/D:22	
		AT		engine AL4, engine TU5JP4	24276	Driveshaft	L				6	L:620/A:25/D:26	
		MT		gear MA77, engine TU5JP4	24273	Driveshaft	R				6	L:845/A:25/D:22	
		AT		engine AL4, engine TU5JP4	24277	Driveshaft	R					6	L:755/A:25/K:26

		MT		gear MA77, engine TU5JP4	<b>21121</b>	Boot Kit	R		ws				L:113.5/Ø1=35/Ø2=77
1.6 16V VTi (88 kW)	02.07 -	MT		gear MA77, engine EP6	<b>24274</b>	Driveshaft	L				6		L:635/A:25/D:22
		AT		gear AL4, engine EP6	<b>24278</b>	Driveshaft	L				6		L:610/A:25/D:26
		MT		gear MA77, engine EP6	<b>24275</b>	Driveshaft	R				6		L:850/A:25/D:22
		AT		gear AL4, engine EP6	<b>24279</b>	Driveshaft	R						L:762/A:25/K:26
		MT		gear MA77, engine EP6	<b>21121</b>	Boot Kit	R		ws				L:113.5/Ø1=35/Ø2=77
1.6 16V Turbo (110 kW)	02.06 -	MT		gear BE4R	<b>24668</b>	Driveshaft	L				6		L645/A:25/D:24
1.6 16V Turbo (115 kW)	10.09 -	MT		gear BE4R	<b>24668</b>	Driveshaft	L				6		L645/A:25/D:24
1.6 16V RC (128 kW)	02.07 -	MT		gear BE4R	<b>24668</b>	Driveshaft	L				6		L645/A:25/D:24
1.4 HDi (50 kW)	02.06 -	MT		gear MA77, engine DV4TD	<b>24274</b>	Driveshaft	L				6		L:635/A:25/D:22
		MT		gear MA77, engine DV4TD	<b>24275</b>	Driveshaft	R				6		L:850/A:25/D:22
		MT		gear MA77, engine DV4TD	<b>21121</b>	Boot Kit	R		ws				L:113.5/Ø1=35/Ø2=77
1.6 HDi (68 kW)	11.09 -	MT		gear BE4R	<b>24668</b>	Driveshaft	L				6		L645/A:25/D:24
1.6 HDi (80 kW)	02.06 -	MT		gear BE4R	<b>24668</b>	Driveshaft	L				6		L645/A:25/D:24
<b>304 / 304 BREAK</b>													
1.1 (43 kW)	10.76 - 10.80	MT		08.77 - , gear BB8	<b>21606</b>	Driveshaft	L/R				6		L:760/A:23/D:23
		MT		gear BB8	<b>21651</b>	Boot Kit			ws				L:117/Ø1=19/Ø2=75.5
		MT		08.77 - , gear BB8	<b>23049</b>	Boot Kit				gs			L:172/Ø1=19/Ø2=78/with cap
1.3 (48 kW)	03.70 - 09.73	MT		gear BB8	<b>21651</b>	Boot Kit			ws				L:117/Ø1=19/Ø2=75.5
1.3 (55 kW)	03.72 - 07.76	MT		gear BB8	<b>21651</b>	Boot Kit			ws				L:117/Ø1=19/Ø2=75.5
1.3 GL (48 kW)	09.72 - 11.79	MT		08.77 - , gear BB8	<b>21606</b>	Driveshaft	L/R				6		L:760/A:23/D:23
		MT		gear BB8	<b>21651</b>	Boot Kit			ws				L:117/Ø1=19/Ø2=75.5
		MT		08.77 - , gear BB8	<b>23049</b>	Boot Kit				gs			L:172/Ø1=19/Ø2=78/with cap
1.3 GT (48 kW)	10.69 - 09.75	MT		gear BB8	<b>21651</b>	Boot Kit			ws				L:117/Ø1=19/Ø2=75.5
1.4 D (33 kW)	10.76 - 10.79	MT		08.77 - , gear BB8	<b>21606</b>	Driveshaft	L/R				6		L:760/A:23/D:23
		MT		gear BB8	<b>21651</b>	Boot Kit			ws				L:117/Ø1=19/Ø2=75.5
		MT		08.77 - , gear BB8	<b>23049</b>	Boot Kit				gs			L:172/Ø1=19/Ø2=78/with cap
<b>305 I / 305 I BREAK</b>													
1.3 (44 kW)	11.77 - 09.82	MT		gear BB8	<b>21606</b>	Driveshaft	L/R				6		L:760/A:23/D:23
		MT		gear BB8	<b>21651</b>	Boot Kit			ws				L:117/Ø1=19/Ø2=75.5
		MT		gear BB8	<b>23049</b>	Boot Kit				gs			L:172/Ø1=19/Ø2=78/with cap
1.5 (54 kW)	11.79 - 09.82	MT		gear BB8	<b>21606</b>	Driveshaft	L/R				6		L:760/A:23/D:23
		MT		gear BB8	<b>21651</b>	Boot Kit			ws				L:117/Ø1=19/Ø2=75.5
1.5 Diesel (36 kW)	11.77 - 09.82	MT		gear BB8	<b>21606</b>	Driveshaft	L/R				6		L:760/A:23/D:23
		MT			<b>21651</b>	Boot Kit			ws				L:117/Ø1=19/Ø2=75.5
		MT			<b>23049</b>	Boot Kit				gs			L:172/Ø1=19/Ø2=78/with cap
<b>305 II / 305 II BREAK</b>													
1.3 (44 kW)	10.82 - 08.86	MT		- 08.84, gear BB8	<b>21612</b>	Driveshaft	L/R				7		L:760/A:25/D:23
		MT		09.84 - , gear BB8	<b>21619</b>	Driveshaft	L/R				6		L:765/A:25/D:23
		MT		gear BB8	<b>21651</b>	Boot Kit			ws				L:117/Ø1=19/Ø2=75.5
		MT		09.84 - , gear BB8	<b>23049</b>	Boot Kit				gs			L:172/Ø1=19/Ø2=78/with cap
1.5 (50 kW)	09.85 - 07.90	MT		gear BB8	<b>21619</b>	Driveshaft	L/R				6		L:765/A:25/D:23
		AT			<b>21622</b>	Driveshaft	L				7		L:625/A:25/D:24
		AT			<b>21623</b>	Driveshaft	R				9		L:870/A:25/D:24
		MT/AT			<b>21651</b>	Boot Kit			ws				L:117/Ø1=19/Ø2=75.5
		AT			<b>23065</b>	Boot Kit			ws				L:108/Ø1=19/Ø2=80
		AT			<b>23049</b>	Boot Kit				gs			L:172/Ø1=19/Ø2=78/with cap
		AT			<b>26282</b>	Boot Kit				gs			L:97/Ø1=21/Ø2=82
		AT			<b>26283</b>	Boot Kit				gs			L:97/Ø1=21/Ø2=75
1.5 (54 kW)	10.82 - 08.86	MT		- 08.84, gear BB8	<b>21612</b>	Driveshaft	L/R				7		L:760/A:25/D:23

		Transm.	with ABS Ring		Part-No.	Description	L	F	Wheel Side	Gear Box Side	Pic. No.	Technical Specification  Further details on page I
		MT Manual AT Autom.					Left R Right	Front R Rear				

( PEUGEOT )

( PEUGEOT )

305 II / 305 II BREAK													
1.5 (54 kW)	10.82 - 08.86	MT	09.84 - , gear BB8	21619	Driveshaft	L/R					6	L:765/A:25/D:23	
		AT	- 08.84	21620	Driveshaft	L					7	L:625/A:25/D:24	
		AT	09.84 -	21622	Driveshaft	L					7	L:625/A:25/D:24	
		AT	- 08.84	21621	Driveshaft	R					9	L:870/A:25/D:24	
		AT	09.84 -	21623	Driveshaft	R					9	L:870/A:25/D:24	
		MT/AT		21651	Boot Kit			ws					L:117/Ø1=19/Ø2=75.5
		AT		23065	Boot Kit			ws					L:108/Ø1=19/Ø2=80
		AT		23049	Boot Kit					gs			L:172/Ø1=19/Ø2=78/with cap
		AT		26282	Boot Kit					gs			L:97/Ø1=21/Ø2=82
AT		26283	Boot Kit					gs			L:97/Ø1=21/Ø2=75		
1.6 (54 kW)	11.86 - 12.88	MT	gear BE1	21622	Driveshaft	L					7	L:625/A:25/D:24	
		MT	gear BE1	21623	Driveshaft	R					9	L:870/A:25/D:24	
		MT	gear BE1	21651	Boot Kit			ws				L:117/Ø1=19/Ø2=75.5	
		MT	gear BE1	23065	Boot Kit			ws				L:108/Ø1=19/Ø2=80	
		MT	gear BE1	23049	Boot Kit					gs		L:172/Ø1=19/Ø2=78/with cap	
		MT	gear BE1	26283	Boot Kit					gs		L:97/Ø1=21/Ø2=75	
		MT	gear BE1	26282	Boot Kit					gs			L:97/Ø1=21/Ø2=82
1.6 (55/69 kW)	10.82 - 12.88	MT	- 08.84, gear BE1	21620	Driveshaft	L					7	L:625/A:25/D:24	
		MT	09.84 - , gear BE1	21622	Driveshaft	L					7	L:625/A:25/D:24	
		MT	- 08.84, gear BE1	21621	Driveshaft	R					9	L:870/A:25/D:24	
		MT	09.84 - , gear BE1	21623	Driveshaft	R					9	L:870/A:25/D:24	
		MT	gear BE1	21651	Boot Kit			ws				L:117/Ø1=19/Ø2=75.5	
		MT	gear BE1	23065	Boot Kit			ws				L:108/Ø1=19/Ø2=80	
		MT	gear BE1	23049	Boot Kit					gs		L:172/Ø1=19/Ø2=78/with cap	
		MT	gear BE1	26283	Boot Kit					gs		L:97/Ø1=21/Ø2=75	
MT	gear BE1	26282	Boot Kit					gs			L:97/Ø1=21/Ø2=82		
1.6 (71 kW)	10.82 - 06.84	MT	gear BE1	21620	Driveshaft	L					7	L:625/A:25/D:24	
		MT	gear BE1	21621	Driveshaft	R					9	L:870/A:25/D:24	
		MT	gear BE1	21651	Boot Kit			ws				L:117/Ø1=19/Ø2=75.5	
		MT	gear BE1	23065	Boot Kit			ws				L:108/Ø1=19/Ø2=80	
		MT	gear BE1	23049	Boot Kit					gs		L:172/Ø1=19/Ø2=78/with cap	
		MT	gear BE1	26283	Boot Kit					gs		L:97/Ø1=21/Ø2=75	
		MT	gear BE1	26282	Boot Kit					gs			L:97/Ø1=21/Ø2=82
1.9 Diesel (47/48 kW)	10.82 - 12.88	MT	- 08.84, gear BE1	21620	Driveshaft	L					7	L:625/A:25/D:24	
		MT	09.84 - , gear BE1	21622	Driveshaft	L					7	L:625/A:25/D:24	
		MT	- 08.84, gear BE1	21621	Driveshaft	R					9	L:870/A:25/D:24	
		MT	09.84 - , gear BE1	21623	Driveshaft	R					9	L:870/A:25/D:24	
		MT	gear BE1	21651	Boot Kit			ws				L:117/Ø1=19/Ø2=75.5	
		MT	gear BE1	23065	Boot Kit			ws				L:108/Ø1=19/Ø2=80	
		MT	gear BE1	23049	Boot Kit					gs		L:172/Ø1=19/Ø2=78/with cap	
		MT	gear BE1	26283	Boot Kit					gs		L:97/Ø1=21/Ø2=75	



		MT		gear BE1	26282	Boot Kit				gs		L:97/Ø1=21/Ø2=82
<b>306 / 306 BREAK</b>												
1.1 (44 kW)	05.93 - 04.02	MT		gear MA	21659	Driveshaft	L				6	L:655/A:21/D:22
		MT		gear MA	21660	Driveshaft	R				8	L:870/A:21/D:22
		MT		gear MA	23112	Boot Kit			ws			L:91/Ø1=20/Ø2=77
		MT		gear MA, TPE boot	23128	Boot Kit			ws			Ø1=23.7
		MT		gear MA	23111	Boot Kit				gs		L:172/Ø1=19/Ø2=72/with cap
1.4 (55 kW)	05.93 - 04.02	MT		gear MA, Org.-No. - 09092	21659	Driveshaft	L				6	L:655/A:21/D:22
		MT		gear MA, Org.-No. 09093 -	21047	Driveshaft	L				7	L:613/A:25/D:22
		MT		gear MA, Org.-No. - 09092	21660	Driveshaft	R				8	L:870/A:21/D:22
		MT		gear MA, Org.-No. 09093 -	21048	Driveshaft	R				9	L:894/A:25/D:22
		MT		gear MA	23112	Boot Kit			ws			L:91/Ø1=20/Ø2=77
		MT		gear MA, TPE boot	23128	Boot Kit			ws			Ø1=23.7
		MT		gear MA	23111	Boot Kit				gs		L:172/Ø1=19/Ø2=72/with cap
		MT		gear MA	21038	Boot Kit				gs		L:83/Ø1=28/Ø2=62
1.6 (65 kW)	05.93 - 10.00	MT		gear MA, Org.-No. - 07994	21661	Driveshaft	L				7	L:655/A:25/D:22
		MT		gear MA, Org.-No. 07995 -	21047	Driveshaft	L				7	L:613/A:25/D:22
		MT		gear MA, Org.-No. - 07994	21662	Driveshaft	R				8	L:870/A:25/D:22
		MT		gear MA, Org.-No. 07995 -	21048	Driveshaft	R				9	L:894/A:25/D:22
		MT	x	ABS (Bendix)	21098	Joint Kit			ws		27	A:25/F:23/O:55.5/X/ABS:48
		MT		gear MA	23112	Boot Kit			ws			L:91/Ø1=20/Ø2=77
		MT		gear MA, TPE boot	23128	Boot Kit			ws			Ø1=23.7
		MT		gear MA	26216	Boot Kit			ws			L:103/Ø1=24/Ø2=88
		MT		gear MA	23111	Boot Kit				gs		L:172/Ø1=19/Ø2=72/with cap
1.8 (74 kW)	05.93 - 04.02	MT/AT		gear BE3	21663	Driveshaft	L				7	L:635/A:25/D:24
		MT/AT	x	gear BE3, ABS (Bosch)	21683	Driveshaft	L				7	L:630/A:25/D:24/ABS:29
		MT/AT	x	gear BE3, ABS (Bendix)	21687	Driveshaft	L				7	L:635/A:25/D:24/ABS:48
		MT/AT		gear BE3	21664	Driveshaft	R				8	L:890/A:25/D:24
		MT/AT	x	gear BE3, ABS (Bosch)	21684	Driveshaft	R				9	L:880/A:25/D:24/ABS:29
		MT/AT	x	gear BE3, ABS (Bendix)	21688	Driveshaft	R				8	L:890/A:25/D:24/ABS:48
		MT/AT			21075	Joint Kit			ws		27	A:25/F:23/DF:23.73/O:55.5/X
		MT/AT	x	ABS (Bendix)	21076	Joint Kit			ws		27	A:25/F:34/O:55.5/X/ABS:48
		MT/AT	x	- 12.94, ABS (Bosch)	21097	Joint Kit			ws		27	A:25/F:23/O:55.5/X/ABS:29
		MT/AT	x	01.95 - , ABS (Bosch)	21095	Joint Kit			ws		27	A:25/F:34/DF:24.85/O:55.5/X/ABS:29
		MT/AT			23065	Boot Kit			ws			L:108/Ø1=19/Ø2=80
		MT/AT			26216	Boot Kit			ws			L:103/Ø1=24/Ø2=88
		MT/AT		TPE boot	23128	Boot Kit			ws			Ø1=23.7
		MT/AT			23111	Boot Kit				gs		L:172/Ø1=19/Ø2=72/with cap
		MT/AT			26287	Boot Kit				gs		L:97/Ø1=21/Ø2=70
		MT/AT			26283	Boot Kit				gs		L:97/Ø1=21/Ø2=75
		MT/AT			23049	Boot Kit				gs		L:172/Ø1=19/Ø2=78/with cap
1.8 16V (81 kW)	03.97 - 04.02	MT/AT			21663	Driveshaft	L				7	L:635/A:25/D:24
		MT/AT	x	ABS (Bosch)	21683	Driveshaft	L				7	L:630/A:25/D:24/ABS:29
		MT/AT	x	ABS (Bendix)	21687	Driveshaft	L				7	L:635/A:25/D:24/ABS:48
		MT/AT			21664	Driveshaft	R				8	L:890/A:25/D:24
		MT/AT	x	ABS (Bosch)	21684	Driveshaft	R				9	L:880/A:25/D:24/ABS:29
		MT/AT	x	ABS (Bendix)	21688	Driveshaft	R				8	L:890/A:25/D:24/ABS:48
		MT/AT			23065	Boot Kit			ws			L:108/Ø1=19/Ø2=80
		MT/AT			26216	Boot Kit			ws			L:103/Ø1=24/Ø2=88
		MT/AT		TPE boot	23128	Boot Kit			ws			Ø1=23.7
		MT/AT			23111	Boot Kit				gs		L:172/Ø1=19/Ø2=72/with cap

		Transm.	with ABS Ring		Part-No.	Description	L Left R Right	F Front R Rear	Wheel Side	Gear Box Side	Pic. No.	Technical Specification  Further details on page I
		MT Manual AT Autom.										

( PEUGEOT )

( PEUGEOT )

306 / 306 BREAK												
1.8 16V (81 kW)	03.97 - 04.02	MT/AT			26287	Boot Kit				gs		L:97/Ø1=21/Ø2=70
		MT/AT			26283	Boot Kit				gs		L:97/Ø1=21/Ø2=75
		MT/AT			23049	Boot Kit				gs		L:172/Ø1=19/Ø2=78/with cap
1.8 ST (74 kW)	06.94 - 04.02	MT/AT		gear BE3	21663	Driveshaft	L				7	L:635/A:25/D:24
		MT/AT	x	gear BE3, ABS (Bosch)	21683	Driveshaft	L				7	L:630/A:25/D:24/ABS:29
		MT/AT	x	gear BE3, ABS (Bendix)	21687	Driveshaft	L				7	L:635/A:25/D:24/ABS:48
		MT/AT		gear BE3	21664	Driveshaft	R				8	L:890/A:25/D:24
		MT/AT	x	gear BE3, ABS (Bosch)	21684	Driveshaft	R				9	L:880/A:25/D:24/ABS:29
		MT/AT	x	gear BE3, ABS (Bendix)	21688	Driveshaft	R				8	L:890/A:25/D:24/ABS:48
		MT/AT			21075	Joint Kit			ws		27	A:25/F:23/DF:23.73/O:55.5/X
		MT/AT	x	ABS (Bendix)	21076	Joint Kit			ws		27	A:25/F:34/O:55.5/X/ABS:48
		MT/AT	x	- 12.94, ABS (Bosch)	21097	Joint Kit			ws		27	A:25/F:23/O:55.5/X/ABS:29
		MT/AT	x	01.95 - , ABS (Bosch)	21095	Joint Kit			ws		27	A:25/F:34/DF:24.85/O:55.5/X/ABS:29
		MT/AT			23065	Boot Kit			ws			L:108/Ø1=19/Ø2=80
		MT/AT			26216	Boot Kit			ws			L:103/Ø1=24/Ø2=88
		MT/AT		TPE boot	23128	Boot Kit			ws			Ø1=23.7
		MT/AT			23111	Boot Kit				gs		L:172/Ø1=19/Ø2=72/with cap
		MT/AT			26287	Boot Kit				gs		L:97/Ø1=21/Ø2=70
		MT/AT			26283	Boot Kit				gs		L:97/Ø1=21/Ø2=75
		MT/AT			23049	Boot Kit				gs		L:172/Ø1=19/Ø2=78/with cap
1.9 D (47/50/51 kW)	05.93 - 04.02	MT/AT		gear BE3	21663	Driveshaft	L				7	L:635/A:25/D:24
		MT/AT	x	gear BE3, ABS (Bosch)	21683	Driveshaft	L				7	L:630/A:25/D:24/ABS:29
		MT/AT		gear BE3	21664	Driveshaft	R				8	L:890/A:25/D:24
		MT/AT	x	gear BE3, ABS (Bosch)	21684	Driveshaft	R				9	L:880/A:25/D:24/ABS:29
		MT/AT			21075	Joint Kit			ws		27	A:25/F:23/DF:23.73/O:55.5/X
		MT/AT	x	ABS (Bendix)	21076	Joint Kit			ws		27	A:25/F:34/O:55.5/X/ABS:48
		MT/AT	x	- 12.94, ABS (Bosch)	21097	Joint Kit			ws		27	A:25/F:23/O:55.5/X/ABS:29
		MT/AT	x	01.95 - , ABS (Bosch)	21095	Joint Kit			ws		27	A:25/F:34/DF:24.85/O:55.5/X/ABS:29
		MT/AT			23065	Boot Kit			ws			L:108/Ø1=19/Ø2=80
		MT/AT			26216	Boot Kit			ws			L:103/Ø1=24/Ø2=88
		MT/AT		TPE boot	23128	Boot Kit			ws			Ø1=23.7
		MT/AT			23111	Boot Kit				gs		L:172/Ø1=19/Ø2=72/with cap
		MT/AT			26287	Boot Kit				gs		L:97/Ø1=21/Ø2=70
		MT		gear BE3	26283	Boot Kit				gs		L:97/Ø1=21/Ø2=75
		MT		gear BE3	23049	Boot Kit				gs		L:172/Ø1=19/Ø2=78/with cap
1.9 D (55 kW)	03.98 - 04.02	MT/AT			21075	Joint Kit			ws		27	A:25/F:23/DF:23.73/O:55.5/X
		MT/AT	x	ABS (Bendix)	21076	Joint Kit			ws		27	A:25/F:34/O:55.5/X/ABS:48
		MT/AT	x	ABS (Bosch)	21095	Joint Kit			ws		27	A:25/F:34/DF:24.85/O:55.5/X/ABS:29
		MT/AT			26216	Boot Kit			ws			L:103/Ø1=24/Ø2=88
1.9 DT (66 kW)	05.93 - 04.02	MT			21671	Driveshaft	L				7	L:630/A:25/D:24
		MT	x	ABS (Bosch)	21683	Driveshaft	L				7	L:630/A:25/D:24/ABS:29

		MT			<b>21672</b>	Driveshaft	R				9	L:880/A:25/D:24
		MT	x	ABS (Bosch)	<b>21684</b>	Driveshaft	R				9	L:880/A:25/D:24/ABS:29
		MT			<b>21075</b>	Joint Kit			ws		27	A:25/F:23/DF:23.73/O:55.5/X
		MT	x	ABS (Bendix)	<b>21076</b>	Joint Kit			ws		27	A:25/F:34/O:55.5/X/ABS:48
		MT	x	- 12.94, ABS (Bosch)	<b>21097</b>	Joint Kit			ws		27	A:25/F:23/O:55.5/X/ABS:29
		MT	x	10.95 - , ABS (Bosch)	<b>21095</b>	Joint Kit			ws		27	A:25/F:34/DF:24.85/O:55.5/X/ABS:29
		MT			<b>26216</b>	Boot Kit			ws			L:103/Ø1=24/Ø2=88
1.9 SLD (47/50 kW)	06.94 - 04.02	MT/AT		gear BE3	<b>21663</b>	Driveshaft	L				7	L:635/A:25/D:24
		MT/AT	x	gear BE3, ABS (Bosch)	<b>21683</b>	Driveshaft	L				7	L:630/A:25/D:24/ABS:29
		MT/AT		gear BE3	<b>21664</b>	Driveshaft	R				8	L:890/A:25/D:24
		MT/AT	x	gear BE3, ABS (Bosch)	<b>21684</b>	Driveshaft	R				9	L:880/A:25/D:24/ABS:29
		MT/AT			<b>21075</b>	Joint Kit			ws		27	A:25/F:23/DF:23.73/O:55.5/X
		MT/AT	x	ABS (Bendix)	<b>21076</b>	Joint Kit			ws		27	A:25/F:34/O:55.5/X/ABS:48
		MT/AT	x	- 12.94, ABS (Bosch)	<b>21097</b>	Joint Kit			ws		27	A:25/F:23/O:55.5/X/ABS:29
		MT/AT	x	01.95 - , ABS (Bosch)	<b>21095</b>	Joint Kit			ws		27	A:25/F:34/DF:24.85/O:55.5/X/ABS:29
		MT/AT			<b>23065</b>	Boot Kit			ws			L:108/Ø1=19/Ø2=80
		MT/AT			<b>26216</b>	Boot Kit			ws			L:103/Ø1=24/Ø2=88
		MT/AT		TPE boot	<b>23128</b>	Boot Kit			ws			Ø1=23.7
		MT/AT			<b>23111</b>	Boot Kit				gs		L:172/Ø1=19/Ø2=72/with cap
		MT/AT			<b>26287</b>	Boot Kit				gs		L:97/Ø1=21/Ø2=70
		MT			<b>26283</b>	Boot Kit				gs		L:97/Ø1=21/Ø2=75
		MT			<b>23049</b>	Boot Kit				gs		L:172/Ø1=19/Ø2=78/with cap
1.9 SRDT (66 kW)	06.94 - 04.02	MT			<b>21671</b>	Driveshaft	L				7	L:630/A:25/D:24
		MT	x	ABS (Bosch)	<b>21683</b>	Driveshaft	L				7	L:630/A:25/D:24/ABS:29
		MT			<b>21672</b>	Driveshaft	R				9	L:880/A:25/D:24
		MT	x	ABS (Bosch)	<b>21684</b>	Driveshaft	R				9	L:880/A:25/D:24/ABS:29
		MT			<b>21075</b>	Joint Kit			ws		27	A:25/F:23/DF:23.73/O:55.5/X
		MT	x	ABS (Bendix)	<b>21076</b>	Joint Kit			ws		27	A:25/F:34/O:55.5/X/ABS:48
		MT	x	- 12.94, ABS (Bosch)	<b>21097</b>	Joint Kit			ws		27	A:25/F:23/O:55.5/X/ABS:29
		MT	x	01.95 - , ABS (Bosch)	<b>21095</b>	Joint Kit			ws		27	A:25/F:34/DF:24.85/O:55.5/X/ABS:29
		MT			<b>23065</b>	Boot Kit			ws			L:108/Ø1=19/Ø2=80
		MT			<b>26216</b>	Boot Kit			ws			L:103/Ø1=24/Ø2=88
		MT			<b>26283</b>	Boot Kit				gs		L:97/Ø1=21/Ø2=75
		MT			<b>23049</b>	Boot Kit				gs		L:172/Ø1=19/Ø2=78/with cap
1.9 TD (66 kW)	02.97 - 04.02	MT			<b>21671</b>	Driveshaft	L				7	L:630/A:25/D:24
		MT	x	ABS (Bosch)	<b>21683</b>	Driveshaft	L				7	L:630/A:25/D:24/ABS:29
		MT			<b>21672</b>	Driveshaft	R				9	L:880/A:25/D:24
		MT	x	ABS (Bosch)	<b>21684</b>	Driveshaft	R				9	L:880/A:25/D:24/ABS:29
		MT			<b>21075</b>	Joint Kit			ws		27	A:25/F:23/DF:23.73/O:55.5/X
		MT	x	ABS (Bendix)	<b>21076</b>	Joint Kit			ws		27	A:25/F:34/O:55.5/X/ABS:48
		MT	x	ABS (Bosch)	<b>21095</b>	Joint Kit			ws		27	A:25/F:34/DF:24.85/O:55.5/X/ABS:29
1.9 TD (66 kW)	02.97 - 04.02	MT			<b>23065</b>	Boot Kit			ws			L:108/Ø1=19/Ø2=80
		MT			<b>26216</b>	Boot Kit			ws			L:103/Ø1=24/Ø2=88
		MT			<b>26283</b>	Boot Kit				gs		L:97/Ø1=21/Ø2=75
		MT			<b>23049</b>	Boot Kit				gs		L:172/Ø1=19/Ø2=78/with cap
2.0 (89 kW)	03.94 - 04.02	MT/AT			<b>21671</b>	Driveshaft	L				7	L:630/A:25/D:24
		MT/AT	x	ABS (Bosch)	<b>21679</b>	Driveshaft	L				7	L:630/A:25/D:24/ABS:29
		MT/AT			<b>21672</b>	Driveshaft	R				9	L:880/A:25/D:24
		MT/AT	x	ABS (Bosch)	<b>21680</b>	Driveshaft	R				8	L:880/A:25/D:24/ABS:29
		MT/AT			<b>21075</b>	Joint Kit			ws		27	A:25/F:23/DF:23.73/O:55.5/X
		MT/AT	x	ABS (Bendix)	<b>21076</b>	Joint Kit			ws		27	A:25/F:34/O:55.5/X/ABS:48

		Transm.	with ABS Ring		Part-No.	Description	L	F	Wheel Side	Gear Box Side	Pic. No.	Technical Specification  Further details on page I
		MT Manual AT Autom.					Left R Right	Front R Rear				

( PEUGEOT )

( PEUGEOT )

306 / 306 BREAK													
2.0 (89 kW)	03.94 - 04.02	MT/AT	x	- 12.94, ABS (Bosch)	21097	Joint Kit			ws		27	A:25/F:23/O:55.5/X/ABS:29	
		MT/AT	x	01.95 - , ABS (Bosch)	21095	Joint Kit			ws		27	A:25/F:34/DF:24.85/O:55.5/X/ABS:29	
		MT/AT			23065	Boot Kit			ws				L:108/Ø1=19/Ø2=80
		MT/AT			26216	Boot Kit			ws				L:103/Ø1=24/Ø2=88
		MT/AT			26283	Boot Kit				gs			L:97/Ø1=21/Ø2=75
2.0 HDI 90 (66 kW)	06.99 - 04.02	MT			21671	Driveshaft	L				7	L:630/A:25/D:24	
		MT	x	ABS (Bosch)	21683	Driveshaft	L				7	L:630/A:25/D:24/ABS:29	
		MT			21672	Driveshaft	R				9	L:880/A:25/D:24	
		MT	x	ABS (Bosch)	21684	Driveshaft	R				9	L:880/A:25/D:24/ABS:29	
		MT			23065	Boot Kit			ws				L:108/Ø1=19/Ø2=80
		MT			26216	Boot Kit			ws				L:103/Ø1=24/Ø2=88
		MT			26283	Boot Kit				gs			L:97/Ø1=21/Ø2=75
2.0 S16 (110/112 kW)	05.93 - 04.02	MT/AT	x	ABS (Bosch)	21683	Driveshaft	L				7	L:630/A:25/D:24/ABS:29	
		MT/AT	x	ABS (Bosch)	21684	Driveshaft	R				9	L:880/A:25/D:24/ABS:29	
		MT/AT			21075	Joint Kit			ws		27	A:25/F:23/DF:23.73/O:55.5/X	
		MT/AT	x	ABS (Bendix)	21076	Joint Kit			ws		27	A:25/F:34/O:55.5/X/ABS:48	
		MT/AT	x	- 12.94, ABS (Bosch)	21097	Joint Kit			ws		27	A:25/F:23/O:55.5/X/ABS:29	
		MT/AT	x	01.95 - , ABS (Bosch)	21095	Joint Kit			ws		27	A:25/F:34/DF:24.85/O:55.5/X/ABS:29	
		MT/AT			26216	Boot Kit			ws				L:103/Ø1=24/Ø2=88
2.0 ST (89 kW)	07.94 - 04.02	MT/AT			21671	Driveshaft	L				7	L:630/A:25/D:24	
		MT/AT	x	ABS (Bosch)	21679	Driveshaft	L				7	L:630/A:25/D:24/ABS:29	
		MT/AT			21672	Driveshaft	R				9	L:880/A:25/D:24	
		MT/AT	x	ABS (Bosch)	21680	Driveshaft	R				8	L:880/A:25/D:24/ABS:29	
		MT/AT			21075	Joint Kit			ws		27	A:25/F:23/DF:23.73/O:55.5/X	
		MT/AT	x	ABS (Bendix)	21076	Joint Kit			ws		27	A:25/F:34/O:55.5/X/ABS:48	
		MT/AT	x	- 12.94, ABS (Bosch)	21097	Joint Kit			ws		27	A:25/F:23/O:55.5/X/ABS:29	
2.0 XSi (89 kW)	05.93 - 04.02	MT/AT	x	01.95 - , ABS (Bosch)	21095	Joint Kit			ws		27	A:25/F:34/DF:24.85/O:55.5/X/ABS:29	
		MT/AT			23065	Boot Kit			ws			L:108/Ø1=19/Ø2=80	
		MT/AT			26216	Boot Kit			ws			L:103/Ø1=24/Ø2=88	
		MT/AT			26283	Boot Kit				gs		L:97/Ø1=21/Ø2=75	
		MT/AT			21671	Driveshaft	L				7	L:630/A:25/D:24	
		MT/AT	x	ABS (Bosch)	21679	Driveshaft	L				7	L:630/A:25/D:24/ABS:29	
		MT/AT			21672	Driveshaft	R				9	L:880/A:25/D:24	
2.0 XSi (89 kW)	05.93 - 04.02	MT/AT	x	ABS (Bosch)	21680	Driveshaft	R				8	L:880/A:25/D:24/ABS:29	
		MT/AT			21075	Joint Kit			ws		27	A:25/F:23/DF:23.73/O:55.5/X	
		MT/AT	x	ABS (Bendix)	21076	Joint Kit			ws		27	A:25/F:34/O:55.5/X/ABS:48	
		MT/AT	x	- 12.94, ABS (Bosch)	21097	Joint Kit			ws		27	A:25/F:23/O:55.5/X/ABS:29	
		MT/AT	x	01.95 - , ABS (Bosch)	21095	Joint Kit			ws		27	A:25/F:34/DF:24.85/O:55.5/X/ABS:29	
		MT/AT			23065	Boot Kit			ws				L:108/Ø1=19/Ø2=80

		MT/AT			23065	Boot Kit			ws			L:108/Ø1=19/Ø2=80
		MT/AT			26216	Boot Kit			ws			L:103/Ø1=24/Ø2=88
		MT/AT			26283	Boot Kit				gs		L:97/Ø1=21/Ø2=75
<b>307 / 307 BREAK / 307 SW</b>												
1.4 (55 kW)	08.00 -	MT		gear MA	21733	Driveshaft	L				6	L:645/A:25/D:22
		MT		gear MA	21734	Driveshaft	R				9	L:928/A:25/D:22
		MT		gear MA	22276	Joint Kit			ws		27	A:25/F:22/O:58.7/Z
		MT		gear MA, TPE boot	21121	Boot Kit			ws			L:113.5/Ø1=35/Ø2=77
1.4 16V (65 kW)	11.03 -	MT		gear MA	21733	Driveshaft	L				6	L:645/A:25/D:22
		MT		gear MA	21734	Driveshaft	R				9	L:928/A:25/D:22
		MT		gear MA	22276	Joint Kit			ws		27	A:25/F:22/O:58.7/Z
		MT		gear MA, TPE boot	21121	Boot Kit			ws			L:113.5/Ø1=35/Ø2=77
1.4 HDi (50 kW)	10.01 -	MT		gear BE4	21729	Driveshaft	L				6	L:645/A:25/D:24
		MT		gear BE4	21730	Driveshaft	R				9	L:940/A:25/D:24
1.6 16V (80 kW)	08.00 -	MT		gear BE4	21729	Driveshaft	L				6	L:645/A:25/D:24
		MT		gear MA	21733	Driveshaft	L				6	L:645/A:25/D:22
		MT		gear BE4	21730	Driveshaft	R				9	L:940/A:25/D:24
		MT		gear MA	21734	Driveshaft	R				9	L:928/A:25/D:22
		MT		gear MA	22276	Joint Kit			ws		27	A:25/F:22/O:58.7/Z
		MT		gear MA, TPE boot	21121	Boot Kit			ws			L:113.5/Ø1=35/Ø2=77
1.6 HDi 110 FAP (80 kW)	02.04 -	MT		gear BE4	21731	Driveshaft	L				6	L:640/A:25/D:24
		MT		gear BE4	21730	Driveshaft	R				9	L:940/A:25/D:24
2.0 16V (100 kW)	08.00 -	MT		gear BE4	21729	Driveshaft	L				6	L:645/A:25/D:24
		MT		gear BE4	21730	Driveshaft	R				9	L:940/A:25/D:24
2.0 16V (130 kW)	10.03 -	MT		gear BE4	21729	Driveshaft	L				6	L:645/A:25/D:24
		MT		gear BE4	21730	Driveshaft	R				9	L:940/A:25/D:24
2.0 HDi 90 (66 kW)	08.00 -	MT		gear BE4	21731	Driveshaft	L				6	L:640/A:25/D:24
		MT		gear BE4	21730	Driveshaft	R				9	L:940/A:25/D:24
2.0 HDi 110 FAP (79 kW)	08.00 -	MT		gear BE4	21731	Driveshaft	L				6	L:640/A:25/D:24
		MT		gear BE4	21730	Driveshaft	R				9	L:940/A:25/D:24
2.0 HDi 135 FAP (100 kW)	10.03 -	MT		gear BE4	21731	Driveshaft	L				6	L:640/A:25/D:24
		MT6		gear ML6	24373	Driveshaft	L				6	L:670/A:25/D:37
		MT		gear BE4	21730	Driveshaft	R				9	L:940/A:25/D:24
		MT6		gear ML6	24374	Driveshaft	R				9	L:932/A:25/D:37
<b>307 (3A/C) / 307 BREAK (3E) / 307 SW (3H)</b>												
1.6 BioFlex (80 kW)	09.07 -	MT		gear MA, type 8NN49, - 05.08	24772	Driveshaft	R				9	L:960/A:25/D:24/with bearing
<b>308 (4A, 4C) / 308 CC / 308 SW</b>												
1.4 16V (70 kW)	09.07 -	MT		gear BE4R	24668	Driveshaft	L				6	L:645/A:25/D:24
		MT		gear MC, type 8NN48	24769	Driveshaft	L				6	L:640/A:25/D:24
		MT		gear BE4R, type 8NN47	24771	Driveshaft	R				9	L:950/A:25/D:24/O:30/with bearing
		MT		gear BE4R	24669	Driveshaft	R				9	L:927/A:25/D:24/O:40/with bearing
1.4 16V (72 kW)	12.09 -	MT		type 8NN49	24772	Driveshaft	R				9	L:960/A:25/D:24/with bearing
		MT		gear BE4R	24668	Driveshaft	L				6	L:645/A:25/D:24
1.6 16V (88 kW)	09.07 -	MT		gear BE4R	24668	Driveshaft	L				6	L:645/A:25/D:24
		MT		gear MC, type 8NN48	24769	Driveshaft	L				6	L:640/A:25/D:24
		AT		gear AL4	24770	Driveshaft	L				6	L:640/A:25/D:26
		MT		gear BE4R, type 8NN47	24771	Driveshaft	R				9	L:950/A:25/D:24/O:30/with bearing
		MT		gear BE4R	24669	Driveshaft	R				9	L:927/A:25/D:24/O:40/with bearing
		MT		gear MC, type 8NN49	24772	Driveshaft	R				9	L:960/A:25/D:24/with bearing

		Transm.	with ABS Ring		Part-No.	Description	L	F	Wheel Side	Gear Box Side	Pic. No.	Technical Specification  Further details on page I
		MT Manual AT Autom.					Left R Right	Front R Rear				

( PEUGEOT )

( PEUGEOT )

308 (4A_, 4C_) / 308 CC / 308 SW												
1.6 16V (88 kW)	09.07 -	AT		gear AL4	24773	Driveshaft	R				9	L:860/A:25/K:25/with bearing
1.6 16V (103 kW)	09.07 -	MT		gear MC, type 8NN48	24769	Driveshaft	L				6	L:640/A:25/D:24
		AT		gear AL4	24770	Driveshaft	L				6	L:640/A:25/D:26
		MT		gear BE4R, type 8NN47	24771	Driveshaft	R				9	L:950/A:25/D:24/O:30/with bearing
		MT		gear BE4R	24669	Driveshaft	R				9	L:927/A:25/D:24/O:40/with bearing
		MT		gear MC, type 8NN49	24772	Driveshaft	R				9	L:960/A:25/D:24/with bearing
		AT		gear AL4	24773	Driveshaft	R				9	L:860/A:25/K:25/with bearing
1.6 16V (110 kW)	09.07 -	MT		gear MC, type 8NN48	24769	Driveshaft	L				6	L:640/A:25/D:24
		AT		gear AL4	24770	Driveshaft	L				6	L:640/A:25/D:26
		MT		gear BE4R, type 8NN47	24771	Driveshaft	R				9	L:950/A:25/D:24/O:30/with bearing
		MT		gear MC, type 8NN49	24772	Driveshaft	R				9	L:960/A:25/D:24/with bearing
		AT		gear AL4	24773	Driveshaft	R				9	L:860/A:25/K:25/with bearing
1.6 16V (128 kW)	03.08 -	MT		gear MC, type 8NN48	24769	Driveshaft	L				6	L:640/A:25/D:24
		AT		gear AL4	24770	Driveshaft	L				6	L:640/A:25/D:26
		MT		gear BE4R, type 8NN47	24771	Driveshaft	R				9	L:950/A:25/D:24/O:30/with bearing
		MT		gear MC, type 8NN49	24772	Driveshaft	R				9	L:960/A:25/D:24/with bearing
		AT		gear AL4	24773	Driveshaft	R				9	L:860/A:25/K:25/with bearing
2.0 Bioflex (103 kW)	01.08 -	MT		gear BE4R	24668	Driveshaft	L				6	L:645/A:25/D:24
		MT		gear BE4R	24669	Driveshaft	R				9	L:927/A:25/D:24/O:40/with bearing
1.6 HDi (66 kW)	09.07 -	MT		gear BE4R	24668	Driveshaft	L				6	L:645/A:25/D:24
		MT		gear MC, type 8NN48	24769	Driveshaft	L				6	L:640/A:25/D:24
		MT		gear BE4R, type 8NN47	24771	Driveshaft	R				9	L:950/A:25/D:24/O:30/with bearing
		MT		gear BE4R	24669	Driveshaft	R				9	L:927/A:25/D:24/O:40/with bearing
		MT		gear MC, type 8NN49	24772	Driveshaft	R				9	L:960/A:25/D:24/with bearing
1.6 HDi (68 kW)	11.09 -	MT		gear BE4R	24668	Driveshaft	L				6	L:645/A:25/D:24
		MT		gear BE4R	24669	Driveshaft	R				9	L:927/A:25/D:24/O:40/with bearing
1.6 HDi (80/82 kW)	09.07 -	MT		gear BE4R	24668	Driveshaft	L				6	L:645/A:25/D:24
		MT		gear MC, type 8NN48	24769	Driveshaft	L				6	L:640/A:25/D:24
		MT		gear BE4R, type 8NN47	24771	Driveshaft	R				9	L:950/A:25/D:24/O:30/with bearing
		MT		gear BE4R	24669	Driveshaft	R				9	L:927/A:25/D:24/O:40/with bearing
		MT		gear MC, type 8NN49	24772	Driveshaft	R				9	L:960/A:25/D:24/with bearing
2.0 HDi (100 kW)	09.07 -	AT			24674	Driveshaft	L				6	L:665/A:25/D:37
		AT			24675	Driveshaft	R				9	L:955/A:25/D:37
2.0 HDi (103 kW)	07.10 -	AT			24674	Driveshaft	L				6	L:665/A:25/D:37
		AT			24675	Driveshaft	R				9	L:955/A:25/D:37
2.0 HDi (120 kW)	06.09 -	AT			24674	Driveshaft	L				6	L:665/A:25/D:37
		AT			24675	Driveshaft	R				9	L:955/A:25/D:37
309 I												
1.1 (40 kW)	10.85 - 07.89	MT		engine Talbot, gear BE1/3	21627	Driveshaft	L				7	L:610/A:21/D:24
		MT		engine TU	21658	Driveshaft	L				6	L:620/A:25/D:22
		MT		engine Talbot, gear BE1/3	21626	Driveshaft	R				9	L:845/A:21/D:24

		MT		engine TU	21657	Driveshaft	R			8	L:850/A:25/D:22
		MT		engine TU	23112	Boot Kit		ws			L:91/Ø1=20/Ø2=77
		MT		engine Talbot, gear BE1/3	26287	Boot Kit			gs		L:97/Ø1=21/Ø2=70
		MT		engine TU	23111	Boot Kit			gs		L:172/Ø1=19/Ø2=72/with cap
1.3 (47 kW)	10.85 - 07.89	MT		gear BE1/3	21627	Driveshaft	L			7	L:610/A:21/D:24
		MT		gear BE1/3	21626	Driveshaft	R			9	L:845/A:21/D:24
		MT		gear BE1/3	26287	Boot Kit			gs		L:97/Ø1=21/Ø2=70
1.4 (49/55 kW)	03.89 - 07.89	MT		gear MA	21658	Driveshaft	L			6	L:620/A:25/D:22
		MT		gear MA	21657	Driveshaft	R			8	L:850/A:25/D:22
		MT		gear MA	23112	Boot Kit		ws			L:91/Ø1=20/Ø2=77
		MT		gear MA	23111	Boot Kit			gs		L:172/Ø1=19/Ø2=72/with cap
1.6 (76 kW)	11.85 - 09.88	MT			21631	Driveshaft	L			7	L:610/A:25/D:24
		MT			21632	Driveshaft	R			9	L:850/A:25/D:24
		MT			23112	Boot Kit		ws			L:91/Ø1=20/Ø2=77
		MT			23111	Boot Kit			gs		L:172/Ø1=19/Ø2=72/with cap
		MT			23049	Boot Kit			gs		L:172/Ø1=19/Ø2=78/with cap
		MT			26283	Boot Kit			gs		L:97/Ø1=21/Ø2=75
1.9 (72/75 kW)	10.85 - 07.89	MT			21631	Driveshaft	L			7	L:610/A:25/D:24
		MT			21632	Driveshaft	R			9	L:850/A:25/D:24
		MT			23112	Boot Kit		ws			L:91/Ø1=20/Ø2=77
		MT			23111	Boot Kit			gs		L:172/Ø1=19/Ø2=72/with cap
		MT			23049	Boot Kit			gs		L:172/Ø1=19/Ø2=78/with cap
		MT			26283	Boot Kit			gs		L:97/Ø1=21/Ø2=75
1.9 D (47 kW)	06.86 - 07.89	MT			21629	Driveshaft	L			7	L:610/A:25/D:24
		MT			21628	Driveshaft	R			9	L:850/A:25/D:24
		MT			21651	Boot Kit		ws			L:117/Ø1=19/Ø2=75.5
		MT			23112	Boot Kit		ws			L:91/Ø1=20/Ø2=77
		MT			23111	Boot Kit			gs		L:172/Ø1=19/Ø2=72/with cap
		MT			23049	Boot Kit			gs		L:172/Ø1=19/Ø2=78/with cap
		MT			26283	Boot Kit			gs		L:97/Ø1=21/Ø2=75
1.9 GTI (88/94 kW)	10.86 - 07.89	MT			21667	Driveshaft	L			7	L:610/A:25/D:24
		MT	x	ABS (Bendix)	21677	Driveshaft	L			7	L:610/A:25/D:24/ABS:48
		MT			21668	Driveshaft	R			9	L:850/A:25/D:24
		MT	x	ABS (Bendix)	21678	Driveshaft	R			9	L:850/A:25/D:24/ABS:48
		MT			21075	Joint Kit		ws		27	A:25/F:23/DF:23.73/O:55.5/X
		MT	x	ABS (Bendix)	21093	Joint Kit		ws		27	A:25/F:23/O:55.7/X/ABS:90
		MT	x	ABS (Bendix)	21076	Joint Kit		ws		27	A:25/F:34/O:55.5/X/ABS:48
		MT			23112	Boot Kit		ws			L:91/Ø1=20/Ø2=77
		MT			26216	Boot Kit		ws			L:103/Ø1=24/Ø2=88
		MT			26283	Boot Kit			gs		L:97/Ø1=21/Ø2=75
<b>309 II</b>											
1.1 (44 kW)	08.90 - 12.93	MT		engine TU, gear MA	21656	Driveshaft	L			6	L:620/A:21/D:22
		MT		engine TU, gear MA	21655	Driveshaft	R			8	L:850/A:21/D:22
		MT		engine TU, gear MA	23112	Boot Kit		ws			L:91/Ø1=20/Ø2=77
		MT		engine TU, gear MA	23111	Boot Kit			gs		L:172/Ø1=19/Ø2=72/with cap
1.4 (49/55 kW)	07.89 - 12.93	MT		gear MA	21656	Driveshaft	L			6	L:620/A:21/D:22
		MT		gear MA	21655	Driveshaft	R			8	L:850/A:21/D:22
		MT		gear MA	23112	Boot Kit		ws			L:91/Ø1=20/Ø2=77
		MT		gear MA	23111	Boot Kit			gs		L:172/Ø1=19/Ø2=72/with cap
1.6 (65/68 kW)	07.89 - 12.93	MT		gear BE1/3	21629	Driveshaft	L			7	L:610/A:25/D:24
		MT		gear BE1/3	21628	Driveshaft	R			9	L:850/A:25/D:24

		Transm.	with ABS Ring		Part-No.	Description	L	F	Wheel Side	Gear Box Side	Pic. No.	Technical Specification  Further details on page I
		MT Manual AT Autom.					Left R Right	Front R Rear				




( PEUGEOT )

( PEUGEOT )

309 II												
1.6 (65/68 kW)	07.89 - 12.93	MT		gear BE1/3	21651	Boot Kit			ws			L:117/Ø1=19/Ø2=75.5
		MT		gear BE1/3	23112	Boot Kit			ws			L:91/Ø1=20/Ø2=77
		MT		gear BE1/3	23111	Boot Kit				gs		L:172/Ø1=19/Ø2=72/with cap
		MT		gear BE1/3	23049	Boot Kit				gs		L:172/Ø1=19/Ø2=78/with cap
		MT		gear BE1/3	26283	Boot Kit				gs		L:97/Ø1=21/Ø2=75
1.6 (69 kW)	07.89 - 12.93	MT			21629	Driveshaft	L				7	L:610/A:25/D:24
		MT			21628	Driveshaft	R				9	L:850/A:25/D:24
		MT			21651	Boot Kit			ws			L:117/Ø1=19/Ø2=75.5
		MT			23112	Boot Kit			ws			L:91/Ø1=20/Ø2=77
		MT			23111	Boot Kit				gs		L:172/Ø1=19/Ø2=72/with cap
		MT			23049	Boot Kit				gs		L:172/Ø1=19/Ø2=78/with cap
1.8 Diesel (44 kW)	07.89 - 12.93	MT			21629	Driveshaft	L				7	L:610/A:25/D:24
		MT/AT			21628	Driveshaft	R				9	L:850/A:25/D:24
		MT/AT			21651	Boot Kit			ws			L:117/Ø1=19/Ø2=75.5
		MT/AT			23112	Boot Kit			ws			L:91/Ø1=20/Ø2=77
		MT/AT			23111	Boot Kit				gs		L:172/Ø1=19/Ø2=72/with cap
		MT/AT			23049	Boot Kit				gs		L:172/Ø1=19/Ø2=78/with cap
1.8 TD (57 kW)	08.89 - 12.93	MT			21629	Driveshaft	L				7	L:610/A:25/D:24
		MT/AT			21628	Driveshaft	R				9	L:850/A:25/D:24
		MT/AT			21651	Boot Kit			ws			L:117/Ø1=19/Ø2=75.5
		MT/AT			23112	Boot Kit			ws			L:91/Ø1=20/Ø2=77
		MT/AT			23111	Boot Kit				gs		L:172/Ø1=19/Ø2=72/with cap
		MT/AT			23049	Boot Kit				gs		L:172/Ø1=19/Ø2=78/with cap
1.9 (72/80 kW)	08.89 - 12.93	MT			21629	Driveshaft	L				7	L:610/A:25/D:24
		MT/AT			21632	Driveshaft	R				9	L:850/A:25/D:24
		MT/AT			23112	Boot Kit			ws			L:91/Ø1=20/Ø2=77
		MT/AT			23111	Boot Kit				gs		L:172/Ø1=19/Ø2=72/with cap
		MT/AT			23049	Boot Kit				gs		L:172/Ø1=19/Ø2=78/with cap
		MT			26283	Boot Kit				gs		L:97/Ø1=21/Ø2=75
1.9 Diesel (47 kW)	07.89 - 12.93	MT			21629	Driveshaft	L				7	L:610/A:25/D:24
		MT			21628	Driveshaft	R				9	L:850/A:25/D:24
		MT			21651	Boot Kit			ws			L:117/Ø1=19/Ø2=75.5
		MT			23112	Boot Kit			ws			L:91/Ø1=20/Ø2=77
		MT			23111	Boot Kit				gs		L:172/Ø1=19/Ø2=72/with cap
		MT			23049	Boot Kit				gs		L:172/Ø1=19/Ø2=78/with cap
1.9 GTI (88 kW)	07.89 - 12.93	MT			21629	Driveshaft	L				7	L:610/A:25/D:24
		MT	x	ABS (Bendix)	21677	Driveshaft	L				7	L:610/A:25/D:24/ABS:48
		MT			21668	Driveshaft	R				9	L:850/A:25/D:24
		MT			21651	Boot Kit			ws			L:117/Ø1=19/Ø2=75.5



		MT	x	ABS (Bendix)	21678	Driveshaft	R				9	L:850/A:25/D:24/ABS:48
		MT	x	- 06.92, ABS (Bendix)	21093	Joint Kit			ws		27	A:25/F:23/O:55.7/X/ABS:90
		MT	x	07.92 - , ABS (Bendix)	21076	Joint Kit			ws		27	A:25/F:34/O:55.5/X/ABS:48
		MT			23112	Boot Kit			ws			L:91/Ø1=20/Ø2=77
		MT			26216	Boot Kit			ws			L:103/Ø1=24/Ø2=88
		MT			26283	Boot Kit				gs		L:97/Ø1=21/Ø2=75
1.9 GTI 16V (108 kW)	10.90 - 12.93	MT			21667	Driveshaft	L				7	L:610/A:25/D:24
		MT	x	ABS (Bendix)	21677	Driveshaft	L				7	L:610/A:25/D:24/ABS:48
		MT			21668	Driveshaft	R				9	L:850/A:25/D:24
		MT	x	ABS (Bendix)	21678	Driveshaft	R				9	L:850/A:25/D:24/ABS:48
		MT	x	- 06.92, ABS (Bendix)	21093	Joint Kit			ws		27	A:25/F:23/O:55.7/X/ABS:90
		MT	x	07.92 - , ABS (Bendix)	21076	Joint Kit			ws		27	A:25/F:34/O:55.5/X/ABS:48
		MT			23112	Boot Kit			ws			L:91/Ø1=20/Ø2=77
		MT			26216	Boot Kit			ws			L:103/Ø1=24/Ø2=88
		MT			26283	Boot Kit				gs		L:97/Ø1=21/Ø2=75
1.9 GTI 16V (116 kW)	08.89 - 07.90	MT			21667	Driveshaft	L				7	L:610/A:25/D:24
		MT	x	ABS (Bendix)	21677	Driveshaft	L				7	L:610/A:25/D:24/ABS:48
		MT			21668	Driveshaft	R				9	L:850/A:25/D:24
		MT	x	ABS (Bendix)	21678	Driveshaft	R				9	L:850/A:25/D:24/ABS:48
		MT			23112	Boot Kit			ws			L:91/Ø1=20/Ø2=77
		MT			26216	Boot Kit			ws			L:103/Ø1=24/Ø2=88
		MT			26283	Boot Kit				gs		L:97/Ø1=21/Ø2=75
<b>405 I / 405 I BREAK</b>												
1.4 (47 kW)	01.87 - 07.92	MT			21639	Driveshaft	L				7	L:650/A:25/D:22
		MT			21640	Driveshaft	R				8	L:870/A:25/D:22
		MT			20665	Joint Kit			ws		27	A:25/F:22/O:55/X
		MT			23065	Boot Kit			ws			L:108/Ø1=19/Ø2=80
		MT			23111	Boot Kit				gs		L:172/Ø1=19/Ø2=72/with cap
		MT			26287	Boot Kit				gs		L:97/Ø1=21/Ø2=70
1.6 (53-69 kW)	01.87 - 12.92	MT			21642	Driveshaft	L				7	L:630/A:25/D:24
		MT			21641	Driveshaft	R				8	L:880/A:25/D:24
		MT			20665	Joint Kit			ws		27	A:25/F:22/O:55/X
		MT	x	ABS (Bendix)	21093	Joint Kit			ws		27	A:25/F:23/O:55.7/X/ABS:90
		MT			23065	Boot Kit			ws			L:108/Ø1=19/Ø2=80
		MT			26216	Boot Kit			ws			L:103/Ø1=24/Ø2=88
		MT			23049	Boot Kit				gs		L:172/Ø1=19/Ø2=78/with cap
		MT			26283	Boot Kit				gs		L:97/Ø1=21/Ø2=75
		MT			26287	Boot Kit				gs		L:97/Ø1=21/Ø2=70
1.8 D	- 07.92	MT		engine XUD7T, gear BE1/3	21642	Driveshaft	L				7	L:630/A:25/D:24
		MT		engine XUD7T, gear BE1/3	21641	Driveshaft	R				8	L:880/A:25/D:24
		MT		engine XUD7T	20665	Joint Kit			ws		27	A:25/F:22/O:55/X
		MT		engine XUD7T, gear BE1/3	23065	Boot Kit			ws			L:108/Ø1=19/Ø2=80
		MT		engine XUD7T, gear BE1/3	23111	Boot Kit				gs		L:172/Ø1=19/Ø2=72/with cap
1.8 TD (66 kW)	03.88 - 08.92	MT			21669	Driveshaft	L				7	L:630/A:25/D:24
		MT	x	ABS (Bosch)	21679	Driveshaft	L				7	L:630/A:25/D:24/ABS:29
		MT	x	ABS (Bendix)	21681	Driveshaft	L				7	L:630/A:25/D:24/ABS:90
		MT			21670	Driveshaft	R				8	L:880/A:25/D:24
		MT	x	ABS (Bosch)	21680	Driveshaft	R				8	L:880/A:25/D:24/ABS:29
		MT	x	ABS (Bendix)	21682	Driveshaft	R				8	L:880/A:25/D:24/ABS:90
		MT			21075	Joint Kit			ws		27	A:25/F:23/DF:23.73/O:55.5/X
		MT	x	ABS (Bendix)	21093	Joint Kit			ws		27	A:25/F:23/O:55.7/X/ABS:90

		Transm.	with ABS Ring		Part-No.	Description	L Left R Right	F Front R Rear	Wheel Side	Gear Box Side	Pic. No.	Technical Specification  Further details on page I
		MT Manual AT Autom.										

( PEUGEOT )

( PEUGEOT )

405 I / 405 I BREAK													
1.8 TD (66 kW)	03.88 - 08.92	MT	x	ABS (Bosch)	21097	Joint Kit			ws		27	A:25/F:23/O:55.5/X/ABS:29	
		MT			23065	Boot Kit			ws		L:108/Ø1=19/Ø2=80		
		MT			26216	Boot Kit			ws		L:103/Ø1=24/Ø2=88		
		MT			26283	Boot Kit				gs	L:97/Ø1=21/Ø2=75		
1.9 (70/77/80 kW)	07.87 - 12.92	MT/AT			21642	Driveshaft	L				7	L:630/A:25/D:24	
		MT/AT			21641	Driveshaft	R				8	L:880/A:25/D:24	
		MT/AT			20665	Joint Kit			ws		27	A:25/F:22/O:55/X	
		MT	x	ABS (Bendix)	21093	Joint Kit			ws		27	A:25/F:23/O:55.7/X/ABS:90	
		MT/AT	x	ABS (Bosch)	21097	Joint Kit			ws		27	A:25/F:23/O:55.5/X/ABS:29	
		MT/AT			23065	Boot Kit			ws				L:108/Ø1=19/Ø2=80
		MT			26216	Boot Kit			ws				L:103/Ø1=24/Ø2=88
		MT/AT			23049	Boot Kit				gs			L:172/Ø1=19/Ø2=78/with cap
1.9 (88 kW)	07.88 - 12.92	MT/AT			26283	Boot Kit				gs		L:97/Ø1=21/Ø2=75	
		MT/AT			26287	Boot Kit				gs		L:97/Ø1=21/Ø2=70	
		MT			21669	Driveshaft	L				7	L:630/A:25/D:24	
		MT	x	ABS (Bosch)	21679	Driveshaft	L				7	L:630/A:25/D:24/ABS:29	
		MT	x	ABS (Bendix)	21681	Driveshaft	L				7	L:630/A:25/D:24/ABS:90	
		AT			21642	Driveshaft	L				7	L:630/A:25/D:24	
		MT			21670	Driveshaft	R				8	L:880/A:25/D:24	
		MT	x	ABS (Bosch)	21680	Driveshaft	R				8	L:880/A:25/D:24/ABS:29	
		MT	x	ABS (Bendix)	21682	Driveshaft	R				8	L:880/A:25/D:24/ABS:90	
		AT			21641	Driveshaft	R				8	L:880/A:25/D:24	
		AT			20665	Joint Kit			ws		27	A:25/F:22/O:55/X	
		MT/AT			23065	Boot Kit			ws				L:108/Ø1=19/Ø2=80
MT/AT			26216	Boot Kit			ws				L:103/Ø1=24/Ø2=88		
MT/AT			26283	Boot Kit				gs			L:97/Ø1=21/Ø2=75		
AT			23049	Boot Kit				gs			L:172/Ø1=19/Ø2=78/with cap		
AT			26287	Boot Kit				gs			L:97/Ø1=21/Ø2=70		
1.9 D (47/51 kW)	10.88 - 08.92	MT			21642	Driveshaft	L				7	L:630/A:25/D:24	
		MT			21641	Driveshaft	R				8	L:880/A:25/D:24	
		MT			20665	Joint Kit			ws		27	A:25/F:22/O:55/X	
		MT	x	ABS (Bendix)	21093	Joint Kit			ws		27	A:25/F:23/O:55.7/X/ABS:90	
		MT			26288	Boot Kit			ws				L:104/Ø1=18/Ø2=78
		MT			26216	Boot Kit			ws				L:103/Ø1=24/Ø2=88
		MT			23111	Boot Kit				gs			L:172/Ø1=19/Ø2=72/with cap
1.9 Injection (77 kW)	07.87 - 12.92	MT			21669	Driveshaft	L				7	L:630/A:25/D:24	
		MT	x	ABS (Bosch)	21679	Driveshaft	L				7	L:630/A:25/D:24/ABS:29	
		MT	x	ABS (Bendix)	21681	Driveshaft	L				7	L:630/A:25/D:24/ABS:90	
		AT			21642	Driveshaft	L				7	L:630/A:25/D:24	
		MT			21670	Driveshaft	R				8	L:880/A:25/D:24	
		MT	x	ABS (Bosch)	21680	Driveshaft	R				8	L:880/A:25/D:24/ABS:29	

		MT	x	ABS (Bendix)	21682	Driveshaft	R				8	L:880/A:25/D:24/ABS:90
		AT			21641	Driveshaft	R				8	L:880/A:25/D:24
		AT			20665	Joint Kit			ws		27	A:25/F:22/O:55/X
		MT	x	ABS (Bendix)	21093	Joint Kit			ws		27	A:25/F:23/O:55.7/X/ABS:90
		MT/AT	x	ABS (Bosch)	21097	Joint Kit			ws		27	A:25/F:23/O:55.5/X/ABS:29
		MT/AT			23065	Boot Kit			ws			L:108/Ø1=19/Ø2=80
		MT/AT			26216	Boot Kit			ws			L:103/Ø1=24/Ø2=88
		MT/AT			26283	Boot Kit				gs		L:97/Ø1=21/Ø2=75
		AT			23049	Boot Kit				gs		L:172/Ø1=19/Ø2=78/with cap
		AT			26287	Boot Kit				gs		L:97/Ø1=21/Ø2=70
1.9 Sport MI-16 (108 kW)	04.88 - 12.92	MT			21669	Driveshaft	L				7	L:630/A:25/D:24
		MT	x	ABS (Bosch)	21679	Driveshaft	L				7	L:630/A:25/D:24/ABS:29
		MT	x	ABS (Bendix)	21681	Driveshaft	L				7	L:630/A:25/D:24/ABS:90
		MT			21670	Driveshaft	R				8	L:880/A:25/D:24
		MT	x	ABS (Bosch)	21680	Driveshaft	R				8	L:880/A:25/D:24/ABS:29
		MT	x	ABS (Bendix)	21682	Driveshaft	R				8	L:880/A:25/D:24/ABS:90
		MT			21075	Joint Kit			ws		27	A:25/F:23/DF:23.73/O:55.5/X
		MT			23065	Boot Kit			ws			L:108/Ø1=19/Ø2=80
		MT			26216	Boot Kit			ws			L:103/Ø1=24/Ø2=88
		MT			26283	Boot Kit				gs		L:97/Ø1=21/Ø2=75
1.9 TD (53/68 kW)	- 07.92	MT		gear BE1/3	21669	Driveshaft	L				7	L:630/A:25/D:24
		MT	x	gear BE1/3, ABS (Bosch)	21679	Driveshaft	L				7	L:630/A:25/D:24/ABS:29
		MT	x	gear BE1/3, ABS (Bendix)	21681	Driveshaft	L				7	L:630/A:25/D:24/ABS:90
		MT		gear BE1/3	21670	Driveshaft	R				8	L:880/A:25/D:24
		MT	x	gear BE1/3, ABS (Bosch)	21680	Driveshaft	R				8	L:880/A:25/D:24/ABS:29
		MT	x	gear BE1/3, ABS (Bendix)	21682	Driveshaft	R				8	L:880/A:25/D:24/ABS:90
		MT			23065	Boot Kit			ws			L:108/Ø1=19/Ø2=80
		MT			26216	Boot Kit			ws			L:103/Ø1=24/Ø2=88
		MT			26283	Boot Kit				gs		L:97/Ø1=21/Ø2=75
<b>405 II / 405 II BREAK</b>												
1.4 (55 kW)	08.92 - 10.96	MT			21639	Driveshaft	L				7	L:650/A:25/D:22
		MT			21640	Driveshaft	R				8	L:870/A:25/D:22
		MT			21074	Joint Kit			ws		27	A:25/F:31/DF:22.6/O:54.5/X
		MT			23065	Boot Kit			ws			L:108/Ø1=19/Ø2=80
		MT			23111	Boot Kit				gs		L:172/Ø1=19/Ø2=72/with cap
		MT			26287	Boot Kit				gs		L:97/Ø1=21/Ø2=70
1.6 (65 kW)	08.92 - 10.96	MT			21642	Driveshaft	L				7	L:630/A:25/D:24
		MT			21641	Driveshaft	R				8	L:880/A:25/D:24
		MT			21074	Joint Kit			ws		27	A:25/F:31/DF:22.6/O:54.5/X
		MT			23065	Boot Kit			ws			L:108/Ø1=19/Ø2=80
		MT			23049	Boot Kit				gs		L:172/Ø1=19/Ø2=78/with cap
		MT			26283	Boot Kit				gs		L:97/Ø1=21/Ø2=75
		MT			26287	Boot Kit				gs		L:97/Ø1=21/Ø2=70
1.9 D (47 kW)	08.92 - 10.96	MT			21642	Driveshaft	L				7	L:630/A:25/D:24
		MT			21641	Driveshaft	R				8	L:880/A:25/D:24
		MT			21074	Joint Kit			ws		27	A:25/F:31/DF:22.6/O:54.5/X
		MT			26288	Boot Kit			ws			L:104/Ø1=18/Ø2=78
		MT			23065	Boot Kit			ws			L:108/Ø1=19/Ø2=80
		MT			23111	Boot Kit				gs		L:172/Ø1=19/Ø2=72/with cap
1.9 D (50 kW)	06.94 - 10.96	MT			21642	Driveshaft	L				7	L:630/A:25/D:24
		MT			21641	Driveshaft	R				8	L:880/A:25/D:24

		Transm.	with ABS Ring		Part-No.	Description	L	F	Wheel Side	Gear Box Side	Pic. No.	Technical Specification  Further details on page I
		MT Manual AT Autom.					Left R	Front R Rear				

( PEUGEOT )

( PEUGEOT )

405 II / 405 II BREAK													
1.9 D (50 kW)	06.94 - 10.96	MT			26288	Boot Kit			ws	gs		L:104/Ø1=18/Ø2=78	
		MT			23111	Boot Kit				gs		L:172/Ø1=19/Ø2=72/with cap	
1.9 SRI (4BD/4ED) (95 kW)	08.92 - 10.96	MT			21671	Driveshaft	L				7	L:630/A:25/D:24	
		MT	x	ABS (Bosch)	21683	Driveshaft	L				7	L:630/A:25/D:24/ABS:29	
		MT	x	ABS (Bendix)	21685	Driveshaft	L					7	L:630/A:25/D:24/ABS:90
		MT			21672	Driveshaft	R					9	L:880/A:25/D:24
		MT	x	ABS (Bosch)	21684	Driveshaft	R					9	L:880/A:25/D:24/ABS:29
		MT	x	ABS (Bendix)	21686	Driveshaft	R					9	L:880/A:25/D:24/ABS:90
		MT			21077	Joint Kit			ws			27	A:25/F:34/DF:24.85/O:55.5/X
		MT	x	ABS (Bendix)	21094	Joint Kit			ws			27	A:25/F:34/O:55.7/X/ABS:90
		MT	x	ABS (Bosch)	21095	Joint Kit			ws			27	A:25/F:34/DF:24.85/O:55.5/X/ABS:29
		MT			23065	Boot Kit			ws				L:108/Ø1=19/Ø2=80
		MT			26216	Boot Kit			ws				L:103/Ø1=24/Ø2=88
		MT			26283	Boot Kit				gs			L:97/Ø1=21/Ø2=75
		MT			23049	Boot Kit				gs			L:172/Ø1=19/Ø2=78/with cap
1.9 TD (66 kW)	08.92 - 10.96	MT			21671	Driveshaft	L				7	L:630/A:25/D:24	
		MT	x	ABS (Bosch)	21683	Driveshaft	L				7	L:630/A:25/D:24/ABS:29	
		MT	x	ABS (Bendix)	21685	Driveshaft	L					7	L:630/A:25/D:24/ABS:90
		MT			21672	Driveshaft	R					9	L:880/A:25/D:24
		MT	x	ABS (Bosch)	21684	Driveshaft	R					9	L:880/A:25/D:24/ABS:29
		MT	x	ABS (Bendix)	21686	Driveshaft	R					9	L:880/A:25/D:24/ABS:90
		MT			21077	Joint Kit			ws			27	A:25/F:34/DF:24.85/O:55.5/X
		MT	x	ABS (Bendix)	21094	Joint Kit			ws			27	A:25/F:34/O:55.7/X/ABS:90
		MT	x	ABS (Bosch)	21095	Joint Kit			ws			27	A:25/F:34/DF:24.85/O:55.5/X/ABS:29
		MT			23065	Boot Kit			ws				L:108/Ø1=19/Ø2=80
		MT			26216	Boot Kit			ws				L:103/Ø1=24/Ø2=88
		MT			26283	Boot Kit				gs			L:97/Ø1=21/Ø2=75
		MT			23049	Boot Kit				gs			L:172/Ø1=19/Ø2=78/with cap
2.0 (89 kW)	08.92 - 10.96	MT			21671	Driveshaft	L				7	L:630/A:25/D:24	
		MT	x	ABS (Bosch)	21683	Driveshaft	L				7	L:630/A:25/D:24/ABS:29	
		MT	x	ABS (Bendix)	21685	Driveshaft	L					7	L:630/A:25/D:24/ABS:90
		MT			21672	Driveshaft	R					9	L:880/A:25/D:24
		MT	x	ABS (Bosch)	21684	Driveshaft	R					9	L:880/A:25/D:24/ABS:29
		MT	x	ABS (Bendix)	21686	Driveshaft	R					9	L:880/A:25/D:24/ABS:90
		MT			21077	Joint Kit			ws			27	A:25/F:34/DF:24.85/O:55.5/X
		MT	x	ABS (Bendix)	21094	Joint Kit			ws			27	A:25/F:34/O:55.7/X/ABS:90
		MT	x	ABS (Bosch)	21095	Joint Kit			ws			27	A:25/F:34/DF:24.85/O:55.5/X/ABS:29
		MT			23065	Boot Kit			ws				L:108/Ø1=19/Ø2=80
		MT			26216	Boot Kit			ws				L:103/Ø1=24/Ø2=88
		MT			26283	Boot Kit				gs			L:97/Ø1=21/Ø2=75
		MT			23049	Boot Kit				gs			L:172/Ø1=19/Ø2=78/with cap

2.0 16V (110 kW)	06.94 - 10.95	MT	x	ABS (Bendix)	21685	Driveshaft	L				7	L:630/A:25/D:24/ABS:90
		MT	x	ABS (Bosch)	21683	Driveshaft	L				7	L:630/A:25/D:24/ABS:29
		MT	x	ABS (Bendix)	21686	Driveshaft	R				9	L:880/A:25/D:24/ABS:90
		MT	x	ABS (Bosch)	21684	Driveshaft	R				9	L:880/A:25/D:24/ABS:29
		MT	x	ABS (Bendix)	21094	Joint Kit			ws		27	A:25/F:34/O:55.7/X/ABS:90
		MT	x	ABS (Bosch)	21095	Joint Kit			ws		27	A:25/F:34/DF:24.85/O:55.5/X/ABS:29
		MT			26216	Boot Kit			ws			L:103/Ø1=24/Ø2=88
		MT			26283	Boot Kit				gs		L:97/Ø1=21/Ø2=75
		MT			23049	Boot Kit				gs		L:172/Ø1=19/Ø2=78/with cap
2.0 MI-16 (112 kW)	08.92 - 10.95	MT			21671	Driveshaft	L				7	L:630/A:25/D:24
		MT	x	ABS (Bosch)	21683	Driveshaft	L				7	L:630/A:25/D:24/ABS:29
		MT	x	ABS (Bendix)	21685	Driveshaft	L				7	L:630/A:25/D:24/ABS:90
		MT			21672	Driveshaft	R				9	L:880/A:25/D:24
		MT	x	ABS (Bosch)	21684	Driveshaft	R				9	L:880/A:25/D:24/ABS:29
		MT	x	ABS (Bendix)	21686	Driveshaft	R				9	L:880/A:25/D:24/ABS:90
		MT			21077	Joint Kit			ws		27	A:25/F:34/DF:24.85/O:55.5/X
		MT	x	ABS (Bendix)	21094	Joint Kit			ws		27	A:25/F:34/O:55.7/X/ABS:90
		MT	x	ABS (Bosch)	21095	Joint Kit			ws		27	A:25/F:34/DF:24.85/O:55.5/X/ABS:29
		MT			23065	Boot Kit			ws			L:108/Ø1=19/Ø2=80
		MT			26216	Boot Kit			ws			L:103/Ø1=24/Ø2=88
		MT			26283	Boot Kit				gs		L:97/Ø1=21/Ø2=75
		MT			23049	Boot Kit				gs		L:172/Ø1=19/Ø2=78/with cap
<b>406 / 406 BREAK</b>												
1.6 (65 kW)	11.95 - 05.04	MT		gear BE3/BE4, - 03.99	21689	Driveshaft	L				6	L:660/A:25/D:24
		MT	x	gear BE3/BE4, - 03.99	21691	Driveshaft	L				6	L:660/A:25/D:24/ABS:29/Ø ABS ring:99
		MT	x	gear BE3/BE4, 03.99 -	21955	Driveshaft	L				6	L:660/A:25/D:24/ABS:48
		MT		gear BE3/BE4, - 03.99	21690	Driveshaft	R				9	L:910/A:25/D:24
		MT	x	gear BE3/BE4, - 03.99	21692	Driveshaft	R				9	L:910/A:25/D:24/ABS:29/Ø ABS ring:99
		MT	x	gear BE3/BE4, 03.99 -	21956	Driveshaft	R				9	L:910/A:25/D:24/ABS:48
		MT	x	gear BE3/BE4, 03.99 -	21078	Joint Kit			ws		27	A:25/F:34/O:55.7/X/ABS:48
		MT		gear BE3/BE4	26216	Boot Kit			ws			L:103/Ø1=24/Ø2=88
		MT		gear BE3/BE4	23049	Boot Kit				gs		L:172/Ø1=19/Ø2=78/with cap
1.8 (66 kW)	05.97 - 05.04	MT		gear BE3/BE4, - 03.99	21689	Driveshaft	L				6	L:660/A:25/D:24
		MT	x	gear BE3/BE4, - 03.99	21691	Driveshaft	L				6	L:660/A:25/D:24/ABS:29/Ø ABS ring:99
		MT	x	gear BE3/BE4, 03.99 -	21955	Driveshaft	L				6	L:660/A:25/D:24/ABS:48
		MT		gear BE3/BE4, - 03.99	21690	Driveshaft	R				9	L:910/A:25/D:24
		MT	x	gear BE3/BE4, - 03.99	21692	Driveshaft	R				9	L:910/A:25/D:24/ABS:29/Ø ABS ring:99
		MT	x	gear BE3/BE4, 03.99 -	21956	Driveshaft	R				9	L:910/A:25/D:24/ABS:48
		MT	x	gear BE3/BE4, 03.99 -	21078	Joint Kit			ws		27	A:25/F:34/O:55.7/X/ABS:48
		MT		gear BE3/BE4	26216	Boot Kit			ws			L:103/Ø1=24/Ø2=88
		MT		gear BE3/BE4	23049	Boot Kit				gs		L:172/Ø1=19/Ø2=78/with cap
1.8 16V (81 kW)	11.95 - 10.00	MT		gear BE3/BE4, - 03.99	21689	Driveshaft	L				6	L:660/A:25/D:24
		MT	x	gear BE3/BE4, - 03.99	21691	Driveshaft	L				6	L:660/A:25/D:24/ABS:29/Ø ABS ring:99
		MT	x	gear BE3/BE4, 03.99 -	21955	Driveshaft	L				6	L:660/A:25/D:24/ABS:48
		MT		gear BE3/BE4, - 03.99	21690	Driveshaft	R				9	L:910/A:25/D:24
		MT	x	gear BE3/BE4, - 03.99	21692	Driveshaft	R				9	L:910/A:25/D:24/ABS:29/Ø ABS ring:99
		MT	x	gear BE3/BE4, 03.99 -	21956	Driveshaft	R				9	L:910/A:25/D:24/ABS:48
		MT	x	gear BE3/BE4, 03.99 -	21078	Joint Kit			ws		27	A:25/F:34/O:55.7/X/ABS:48
		MT		gear BE3/BE4	26216	Boot Kit			ws			L:103/Ø1=24/Ø2=88
		MT		gear BE3/BE4	23049	Boot Kit				gs		L:172/Ø1=19/Ø2=78/with cap
1.8 16V (85 kW)	10.00 - 05.04	MT	x	gear BE3/BE4	21955	Driveshaft	L				6	L:660/A:25/D:24/ABS:48

		Transm.	with ABS Ring		Part-No.	Description	L Left R Right	F Front R Rear	Wheel Side	Gear Box Side	Pic. No.	Technical Specification  Further details on page I
		MT Manual AT Autom.										

( PEUGEOT )

( PEUGEOT )

406 / 406 BREAK													
1.8 16V (85 kW)	10.00 - 05.04	MT	x	gear BE3/BE4	21956	Driveshaft	R				9	L:910/A:25/D:24/ABS:48	
1.9 D (55 kW)	10.96 - 05.04	MT		gear BE3/BE4, - 03.99	21689	Driveshaft	L				6	L:660/A:25/D:24	
		MT	x	gear BE3/BE4, - 03.99	21691	Driveshaft	L				6	L:660/A:25/D:24/ABS:29/Ø ABS ring:99	
		MT	x	gear BE3/BE4, 03.99 -	21955	Driveshaft	L				6	L:660/A:25/D:24/ABS:48	
		MT		gear BE3/BE4, - 03.99	21690	Driveshaft	R				9	L:910/A:25/D:24	
		MT	x	gear BE3/BE4, - 03.99	21692	Driveshaft	R				9	L:910/A:25/D:24/ABS:29/Ø ABS ring:99	
		MT	x	gear BE3/BE4, 03.99 -	21956	Driveshaft	R				9	L:910/A:25/D:24/ABS:48	
		MT	x	gear BE3/BE4, 03.99 -	21078	Joint Kit			ws		27	A:25/F:34/O:55.7/X/ABS:48	
		MT		gear BE3/BE4	26216	Boot Kit			ws				L:103/Ø1=24/Ø2=88
1.9 TD (66/68 kW)	01.96 - 05.04	MT		gear BE3/BE4	23049	Boot Kit				gs		L:172/Ø1=19/Ø2=78/with cap	
		MT		gear BE3/BE4, - 03.99	21693	Driveshaft	L				6	L:650/A:25/D:24	
		MT	x	gear BE3/BE4, - 03.99	21695	Driveshaft	L				6	L:650/A:25/D:24/ABS:29/Ø ABS ring:99	
		MT	x	gear BE3/BE4, 03.99 -	21957	Driveshaft	L				6	L:652/A:25/D:24/ABS:48	
		MT		gear BE3/BE4, - 03.99	21690	Driveshaft	R				9	L:910/A:25/D:24	
		MT	x	gear BE3/BE4, - 03.99	21692	Driveshaft	R				9	L:910/A:25/D:24/ABS:29/Ø ABS ring:99	
		MT	x	gear BE3/BE4, 03.99 -	21956	Driveshaft	R				9	L:910/A:25/D:24/ABS:48	
		MT	x	gear BE3/BE4, 03.99 -	21078	Joint Kit			ws		27	A:25/F:34/O:55.7/X/ABS:48	
2.0 16V (97 kW)	11.95 - 05.04	MT		gear BE3/BE4	26216	Boot Kit				ws		L:103/Ø1=24/Ø2=88	
		MT		gear BE3/BE4	23049	Boot Kit				gs		L:172/Ø1=19/Ø2=78/with cap	
		MT		gear BE3R/BE4R, - 03.99	21693	Driveshaft	L				6	L:650/A:25/D:24	
		MT	x	gear BE3R/BE4R, - 03.99	21695	Driveshaft	L				6	L:650/A:25/D:24/ABS:29/Ø ABS ring:99	
		MT	x	gear BE3R/BE4R, 03.99 -	21957	Driveshaft	L				6	L:652/A:25/D:24/ABS:48	
		MT		gear BE3R/BE4R, - 03.99	21690	Driveshaft	R				9	L:910/A:25/D:24	
		MT	x	gear BE3R/BE4R, - 03.99	21692	Driveshaft	R				9	L:910/A:25/D:24/ABS:29/Ø ABS ring:99	
		MT	x	gear BE3R/BE4R, 03.99 -	21956	Driveshaft	R				9	L:910/A:25/D:24/ABS:48	
2.0 16V (99 kW)	01.99 - 08.00	MT	x	gear BE3R/BE4R, 03.99 -	21078	Joint Kit				ws		A:25/F:34/O:55.7/X/ABS:48	
		MT	x	gear BE3R/BE4R	26216	Boot Kit				ws		L:103/Ø1=24/Ø2=88	
		MT		gear BE3R/BE4R	23049	Boot Kit				gs		L:172/Ø1=19/Ø2=78/with cap	
		MT	x	gear BE3R/BE4R	21695	Driveshaft	L				6	L:650/A:25/D:24/ABS:29/Ø ABS ring:99	
		MT	x	gear BE3R/BE4R	21957	Driveshaft	L				6	L:652/A:25/D:24/ABS:48	
		MT	x	gear BE3R/BE4R	21692	Driveshaft	R				9	L:910/A:25/D:24/ABS:29/Ø ABS ring:99	
		MT	x	gear BE3R/BE4R	21956	Driveshaft	R				9	L:910/A:25/D:24/ABS:48	
		MT	x	gear BE3R/BE4R	21957	Driveshaft	R				9	L:910/A:25/D:24/ABS:48	
2.0 16V (100 kW)	10.00 - 05.04	MT	x	gear BE3R/BE4R	21956	Driveshaft	R				9	L:910/A:25/D:24/ABS:48	
		MT	x	gear BE3R/BE4R	21957	Driveshaft	R				9	L:910/A:25/D:24/ABS:48	
2.0 HDI 90 (66 kW)	02.99 - 05.04	MT		gear BE3R/BE4R, - 03.99	21693	Driveshaft	L				6	L:650/A:25/D:24	
		MT	x	gear BE3R/BE4R, - 03.99	21695	Driveshaft	L				6	L:650/A:25/D:24/ABS:29/Ø ABS ring:99	
		MT	x	gear BE3R/BE4R, 03.99 -	21957	Driveshaft	L				6	L:652/A:25/D:24/ABS:48	
		MT		gear BE3R/BE4R, - 03.99	21690	Driveshaft	R				9	L:910/A:25/D:24	
		MT	x	gear BE3R/BE4R, - 03.99	21692	Driveshaft	R				9	L:910/A:25/D:24/ABS:29/Ø ABS ring:99	
		MT	x	gear BE3R/BE4R, 03.99 -	21956	Driveshaft	R				9	L:910/A:25/D:24/ABS:48	
		MT	x	gear BE3R/BE4R, 03.99 -	21078	Joint Kit				ws		27	A:25/F:34/O:55.7/X/ABS:48
		MT	x	gear BE3R/BE4R, 03.99 -	21078	Joint Kit				ws		27	A:25/F:34/O:55.7/X/ABS:48

		MT		gear BE3R/BE4R	26216	Boot Kit			ws			L:103/Ø1=24/Ø2=88
		MT		gear BE3R/BE4R	23049	Boot Kit				gs		L:172/Ø1=19/Ø2=78/with cap
2.0 HDI 110 (80 kW)	06.98 - 08.01	MT		gear BE3R/BE4R, - 03.99	21693	Driveshaft	L				6	L:650/A:25/D:24
		MT	x	gear BE3R/BE4R, - 03.99	21695	Driveshaft	L				6	L:650/A:25/D:24/ABS:29/Ø ABS ring:99
		MT	x	gear BE3R/BE4R, 03.99 -	21957	Driveshaft	L				6	L:652/A:25/D:24/ABS:48
		MT		gear BE3R/BE4R, - 03.99	21690	Driveshaft	R				9	L:910/A:25/D:24
		MT	x	gear BE3R/BE4R, - 03.99	21692	Driveshaft	R				9	L:910/A:25/D:24/ABS:29/Ø ABS ring:99
		MT	x	gear BE3R/BE4R, 03.99 -	21956	Driveshaft	R				9	L:910/A:25/D:24/ABS:48
		MT	x	gear BE3R/BE4R, 03.99 -	21078	Joint Kit			ws		27	A:25/F:34/O:55.7/X/ABS:48
		MT		gear BE3R/BE4R	26216	Boot Kit			ws			L:103/Ø1=24/Ø2=88
		MT		gear BE3R/BE4R	23049	Boot Kit				gs		L:172/Ø1=19/Ø2=78/with cap
2.0 HDi 110 FAP (79 kW)	08.01 - 05.04	MT	x	gear ML5T	21960	Driveshaft	L				6	L:670/A:25/D:37/ABS:48
		MT	x	gear ML5T	21961	Driveshaft	R				9	L:940/A:25/D:37/ABS:48
2.0 Turbo (108 kW)	04.96 - 05.04	MT		gear BE3R/BE4R, - 03.99	21693	Driveshaft	L				6	L:650/A:25/D:24
		MT	x	gear BE3R/BE4R, - 03.99	21695	Driveshaft	L				6	L:650/A:25/D:24/ABS:29/Ø ABS ring:99
		MT	x	gear BE3R/BE4R, 03.99 -	21957	Driveshaft	L				6	L:652/A:25/D:24/ABS:48
		MT		gear BE3R/BE4R, - 03.99	21690	Driveshaft	R				9	L:910/A:25/D:24
		MT	x	gear BE3R/BE4R, - 03.99	21692	Driveshaft	R				9	L:910/A:25/D:24/ABS:29/Ø ABS ring:99
		MT	x	gear BE3R/BE4R, 03.99 -	21956	Driveshaft	R				9	L:910/A:25/D:24/ABS:48
		MT	x	gear BE3R/BE4R, 03.99 -	21078	Joint Kit			ws		27	A:25/F:34/O:55.7/X/ABS:48
		MT		gear BE3R/BE4R	26216	Boot Kit			ws			L:103/Ø1=24/Ø2=88
		MT		gear BE3R/BE4R	23049	Boot Kit				gs		L:172/Ø1=19/Ø2=78/with cap
2.1 TD 12V (80 kW)	01.96 - 05.04	MT	x	gear ML5T, - 03.99	21958	Driveshaft	L				6	L:670/A:25/D:37/ABS:29
		MT	x	gear ML5T, 03.99 -	21960	Driveshaft	L				6	L:670/A:25/D:37/ABS:48
		MT	x	gear ML5T, - 03.99	21959	Driveshaft	R				9	L:940/A:25/D:37/ABS:29
		MT	x	gear ML5T, 03.99 -	21961	Driveshaft	R				9	L:940/A:25/D:37/ABS:48
2.2 (116 kW)	07.00 - 05.04	MT	x	gear ML5T	21960	Driveshaft	L				6	L:670/A:25/D:37/ABS:48
		MT	x	gear ML5T	21961	Driveshaft	R				9	L:940/A:25/D:37/ABS:48
2.2 HDi FAP (98 kW)	03.00 - 05.04	MT	x	gear ML5T	21960	Driveshaft	L				6	L:670/A:25/D:37/ABS:48
		MT	x	gear ML5T	21961	Driveshaft	R				9	L:940/A:25/D:37/ABS:48
3.0 24V (140 kW)	10.96 - 05.04	MT	x	gear ML5T, - 03.99	21958	Driveshaft	L				6	L:670/A:25/D:37/ABS:29
		MT	x	gear ML5T, 03.99 -	21960	Driveshaft	L				6	L:670/A:25/D:37/ABS:48
		MT	x	gear ML5T, - 03.99	21959	Driveshaft	R				9	L:940/A:25/D:37/ABS:29
		MT	x	gear ML5T, 03.99 -	21961	Driveshaft	R				9	L:940/A:25/D:37/ABS:48
3.0 V6 (152 kW)	03.00 - 05.04	MT	x	gear ML5T	21960	Driveshaft	L				6	L:670/A:25/D:37/ABS:48
		MT	x	gear ML5T	21961	Driveshaft	R				9	L:940/A:25/D:37/ABS:48
<b>407 / 407 SW</b>												
1.8 (85 kW)	05.04 -	MT/AT		gear BE4R	24259	Driveshaft	L				6	L:715/A:28/D:24
		MT/AT		gear BE4R	24260	Driveshaft	R				9	L:995/A:24/D:24/with bearing
1.8 16V (92 kW)	09.04 -	MT/AT		gear BE4R	24261	Driveshaft	L				6	L:706/A:28/D:24
		MT/AT		gear BE4R	24260	Driveshaft	R				9	L:995/A:24/D:24/with bearing
2.0 (100 kW) / 2.0 16V (103 kW)	05.04 -	MT/AT		gear BE4R	24261	Driveshaft	L				6	L:706/A:28/D:24
		MT/AT		gear BE4R	24260	Driveshaft	R				9	L:995/A:24/D:24/with bearing
1.6 HDi 110 (80 kW)	05.04 -	MT/AT		gear BE4R	24261	Driveshaft	L				6	L:706/A:28/D:24
		MT/AT		gear BE4R	24260	Driveshaft	R				9	L:995/A:24/D:24/with bearing
<b>504 / 504 BREAK</b>												
2.0 (71 kW)	03.71 - 06.86	MT/AT		03.75 -	23002	Boot Kit			ws			L:202/Ø1=21/with cap
		MT/AT		03.75 -	23003	Boot Kit				gs		L:184/Ø1=21/with cap
2.0 TI (78 kW)	01.71 - 06.83	MT/AT		03.75 -	23002	Boot Kit			ws			L:202/Ø1=21/with cap
		MT/AT		03.75 -	23003	Boot Kit				gs		L:184/Ø1=21/with cap

		Transm.	with ABS Ring		Part-No.	Description	L	F	Wheel Side	Gear Box Side	Pic. No.	Technical Specification  Further details on page I
		MT Manual AT Autom.					Left R Right	Front R Rear				

( PEUGEOT )

( PEUGEOT )

407 / 407 SW												
2.1 D (48 kW)	02.71 - 07.86	MT/AT		03.75 -	23002	Boot Kit			ws			L:202/Ø1=21/with cap
		MT/AT		03.75 -	23003	Boot Kit				gs		L:184/Ø1=21/with cap
505												
1.8 / 2.0	11.80 - 10.86	MT/AT			21607	Driveshaft	L/R				18	L:800/A:27/D:27
2.2 (84 kW)	03.86 - 12.93	MT/AT			21630	Driveshaft	L/R				18	L:800/A:27/D:27
		MT/AT			23115	Boot Kit			ws	gs		L:94/Ø1=22/Ø2=51
2.2 (85 kW)	05.81 - 10.84	MT/AT			21607	Driveshaft	L/R				18	L:800/A:27/D:27
2.2 GTI (90/96 kW)	08.83 - 12.93	MT/AT		Ch.-No. - 1965000	21607	Driveshaft	L/R				18	L:800/A:27/D:27
		MT/AT		Ch.-No. 1965001 -	21630	Driveshaft	L/R				14	L:800/A:27/D:27
		MT/AT		Ch.-No. 1965001 -	23115	Boot Kit			ws	gs		L:94/Ø1=22/Ø2=51
2.2 Turbo Injection (110 kW)	01.86 - 12.87	MT/AT			21630	Driveshaft	L/R				18	L:800/A:27/D:27
		MT/AT			23115	Boot Kit			ws	gs		L:94/Ø1=22/Ø2=51
2.2 Turbo Injection (114 kW)	03.84 - 10.88	MT/AT		Ch.-No. - 1965000	21607	Driveshaft	L/R				18	L:800/A:27/D:27
		MT/AT		Ch.-No. 1965001 -	21630	Driveshaft	L/R				18	L:800/A:27/D:27
		MT/AT		Ch.-No. 1965001 -	23115	Boot Kit			ws	gs		L:94/Ø1=22/Ø2=51
2.2 Turbo Injection (128 kW)	06.87 - 12.88	MT/AT			21630	Driveshaft	L/R				18	L:800/A:27/D:27
		MT/AT			23115	Boot Kit			ws	gs		L:94/Ø1=22/Ø2=51
2.3 Turbo Diesel (59 kW)	09.80 - 06.86	MT/AT		Ch.-No. - 1965000	21607	Driveshaft	L/R				18	L:800/A:27/D:27
		MT/AT		Ch.-No. 1965001 -	21630	Driveshaft	L/R				18	L:800/A:27/D:27
		MT/AT		Ch.-No. 1965001 -	23115	Boot Kit			ws	gs		L:94/Ø1=22/Ø2=51
2.5 Diesel (51/55 kW)	06.81 - 12.93	MT/AT		Ch.-No. - 1965000	21607	Driveshaft	L/R				18	L:800/A:27/D:27
		MT/AT		Ch.-No. 1965001 -	21630	Driveshaft	L/R				18	L:800/A:27/D:27
		MT/AT		Ch.-No. 1965001 -	23115	Boot Kit			ws	gs		L:94/Ø1=22/Ø2=51
2.5 Turbo Diesel (66/70 kW)	10.83 - 12.93	MT/AT		Ch.-No. - 1965000	21607	Driveshaft	L/R				18	L:800/A:27/D:27
		MT/AT		Ch.-No. 1965001 -	21630	Driveshaft	L/R				18	L:800/A:27/D:27
		MT/AT		Ch.-No. 1965001 -	23115	Boot Kit			ws	gs		L:94/Ø1=22/Ø2=51
2.5 Turbo Diesel (77 kW)	10.86 - 12.93	MT/AT			21630	Driveshaft	L/R				18	L:800/A:27/D:27
		MT/AT			23115	Boot Kit			ws	gs		L:94/Ø1=22/Ø2=51
2.8 GTI V6 (105 kW)	06.86 - 12.93	MT/AT			21630	Driveshaft	L/R				18	L:800/A:27/D:27
		MT/AT			23115	Boot Kit			ws	gs		L:94/Ø1=22/Ø2=51
Dangel	03.75 - 12.93	MT/AT			23089	Boot Kit			ws			L:124/Ø1=23/Ø2=83
		MT/AT			23090	Boot Kit				gs		L:115/Ø1=24/Ø2=74
505 BREAK												
2.0 (60/72 kW)	04.82 - 11.87	MT/AT		Ch.-No. - 1965000	21607	Driveshaft	L/R				18	L:800/A:27/D:27
		MT/AT		Ch.-No. 1965001 -	21630	Driveshaft	L/R				18	L:800/A:27/D:27
		MT/AT		Ch.-No. 1965001 -	23115	Boot Kit			ws	gs		L:94/Ø1=22/Ø2=51
2.0 (69 kW)	08.83 - 12.85	MT/AT			21607	Driveshaft	L/R				18	L:800/A:27/D:27
2.2 (84 kW)	01.86 - 12.93	MT/AT			21630	Driveshaft	L/R				18	L:800/A:27/D:27
		MT/AT			23115	Boot Kit			ws	gs		L:94/Ø1=22/Ø2=51
2.2 GTI (90 kW)	09.85 - 12.86	MT/AT		Ch.-No. - 1965000	21607	Driveshaft	L/R				18	L:800/A:27/D:27



		MT/AT		Ch.-No. 1965001 -	<b>21630</b>	Driveshaft	L/R				18	L:800/A:27/D:27
		MT/AT		Ch.-No. 1965001 -	<b>23115</b>	Boot Kit			ws	gs		L:94/Ø1=22/Ø2=51
2.3 Diesel (59 kW)	04.82 - 06.86	MT/AT		Ch.-No. - 1965000	<b>21607</b>	Driveshaft	L/R				18	L:800/A:27/D:27
2.5 Diesel (51 kW)	01.86 - 12.93	MT/AT			<b>21630</b>	Driveshaft	L/R				18	L:800/A:27/D:27
		MT/AT			<b>23115</b>	Boot Kit			ws	gs		L:94/Ø1=22/Ø2=51
2.5 Diesel (55 kW)	08.83 - 12.93	MT/AT		Ch.-No. - 1965000	<b>21607</b>	Driveshaft	L/R				18	L:800/A:27/D:27
		MT/AT		Ch.-No. 1965001 -	<b>21630</b>	Driveshaft	L/R				18	L:800/A:27/D:27
		MT/AT		Ch.-No. 1965001 -	<b>23115</b>	Boot Kit			ws	gs		L:94/Ø1=22/Ø2=51
2.5 Turbo Diesel (66 kW)	10.85 - 11.87	MT/AT		Ch.-No. - 1965000	<b>21607</b>	Driveshaft	L/R				18	L:800/A:27/D:27
		MT/AT		Ch.-No. 1965001 -	<b>21630</b>	Driveshaft	L/R				18	L:800/A:27/D:27
		MT/AT		Ch.-No. 1965001 -	<b>23115</b>	Boot Kit			ws	gs		L:94/Ø1=22/Ø2=51
2.5 Turbo Diesel (77 kW)	10.86 - 12.93	MT/AT			<b>21630</b>	Driveshaft	L/R				18	L:800/A:27/D:27
		MT/AT			<b>23115</b>	Boot Kit			ws	gs		L:94/Ø1=22/Ø2=51
<b>604</b>												
2.7 SL (100 kW)	08.77 - 05.83	MT/AT			<b>23002</b>	Boot Kit			ws			L:202/Ø1=21/with cap
		MT/AT			<b>23003</b>	Boot Kit				gs		L:184/Ø1=21/with cap
2.7 TI,STI (106 kW)	08.77 - 05.83	MT/AT			<b>23002</b>	Boot Kit			ws			L:202/Ø1=21/with cap
		MT/AT			<b>23003</b>	Boot Kit				gs		L:184/Ø1=21/with cap
<b>605</b>												
2.0 (84 kW)	06.89 - 09.99	MT/AT			<b>20657</b>	Driveshaft	L				6	L:680/A:28/D:24
		MT/AT			<b>20658</b>	Driveshaft	R				9	L:940/A:28/D:24
2.0 (79/89 kW)	06.89 - 09.99	MT/AT			<b>20657</b>	Driveshaft	L				6	L:680/A:28/D:24
		MT/AT			<b>20658</b>	Driveshaft	R				9	L:940/A:28/D:24
		MT			<b>21580</b>	Joint Kit			ws			A:28/F:23/O:58
		MT	x	ABS (Bosch)	<b>21582</b>	Joint Kit			ws			A:28/F:23/O:58/ABS:29
		MT	x	ABS (Bendix)	<b>21581</b>	Joint Kit			ws			A:28/F:23/O:58/ABS:48
		MT			<b>26216</b>	Boot Kit			ws			L:103/Ø1=24/Ø2=88
2.0 16V (97 kW)	07.94 - 09.99	MT/AT			<b>20657</b>	Driveshaft	L				6	L:680/A:28/D:24
		MT/AT			<b>20658</b>	Driveshaft	R				9	L:940/A:28/D:24
2.0 Turbo (104 kW)	07.92 - 09.99	MT/AT			<b>20657</b>	Driveshaft	L				6	L:680/A:28/D:24
		MT/AT			<b>20658</b>	Driveshaft	R				9	L:940/A:28/D:24
2.1 D (60 kW)	06.89 - 07.95	MT/AT			<b>20657</b>	Driveshaft	L				6	L:680/A:28/D:24
		MT/AT			<b>20658</b>	Driveshaft	R				9	L:940/A:28/D:24
2.1 TD (80 kW)	06.89 - 09.99	MT/AT			<b>23331</b>	Driveshaft	L					L:695/A:28/D:37
		MT/AT	x	ABS (Bendix)	<b>20687</b>	Driveshaft	L					L:695/A:28/D:37/ABS:48
		MT/AT			<b>23332</b>	Driveshaft	R					L:960/A:28/D:37
		MT/AT	x	ABS (Bendix)	<b>20688</b>	Driveshaft	R					L:960/A:28/D:37/ABS:48
2.1 TD 12V (80 kW)	08.94 - 09.99	MT/AT			<b>23331</b>	Driveshaft	L					L:695/A:28/D:37
		MT/AT	x	ABS (Bendix)	<b>20687</b>	Driveshaft	L					L:695/A:28/D:37/ABS:48
2.1 TD 12V (80 kW)	08.94 - 09.99	MT/AT			<b>23332</b>	Driveshaft	R					L:960/A:28/D:37
		MT/AT	x	ABS (Bendix)	<b>20688</b>	Driveshaft	R					L:960/A:28/D:37/ABS:48
3.0 (123 kW)	10.89 - 09.99	MT/AT			<b>23331</b>	Driveshaft	L					L:695/A:28/D:37
		MT/AT	x	ABS (Bendix)	<b>20687</b>	Driveshaft	L					L:695/A:28/D:37/ABS:48
		MT/AT			<b>23332</b>	Driveshaft	R					L:960/A:28/D:37
		MT/AT	x	ABS (Bendix)	<b>20688</b>	Driveshaft	R					L:960/A:28/D:37/ABS:48
3.0 V6 (140 kW)	04.97 - 09.99	MT/AT			<b>23331</b>	Driveshaft	L					L:695/A:28/D:37
		MT/AT	x	ABS (Bendix)	<b>20687</b>	Driveshaft	L					L:695/A:28/D:37/ABS:48
		MT/AT			<b>23332</b>	Driveshaft	R					L:960/A:28/D:37
		MT/AT	x	ABS (Bendix)	<b>20688</b>	Driveshaft	R					L:960/A:28/D:37/ABS:48
3.0 SV 24 (147 kW)	08.89 - 09.99	MT/AT			<b>23331</b>	Driveshaft	L					L:695/A:28/D:37

		Transm.	with ABS Ring		Part-No.	Description	L	F	Wheel Side	Gear Box Side	Pic. No.	Technical Specification  Further details on page I
		MT Manual AT Autom.					Left R Right	Front R Rear				

( PEUGEOT )

( PEUGEOT )

605												
3.0 SV 24 (147 kW)	08.89 - 09.99	MT/AT	x	ABS (Bendix)	20687	Driveshaft	L					L:695/A:28/D:37/ABS:48
		MT/AT			23332	Driveshaft	R					L:960/A:28/D:37
		MT/AT	x	ABS (Bendix)	20688	Driveshaft	R					L:960/A:28/D:37/ABS:48
806												
1.8 (73 kW)	07.95 - 08.02	MT		gear BE3	20952	Driveshaft	L				6	L:650/A:27/D:24
		MT	x	gear BE3	20954	Driveshaft	L				6	L:650/A:27/D:24/ABS:48
		MT		gear BE3	20953	Driveshaft	R				9	L:940/A:27/D:24
		MT	x	gear BE3	20955	Driveshaft	R				9	L:940/A:27/D:24/ABS:48
		MT	x		24526	Joint Kit			ws		27	A:27/F:34/O.58/X/ABS:48
		MT		TPE boot	24540	Boot Kit			ws			L:112/Ø1=25.5/Ø2=84.5
		MT			23049	Boot Kit				gs		L:172/Ø1=19/Ø2=78/with cap
		MT		for tripod joint	24552	Boot Kit				gs		L:96/Ø1=25.5/Ø2=70
2.0 (89 kW)	06.94 - 08.02	MT		gear BE3	20952	Driveshaft	L				6	L:650/A:27/D:24
		MT	x	gear BE3	20954	Driveshaft	L				6	L:650/A:27/D:24/ABS:48
		MT		gear BE3	20953	Driveshaft	R				9	L:940/A:27/D:24
		MT	x	gear BE3	20955	Driveshaft	R				9	L:940/A:27/D:24/ABS:48
		MT	x		24526	Joint Kit			ws		27	A:27/F:34/O.58/X/ABS:48
		MT		TPE boot	24540	Boot Kit			ws			L:112/Ø1=25.5/Ø2=84.5
		MT			23049	Boot Kit				gs		L:172/Ø1=19/Ø2=78/with cap
MT		for tripod joint	24552	Boot Kit				gs		L:96/Ø1=25.5/Ø2=70		
2.0 16V (97 kW)	05.98 - 08.02	MT	x		24526	Joint Kit			ws		27	A:27/F:34/O.58/X/ABS:48
		MT		TPE boot	24540	Boot Kit			ws			L:112/Ø1=25.5/Ø2=84.5
		MT		for tripod joint	24552	Boot Kit				gs		L:96/Ø1=25.5/Ø2=70
2.0 16V (100 kW)	05.98 - 08.02	MT	x		24526	Joint Kit			ws		27	A:27/F:34/O.58/X/ABS:48
		MT		TPE boot	24540	Boot Kit			ws			L:112/Ø1=25.5/Ø2=84.5
		MT		for tripod joint	24552	Boot Kit				gs		L:96/Ø1=25.5/Ø2=70
2.0 Turbo (108 kW)	06.94 - 08.02	MT		gear ME5/ML	20956	Driveshaft	L				6	L:650/A:27/D:37
		MT	x	gear ME5/ML	20958	Driveshaft	L				6	L:650/A:27/D:37/ABS:48
		MT		gear ME5/ML	20957	Driveshaft	R				9	L:940/A:27/D:37
		MT	x	gear ME5/ML	20959	Driveshaft	R				9	L:940/A:27/D:37/ABS:48
		MT	x		24543	Joint Kit			ws		27	A:27/F:39/DF:28.6/O.58/X/ABS:48
		MT			21168	Boot Kit			ws			L:83/Ø1=29/Ø2=95
		MT		TPE boot	24544	Boot Kit			ws			L:113/Ø1=29.3/Ø2=92
MT			21169	Boot Kit				gs		L:93/Ø1=28/Ø2=72		
1.9 TD (66/68 kW)	07.95 - 08.02	MT		gear ME5/ML	20956	Driveshaft	L				6	L:650/A:27/D:37
		MT	x	gear ME5/ML	20958	Driveshaft	L				6	L:650/A:27/D:37/ABS:48
		MT		gear ME5/ML	20957	Driveshaft	R				9	L:940/A:27/D:37
		MT	x	gear ME5/ML	20959	Driveshaft	R				9	L:940/A:27/D:37/ABS:48
		MT	x		24543	Joint Kit			ws		27	A:27/F:39/DF:28.6/O.58/X/ABS:48
		MT		TPE boot	21168	Boot Kit			ws			L:83/Ø1=29/Ø2=95
MT			24544	Boot Kit			ws			L:113/Ø1=29.3/Ø2=92		

		MT			21169	Boot Kit				gs		L:93/Ø1=28/Ø2=72
2.0 HDI (80 kW)	08.99 - 08.02	MT			20956	Driveshaft	L				6	L:650/A:27/D:37
		MT	x		20958	Driveshaft	L				6	L:650/A:27/D:37/ABS:48
		MT			20957	Driveshaft	R				9	L:940/A:27/D:37
		MT	x		20959	Driveshaft	R				9	L:940/A:27/D:37/ABS:48
		MT	x		24545	Joint Kit			ws		27	A:27/F:39/DF:28.6/O:58/X/ABS:48
		MT			21168	Boot Kit			ws			L:83/Ø1=29/Ø2=95
		MT		TPE boot	24546	Boot Kit			ws			L:112/Ø1=29/Ø2=97
		MT			21169	Boot Kit				gs		L:93/Ø1=28/Ø2=72
2.1 td 12V (80 kW)	06.96 - 08.99	MT/AT		gear ME5/ML	20956	Driveshaft	L				6	L:650/A:27/D:37
		MT/AT	x	gear ME5/ML	20958	Driveshaft	L				6	L:650/A:27/D:37/ABS:48
		MT/AT		gear ME5/ML	20957	Driveshaft	R				9	L:940/A:27/D:37
		MT/AT	x	gear ME5/ML	20959	Driveshaft	R				9	L:940/A:27/D:37/ABS:48
		MT/AT	x		24543	Joint Kit			ws		27	A:27/F:39/DF:28.6/O:58/X/ABS:48
		MT/AT		TPE boot	24544	Boot Kit			ws			L:113/Ø1=29.3/Ø2=92
<b>807</b>												
2.2 (116 kW)	06.02 -	MT/AT		TPE boot	24546	Boot Kit			ws			L:112/Ø1=29/Ø2=97
3.0 V6 (150 kW)	06.02 -	MT/AT		TPE boot	24546	Boot Kit			ws			L:112/Ø1=29/Ø2=97
2.0 HDI (79 kW)	06.02 -	MT/AT		TPE boot	24546	Boot Kit			ws			L:112/Ø1=29/Ø2=97
2.2 HDI (94 kW)	06.02 -	MT/AT		TPE boot	24546	Boot Kit			ws			L:112/Ø1=29/Ø2=97
<b>1007</b>												
1.4 (55 kW)	04.05 -	MT		gear MA70	24250	Driveshaft	L				6	L:670/A:21/D:22
		MT		gear MA70	24251	Driveshaft	R				6	L:870/A:21/D:22
1.6 16V (80 kW)	04.05 -	MT		gear MA77	24252	Driveshaft	L				6	L:670/A:21/D:22
		MT		gear MA77	24253	Driveshaft	R				6	L:870/A:21/D:22
1.4 HDi (50 kW)	04.05 -	MT		gear MA70, Org.-No. - 10744	24254	Driveshaft	L				6	L:670/A:21/D:22
		MT		gear MA77, Org.-No. 10745 -	24256	Driveshaft	L				6	L:660/A:21/D:22
		MT		gear MA70, Org.-No. - 10744	24255	Driveshaft	R				6	L:870/A:21/D:22
		MT		gear MA77, Org.-No. 10745 -	24257	Driveshaft	R				6	L:870/A:21/D:22
1.6 HDi (80 kW)	06.07 -	MT		gear BE77	24457	Driveshaft	L				6	L:636/A:21/D:24
		MT		gear BE77	24458	Driveshaft	R				9	L:916/A:21/D:24
<b>3008</b>												
1.6 VTi (88 kW)	06.09 -	MT		gear BE4R	24668	Driveshaft	L				6	L:645/A:25/D:24
		MT		gear BE4R	24669	Driveshaft	R				9	L:927/A:25/D:24/O:40/with bearing
		MT		gear BE4R, type 8NN47	24771	Driveshaft	R				9	L:950/A:25/D:24/O:30/with bearing
1.6 THP (110 kW)	06.09 -	MT		gear MC, type 8NN48	24769	Driveshaft	L				6	L:640/A:25/D:24
		MT		type 8NN49	24772	Driveshaft	R				9	L:960/A:25/D:24/with bearing
1.6 THP (115 kW)	06.09 -	MT		gear MC, type 8NN48	24769	Driveshaft	L				6	L:640/A:25/D:24
		MT		type 8NN49	24772	Driveshaft	R				9	L:960/A:25/D:24/with bearing
1.6 HDi (80 kW)	06.09 -	MT		gear MC, type 8NN48	24769	Driveshaft	L				6	L:640/A:25/D:24
		MT		type 8NN49	24772	Driveshaft	R				9	L:960/A:25/D:24/with bearing
2.0 HDi (110 kW)	06.09 -	MT		gear MC, type 8NN48	24769	Driveshaft	L				6	L:640/A:25/D:24
		MT		type 8NN49	24772	Driveshaft	R				9	L:960/A:25/D:24/with bearing
<b>5008</b>												
1.6 16V (88 kW)	09.09 -	MT		gear BE4R	24668	Driveshaft	L				6	L:645/A:25/D:24
		MT		gear BE4R	24669	Driveshaft	R				9	L:927/A:25/D:24/O:40/with bearing
1.6 16V (115 kW)	09.09 -	MT		gear MC, type 8NN48	24769	Driveshaft	L				6	L:640/A:25/D:24
		MT		type 8NN49	24772	Driveshaft	R				9	L:960/A:25/D:24/with bearing
1.6 HDi (80 kW)	09.09 -	MT		gear MC, type 8NN48	24769	Driveshaft	L				6	L:640/A:25/D:24

		Transm.	with ABS Ring		Part-No.	Description	L	F	Wheel Side	Gear Box Side	Pic. No.	Technical Specification  Further details on page I
		MT Manual AT Autom.					Left R	Front R				

( PEUGEOT )

( PEUGEOT )

5008												
1.6 HDi (80 kW)	09.09 -	MT		type 8NN49	24772	Driveshaft	R				9	L:960/A:25/D:24/with bearing
BOXER (230)												
all types	03.94 - 04.02	MT		gear ME5/ML, load capacity: 1000/1400 kg	20940	Driveshaft	L					A:28/D:37
		MT		gear MG, load capacity: 1000/1400 kg	20944	Driveshaft	L					A:28/D:41
		MT	x	gear ME5/ML, load capacity: 1000/1400 kg	20942	Driveshaft	L				6	A:28/D:37/ABS:54
		MT	x	gear MG, load capacity: 1000/1400 kg	20946	Driveshaft	L					A:28/D:41/ABS:54
		MT		gear MG, load capacity: 1800 kg	20948	Driveshaft	L					L:785/A:35/D:41
		MT	x	gear MG, load capacity: 1800 kg	20950	Driveshaft	L					A:35/D:41/ABS:54
		MT		gear ME5/ML, load capacity: 1000/1400 kg	20941	Driveshaft	R					A:28/D:37
		MT		gear MG, load capacity: 1000/1400 kg	20945	Driveshaft	R					A:28/D:41
		MT	x	gear ME5/ML, load capacity: 1000/1400 kg	20943	Driveshaft	R					A:28/D:37/ABS:54
		MT	x	gear MG, load capacity: 1000/1400 kg	20947	Driveshaft	R				9	A:28/D:41/ABS:54
		MT		gear MG, load capacity: 1800 kg	20949	Driveshaft	R					A:35/D:41
		MT	x	gear MG, load capacity: 1800 kg	20951	Driveshaft	R					A:35/D:41/ABS:54
		MT		load capacity: 1000/1400 kg	20987	Joint Kit			ws		27	A:28/F:39/DF:28.7/O:63/X
		MT		load capacity: 1800 kg	20634	Joint Kit			ws		27	A:35/F:45/O:70/X
		MT	x	load capacity: 1000/1400 kg	20986	Joint Kit			ws		27	A:28/F:39/DF:28.7/O:63/X/ABS:54
		MT	x	load capacity: 1800 kg	20633	Joint Kit			ws		27	A:35/F:45/O:70/X/ABS:54
		MT		load capacity: 1000/1400 kg	26167	Boot Kit			ws			L:152/Ø1=25/Ø2=98
		MT		load capacity: 1800 kg	20635	Boot Kit			ws			L:90/Ø1=33/Ø2=110
		MT		load capacity: 1000/1400 kg	21169	Boot Kit				gs		L:93/Ø1=28/Ø2=72
		MT		load capacity: 1800 kg	23204	Boot Kit				gs		L:98/Ø1=32/Ø2=87
all types 4x4	07.96 - 04.02	MT		gear ME5/ML, load capacity: 1000/1400 kg	20940	Driveshaft	L	F				A:28/D:37
		MT		gear MG, load capacity: 1000/1400 kg	20944	Driveshaft	L	F				A:28/D:41
		MT	x	gear ME5/ML, load capacity: 1000/1400 kg	20942	Driveshaft	L	F			6	A:28/D:37/ABS:54
		MT	x	gear MG, load capacity: 1000/1400 kg	20946	Driveshaft	L	F				A:28/D:41/ABS:54
		MT		gear MG, load capacity: 1800 kg	20948	Driveshaft	L	F				L:785/A:35/D:41
		MT	x	gear MG, load capacity: 1800 kg	20950	Driveshaft	L	F				A:35/D:41/ABS:54
		MT		gear ME5/ML, load capacity: 1000/1400 kg	20941	Driveshaft	R	F				A:28/D:37
		MT		gear MG, load capacity: 1000/1400 kg	20945	Driveshaft	R	F				A:28/D:41
		MT	x	gear ME5/ML, load capacity: 1000/1400 kg	20943	Driveshaft	R	F				A:28/D:37/ABS:54
		MT	x	gear MG, load capacity: 1000/1400 kg	20947	Driveshaft	R	F			9	A:28/D:41/ABS:54
		MT		gear MG, load capacity: 1800 kg	20949	Driveshaft	R	F				A:35/D:41
		MT	x	gear MG, load capacity: 1800 kg	20951	Driveshaft	R	F				A:35/D:41/ABS:54
		MT		load capacity: 1000/1400 kg	20987	Joint Kit		F	ws		27	A:28/F:39/DF:28.7/O:63/X
		MT		load capacity: 1800 kg	20634	Joint Kit		F	ws		27	A:35/F:45/O:70/X
		MT	x	load capacity: 1000/1400 kg	20986	Joint Kit		F	ws		27	A:28/F:39/DF:28.7/O:63/X/ABS:54
		MT	x	load capacity: 1800 kg	20633	Joint Kit		F	ws		27	A:35/F:45/O:70/X/ABS:54
		MT		load capacity: 1000/1400 kg	26167	Boot Kit		F	ws			L:152/Ø1=25/Ø2=98
		MT		load capacity: 1800 kg	20635	Boot Kit		F	ws			L:90/Ø1=33/Ø2=110
		MT		load capacity: 1000/1400 kg	21169	Boot Kit		F		gs		L:93/Ø1=28/Ø2=72

		MT		load capacity: 1800 kg	23204	Boot Kit		F		gs		L:98/Ø1=32/Ø2=87	
<b>BOXER (244)</b>													
2.0 (81 kW)	04.02 -	MT	x	load capacity: 1000/1400 kg	20986	Joint Kit			ws		27	A:28/F:39/DF:28.7/0:63/X/ABS:54	
		MT	x	load capacity: 1800 kg	20633	Joint Kit			ws		27	A:35/F:45/0:70/X/ABS:54	
		MT		load capacity: 1000/1400 kg	26167	Boot Kit			ws			L:152/Ø1=25/Ø2=98	
		MT		load capacity: 1800 kg	20635	Boot Kit			ws			L:90/Ø1=33/Ø2=110	
2.0 HDi (62 kW)	04.02 -	MT	x	load capacity: 1000/1400 kg	20986	Joint Kit			ws		27	A:28/F:39/DF:28.7/0:63/X/ABS:54	
		MT		load capacity: 1000/1400 kg	26167	Boot Kit			ws			L:152/Ø1=25/Ø2=98	
2.2 HDi (74 kW)	04.02 -	MT	x	load capacity: 1000/1400 kg	20986	Joint Kit			ws		27	A:28/F:39/DF:28.7/0:63/X/ABS:54	
		MT	x	load capacity: 1800 kg	20633	Joint Kit			ws		27	A:35/F:45/0:70/X/ABS:54	
		MT		load capacity: 1000/1400 kg	26167	Boot Kit			ws			L:152/Ø1=25/Ø2=98	
		MT		load capacity: 1800 kg	20635	Boot Kit			ws			L:90/Ø1=33/Ø2=110	
2.8 HDi (94 kW)	04.02 -	MT	x	load capacity: 1000/1400 kg	20986	Joint Kit			ws		27	A:28/F:39/DF:28.7/0:63/X/ABS:54	
		MT	x	load capacity: 1800 kg	20633	Joint Kit			ws		27	A:35/F:45/0:70/X/ABS:54	
		MT		load capacity: 1000/1400 kg	26167	Boot Kit			ws			L:152/Ø1=25/Ø2=98	
		MT		load capacity: 1800 kg	20635	Boot Kit			ws			L:90/Ø1=33/Ø2=110	
2.8 HDi 4x4 (94 kW)	04.02 -	MT	x	load capacity: 1000/1400 kg	20986	Joint Kit		F	ws		27	A:28/F:39/DF:28.7/0:63/X/ABS:54	
		MT		load capacity: 1000/1400 kg	26167	Boot Kit		F	ws			L:152/Ø1=25/Ø2=98	
<b>BOXER</b>													
2.2 HDi 100 (74 kW)	04.06 -	MT5/MT6		gear MLGU	24282	Joint Kit			ws		27	A:35/F:29/0.71.6/Z/Ø Joint:106	
		MT5/MT6		gear MLGU	24285	Joint Kit			ws		27	A:35/F:27/0:71.6/Ø Joint:98	
		MT5/MT6		gear MLGU, without bearing	24287	Joint Kit	L			gs		31	A:41/G:29/Ø Joint:97/Ø Tripodroller:42.1
		MT5/MT6		gear MLGU, without bearing	24290	Joint Kit	L			gs		31	A:41/G:27/Ø Joint:89/Ø Tripodroller:43.7
		MT5/MT6		gear MLGU, with bearing	24289	Joint Kit	R			gs		31	A:41/G:29/Ø Joint:97/Ø Tripodroller:42.1
		MT5/MT6		gear MLGU, with bearing	24292	Joint Kit	R			gs		31	A:41/G:27/Ø Joint:89/Ø Tripodroller:43.7
		MT5/MT6		gear MLGU, TPE boot	24286	Boot Kit			ws				L:141/Ø1=28.5/Ø2=97.6
		MT5/MT6		gear MLGU, TPE boot	24283	Boot Kit			ws				L:136.25/Ø1=31.5/Ø2=105.2
		MT5/MT6		gear MLGU	24288	Boot Kit				gs			L:96.15/Ø1=28.6/Ø2=102
		MT5/MT6		gear MLGU	24291	Boot Kit				gs			L:96.2/Ø1=27.55/Ø2=95.5
2.2 HDi 120 (88 kW)	04.06 -	MT5/MT6		gear MLGU	24282	Joint Kit			ws		27	A:35/F:29/0.71.6/Z/Ø Joint:106	
		MT5/MT6		gear MLGU	24285	Joint Kit			ws		27	A:35/F:27/0:71.6/Ø Joint:98	
		MT5/MT6		gear MLGU, without bearing	24287	Joint Kit	L			gs		31	A:41/G:29/Ø Joint:97/Ø Tripodroller:42.1
		MT5/MT6		gear MLGU, without bearing	24290	Joint Kit	L			gs		31	A:41/G:27/Ø Joint:89/Ø Tripodroller:43.7
		MT5/MT6		gear MLGU, with bearing	24289	Joint Kit	R			gs		31	A:41/G:29/Ø Joint:97/Ø Tripodroller:42.1
		MT5/MT6		gear MLGU, with bearing	24292	Joint Kit	R			gs		31	A:41/G:27/Ø Joint:89/Ø Tripodroller:43.7
		MT5/MT6		gear MLGU, TPE boot	24286	Boot Kit			ws				L:141/Ø1=28.5/Ø2=97.6
		MT5/MT6		gear MLGU, TPE boot	24283	Boot Kit			ws				L:136.25/Ø1=31.5/Ø2=105.2
		MT5/MT6		gear MLGU	24288	Boot Kit				gs			L:96.15/Ø1=28.6/Ø2=102
		MT5/MT6		gear MLGU	24291	Boot Kit				gs			L:96.2/Ø1=27.55/Ø2=95.5
3.0 HDi 160 (115 kW)	04.06 -	MT6		gear M40 CV6	24284	Joint Kit			ws		27	A:35/F:29/0:71.6/X/Ø Joint:106	
		MT6		gear M40 CV6, without bearing	24293	Joint Kit	L			gs		31	A:31/G:29/Ø Joint:97/Ø Tripodroller:42.1
		MT6		gear M40 CV6, with bearing	24294	Joint Kit	R			gs		31	A:31/G:29/Ø Joint:97/Ø Tripodroller:42.1
		MT6		gear M40 CV6, TPE	24283	Boot Kit			ws				L:136.25/Ø1=31.5/Ø2=105.2
		MT6		gear M40 CV6	24288	Boot Kit				gs			L:96.15/Ø1=28.6/Ø2=102
<b>EXPERT (224,222,223)</b>													
1.6 (58 kW)	02.96 -	MT		gear BE3	20952	Driveshaft	L				6	L:650/A:27/D:24	
		MT	x	gear BE3	20954	Driveshaft	L				6	L:650/A:27/D:24/ABS:48	
		MT		gear BE3	20953	Driveshaft	R				9	L:940/A:27/D:24	
		MT	x	gear BE3	20955	Driveshaft	R				9	L:940/A:27/D:24/ABS:48	
		MT	x		24526	Joint Kit			ws		27	A:27/F:34/0.58/X/ABS:48	

		Transm.	with ABS Ring		Part-No.	Description	L	F	Wheel Side	Gear Box Side	Pic. No.	Technical Specification  Further details on page I
		MT Manual AT Autom.					Left R Right	Front R Rear				

( PEUGEOT )

( PEUGEOT )

EXPERT (224,222,223)												
1.6 (58 kW)	02.96 -	MT		TPE boot	24540	Boot Kit			ws			L:112/Ø1=25.5/Ø2=84.5
		MT			23049	Boot Kit				gs		L:172/Ø1=19/Ø2=78/with cap
		MT		for tripod joint	24552	Boot Kit				gs		L:96/Ø1=25.5/Ø2=70
2.0 (100 kW)	07.00 -	MT	x	TPE boot	24526	Joint Kit			ws		27	A:27/F:34/O:58/X/ABS:48
		MT		for tripod joint	24540	Boot Kit			ws			L:112/Ø1=25.5/Ø2=84.5
		MT			24552	Boot Kit				gs		L:96/Ø1=25.5/Ø2=70
1.9 D (51 kW)	02.96 -	MT		gear BE3	20952	Driveshaft	L				6	L:650/A:27/D:24
		MT	x	gear BE3	20954	Driveshaft	L				6	L:650/A:27/D:24/ABS:48
		MT		gear BE3	20953	Driveshaft	R				9	L:940/A:27/D:24
		MT	x	gear BE3	20955	Driveshaft	R				9	L:940/A:27/D:24/ABS:48
		MT	x		24526	Joint Kit			ws		27	A:27/F:34/O:58/X/ABS:48
		MT		TPE boot	24540	Boot Kit			ws			L:112/Ø1=25.5/Ø2=84.5
		MT			23049	Boot Kit				gs		L:172/Ø1=19/Ø2=78/with cap
1.9 TD (66/68 kW)	02.96 -	MT		for tripod joint	24552	Boot Kit				gs		L:96/Ø1=25.5/Ø2=70
		MT		gear ME5/ML	20956	Driveshaft	L				6	L:650/A:27/D:37
		MT	x	gear ME5/ML	20958	Driveshaft	L				6	L:650/A:27/D:37/ABS:48
		MT		gear ME5/ML	20957	Driveshaft	R				9	L:940/A:27/D:37
		MT	x	gear ME5/ML	20959	Driveshaft	R				9	L:940/A:27/D:37/ABS:48
		MT	x		24543	Joint Kit			ws		27	A:27/F:39/DF:28.6/O:58/X/ABS:48
		MT			21168	Boot Kit			ws			L:83/Ø1=29/Ø2=95
2.0 HDI (69 kW)	07.00 -	MT		TPE boot	24544	Boot Kit			ws			L:113/Ø1=29.3/Ø2=92
		MT			21169	Boot Kit				gs		L:93/Ø1=28/Ø2=72
		MT		gear ML5E	20956	Driveshaft	L				6	L:650/A:27/D:37
		MT	x	gear ML5E	20958	Driveshaft	L				6	L:650/A:27/D:37/ABS:48
		MT		gear ML5E	20957	Driveshaft	R				9	L:940/A:27/D:37
		MT	x	gear ML5E	20959	Driveshaft	R				9	L:940/A:27/D:37/ABS:48
		MT	x		24545	Joint Kit			ws		27	A:27/F:39/DF:28.6/O:58/X/ABS:48
2.0 HDI (80 kW)	07.00 -	MT			21168	Boot Kit			ws			L:83/Ø1=29/Ø2=95
		MT		TPE boot	24546	Boot Kit			ws			L:112/Ø1=29/Ø2=97
		MT			21169	Boot Kit				gs		L:93/Ø1=28/Ø2=72
		MT	x		24545	Joint Kit			ws		27	A:27/F:39/DF:28.6/O:58/X/ABS:48
		MT		TPE boot	24546	Boot Kit			ws			L:112/Ø1=29/Ø2=97
		MT			24546	Boot Kit				gs		L:93/Ø1=28/Ø2=72
		MT			21169	Boot Kit				gs		L:93/Ø1=28/Ø2=72
<b>J5 (280)</b>												
1.8 gasoline	11.81 - 09.90	MT/AT			21648	Driveshaft	L				6	L:710/A:28/D:25
		MT/AT		with intermediate bearing	21647	Driveshaft	R				9	L:1071/A:28/D:25
		MT/AT			21257	Joint Kit			ws		27	A:28/F:27
		MT/AT			26167	Boot Kit			ws			L:152/Ø1=25/Ø2=98
1.8 (51 kW)	01.83 - 09.90	MT/AT			21648	Driveshaft	L				6	L:710/A:28/D:25
		MT/AT		with intermediate bearing	21647	Driveshaft	R				9	L:1071/A:28/D:25
		MT/AT			21257	Joint Kit			ws		27	A:28/F:27
		MT/AT			26167	Boot Kit			ws			L:152/Ø1=25/Ø2=98

1.9 D	01.83 - 09.90	MT/AT		engine D9B / XU9D	<b>21648</b>	Driveshaft	L				6	L:710/A:28/D:25
		MT/AT		engine D9B / XU9D	<b>21257</b>	Joint Kit			ws		27	A:28/F:27
		MT/AT		engine D9B / XU9D	<b>26167</b>	Boot Kit			ws			L:152/Ø1=25/Ø2=98
2.0 (55/58 kW)	09.81 - 09.90	MT/AT			<b>21648</b>	Driveshaft	L				6	L:710/A:28/D:25
		MT/AT		with intermediate bearing	<b>21647</b>	Driveshaft	R				9	L:1071/A:28/D:25
		MT/AT			<b>21257</b>	Joint Kit			ws		27	A:28/F:27
		MT/AT			<b>26167</b>	Boot Kit			ws			L:152/Ø1=25/Ø2=98
2.5 D (54 kW)	09.81 - 09.90	MT/AT			<b>21648</b>	Driveshaft	L				6	L:710/A:28/D:25
		MT/AT		with intermediate bearing	<b>21647</b>	Driveshaft	R				9	L:1071/A:28/D:25
		MT/AT			<b>21257</b>	Joint Kit			ws		27	A:28/F:27
		MT/AT			<b>26167</b>	Boot Kit			ws			L:152/Ø1=25/Ø2=98
<b>J5 (290)</b>												
1.9 D (51 kW)	10.90 - 03.94	MT/AT			<b>21648</b>	Driveshaft	L				6	L:710/A:28/D:25
		MT/AT		engine XUD9A, without intermediate bearing	<b>21644</b>	Driveshaft	R				6	L:1071/A:28/D:25
		MT/AT		engine D9B, with intermediate bearing	<b>21647</b>	Driveshaft	R				9	L:1071/A:28/D:25
		MT/AT			<b>21257</b>	Joint Kit			ws		27	A:28/F:27
		MT/AT			<b>26167</b>	Boot Kit			ws			L:152/Ø1=25/Ø2=98
2.0 (62 kW)	10.90 - 03.94	MT/AT			<b>21648</b>	Driveshaft	L				6	L:710/A:28/D:25
		MT/AT		with intermediate bearing	<b>21647</b>	Driveshaft	R				9	L:1071/A:28/D:25
		MT/AT			<b>21257</b>	Joint Kit			ws		27	A:28/F:27
		MT/AT			<b>26167</b>	Boot Kit			ws			L:152/Ø1=25/Ø2=98
2.5 D (54 kW)	10.90 - 03.94	MT/AT			<b>21648</b>	Driveshaft	L				6	L:710/A:28/D:25
		MT/AT		with intermediate bearing	<b>21647</b>	Driveshaft	R				9	L:1071/A:28/D:25
		MT/AT			<b>21257</b>	Joint Kit			ws		27	A:28/F:27
		MT/AT			<b>26167</b>	Boot Kit			ws			L:152/Ø1=25/Ø2=98
2.5 D 4X4 (54 kW)	10.90 - 03.94	MT/AT			<b>21648</b>	Driveshaft	L	F			6	L:710/A:28/D:25
		MT/AT		with intermediate bearing	<b>21647</b>	Driveshaft	R	F			9	L:1071/A:28/D:25
		MT/AT			<b>21257</b>	Joint Kit		F	ws		27	A:28/F:27
		MT/AT			<b>26167</b>	Boot Kit		F	ws			L:152/Ø1=25/Ø2=98
2.5 TD (70 kW)	10.90 - 03.94	MT/AT			<b>21648</b>	Driveshaft	L				6	L:710/A:28/D:25
		MT/AT		with intermediate bearing	<b>21647</b>	Driveshaft	R				9	L:1071/A:28/D:25
		MT/AT			<b>21257</b>	Joint Kit			ws		27	A:28/F:27
		MT/AT			<b>26167</b>	Boot Kit			ws			L:152/Ø1=25/Ø2=98
2.5 TD 4X4 (70 kW)	10.90 - 03.94	MT/AT			<b>21648</b>	Driveshaft	L	F			6	L:710/A:28/D:25
		MT/AT		with intermediate bearing	<b>21647</b>	Driveshaft	R	F			9	L:1071/A:28/D:25
		MT/AT			<b>21257</b>	Joint Kit		F	ws		27	A:28/F:27
		MT/AT			<b>26167</b>	Boot Kit		F	ws			L:152/Ø1=25/Ø2=98
<b>J9</b>												
1.6 (44 kW)	03.80 - 06.87	MT/AT		11.82 -	<b>21613</b>	Driveshaft	L/R				10	L:600/A:30/K:30
2.0 (57 kW)	03.80 - 06.87	MT/AT		11.82 -	<b>21613</b>	Driveshaft	L/R				10	L:600/A:30/K:30
2.1 D (41 kW)	03.80 - 06.87	MT/AT		11.82 -	<b>21613</b>	Driveshaft	L/R				10	L:600/A:30/K:30
2.5 D (53 kW)	07.82 - 06.87	MT/AT			<b>21613</b>	Driveshaft	L/R				10	L:600/A:30/K:30
<b>PARTNER COMBISPACE (5F) / PARTNER VAN (5)</b>												
1.1 (44 kW)	06.96 -	MT			<b>23352</b>	Driveshaft	L				6	L:620/A:25/D:22
		MT			<b>23353</b>	Driveshaft	R				9	L:890/A:25/D:22
		MT			<b>23112</b>	Boot Kit			ws			L:91/Ø1=20/Ø2=77
		MT		TPE boot	<b>23128</b>	Boot Kit			ws			Ø1=23.7
		MT			<b>23111</b>	Boot Kit				gs		L:172/Ø1=19/Ø2=72/with cap

		Transm.	with ABS Ring		Part-No.	Description	L	F	Wheel Side	Gear Box Side	Pic. No.	Technical Specification  Further details on page I
		MT Manual AT Autom.					Left R Right	Front R Rear				

( PEUGEOT )

( PEUGEOT )

PARTNER COMBISPACE (5F) / PARTNER VAN (5)													
1.4 (55 kW)	06.96 -	MT			23352	Driveshaft	L				6	L:620/A:25/D:22	
		MT			23353	Driveshaft	R				9	L:890/A:25/D:22	
		MT			23112	Boot Kit			ws				L:91/Ø1=20/Ø2=77
		MT		TPE boot	23128	Boot Kit			ws				Ø1=23.7
		MT			23111	Boot Kit					gs		L:172/Ø1=19/Ø2=72/with cap
1.6 16V (80 kW)	07.01 -	MT			20661	Driveshaft	L				6	L:625/A:25/D:24	
		MT	x	ABS (Bosch)	20669	Driveshaft	L				6	L:625/A:25/D:24/ABS:29	
		MT			20662	Driveshaft	R				9	L:875/A:25/D:24	
		MT	x	ABS (Bosch)	20670	Driveshaft	R				9	L:875/A:25/D:24/ABS:29	
		MT			23065	Boot Kit			ws				L:108/Ø1=19/Ø2=80
		MT			26216	Boot Kit			ws				L:103/Ø1=24/Ø2=88
		MT			23111	Boot Kit				gs			L:172/Ø1=19/Ø2=72/with cap
		MT			26287	Boot Kit				gs			L:97/Ø1=21/Ø2=70
1.8 (66 kW)	05.97 -	MT			20661	Driveshaft	L				6	L:625/A:25/D:24	
		MT	x	ABS (Bosch)	20669	Driveshaft	L				6	L:625/A:25/D:24/ABS:29	
		MT			20662	Driveshaft	R				9	L:875/A:25/D:24	
		MT	x	ABS (Bosch)	20670	Driveshaft	R				9	L:875/A:25/D:24/ABS:29	
		MT			23065	Boot Kit			ws				L:108/Ø1=19/Ø2=80
		MT			26216	Boot Kit			ws				L:103/Ø1=24/Ø2=88
		MT			23111	Boot Kit				gs			L:172/Ø1=19/Ø2=72/with cap
		MT			26287	Boot Kit				gs			L:97/Ø1=21/Ø2=70
1.8 D (43 kW)	06.96 -	MT			20661	Driveshaft	L				6	L:625/A:25/D:24	
		MT	x	ABS (Bosch)	20669	Driveshaft	L				6	L:625/A:25/D:24/ABS:29	
		MT			20662	Driveshaft	R				9	L:875/A:25/D:24	
		MT	x	ABS (Bosch)	20670	Driveshaft	R				9	L:875/A:25/D:24/ABS:29	
		MT			23065	Boot Kit			ws				L:108/Ø1=19/Ø2=80
		MT			26216	Boot Kit			ws				L:103/Ø1=24/Ø2=88
		MT			23111	Boot Kit				gs			L:172/Ø1=19/Ø2=72/with cap
		MT			26287	Boot Kit				gs			L:97/Ø1=21/Ø2=70
1.9 D (51 kW)	06.96 -	MT		gear BE3	21129	Driveshaft	L				6	L:616/A:25/D:24	
		MT	x	gear BE4	20669	Driveshaft	L				6	L:625/A:25/D:24/ABS:29	
		MT		gear BE5	21130	Driveshaft	R				9	L:884/A:25/D:24	
		MT	x	gear BE6	21132	Driveshaft	R				9	L:884/A:25/D:24/ABS:29	
		MT			20661	Driveshaft	L				6	L:625/A:25/D:24	
		MT	x	ABS (Bosch)	20669	Driveshaft	L				6	L:625/A:25/D:24/ABS:29	
		MT			20662	Driveshaft	R				9	L:875/A:25/D:24	
		MT	x	ABS (Bosch)	20670	Driveshaft	R				9	L:875/A:25/D:24/ABS:29	
1.9 D (50/51 kW)	06.96 -	MT			23065	Boot Kit			ws			L:108/Ø1=19/Ø2=80	



		MT			26216	Boot Kit			ws			L:103/Ø1=24/Ø2=88
		MT			23111	Boot Kit				gs		L:172/Ø1=19/Ø2=72/with cap
		MT			26287	Boot Kit				gs		L:97/Ø1=21/Ø2=70
		MT			26283	Boot Kit				gs		L:97/Ø1=21/Ø2=75
2.0 HDi (66 kW)	02.00 -	MT		gear BE3	21133	Driveshaft	L				6	L:608/A:25/D:24
		MT	x	gear BE3	21134	Driveshaft	L				6	L:608/A:25/D:24/ABS:29
		MT		gear BE3	21130	Driveshaft	R				9	L:884/A:25/D:24
		MT	x	gear BE3	21132	Driveshaft	R				9	L:884/A:25/D:24/ABS:29
		MT		TPE boot	21136	Boot Kit			ws			L:110/Ø1=36/Ø2=88
		MT			21135	Boot Kit				gs		L:102/Ø1=34/Ø2=76

#### PARTNER TEPEE

1.6 (66/80 kW)	04.08 -	MT		gear MC, type 8MN27	24767	Driveshaft	L				6	L:630/A:25/D:24
		MT		gear MC, type 8MN28	24768	Driveshaft	R				9	L:950/A:25/D:24/with bearing
1.6 HDi 75 (55 kW)	04.08 -	MT		gear MC, type 8MN27	24767	Driveshaft	L				6	L:630/A:25/D:24
		MT		gear MC, type 8MN28	24768	Driveshaft	R				9	L:950/A:25/D:24/with bearing
1.6 HDi 90 (66 kW)	04.08 -	MT		gear MC, type 8MN27	24767	Driveshaft	L				6	L:630/A:25/D:24
		MT		gear MC, type 8MN28	24768	Driveshaft	R				9	L:950/A:25/D:24/with bearing
1.6 HDi 110 (80 kW)	04.08 -	MT		gear MC, type 8MN27	24767	Driveshaft	L				6	L:630/A:25/D:24
		MT		gear MC, type 8MN28	24768	Driveshaft	R				9	L:950/A:25/D:24/with bearing

#### PARTNER VAN

1.6 (66/80 kW)	04.08 -	MT			21731	Driveshaft	L				6	L:640/A:25/D:24
		MT			21730	Driveshaft	R				9	L:940/A:25/D:24/with bearing
1.6 HDi (55 kW)	04.08 -	MT			21731	Driveshaft	L				6	L:640/A:25/D:24
		MT			21730	Driveshaft	R				9	L:940/A:25/D:24/with bearing
1.6 HDi (66 kW)	04.08 -	MT			21731	Driveshaft	L				6	L:640/A:25/D:24
		MT			21730	Driveshaft	R				9	L:940/A:25/D:24/with bearing
1.6 HDi 90 (80 kW)	04.08 -	MT			21731	Driveshaft	L				6	L:640/A:25/D:24
		MT			21730	Driveshaft	R				9	L:940/A:25/D:24/with bearing

#### PONTIAC

#### PONTIAC

#### LEMANS

1.6	01.87 -	MT			21482	Joint Kit			ws		27	A:22/F:29/DF:22.23/O:52/Z
		MT			23124	Boot Kit			ws			L:106/Ø1:22/Ø2:78

#### PIAGGIO

#### PIAGGIO

#### PORTER

1.3 i 16V 4x4 (48 kW)	05.98 -	MT			24637	Joint Kit			ws		27	A:24/F:20/DF:21.2/Z
		MT			24638	Boot Kit			ws		13	L:104/Ø1=18/Ø2=67

#### PORSCHE

#### PORSCHE

#### 911

2.0 L (96 kW)	01.63 - 08.67	MT			21803	Driveshaft	L/R				15	L:406
		MT			26151	Boot Kit			ws	gs		L:100/Ø1=21/Ø2=94/with cap
2.0 L (110 kW)	08.67 - 11.68	MT			21803	Driveshaft	L/R				15	L:406
		MT			26151	Boot Kit			ws	gs		L:100/Ø1=21/Ø2=94/with cap

		Transm.	with ABS Ring		Part-No.	Description	L Left R Right	F Front R Rear	Wheel Side	Gear Box Side	Pic. No.	Technical Specification  Further details on page I
		MT Manual AT Autom.										

## PORSCHE

## PORSCHE

911												
2.0 T (81 kW)	08.68 - 02.72	MT			26152	Boot Kit			ws	gs		L:78/Ø1=22/Ø2=57
2.2 T (92 kW)	01.70 - 12.72	MT			26152	Boot Kit			ws	gs		L:78/Ø1=22/Ø2=57
2.3 E (121 kW)	08.71 - 12.73	MT			21806	Driveshaft	L/R				15	L:485
		MT			26152	Boot Kit			ws	gs		L:78/Ø1=22/Ø2=57
2.3 S (140 kW)	08.71 - 01.76	MT			21806	Driveshaft	L/R				15	L:485
		MT			26152	Boot Kit			ws	gs		L:78/Ø1=22/Ø2=57
2.3 T (96 kW)	01.72 - 12.73	MT			21806	Driveshaft	L/R				15	L:485
		MT			26152	Boot Kit			ws	gs		L:78/Ø1=22/Ø2=57
2.3 T (103 kW)	08.71 - 12.73	MT			21806	Driveshaft	L/R				15	L:485
		MT			26152	Boot Kit			ws	gs		L:78/Ø1=22/Ø2=57
2.7 (110 kW)	09.73 - 08.75	MT		- 12.74	21806	Driveshaft	L/R				15	L:485
		MT		01.75 -	21808	Driveshaft	L/R				15	L:486.5
		MT		01.75 -	21888	Joint Kit			ws	gs	29	G:25
		MT		- 12.74	26152	Boot Kit			ws	gs		L:78/Ø1=22/Ø2=57
		MT		01.75 -	26153	Boot Kit			ws	gs		L:94/Ø1=24/Ø2=100/with cap
2.7 (121 kW)	09.75 - 06.77	MT			21808	Driveshaft	L/R				15	L:486.5
		MT			21888	Joint Kit			ws	gs	29	G:25
		MT			26153	Boot Kit			ws	gs		L:94/Ø1=24/Ø2=100/with cap
2.7 SC Carrera RS (154 kW)	08.72 - 01.79	MT			21850	Joint Kit			ws	gs	29	
		MT			26154	Boot Kit			ws	gs		L:78/Ø1=22/Ø2=57
3.0 SC (150 kW)	08.82 - 07.83	MT			21808	Driveshaft	L/R				15	L:486.5
		AT			21806	Driveshaft	L/R				15	L:485
		MT			21888	Joint Kit			ws	gs	29	G:25
		MT			26153	Boot Kit			ws	gs		L:94/Ø1=24/Ø2=100/with cap
		AT			26152	Boot Kit			ws	gs		L:78/Ø1=22/Ø2=57
3.0 SC Carrera (132 kW)	07.77 - 06.80	MT			21850	Joint Kit			ws	gs	29	
		MT			26154	Boot Kit			ws	gs		L:78/Ø1=22/Ø2=57
3.0 SC Carrera (138 kW)	09.79 - 06.80	MT			21850	Joint Kit			ws	gs	29	
		MT			26154	Boot Kit			ws	gs		L:78/Ø1=22/Ø2=57
3.0 SC Carrera (147 kW)	09.75 - 06.77	MT			21850	Joint Kit			ws	gs	29	
		MT			26154	Boot Kit			ws	gs		L:78/Ø1=22/Ø2=57
3.0 SC Carrera (154 kW)	03.74 - 10.83	MT			21850	Joint Kit			ws	gs	29	
		MT			26154	Boot Kit			ws	gs		L:78/Ø1=22/Ø2=57
3.2 (160 kW)	08.86 - 08.89	MT			21894	Driveshaft	L/R				14	L:609
		MT			21897	Joint Kit				gs	29	G:28
		MT			26134	Boot Kit				gs		L:81/Ø1=22/Ø2=63
3.2 SC Carrera (152 kW)	02.84 - 06.87	MT			21894	Driveshaft	L/R				14	L:609
		MT			21897	Joint Kit				gs	29	G:28
		MT			26134	Boot Kit				gs		L:81/Ø1=22/Ø2=63
3.2 SC Carrera (170 kW)	08.83 - 08.89	MT			21894	Driveshaft	L/R				14	L:609
		MT			21897	Joint Kit				gs	29	G:28

		MT			<b>26134</b>	Boot Kit				gs		L:81/Ø1=22/Ø2=63
3.3 SC Turbo (221 kW)	09.77 - 06.87	MT		01.84 -	<b>21895</b>	Driveshaft	L/R				15	L:473.5
		MT		- 12.83	<b>21850</b>	Joint Kit			ws	gs	29	
		MT		01.84 -	<b>21897</b>	Joint Kit			ws	gs	29	G:28
		MT		- 12.83	<b>26154</b>	Boot Kit			ws	gs		L:78/Ø1=22/Ø2=57
		MT		01.84 -	<b>26134</b>	Boot Kit			ws	gs		L:81/Ø1=22/Ø2=63
3.3 Turbo (221 kW)	06.86 - 08.89	MT			<b>21895</b>	Driveshaft	L/R				15	L:473.5
		MT			<b>21897</b>	Joint Kit			ws	gs	29	G:28
		MT			<b>26134</b>	Boot Kit			ws	gs		L:81/Ø1=22/Ø2=63
3.3 Turbo S (243 kW)	09.86 - 11.90	MT			<b>21895</b>	Driveshaft	L/R				15	L:473.5
		MT			<b>21897</b>	Joint Kit			ws	gs	29	G:28
		MT			<b>26134</b>	Boot Kit			ws	gs		L:81/Ø1=22/Ø2=63
<b>911 TARGA</b>												
2.0 E (103 kW)	09.68 - 02.72	MT			<b>26152</b>	Boot Kit			ws	gs		L:78/Ø1=22/Ø2=57
2.0 L (96 kW)	11.64 - 11.68	MT			<b>26151</b>	Boot Kit			ws	gs		L:100/Ø1=21/Ø2=94/with cap
2.0 L (110 kW)	08.67 - 11.68	MT			<b>26151</b>	Boot Kit			ws	gs		L:100/Ø1=21/Ø2=94/with cap
2.0 S (118 kW)	07.66 - 11.68	MT			<b>26151</b>	Boot Kit			ws	gs		L:100/Ø1=21/Ø2=94/with cap
2.0 S (125 kW)	07.66 - 02.72	MT			<b>26152</b>	Boot Kit			ws	gs		L:78/Ø1=22/Ø2=57
2.0 T (81 kW)	06.67 - 02.72	MT			<b>26152</b>	Boot Kit			ws	gs		L:78/Ø1=22/Ø2=57
2.2 E (114 kW)	09.69 - 02.72	MT			<b>26152</b>	Boot Kit			ws	gs		L:78/Ø1=22/Ø2=57
2.2 S (132 kW)	09.69 - 02.72	MT			<b>26152</b>	Boot Kit			ws	gs		L:78/Ø1=22/Ø2=57
2.2 T (92 kW)	01.70 - 12.72	MT			<b>26152</b>	Boot Kit			ws	gs		L:78/Ø1=22/Ø2=57
2.3 E (121 kW)	08.71 - 12.73	MT			<b>21806</b>	Driveshaft	L/R				15	L:485
		MT			<b>26152</b>	Boot Kit			ws	gs		L:78/Ø1=22/Ø2=57
2.3 T (96 kW)	01.72 - 12.73	MT			<b>21806</b>	Driveshaft	L/R				15	L:485
		MT			<b>26152</b>	Boot Kit			ws	gs		L:78/Ø1=22/Ø2=57
2.7 (110 kW)	09.73 - 08.75	MT		- 12.74	<b>21806</b>	Driveshaft	L/R				15	L:485
		MT		01.75 -	<b>21808</b>	Driveshaft	L/R				15	L:486.5
		MT		01.75 -	<b>21888</b>	Joint Kit			ws	gs	29	G:25
		MT		- 12.74	<b>26152</b>	Boot Kit			ws	gs		L:78/Ø1=22/Ø2=57
		MT		01.75 -	<b>26153</b>	Boot Kit			ws	gs		L:94/Ø1=24/Ø2=100/with cap
2.7 (121 kW)	09.75 - 06.77	MT			<b>21808</b>	Driveshaft	L/R				15	L:486.5
		MT			<b>21888</b>	Joint Kit			ws	gs	29	G:25
		MT			<b>26153</b>	Boot Kit			ws	gs		L:94/Ø1=24/Ø2=100/with cap
2.7 SC Carrera RS (154 kW)	08.72 - 01.79	MT			<b>21850</b>	Joint Kit			ws	gs	29	
		MT			<b>26154</b>	Boot Kit			ws	gs		L:78/Ø1=22/Ø2=57
3.0 SC Carrera (132 kW)	07.77 - 06.80	MT			<b>21850</b>	Joint Kit			ws	gs	29	
		MT			<b>26154</b>	Boot Kit			ws	gs		L:78/Ø1=22/Ø2=57
3.0 SC Carrera (138 kW)	09.79 - 06.80	MT			<b>21850</b>	Joint Kit			ws	gs	29	
		MT			<b>26154</b>	Boot Kit			ws	gs		L:78/Ø1=22/Ø2=57
3.0 SC Carrera (147 kW)	09.75 - 06.77	MT			<b>21850</b>	Joint Kit			ws	gs	29	
		MT			<b>26154</b>	Boot Kit			ws	gs		L:78/Ø1=22/Ø2=57
3.3 Turbo (221 kW)	09.86 - 11.90	MT			<b>21895</b>	Driveshaft	L/R				15	L:473.5
<b>911 TARGA</b>												
3.3 Turbo (221 kW)	09.86 - 11.90	MT			<b>21897</b>	Joint Kit			ws	gs	29	G:28
		MT			<b>26134</b>	Boot Kit			ws	gs		L:81/Ø1=22/Ø2=63
<b>911 CONVERTIBLE</b>												
3.0 SC (150 kW)	08.82 - 07.83	MT			<b>21850</b>	Joint Kit			ws	gs	29	
		MT			<b>26154</b>	Boot Kit			ws	gs		L:78/Ø1=22/Ø2=57

		Transm.	with ABS Ring		Part-No.	Description	L	F	Wheel Side	Gear Box Side	Pic. No.	Technical Specification  Further details on page I
		MT Manual AT Autom.					Left R Right	Front R Rear				

( PORSCHE )

( PORSCHE )

911 CONVERTIBLE													
3.1 Carrera Speedster (160 kW)	08.86 - 08.89	MT			21894	Driveshaft	L/R				14	L:609	
		MT			21897	Joint Kit				gs	29	G:28	
		MT			26134	Boot Kit				gs		L:81/Ø1=22/Ø2=63	
3.1 Carrera Speedster (170 kW)	08.86 - 08.89	MT			21894	Driveshaft	L/R				14	L:609	
		MT			21897	Joint Kit				gs	29	G:28	
		MT			26134	Boot Kit				gs		L:81/Ø1=22/Ø2=63	
3.1 SC Carrera (152 kW)	10.84 - 08.89	MT			21894	Driveshaft	L/R				14	L:609	
		MT			21897	Joint Kit				gs	29	G:28	
		MT			26134	Boot Kit				gs		L:81/Ø1=22/Ø2=63	
3.1 SC Carrera (170 kW)	08.83 - 08.84	MT			21894	Driveshaft	L/R				14	L:609	
		MT			21897	Joint Kit				gs	29	G:28	
		MT			26134	Boot Kit				gs		L:81/Ø1=22/Ø2=63	
911 (964)													
3.3 Turbo (235 kW)	08.90 - 09.93	MT			21897	Joint Kit					gs	29	G:28
		MT			26134	Boot Kit				gs		L:81/Ø1=22/Ø2=63	
3.3 Turbo S (261 kW)	06.91 - 12.92	MT			21897	Joint Kit					gs	29	G:28
		MT			26134	Boot Kit				gs		L:81/Ø1=22/Ø2=63	
3.6 Carrera (184 kW)	07.89 - 09.93	MT	x		21834	Driveshaft	L/R				14	L:618/A:28/ABS:45	
		MT/AT			21897	Joint Kit				gs	29	G:28	
		MT/AT			26134	Boot Kit				gs		L:81/Ø1=22/Ø2=63	
3.6 Carrera 2 Turbo Look (184 kW)	09.89 - 09.93	MT/AT			21897	Joint Kit					gs	29	G:28
		MT/AT			26134	Boot Kit				gs		L:81/Ø1=22/Ø2=63	
3.6 Carrera 2 Turbo Look (191 kW)	09.89 - 09.93	MT/AT			21897	Joint Kit					gs	29	G:28
		MT/AT			26134	Boot Kit					gs		L:81/Ø1=22/Ø2=63
3.6 Carrera 4 (184 kW)	12.88 - 09.93	MT			21854	Joint Kit		R			gs	29	G:25
		MT			26107	Boot Kit		F	ws				L:84/Ø1=22/Ø2=83
		MT			26169	Boot Kit		F		gs			L:110/Ø1=24/Ø2=99/with cap
		MT			26170	Boot Kit		R		gs			L:108/Ø1=24/Ø2=93/with cap
3.6 Turbo (265 kW)	01.93 - 09.93	MT			21897	Joint Kit					gs	29	G:28
		MT			26134	Boot Kit					gs		L:81/Ø1=22/Ø2=63
911 CONVERTIBLE (964)													
3.6 Carrera (184 kW)	07.89 - 05.94	MT	x		21834	Driveshaft	L/R				14	L:618/A:28/ABS:45	
		MT/AT			21897	Joint Kit				gs	29	G:28	
		MT/AT			26134	Boot Kit				gs		L:81/Ø1=22/Ø2=63	
3.6 Carrera 4 (184 kW)	05.89 - 05.94	MT			21854	Joint Kit		R			gs	29	G:25
		MT			26107	Boot Kit		F	ws				L:84/Ø1=22/Ø2=83
		MT			26169	Boot Kit		F		gs			L:110/Ø1=24/Ø2=99/with cap
		MT			26170	Boot Kit		R		gs			L:108/Ø1=24/Ø2=93/with cap
911 (993)													
3.6 Carrera (200 kW)	10.93 - 08.95	MT/AT			21897	Joint Kit					gs	29	G:28

		MT/AT			<b>26134</b>	Boot Kit				gs		L:81/Ø1=22/Ø2=63	
3.6 Carrera 4 (200 kW)	07.94 - 08.95	MT	x		<b>21880</b>	Joint Kit		F	ws		27	A:26/F:25/ABS:48	
		MT			<b>21897</b>	Joint Kit		R		gs	29	G:28	
		MT			<b>26107</b>	Boot Kit		F	ws				L:84/Ø1=22/Ø2=83
		MT		- 07.95	<b>26169</b>	Boot Kit		F		gs			L:110/Ø1=24/Ø2=99/with cap
		MT			<b>26134</b>	Boot Kit		R		gs			L:81/Ø1=22/Ø2=63
3.6 Carrera 4 (210 kW)	08.95 - 09.97	MT	x		<b>21880</b>	Joint Kit		F	ws		27	A:26/F:25/ABS:48	
		MT			<b>21897</b>	Joint Kit		R		gs	29	G:28	
		MT			<b>26107</b>	Boot Kit		F	ws				L:84/Ø1=22/Ø2=83
		MT			<b>26134</b>	Boot Kit		R		gs			L:81/Ø1=22/Ø2=63
3.6 Turbo 4 (300 kW)	03.95 - 09.97	MT			<b>21874</b>	Joint w. Shaft	L/R	R	ws		25	L:679.5	
		MT	x		<b>21880</b>	Joint Kit		F	ws		27	A:26/F:25/ABS:48	
		MT			<b>21897</b>	Joint Kit		R		gs	29	G:28	
		MT			<b>26107</b>	Boot Kit		F	ws				L:84/Ø1=22/Ø2=83
		MT		- 07.95	<b>26169</b>	Boot Kit		F		gs			L:110/Ø1=24/Ø2=99/with cap
		MT			<b>26134</b>	Boot Kit		R		gs		L:81/Ø1=22/Ø2=63	
3.6 Turbo GT2 (316 kW)	03.95 - 09.97	MT			<b>21874</b>	Joint w. Shaft	L/R		ws		25	L:679.5	
		MT			<b>26134</b>	Boot Kit				gs		L:81/Ø1=22/Ø2=63	
3.6 Turbo GT2 4 (316 kW)	08.95 - 09.97	MT			<b>21874</b>	Joint w. Shaft	L/R	R	ws		25	L:679.5	
		MT	x		<b>21880</b>	Joint Kit		F	ws		27	A:26/F:25/ABS:48	
		MT			<b>26107</b>	Boot Kit		F	ws				L:84/Ø1=22/Ø2=83
		MT			<b>26134</b>	Boot Kit		R		gs			L:81/Ø1=22/Ø2=63
3.8 Carrera (210 kW)	06.95 - 09.97	MT			<b>21897</b>	Joint Kit				gs	29	G:28	
		MT			<b>26134</b>	Boot Kit				gs		L:81/Ø1=22/Ø2=63	
3.8 Carrera 4 (210 kW)	06.95 - 09.97	MT	x		<b>21880</b>	Joint Kit		F	ws		27	A:26/F:25/ABS:48	
		MT			<b>21897</b>	Joint Kit		R		gs	29	G:28	
		MT			<b>26107</b>	Boot Kit		F	ws				L:84/Ø1=22/Ø2=83
		MT			<b>26134</b>	Boot Kit		R		gs			L:81/Ø1=22/Ø2=63
3.8 Carrera RS (221 kW)	06.95 - 09.97	MT			<b>21897</b>	Joint Kit				gs	29	G:28	
		MT			<b>26134</b>	Boot Kit				gs		L:81/Ø1=22/Ø2=63	
3.8 Carrera RS 4 (221 kW)	08.95 - 09.97	MT	x		<b>21880</b>	Joint Kit		F	ws		27	A:26/F:25/ABS:48	
		MT			<b>21897</b>	Joint Kit		R		gs	29	G:28	
		MT			<b>26107</b>	Boot Kit		F	ws				L:84/Ø1=22/Ø2=83
		MT			<b>26134</b>	Boot Kit		R		gs			L:81/Ø1=22/Ø2=63
<b>911 CONVERTIBLE (993)</b>													
3.6 Carrera (200 kW)	07.94 - 08.95	MT/AT			<b>21897</b>	Joint Kit				gs	29	G:28	
		MT/AT			<b>26134</b>	Boot Kit				gs		L:81/Ø1=22/Ø2=63	
3.6 Carrera (210 kW)	08.95 - 09.97	MT			<b>21897</b>	Joint Kit				gs	29	G:28	
		MT			<b>26134</b>	Boot Kit				gs		L:81/Ø1=22/Ø2=63	
3.6 Carrera 4 (200 kW)	07.94 - 08.95	MT	x		<b>21880</b>	Joint Kit		F	ws		27	A:26/F:25/ABS:48	
		MT			<b>21897</b>	Joint Kit		R		gs	29	G:28	
		MT			<b>26107</b>	Boot Kit		F	ws				L:84/Ø1=22/Ø2=83
		MT		- 07.95	<b>26169</b>	Boot Kit		F		gs			L:110/Ø1=24/Ø2=99/with cap
		MT			<b>26134</b>	Boot Kit		R		gs			L:81/Ø1=22/Ø2=63
3.6 Carrera 4 (210 kW)	08.95 - 09.97	MT	x		<b>21880</b>	Joint Kit		F	ws		27	A:26/F:25/ABS:48	
		MT			<b>21897</b>	Joint Kit		R		gs	29	G:28	
		MT			<b>26107</b>	Boot Kit		F	ws				L:84/Ø1=22/Ø2=83
		MT			<b>26134</b>	Boot Kit		R		gs			L:81/Ø1=22/Ø2=63
3.8 Carrera (210 kW)	06.95 - 09.97	MT			<b>21897</b>	Joint Kit				gs	29	G:28	
		MT			<b>26134</b>	Boot Kit				gs		L:81/Ø1=22/Ø2=63	
3.8 Carrera 4 (210 kW)	06.95 - 09.97	MT	x		<b>21880</b>	Joint Kit		F	ws		27	A:26/F:25/ABS:48	

		Transm.	with ABS Ring		Part-No.	Description	L	F	Wheel Side	Gear Box Side	Pic. No.	Technical Specification  Further details on page I
		MT Manual AT Autom.					Left R	Front R				

## ( PORSCHE )

## ( PORSCHE )

<b>911 CONVERTIBLE (993)</b>												
3.8 Carrera 4 (210 kW)	06.95 - 09.97	MT			<b>21897</b>	Joint Kit		R		gs	29	G:28
		MT			<b>26107</b>	Boot Kit		F	ws			L:84/Ø1=22/Ø2=83
		MT			<b>26134</b>	Boot Kit		R		gs		L:81/Ø1=22/Ø2=63
3.8 Carrera RS (221 kW)	08.95 - 09.97	MT			<b>21897</b>	Joint Kit				gs	29	G:28
		MT			<b>26134</b>	Boot Kit				gs		L:81/Ø1=22/Ø2=63
3.8 Carrera RS 4 (221 kW)	08.95 - 09.97	MT	x		<b>21880</b>	Joint Kit		F	ws		27	A:26/F:25/ABS:48
		MT			<b>21897</b>	Joint Kit		R		gs	29	G:28
		MT			<b>26107</b>	Boot Kit		F	ws			L:84/Ø1=22/Ø2=83
		MT			<b>26134</b>	Boot Kit		R		gs		L:81/Ø1=22/Ø2=63
<b>911 TARGA (993)</b>												
3.6 Carrera (210 kW)	08.95 - 09.97	MT			<b>21897</b>	Joint Kit				gs	29	G:28
		MT			<b>26134</b>	Boot Kit				gs		L:81/Ø1=22/Ø2=63
3.7 Carrera (221 kW)	05.96 - 09.97	MT			<b>21897</b>	Joint Kit				gs	29	G:28
		MT			<b>26134</b>	Boot Kit				gs		L:81/Ø1=22/Ø2=63
<b>912</b>												
1.6 (66 kW)	01.65 - 12.69	MT			<b>26151</b>	Boot Kit			ws	gs		L:100/Ø1=21/Ø2=94/with cap
<b>912 TARGA</b>												
1.6 (66 kW)	03.65 - 02.70	MT			<b>26151</b>	Boot Kit			ws	gs		L:100/Ø1=21/Ø2=94/with cap
<b>914</b>												
/6 2.0 (81 kW)	11.69 - 12.73	MT			<b>26151</b>	Boot Kit			ws	gs		L:100/Ø1=21/Ø2=94/with cap
1.7 (59 kW)	01.69 - 12.73	MT			<b>26163</b>	Boot Kit			ws	gs		L:100/Ø1=21/Ø2=94/with cap
2.0 (74 kW)	01.72 - 12.75	MT			<b>26151</b>	Boot Kit			ws	gs		L:100/Ø1=21/Ø2=94/with cap
<b>924</b>												
2.0 (92 kW)	11.75 - 08.89	MT			<b>21810</b>	Driveshaft	L/R				15	L:401.5
		MT/AT			<b>21889</b>	Joint Kit			ws	gs	29	
		MT/AT			<b>26131</b>	Boot Kit			ws	gs		L:98/Ø1=21/Ø2=100/with cap
2.0 Carrera GT (154 kW)	06.80 - 10.86	MT			<b>21810</b>	Driveshaft	L/R				15	L:401.5
		MT			<b>21889</b>	Joint Kit			ws	gs	29	
		MT			<b>26131</b>	Boot Kit			ws	gs		L:98/Ø1=21/Ø2=100/with cap
2.0 Turbo (125 kW)	11.78 - 06.80	MT			<b>21810</b>	Driveshaft	L/R				15	L:401.5
		MT			<b>21889</b>	Joint Kit			ws	gs	29	
		MT			<b>26131</b>	Boot Kit			ws	gs		L:98/Ø1=21/Ø2=100/with cap
2.0 Turbo (130 kW)	06.80 - 10.86	MT			<b>21810</b>	Driveshaft	L/R				15	L:401.5
		MT			<b>21889</b>	Joint Kit			ws	gs	29	
		MT			<b>26131</b>	Boot Kit			ws	gs		L:98/Ø1=21/Ø2=100/with cap
2.5 S (110 kW)	09.85 - 07.87	MT			<b>21818</b>	Driveshaft	L/R				15	L:531.5
		MT/AT			<b>21889</b>	Joint Kit			ws	gs	29	
		MT/AT			<b>26131</b>	Boot Kit			ws	gs		L:98/Ø1=21/Ø2=100/with cap
2.5 S (118 kW)	08.87 - 07.88	MT			<b>21818</b>	Driveshaft	L/R				15	L:531.5

		MT/AT			21889	Joint Kit			ws	gs	29	
		MT/AT			26131	Boot Kit			ws	gs		L:98/Ø1=21/Ø2=100/with cap
2.5 S (120 kW)	10.81 - 12.84	MT			21810	Driveshaft	L/R				15	L:401.5
		MT/AT			21821	Joint Kit			ws	gs	29	
		MT/AT			26131	Boot Kit			ws	gs		L:98/Ø1=21/Ø2=100/with cap
<b>928</b>												
4.4 (177 kW)	09.77 - 08.82	MT		- 12.81	26154	Boot Kit			ws	gs		L:78/Ø1=22/Ø2=57
		MT		01.82 -	26155	Boot Kit				gs		L:81/Ø1=22/Ø2=63
4.6 S (221 kW)	09.79 - 07.83	MT		- 12.81	26154	Boot Kit			ws	gs		L:78/Ø1=22/Ø2=57
		MT		01.82 -	26155	Boot Kit				gs		L:81/Ø1=22/Ø2=63
4.6 S (228 kW)	08.83 - 07.86	MT		01.85 - , Ch.-No. F92FS841008 -	21825	Driveshaft	L/R				14	L:692.5/A:28
		MT		01.85 - , Ch.-No. F92FS841008 -	21859	Joint w. Shaft	L/R		ws		25	L:516.5/A:28
		MT		- 12.84	26155	Boot Kit				gs		L:81/Ø1=22/Ø2=63
		MT		01.85 - , Ch.-No. F92FS841008 -	26134	Boot Kit				gs		L:81/Ø1=22/Ø2=63
4.9 S (212 kW)	09.85 - 05.94	MT			21825	Driveshaft	L/R				14	L:692.5/A:28
		MT			21859	Joint w. Shaft	L/R		ws		25	L:516.5/A:28
		MT			26134	Boot Kit				gs		L:81/Ø1=22/Ø2=63
4.9 S,S4 (235 kW)	08.86 - 07.91	MT			26134	Boot Kit				gs		L:81/Ø1=22/Ø2=63
5.0 GT (243 kW)	01.89 - 07.91	MT			26134	Boot Kit				gs		L:81/Ø1=22/Ø2=63
5.0 S4 KAT (235 kW)	08.86 - 07.91	MT			26134	Boot Kit				gs		L:81/Ø1=22/Ø2=63
<b>944</b>												
2.5 (110 kW)	01.85 - 07.87	MT			21818	Driveshaft	L/R				15	L:531.5
		MT/AT			21821	Joint Kit			ws	gs	29	
		MT/AT			26131	Boot Kit			ws	gs		L:98/Ø1=21/Ø2=100/with cap
2.5 (118 kW)	08.87 - 12.90	MT			21818	Driveshaft	L/R				15	L:531.5
		MT/AT			21821	Joint Kit			ws	gs	29	
		MT/AT			26131	Boot Kit			ws	gs		L:98/Ø1=21/Ø2=100/with cap
2.5 (120 kW)	06.81 - 07.87	MT		- 12.84	21810	Driveshaft	L/R				15	L:401.5
		MT		01.85 -	21818	Driveshaft	L/R				15	L:531.5
		MT/AT			21821	Joint Kit			ws	gs	29	
		MT/AT			26131	Boot Kit			ws	gs		L:98/Ø1=21/Ø2=100/with cap
2.5 S (140 kW)	08.86 - 07.88	MT			21818	Driveshaft	L/R				15	L:531.5
		MT/AT			21821	Joint Kit			ws	gs	29	
		MT/AT			26131	Boot Kit			ws	gs		L:98/Ø1=21/Ø2=100/with cap
2.5 Turbo (162 kW)	08.85 - 07.88	MT			21830	Driveshaft	L/R				15	L:531.5
		MT			21896	Joint Kit			ws	gs	29	G:25
		MT			26122	Boot Kit			ws	gs		L:103/Ø1=24/Ø2=99/with cap
2.5 Turbo (184 kW)	09.87 - 07.91	MT			21830	Driveshaft	L/R				15	L:531.5
		MT			21896	Joint Kit			ws	gs	29	G:25
		MT			26122	Boot Kit			ws	gs		L:103/Ø1=24/Ø2=99/with cap
3.0 S2 (155 kW)	12.88 - 07.91	MT			21818	Driveshaft	L/R				15	L:531.5
		MT			21821	Joint Kit			ws	gs	29	
		MT			26131	Boot Kit			ws	gs		L:98/Ø1=21/Ø2=100/with cap
<b>944 CONVERTIBLE</b>												
3.0 S2 (155 kW)	12.88 - 07.91	MT			21818	Driveshaft	L/R				15	L:531.5
		MT			21821	Joint Kit			ws	gs	29	
		MT			26131	Boot Kit			ws	gs		L:98/Ø1=21/Ø2=100/with cap
<b>968</b>												
3.0 (176 kW)	06.91 - 11.95	AT			21841	Driveshaft	L				15	L:464

		Transm. <b>MT</b> Manual <b>AT</b> Autom.	with ABS Ring		<b>Part-No.</b>	<b>Description</b>	<b>L</b> Left <b>R</b> Right	<b>F</b> Front <b>R</b> Rear	<b>Wheel</b> <b>Side</b>	<b>Gear</b> <b>Box</b> <b>Side</b>	<b>Pic.</b> <b>No.</b>	<b>Technical Specification</b>  Further details on page I
---	---	---	---------------------	--	-----------------	--------------------	---------------------------------------	---------------------------------------	-----------------------------	--	---------------------------	---

**( PORSCHE )****( PORSCHE )**

<b>968 CONVERTIBLE</b>												
3.0 (176 kW)	06.91 - 11.95	AT			<b>21841</b>	Driveshaft	L				15	L:464
<b>BOXSTER (986)</b>												
2.5 24V (150 kW)	09.96 - 08.99	MT/AT			<b>21379</b>	Boot Kit			ws			L:81/Ø1=24/Ø2=62
		MT/AT			<b>23178</b>	Boot Kit				gs		L:81/Ø1=24/Ø2=62
2.7 (162 kW)	09.99 - 07.02	MT/AT			<b>21379</b>	Boot Kit			ws			L:81/Ø1=24/Ø2=62
		MT/AT			<b>23178</b>	Boot Kit				gs		L:81/Ø1=24/Ø2=62
S 3.2 (185 kW)	08.99 - 07.02	MT/AT			<b>21379</b>	Boot Kit			ws			L:81/Ø1=24/Ø2=62
		MT/AT			<b>23178</b>	Boot Kit				gs		L:81/Ø1=24/Ø2=62
<b>CAYENNE (955)</b>												
3.2 (184 kW)	10.03 -	MT/AT		(-) diff.lock	<b>24577</b>	Driveshaft	L/R	R				L:754/A:30
3.6 (213 kW)	02.07 -	MT/AT		(-) diff.lock	<b>24577</b>	Driveshaft	L/R	R				L:754/A:30
S 4.5 (250 kW)	09.02 -	MT/AT		(-) diff.lock	<b>24577</b>	Driveshaft	L/R	R				L:754/A:30
Turbo 4.5 (331 kW)	09.02 -	MT/AT		(-) diff.lock	<b>24577</b>	Driveshaft	L/R	R				L:754/A:30
Turbo S 4.5 (368/383 kW)	01.04 -	MT/AT		(-) diff.lock	<b>24577</b>	Driveshaft	L/R	R				L:754/A:30
S 4.8 (283 kW)	02.07 -	MT/AT		(-) diff.lock	<b>24577</b>	Driveshaft	L/R	R				L:754/A:30
GTS 4.8 (298 kW)	10.07 -	MT/AT		(-) diff.lock	<b>24577</b>	Driveshaft	L/R	R				L:754/A:30
Turbo S 4.8 (368/397/404 kW)	02.07 -	MT/AT		(-) diff.lock	<b>24577</b>	Driveshaft	L/R	R				L:754/A:30
3.0 TDI (176 kW)	02.09 -	MT/AT		(-) diff.lock	<b>24577</b>	Driveshaft	L/R	R				L:754/A:30

**PROTON****PROTON**

<b>PERSONA 400</b>												
415 GLi/GLSi (66 kW)	01.94 -	MT/AT		engine Mitsubishi-4G15	<b>20184</b>	Joint Kit			ws		27	A:25/F:30/DF:23.20
		MT/AT		engine Mitsubishi-4G15, TPE boot	<b>20185</b>	Boot Kit			ws			L:131/Ø1=25/Ø2=80
416 GLXi (83 kW)	01.94 -	MT/AT		engine Mitsubishi 4G92	<b>20184</b>	Joint Kit			ws		27	A:25/F:30/DF:23.20
		MT/AT		engine Mitsubishi 4G92, TPE boot	<b>20185</b>	Boot Kit			ws			L:131/Ø1=25/Ø2=80
<b>SAGA</b>												
1.2 - 1.5	01.83 -	MT			<b>21381</b>	Joint Kit			ws		27	A:25/F:22/DF:22.65/O:50/Z
		MT			<b>26042</b>	Boot Kit			ws			L:93/Ø1=21/Ø2=74
<b>WIRA</b>												
1.5 (66 kW)	01.94 -	MT/AT			<b>20184</b>	Joint Kit			ws		27	A:25/F:30/DF:23.20
		MT/AT		TPE boot	<b>20185</b>	Boot Kit			ws			L:131/Ø1=25/Ø2=80
1.6 (83 kW)	01.94 -	MT/AT			<b>20184</b>	Joint Kit			ws		27	A:25/F:30/DF:23.20
		MT/AT		TPE boot	<b>20185</b>	Boot Kit			ws			L:131/Ø1=25/Ø2=80

**RENAULT****RENAULT**

<b>4</b>												
0.8 (1123) (19-25 kW)	10.62 - 12.88	MT		Ch.-No. 1357386 -	<b>22006</b>	Driveshaft	L/R				6	L:700/A:23/D:22



		MT		Ch.-No. 627132 -	21650	Boot Kit			ws			L:105/Ø1=17.5/Ø2=67.5
		MT		Ch.-No. 627132 -	23006	Boot Kit				gs		L:111/Ø1=17/Ø2=63
		MT		Ch.-No. 627132 - , Trilobe	23369	Boot Kit				gs		L:112/Ø1=17/Ø2=80
0.8 (2106) (25 kW)	09.66 - 12.88	MT		Ch.-No. 133611 -	22006	Driveshaft	L/R				6	L:700/A:23/D:22
		MT		Ch.-No. 24877 -	21650	Boot Kit			ws			L:105/Ø1=17.5/Ø2=67.5
		MT		Ch.-No. 24877 -	23006	Boot Kit				gs		L:111/Ø1=17/Ø2=63
		MT		Ch.-No. 24877 - , Trilobe	23369	Boot Kit				gs		L:112/Ø1=17/Ø2=80
0.8 (2391) (21 kW)	04.83 - 07.89	MT		Ch.-No. 133611 -	22006	Driveshaft	L/R				6	L:700/A:23/D:22
		MT		Ch.-No. 24877 -	21650	Boot Kit			ws			L:105/Ø1=17.5/Ø2=67.5
		MT		Ch.-No. 24877 -	23006	Boot Kit				gs		L:111/Ø1=17/Ø2=63
		MT		Ch.-No. 24877 - , Trilobe	23369	Boot Kit				gs		L:112/Ø1=17/Ø2=80
1.1 (25/26 kW)	10.76 - 06.90	MT		Ch.-No. 133611 -	22006	Driveshaft	L/R				6	L:700/A:23/D:22
		MT		Ch.-No. 24877 -	21650	Boot Kit			ws			L:105/Ø1=17.5/Ø2=67.5
		MT		Ch.-No. 24877 -	23006	Boot Kit				gs		L:111/Ø1=17/Ø2=63
		MT		Ch.-No. 24877 - , Trilobe	23369	Boot Kit				gs		L:112/Ø1=17/Ø2=80
<b>5</b>												
0.8 - 1.0 (26/27/32 kW)	01.72 - 12.85	MT			22006	Driveshaft	L/R				6	L:700/A:23/D:22
		MT			21650	Boot Kit			ws			L:105/Ø1=17.5/Ø2=67.5
		MT			23006	Boot Kit				gs		L:111/Ø1=17/Ø2=63
		MT		Trilobe	23369	Boot Kit				gs		L:112/Ø1=17/Ø2=80
1.1 (33 kW)	09.80 - 12.85	MT		- 07.84	22006	Driveshaft	L/R				6	L:700/A:23/D:22
		MT		- 07.84	21650	Boot Kit			ws			L:105/Ø1=17.5/Ø2=67.5
		MT		- 07.84	23006	Boot Kit				gs		L:111/Ø1=17/Ø2=63
		MT		- 07.84, Trilobe	23369	Boot Kit				gs		L:112/Ø1=17/Ø2=80
1.3 (31-47 kW)	09.75 - 09.84	MT			22006	Driveshaft	L/R				6	L:700/A:23/D:22
		MT			21650	Boot Kit			ws			L:105/Ø1=17.5/Ø2=67.5
		MT			23006	Boot Kit				gs		L:111/Ø1=17/Ø2=63
		MT		Trilobe	23369	Boot Kit				gs		L:112/Ø1=17/Ø2=80
1.4 (46 kW)	01.82 - 12.85	MT		- 07.84	22006	Driveshaft	L/R				6	L:700/A:23/D:22
		MT		- 07.84	21650	Boot Kit			ws			L:105/Ø1=17.5/Ø2=67.5
		MT		- 07.84	23006	Boot Kit				gs		L:111/Ø1=17/Ø2=63
		MT		- 07.84, Trilobe	23369	Boot Kit				gs		L:112/Ø1=17/Ø2=80
1.4 Alpine A5 (68 kW)	09.77 - 09.81	MT			21651	Boot Kit			ws			L:117/Ø1=19/Ø2=75.5
		MT			21652	Boot Kit			ws			L:120/Ø1=32/Ø2=75.5
		MT			23064	Boot Kit				gs		L:115/Ø1=20/Ø2=70
		MT			23091	Boot Kit				gs		L:122/Ø1=28/Ø2=70
1.4 Alpine Turbo (79 kW)	10.81 - 01.85	MT			21651	Boot Kit			ws			L:117/Ø1=19/Ø2=75.5
		MT			23064	Boot Kit				gs		L:115/Ø1=20/Ø2=70
		MT			23091	Boot Kit				gs		L:122/Ø1=28/Ø2=70
<b>SUPER 5</b>												
1.0 - 1.4 / 1.4 Turbo / 1.7	10.84 - 12.96	MT		gear JB0/1/3	22046	Driveshaft	L				26	L:598/A:21
		MT		gear JB4/5	22042	Driveshaft	L				26	L:611/A:21
		AT3		gear MB1/3	22044	Driveshaft	L				26	L:598/A:21
		MT		gear JB0/1	22045	Driveshaft	R				10	L:710/A:21/K:23
		MT		gear JB3	22047	Driveshaft	R				10	L:705/A:21/K:23
		MT		gear JB4/5	22043	Driveshaft	R				10	L:700/A:21/K:23
		AT3		gear MB1/3	22045	Driveshaft	R				10	L:710/A:21/K:23
		MT			23371	Boot Kit			ws			L:86/Ø1=19/Ø2=68
		MT/AT3			23007	Boot Kit			ws			L:120/Ø1=28/Ø2=75.5
		AT3		TPE boot	23005	Boot Kit			ws			L:152/Ø1=34/Ø2=81

		Transm.	with ABS Ring		Part-No.	Description	L	F	Wheel Side	Gear Box Side	Pic. No.	Technical Specification  Further details on page I
		MT Manual AT Autom.					Left R Right	Front R Rear				

( RENAULT )

( RENAULT )

SUPER 5												
1.0 - 1.4 / 1.4 Turbo / 1.7	10.84 - 12.96	MT		with bearing	26284	Boot Kit	L			gs		L:88/Ø1=22.8/Ø2=116.5
		MT		with bearing	26285	Boot Kit	L			gs		L:88/Ø1=23.8/Ø2=116.5
		MT		with bearing	26021	Boot Kit	L			gs		L:88/Ø1=25.8/Ø2=116.5
		MT			23091	Boot Kit	R			gs		L:122/Ø1=28/Ø2=70
		MT			23006	Boot Kit	R			gs		L:111/Ø1=17/Ø2=63
		MT			23057	Boot Kit	R			gs		L:115/Ø1=28/Ø2=63
		MT		Trilobe	23369	Boot Kit	R			gs		L:112/Ø1=17/Ø2=80
		MT			23370	Boot Kit	R			gs		L:115/Ø1=27/Ø2=80
		AT3		with bearing	26021	Boot Kit	L			gs		L:88/Ø1=25.8/Ø2=116.5
		AT3			23006	Boot Kit	R			gs		L:111/Ø1=17/Ø2=63
		AT3			23057	Boot Kit	R			gs		L:115/Ø1=28/Ø2=63
		AT3		Trilobe	23369	Boot Kit	R			gs		L:112/Ø1=17/Ø2=80
		AT3			23370	Boot Kit	R			gs		L:115/Ø1=27/Ø2=80
1.6 D (40 kW)	10.84 - 12.96	MT		gear JB0/1	22046	Driveshaft	L				26	L:598/A:21
		MT		gear JB0/1	22045	Driveshaft	R				10	L:710/A:21/K:23
		MT			23007	Boot Kit			ws			L:120/Ø1=28/Ø2=75.5
		MT			23371	Boot Kit			ws			L:86/Ø1=19/Ø2=68
		MT		with bearing	26284	Boot Kit	L			gs		L:88/Ø1=22.8/Ø2=116.5
		MT		with bearing	26285	Boot Kit	L			gs		L:88/Ø1=23.8/Ø2=116.5
		MT		with bearing	26021	Boot Kit	L			gs		L:88/Ø1=25.8/Ø2=116.5
		MT			23006	Boot Kit	R			gs		L:111/Ø1=17/Ø2=63
		MT			23057	Boot Kit	R			gs		L:115/Ø1=28/Ø2=63
		MT		Trilobe	23369	Boot Kit	R			gs		L:112/Ø1=17/Ø2=80
		MT			23370	Boot Kit	R			gs		L:115/Ø1=27/Ø2=80
<b>6</b>												
0.8 (25 kW)	10.69 - 04.80	MT		Ch.-No. 39663 -	22006	Driveshaft	L/R				6	L:700/A:23/D:22
		MT		Ch.-No. 439663 -	21650	Boot Kit			ws			L:105/Ø1=17.5/Ø2=67.5
		MT		Ch.-No. 439663 -	23006	Boot Kit				gs		L:111/Ø1=17/Ø2=63
		MT		Ch.-No. 439663 - , Trilobe	23369	Boot Kit				gs		L:112/Ø1=17/Ø2=80
1.1 (33 kW)	08.70 - 04.87	MT		- 07.84, Ch.-No. 2042 -	22006	Driveshaft	L/R				6	L:700/A:23/D:22
		MT		- 07.84, Ch.-No. 2042 -	21650	Boot Kit			ws			L:105/Ø1=17.5/Ø2=67.5
		MT		- 07.84, Ch.-No. 2042 -	23006	Boot Kit				gs		L:111/Ø1=17/Ø2=63
		MT		- 07.84, Ch.-No. 2042 - , Trilobe	23369	Boot Kit				gs		L:112/Ø1=17/Ø2=80
1.1 (35 kW)	07.71 - 04.80	MT		Ch.-No. 2042 -	22006	Driveshaft	L/R				6	L:700/A:23/D:22
		MT		Ch.-No. 2042 -	21650	Boot Kit			ws			L:105/Ø1=17.5/Ø2=67.5
		MT		Ch.-No. 2042 -	23006	Boot Kit				gs		L:111/Ø1=17/Ø2=63
		MT		Ch.-No. 2042 - , Trilobe	23369	Boot Kit				gs		L:112/Ø1=17/Ø2=80
<b>9</b>												
1.1 / 1.2 / 1.4 / 1.6 D / 1.7	09.81 - 12.88	MT		gear JB0/1/3	22031	Driveshaft	L				26	L:631/A:21
		MT		gear JB4/5	22067	Driveshaft	L				26	L:645/A:21

		MT	gear JB0/1	22033	Driveshaft	R				10	L:740/A:21/K:23
		MT	gear JB3	22048	Driveshaft	R				10	L:740/A:21/K:23
		MT	gear JB4/5	22066	Driveshaft	R				10	L:725/A:21/K:23
		MT		23007	Boot Kit			ws			L:120/Ø1=28/Ø2=75.5
		MT	with bearing	26021	Boot Kit	L			gs		L:88/Ø1=25.8/Ø2=116.5
		MT		23006	Boot Kit	R			gs		L:111/Ø1=17/Ø2=63
		MT	Trilobe	23369	Boot Kit	R			gs		L:112/Ø1=17/Ø2=80
		MT		23091	Boot Kit	R			gs		L:122/Ø1=28/Ø2=70
		MT		23057	Boot Kit	R			gs		L:115/Ø1=28/Ø2=63
		MT		23370	Boot Kit	R			gs		L:115/Ø1=27/Ø2=80
1.4 (50 kW)	09.81 - 12.85	AT3	gear MB1/3	22032	Driveshaft	L				26	L:631/A:21
		AT3	gear MB1/3	22033	Driveshaft	R				10	L:740/A:21/K:23
		AT3		23007	Boot Kit			ws			L:120/Ø1=28/Ø2=75.5
		AT3	with bearing	26021	Boot Kit	L			gs		L:88/Ø1=25.8/Ø2=116.5
		AT3		23006	Boot Kit	R			gs		L:111/Ø1=17/Ø2=63
		AT3		23057	Boot Kit	R			gs		L:115/Ø1=28/Ø2=63
		AT3	Trilobe	23369	Boot Kit	R			gs		L:112/Ø1=17/Ø2=80
		AT3		23370	Boot Kit	R			gs		L:115/Ø1=27/Ø2=80
<b>9 (SOUTH AMERICA)</b>											
9		MT		20356	Joint Kit				ws	27	A:21/F:30/O:46/Z
<b>11</b>											
1.1 / 1.2 / 1.4	03.83 - 12.88	MT	gear JB0/1/3	22031	Driveshaft	L				26	L:631/A:21
		MT	gear JB4/5	22067	Driveshaft	L				26	L:645/A:21
		MT	gear JB0/1	22033	Driveshaft	R				10	L:740/A:21/K:23
		MT	gear JB3	22048	Driveshaft	R				10	L:740/A:21/K:23
		MT	gear JB4/5	22066	Driveshaft	R				10	L:725/A:21/K:23
		MT		23007	Boot Kit			ws			L:120/Ø1=28/Ø2=75.5
		MT	with bearing	26021	Boot Kit	L			gs		L:88/Ø1=25.8/Ø2=116.5
		MT		23006	Boot Kit	R			gs		L:111/Ø1=17/Ø2=63
		MT	Trilobe	23369	Boot Kit	R			gs		L:112/Ø1=17/Ø2=80
		MT		23370	Boot Kit	R			gs		L:115/Ø1=27/Ø2=80
		MT		23057	Boot Kit	R			gs		L:115/Ø1=28/Ø2=63
		MT		23091	Boot Kit	R			gs		L:122/Ø1=28/Ø2=70
1.6 D (40 kW)	08.83 - 12.88	MT	gear JB0/1/3	22031	Driveshaft	L				26	L:631/A:21
		AT3	gear MB1/3	22032	Driveshaft	L				26	L:631/A:21
		MT	gear JB0/1	22033	Driveshaft	R				10	L:740/A:21/K:23
		MT	gear JB3	22048	Driveshaft	R				10	L:740/A:21/K:23
		AT3	gear MB1/3	22033	Driveshaft	R				10	L:740/A:21/K:23
		MT/AT3		23007	Boot Kit			ws			L:120/Ø1=28/Ø2=75.5
		MT/AT3	with bearing	26021	Boot Kit	L			gs		L:88/Ø1=25.8/Ø2=116.5
		MT/AT3		23006	Boot Kit	R			gs		L:111/Ø1=17/Ø2=63
		MT/AT3		23057	Boot Kit	R			gs		L:115/Ø1=28/Ø2=63
		MT/AT3	Trilobe	23369	Boot Kit	R			gs		L:112/Ø1=17/Ø2=80
	08.83 - 12.88	MT/AT3		23370	Boot Kit	R			gs		L:115/Ø1=27/Ø2=80
		MT		23091	Boot Kit	R			gs		L:122/Ø1=28/Ø2=70
1.7 (54-65 kW)	10.83 - 12.88	MT	gear JB3	22031	Driveshaft	L				26	L:631/A:21
		MT	gear JB4/5	22067	Driveshaft	L				26	L:645/A:21
		MT	gear JB3	22048	Driveshaft	R				10	L:740/A:21/K:23
		MT	gear JB4/5	22066	Driveshaft	R				10	L:725/A:21/K:23
		MT		23007	Boot Kit			ws			L:120/Ø1=28/Ø2=75.5

		Transm. MT Manual AT Autom.	with ABS Ring		Part-No.	Description	L Left R Right	F Front R Rear	Wheel Side	Gear Box Side	Pic. No.	Technical Specification  Further details on page I
---	---	---	---------------------	--	----------	-------------	-------------------------	-------------------------	---------------	---------------------	-------------	--

( RENAULT )

( RENAULT )

11												
1.7 (54-65 kW)	10.83 - 12.88	MT		with bearing	26021	Boot Kit	L			gs		L:88/Ø1=25.8/Ø2=116.5
		MT			23091	Boot Kit	R			gs		L:122/Ø1=28/Ø2=70
		MT			23057	Boot Kit	R			gs		L:115/Ø1=28/Ø2=63
		MT			23370	Boot Kit	R			gs		L:115/Ø1=27/Ø2=80
12												
1.3 (37/40/44 kW)	10.69 - 08.80	MT/AT			22007	Driveshaft	L/R				11	L:660/A:20/K:23
		MT/AT			21651	Boot Kit			ws			L:117/Ø1=19/Ø2=75.5
		MT/AT			23006	Boot Kit				gs		L:111/Ø1=17/Ø2=63
		MT/AT			23064	Boot Kit				gs		L:115/Ø1=20/Ø2=70
		MT/AT		Trilobe	23369	Boot Kit				gs		L:112/Ø1=17/Ø2=80
14												
1.2 (42/43 kW)	05.76 - 12.83	MT/AT			22011	Driveshaft	L/R				6	L:740/A:21/D:22
		MT/AT			21651	Boot Kit			ws			L:117/Ø1=19/Ø2=75.5
		MT/AT			21650	Boot Kit			ws			L:105/Ø1=17.5/Ø2=67.5
		MT/AT			23001	Boot Kit				gs		L:166/Ø1=19/with cap
1.4 (44/52 kW)	09.79 - 12.83	MT/AT			22011	Driveshaft	L/R				6	L:740/A:21/D:22
		MT/AT			21651	Boot Kit			ws			L:117/Ø1=19/Ø2=75.5
		MT/AT			21650	Boot Kit			ws			L:105/Ø1=17.5/Ø2=67.5
		MT/AT			23001	Boot Kit				gs		L:166/Ø1=19/with cap
15												
1.3 (44 kW)	03.72 - 10.80	MT			22007	Driveshaft	L/R				11	L:660/A:20/K:23
		MT			21651	Boot Kit			ws			L:117/Ø1=19/Ø2=75.5
		MT			23006	Boot Kit				gs		L:111/Ø1=17/Ø2=63
		MT			23064	Boot Kit				gs		L:115/Ø1=20/Ø2=70
		MT		Trilobe	23369	Boot Kit				gs		L:112/Ø1=17/Ø2=80
1.6 (66 kW)	03.72 - 10.80	MT			22007	Driveshaft	L/R				11	L:660/A:20/K:23
		MT			21651	Boot Kit			ws			L:117/Ø1=19/Ø2=75.5
		MT			23006	Boot Kit				gs		L:111/Ø1=17/Ø2=63
		MT			23064	Boot Kit				gs		L:115/Ø1=20/Ø2=70
		MT		Trilobe	23369	Boot Kit				gs		L:112/Ø1=17/Ø2=80
16												
1.5 (40 kW)	09.65 - 10.75	MT/AT			21652	Boot Kit			ws			L:120/Ø1=32/Ø2=75.5
		MT/AT			23007	Boot Kit			ws			L:120/Ø1=28/Ø2=75.5
		MT/AT			23091	Boot Kit				gs		L:122/Ø1=28/Ø2=70
1.6 TA (52 kW)	01.69 - 08.80	MT/AT		Ch.-No. 585474 -	22016	Driveshaft	L/R				10	L:670/A:20/K:23
		MT/AT			21652	Boot Kit			ws			L:120/Ø1=32/Ø2=75.5
		MT/AT			23007	Boot Kit			ws			L:120/Ø1=28/Ø2=75.5
		MT/AT			23091	Boot Kit				gs		L:122/Ø1=28/Ø2=70
1.6 TL (40/48 kW)	01.71 - 08.80	MT/AT		Ch.-No. 585474 -	22016	Driveshaft	L/R				10	L:670/A:20/K:23

		MT/AT			<b>21652</b>	Boot Kit			ws			L:120/Ø1=32/Ø2=75.5
		MT/AT			<b>23007</b>	Boot Kit			ws			L:120/Ø1=28/Ø2=75.5
		MT/AT			<b>23091</b>	Boot Kit				gs		L:122/Ø1=28/Ø2=70
1.6 TS (61 kW)	09.68 - 08.80	MT/AT		Ch.-No. 585474 -	<b>22016</b>	Driveshaft	L/R				10	L:670/A:20/K:23
		MT/AT			<b>21652</b>	Boot Kit			ws			L:120/Ø1=32/Ø2=75.5
		MT/AT			<b>23007</b>	Boot Kit			ws			L:120/Ø1=28/Ø2=75.5
		MT/AT			<b>23091</b>	Boot Kit				gs		L:122/Ø1=28/Ø2=70
1.6 TX ) (68 kW)	06.74 - 08.80	MT/AT		Ch.-No. 585474 -	<b>22016</b>	Driveshaft	L/R				10	L:670/A:20/K:23
		MT/AT			<b>21652</b>	Boot Kit			ws			L:120/Ø1=32/Ø2=75.5
		MT/AT			<b>23007</b>	Boot Kit			ws			L:120/Ø1=28/Ø2=75.5
		MT/AT			<b>23091</b>	Boot Kit				gs		L:122/Ø1=28/Ø2=70
<b>17</b>												
1.6 (66 kW)	03.72 - 10.80	MT			<b>22007</b>	Driveshaft	L/R				10	L:660/A:20/K:23
		MT			<b>21651</b>	Boot Kit			ws			L:117/Ø1=19/Ø2=75.5
		MT			<b>23006</b>	Boot Kit				gs		L:111/Ø1=17/Ø2=63
		MT			<b>23064</b>	Boot Kit				gs		L:115/Ø1=20/Ø2=70
		MT		Trilobe	<b>23369</b>	Boot Kit				gs		L:112/Ø1=17/Ø2=80
1.6 Gordini (79 kW)	03.74 - 10.80	MT			<b>22007</b>	Driveshaft	L/R				10	L:660/A:20/K:23
		MT			<b>21651</b>	Boot Kit			ws			L:117/Ø1=19/Ø2=75.5
		MT			<b>23006</b>	Boot Kit				gs		L:111/Ø1=17/Ø2=63
		MT			<b>23064</b>	Boot Kit				gs		L:115/Ø1=20/Ø2=70
		MT		Trilobe	<b>23369</b>	Boot Kit				gs		L:112/Ø1=17/Ø2=80
<b>18</b>												
1.4 (47 kW)	04.78 - 07.86	MT		- 07.82	<b>22018</b>	Driveshaft	L/R				10	L:685/A:20/K:23
		MT		08.82 -	<b>22022</b>	Driveshaft	L/R				10	L:695/A:23/K:23
		MT			<b>21651</b>	Boot Kit			ws			L:117/Ø1=19/Ø2=75.5
		MT			<b>23007</b>	Boot Kit			ws			L:120/Ø1=28/Ø2=75.5
		MT			<b>23006</b>	Boot Kit				gs		L:111/Ø1=17/Ø2=63
		MT		08.82 -	<b>23057</b>	Boot Kit				gs		L:115/Ø1=28/Ø2=63
		MT			<b>23064</b>	Boot Kit				gs		L:115/Ø1=20/Ø2=70
		MT			<b>23091</b>	Boot Kit				gs		L:122/Ø1=28/Ø2=70
		MT		Trilobe	<b>23369</b>	Boot Kit				gs		L:112/Ø1=17/Ø2=80
		MT		08.82 -	<b>23370</b>	Boot Kit				gs		L:115/Ø1=27/Ø2=80
1.6 (54 kW)	01.82 - 07.86	MT/AT		- 07.82	<b>22018</b>	Driveshaft	L/R				10	L:685/A:20/K:23
		MT/AT		08.82 -	<b>22022</b>	Driveshaft	L/R				10	L:695/A:23/K:23
		MT/AT			<b>21651</b>	Boot Kit			ws			L:117/Ø1=19/Ø2=75.5
		MT/AT			<b>23007</b>	Boot Kit			ws			L:120/Ø1=28/Ø2=75.5
		MT/AT			<b>23006</b>	Boot Kit				gs		L:111/Ø1=17/Ø2=63
		MT/AT		08.82 -	<b>23057</b>	Boot Kit				gs		L:115/Ø1=28/Ø2=63
		MT/AT			<b>23064</b>	Boot Kit				gs		L:115/Ø1=20/Ø2=70
		MT/AT			<b>23091</b>	Boot Kit				gs		L:122/Ø1=28/Ø2=70
		MT/AT		Trilobe	<b>23369</b>	Boot Kit				gs		L:112/Ø1=17/Ø2=80
		MT/AT		08.82 -	<b>23370</b>	Boot Kit				gs		L:115/Ø1=27/Ø2=80
1.6 (58 kW)	04.78 - 09.82	MT/AT			<b>22018</b>	Driveshaft	L/R				10	L:685/A:20/K:23
		MT/AT			<b>21651</b>	Boot Kit			ws			L:117/Ø1=19/Ø2=75.5
		MT/AT			<b>23007</b>	Boot Kit			ws			L:120/Ø1=28/Ø2=75.5
		MT/AT			<b>23064</b>	Boot Kit				gs		L:115/Ø1=20/Ø2=70
		MT/AT			<b>23091</b>	Boot Kit				gs		L:122/Ø1=28/Ø2=70
		MT/AT			<b>23006</b>	Boot Kit				gs		L:111/Ø1=17/Ø2=63
		MT/AT		Trilobe	<b>23369</b>	Boot Kit				gs		L:112/Ø1=17/Ø2=80

		Transm.	with ABS Ring		Part-No.	Description	L	F	Wheel Side	Gear Box Side	Pic. No.	Technical Specification  Further details on page I
		MT Manual AT Autom.					Left R Right	Front R Rear				

( RENAULT )

( RENAULT )

18													
1.6 TS (71 kW)	05.82 - 07.86	MT			22022	Driveshaft	L/R				10	L:695/A:23/K:23	
		MT			21651	Boot Kit			ws			L:117/Ø1=19/Ø2=75.5	
		MT			23007	Boot Kit			ws			L:120/Ø1=28/Ø2=75.5	
		MT			23006	Boot Kit					gs		L:111/Ø1=17/Ø2=63
		MT			23057	Boot Kit					gs		L:115/Ø1=28/Ø2=63
		MT			23064	Boot Kit					gs		L:115/Ø1=20/Ø2=70
		MT			23091	Boot Kit					gs		L:122/Ø1=28/Ø2=70
		MT		Trilobe	23369	Boot Kit					gs		L:112/Ø1=17/Ø2=80
		MT			23370	Boot Kit				gs		L:115/Ø1=27/Ø2=80	
1.6 Turbo (80/82/92 kW)	10.80 - 07.86	MT			22025	Driveshaft	L/R				10	L:695/A:23/K:23	
		MT			23040	Boot Kit			ws			L:83/Ø1=22/Ø2=84	
		MT			23090	Boot Kit				gs		L:115/Ø1=24/Ø2=74	
2.1 Diesel (49/53 kW)	05.79 - 07.86	MT		- 07.82	22018	Driveshaft	L/R				10	L:685/A:20/K:23	
		MT		08.82 -	22022	Driveshaft	L/R				10	L:695/A:23/K:23	
		MT			21651	Boot Kit			ws			L:117/Ø1=19/Ø2=75.5	
		MT			23007	Boot Kit			ws			L:120/Ø1=28/Ø2=75.5	
		MT			23006	Boot Kit					gs		L:111/Ø1=17/Ø2=63
		MT		08.82 -	23057	Boot Kit					gs		L:115/Ø1=28/Ø2=63
		MT			23064	Boot Kit					gs		L:115/Ø1=20/Ø2=70
		MT			23091	Boot Kit					gs		L:122/Ø1=28/Ø2=70
		MT		Trilobe	23369	Boot Kit				gs		L:112/Ø1=17/Ø2=80	
		MT		08.82 -	23370	Boot Kit				gs		L:115/Ø1=27/Ø2=80	
19 I													
1.2 / 1.4 / 1.7	01.88 - 12.92	MT		gear JB0/1/3	22069	Driveshaft	L				26	L:638/A:21	
		MT		gear JB4/5	22071	Driveshaft	L				26	L:651/A:21	
		AT3		gear MB1/3	22072	Driveshaft	L				26	L:640/A:21	
		MT		gear JB0/1/3	22068	Driveshaft	R				10	L:740/A:21/K:23	
		MT		gear JB4/5	22070	Driveshaft	R				10	L:730/A:21/K:23	
		AT3		gear MB1/3	22068	Driveshaft	R				10	L:740/A:21/K:23	
		MT/AT3			23007	Boot Kit				ws			L:120/Ø1=28/Ø2=75.5
		MT/AT3		TPE boot	23129	Boot Kit				ws			L:126/Ø1=26.5/Ø2=82
		MT/AT3		with bearing	26021	Boot Kit	L				gs		L:88/Ø1=25.8/Ø2=116.5
		MT/AT3			23057	Boot Kit	R				gs		L:115/Ø1=28/Ø2=63
		MT/AT3			23370	Boot Kit	R			gs		L:115/Ø1=27/Ø2=80	
1.8 16V (99/101 kW)	06.89 - 04.92	MT			21096	Joint Kit				ws		A:21/F:25/O:56.3/Z	
		MT			23040	Boot Kit				ws		L:83/Ø1=22/Ø2=84	
1.9 D (47/48 kW)	01.88 - 12.92	MT		gear JB0/1/3	22069	Driveshaft	L				26	L:638/A:21	
		MT		gear JB0/1/3	22068	Driveshaft	R				10	L:740/A:21/K:23	
		MT			23007	Boot Kit				ws		L:120/Ø1=28/Ø2=75.5	
		MT		TPE boot	23129	Boot Kit				ws		L:126/Ø1=26.5/Ø2=82	
		MT		with bearing	26021	Boot Kit	L				gs		L:88/Ø1=25.8/Ø2=116.5

		MT			23057	Boot Kit	R			gs		L:115/Ø1=28/Ø2=63
		MT			23370	Boot Kit	R			gs		L:115/Ø1=27/Ø2=80
<b>19 II</b>												
1.2 / 1.4 / 1.7	01.92 - 06.96	MT		gear JB0/1/3	22069	Driveshaft	L				26	L:638/A:21
		MT		gear JB4/5	22071	Driveshaft	L				26	L:651/A:21
		AT3		gear MB1/3	22072	Driveshaft	L				26	L:640/A:21
		MT		gear JB0/1/3	22068	Driveshaft	R				10	L:740/A:21/K:23
		MT		gear JB4/5	22070	Driveshaft	R				10	L:730/A:21/K:23
		AT3		gear MB1/3	22068	Driveshaft	R				10	L:740/A:21/K:23
		MT/AT3			23007	Boot Kit			ws			L:120/Ø1=28/Ø2=75.5
		MT/AT3		TPE boot	23129	Boot Kit			ws			L:126/Ø1=26.5/Ø2=82
		MT/AT3		with bearing	26021	Boot Kit	L			gs		L:88/Ø1=25.8/Ø2=116.5
		MT/AT3			23057	Boot Kit	R			gs		L:115/Ø1=28/Ø2=63
		MT/AT3			23370	Boot Kit	R			gs		L:115/Ø1=27/Ø2=80
1.8	01.92 - 06.96	MT		gear JB0/1/3	22069	Driveshaft	L				26	L:638/A:21
		MT		gear JB4/5	22071	Driveshaft	L				26	L:651/A:21
		AT3		gear MB1/3	22072	Driveshaft	L				26	L:640/A:21
		MT		gear JB0/1/3	22068	Driveshaft	R				10	L:740/A:21/K:23
		MT		gear JB4/5	22070	Driveshaft	R				10	L:730/A:21/K:23
		AT3		gear MB1/3	22068	Driveshaft	R				10	L:740/A:21/K:23
		MT/AT3			21096	Joint Kit			ws		27	A:21/F:25/O:56.3/Z
		MT/AT3			23040	Boot Kit			ws			L:83/Ø1=22/Ø2=84
		MT/AT3			23007	Boot Kit			ws			L:120/Ø1=28/Ø2=75.5
		MT/AT3		TPE boot	23129	Boot Kit			ws			L:126/Ø1=26.5/Ø2=82
		MT/AT3		with bearing	26021	Boot Kit	L			gs		L:88/Ø1=25.8/Ø2=116.5
		MT/AT3			23057	Boot Kit	R			gs		L:115/Ø1=28/Ø2=63
		MT/AT3			23370	Boot Kit	R			gs		L:115/Ø1=27/Ø2=80
1.9 D (47/48 kW)	03.92 - 12.95	MT		gear JB0/1/3	22069	Driveshaft	L				26	L:638/A:21
		MT		gear JB0/1/3	22068	Driveshaft	R				10	L:740/A:21/K:23
		MT			23007	Boot Kit			ws			L:120/Ø1=28/Ø2=75.5
		MT		TPE boot	23129	Boot Kit			ws			L:126/Ø1=26.5/Ø2=82
		MT		with bearing	26021	Boot Kit	L			gs		L:88/Ø1=25.8/Ø2=116.5
		MT			23057	Boot Kit	R			gs		L:115/Ø1=28/Ø2=63
		MT			23370	Boot Kit	R			gs		L:115/Ø1=27/Ø2=80
1.9 TD (66/68 kW)	03.92 - 12.95	MT		gear JC5	22069	Driveshaft	L				26	L:638/A:21
		MT		gear JC5	22068	Driveshaft	R				10	L:740/A:21/K:23
		MT			21096	Joint Kit			ws		27	A:21/F:25/O:56.3/Z
		MT			23040	Boot Kit			ws			L:83/Ø1=22/Ø2=84
		MT			23007	Boot Kit			ws			L:120/Ø1=28/Ø2=75.5
		MT		TPE boot	23129	Boot Kit			ws			L:126/Ø1=26.5/Ø2=82
		MT		with bearing	26021	Boot Kit	L			gs		L:88/Ø1=25.8/Ø2=116.5
		MT			23057	Boot Kit	R			gs		L:115/Ø1=28/Ø2=63
		MT			23370	Boot Kit	R			gs		L:115/Ø1=27/Ø2=80
<b>20</b>												
1.6 (66 kW)	10.75 - 05.77	MT/AT			23007	Boot Kit			ws			L:120/Ø1=28/Ø2=75.5
		MT/AT			23091	Boot Kit				gs		L:122/Ø1=28/Ø2=70
1.6 (71 kW)	05.77 - 12.83	MT		Ch.-No. 187001 -	22023	Driveshaft	L/R				10	L:710/A:23/K:23
		MT		Ch.-No. 187000	23007	Boot Kit			ws			L:120/Ø1=28/Ø2=75.5
		MT		Ch.-No. 187001 -	21651	Boot Kit			ws			L:117/Ø1=19/Ø2=75.5
		MT		Ch.-No. 187001 -	21652	Boot Kit			ws			L:120/Ø1=32/Ø2=75.5

		Transm.	with ABS Ring		Part-No.	Description	L	F	Wheel Side	Gear Box Side	Pic. No.	Technical Specification  Further details on page I
		MT Manual AT Autom.					Left R Right	Front R Rear				

( RENAULT )

( RENAULT )

20												
1.6 (71 kW)	05.77 - 12.83	MT		Ch.-No. - 187000	23091	Boot Kit				gs		L:122/Ø1=28/Ø2=70
		MT		Ch.-No. 187001 -	23064	Boot Kit				gs		L:115/Ø1=20/Ø2=70
2.0 (80 kW)	10.77 - 10.80	MT			23040	Boot Kit			ws			L:83/Ø1=22/Ø2=84
		MT			23089	Boot Kit			ws			L:124/Ø1=23/Ø2=83
		MT			23090	Boot Kit				gs		L:115/Ø1=24/Ø2=74
2.0 (76 kW)	10.80 - 12.83	MT			22026	Driveshaft	L/R				10	L:715/A:23/K:23
		MT/AT			23040	Boot Kit			ws			L:83/Ø1=22/Ø2=84
		MT/AT			23090	Boot Kit				gs		L:115/Ø1=24/Ø2=74
2.1 Diesel (47 kW)	10.80 - 12.83	MT			22023	Driveshaft	L/R				10	L:710/A:23/K:23
		MT			21651	Boot Kit			ws			L:117/Ø1=19/Ø2=75.5
		MT			21652	Boot Kit			ws			L:120/Ø1=32/Ø2=75.5
		MT			23064	Boot Kit				gs		L:115/Ø1=20/Ø2=70
2.2 (85 kW)	10.80 - 12.83	MT			22026	Driveshaft	L/R				10	L:715/A:23/K:23
		MT/AT			23040	Boot Kit			ws			L:83/Ø1=22/Ø2=84
		MT/AT			23090	Boot Kit				gs		L:115/Ø1=24/Ø2=74
21												
1.4 / 1.7	03.86 - 04.95	MT		gear JB0/1/3	22064	Driveshaft	L				26	L:645/A:21
		MT		gear JB0/1/3	22063	Driveshaft	R				10	L:745/A:21/K:23
		MT			23007	Boot Kit			ws			L:120/Ø1=28/Ø2=75.5
		MT		with bearing	26021	Boot Kit	L			gs		L:88/Ø1=25.8/Ø2=116.5
		MT			23057	Boot Kit	R			gs		L:115/Ø1=28/Ø2=63
		MT			23370	Boot Kit	R			gs		L:115/Ø1=27/Ø2=80
1.9 D (47 kW)	03.86 - 08.94	MT		gear JB0/1/3	22064	Driveshaft	L				26	L:645/A:21
		MT		gear JB0/1/3	22063	Driveshaft	R				10	L:745/A:21/K:23
		MT			23007	Boot Kit			ws			L:120/Ø1=28/Ø2=75.5
		MT		with bearing	26021	Boot Kit	L			gs		L:88/Ø1=25.8/Ø2=116.5
		MT			23057	Boot Kit	R			gs		L:115/Ø1=28/Ø2=63
		MT			23370	Boot Kit	R			gs		L:115/Ø1=27/Ø2=80
2.0 (75-90 kW)	03.86 - 06.94	MT/AT		gear NG7/9, MJ3	22074	Driveshaft	L/R				10	L:715/A:23/K:23
		MT/AT	x	gear NG9, MJ3	22130	Driveshaft	L/R				10	L:715/A:23/K:23/ABS:92
		MT/AT		ABS seat prepared (Ø 75)	20357	Joint Kit			ws		27	A:23/F:25/O:56.5/Z
		MT/AT			23040	Boot Kit			ws			L:83/Ø1=22/Ø2=84
		MT/AT			23090	Boot Kit				gs		L:115/Ø1=24/Ø2=74
2.0 4X4 (88/99 kW)	03.89 - 02.94	MT/AT		gear NG7/9, MJ3	22074	Driveshaft	L/R	F			10	L:715/A:23/K:23
		MT/AT	x	gear NG9, MJ3	22130	Driveshaft	L/R	F			10	L:715/A:23/K:23/ABS:92
		MT/AT		ABS seat prepared (Ø 75)	20357	Joint Kit		F	ws		27	A:23/F:25/O:56.5/Z
		MT/AT			23040	Boot Kit		F	ws			L:83/Ø1=22/Ø2=84
		MT/AT			23090	Boot Kit		F		gs		L:115/Ø1=24/Ø2=74
2.0 Turbo (129 kW)	04.87 - 03.90	MT		gear UN1/7	22075	Driveshaft	L/R				10	L:715/A:23/K:27
		MT			23040	Boot Kit			ws			L:83/Ø1=22/Ø2=84
		MT			23090	Boot Kit				gs		L:115/Ø1=24/Ø2=74



2.0 Turbo 4x4 (129 kW)	08.89 - 10.93	MT		gear UN1/7	<b>22075</b>	Driveshaft	L/R	F			10	L:715/A:23/K:27	
		MT			<b>23040</b>	Boot Kit		F	ws		10	L:83/Ø1=22/Ø2=84	
		MT			<b>23090</b>	Boot Kit		F		gs		L:115/Ø1=24/Ø2=74	
2.1 D (49-53 kW)	06.86 - 09.95	MT/AT		gear NG7/9, MJ3	<b>22074</b>	Driveshaft	L/R				10	L:715/A:23/K:23	
		MT/AT	x	gear NG9, MJ3	<b>22130</b>	Driveshaft	L/R				10	L:715/A:23/K:23/ABS:92	
		MT/AT		ABS seat prepared (Ø 75)	<b>20357</b>	Joint Kit				ws		27	A:23/F:25/O:56.5/Z
		MT/AT			<b>23040</b>	Boot Kit				ws			L:83/Ø1=22/Ø2=84
		MT/AT			<b>23090</b>	Boot Kit					gs		L:115/Ø1=24/Ø2=74
2.1 D 4X4 (48 kW)	10.88 - 05.92	MT/AT		gear NG7/9, MJ3	<b>22074</b>	Driveshaft	L/R	F			10	L:715/A:23/K:23	
		MT/AT	x	gear NG9, MJ3	<b>22130</b>	Driveshaft	L/R	F			10	L:715/A:23/K:23/ABS:92	
		MT/AT		ABS seat prepared (Ø 75)	<b>20357</b>	Joint Kit		F	ws		27	A:23/F:25/O:56.5/Z	
		MT/AT			<b>23040</b>	Boot Kit		F	ws				L:83/Ø1=22/Ø2=84
		MT/AT			<b>23090</b>	Boot Kit		F		gs			L:115/Ø1=24/Ø2=74
2.1 Turbo-D (65 kW)	09.89 - 06.94	MT		gear NG7/9, MJ3	<b>22074</b>	Driveshaft	L/R				10	L:715/A:23/K:23	
		MT	x	gear NG9, MJ3	<b>22130</b>	Driveshaft	L/R				10	L:715/A:23/K:23/ABS:92	
		MT		ABS seat prepared (Ø 75)	<b>20357</b>	Joint Kit			ws		27	A:23/F:25/O:56.5/Z	
		MT			<b>23040</b>	Boot Kit			ws				L:83/Ø1=22/Ø2=84
		MT			<b>23090</b>	Boot Kit				gs			L:115/Ø1=24/Ø2=74
2.2 (79 kW)	07.86 - 02.94	MT/AT		gear NG7/9, MJ3	<b>22074</b>	Driveshaft	L/R				10	L:715/A:23/K:23	
		MT/AT	x	gear NG9, MJ3	<b>22130</b>	Driveshaft	L/R				10	L:715/A:23/K:23/ABS:92	
		MT/AT		ABS seat prepared (Ø 75)	<b>20357</b>	Joint Kit			ws		27	A:23/F:25/O:56.5/Z	
		MT/AT			<b>23040</b>	Boot Kit			ws				L:83/Ø1=22/Ø2=84
		MT/AT			<b>23090</b>	Boot Kit				gs			L:115/Ø1=24/Ø2=74
2.2 4X4 (79 kW)	07.90 - 06.94	MT/AT		gear NG7/9, MJ3	<b>22074</b>	Driveshaft	L/R	F			10	L:715/A:23/K:23	
		MT/AT	x	gear NG9, MJ3	<b>22130</b>	Driveshaft	L/R	F			10	L:715/A:23/K:23/ABS:92	
		MT/AT		ABS seat prepared (Ø 75)	<b>20357</b>	Joint Kit		F	ws		27	A:23/F:25/O:56.5/Z	
		MT/AT			<b>23040</b>	Boot Kit		F	ws				L:83/Ø1=22/Ø2=84
		MT/AT			<b>23090</b>	Boot Kit		F		gs			L:115/Ø1=24/Ø2=74
<b>25</b>													
2.0 (74 kW)	04.84 - 12.92	MT/AT		gear NG3/ MJ3	<b>22050</b>	Driveshaft	L/R				10	L:730/A:23/K:23	
		MT	x	gear UN1	<b>22051</b>	Driveshaft	L/R				10	L:730/A:23/K:27/ABS:48	
		MT	x	gear NG3/MJ3	<b>22131</b>	Driveshaft	L/R				10	L:730/A:23/K:23/ABS:48	
		MT			<b>23040</b>	Boot Kit			ws				L:83/Ø1=22/Ø2=84
		MT			<b>23107</b>	Boot Kit			ws				L:97/Ø1=23/Ø2=83
		MT			<b>23090</b>	Boot Kit				gs			L:115/Ø1=24/Ø2=74
2.1 Diesel (46 kW)	04.84 - 05.89	MT		gear NG3	<b>22050</b>	Driveshaft	L/R				10	L:730/A:23/K:23	
		MT		gear NG1	<b>22056</b>	Driveshaft	L/R				10	L:730/A:23/K:23	
		MT	x	gear NG3	<b>22131</b>	Driveshaft	L/R				10	L:730/A:23/K:23/ABS:48	
		MT			<b>23007</b>	Boot Kit			ws				L:120/Ø1=28/Ø2=75.5
		MT			<b>23040</b>	Boot Kit			ws				L:83/Ø1=22/Ø2=84
		MT			<b>23107</b>	Boot Kit			ws				L:97/Ø1=23/Ø2=83
		MT			<b>23091</b>	Boot Kit				gs			L:122/Ø1=28/Ø2=70
2.1 Turbo-D (63 kW)	04.84 - 12.92	MT		gear NG3	<b>22050</b>	Driveshaft	L/R				10	L:730/A:23/K:23	
		MT		gear NG1	<b>22056</b>	Driveshaft	L/R				10	L:730/A:23/K:23	
		MT	x	gear NG3	<b>22131</b>	Driveshaft	L/R				10	L:730/A:23/K:23/ABS:48	
		MT			<b>23007</b>	Boot Kit			ws				L:120/Ø1=28/Ø2=75.5
		MT			<b>23040</b>	Boot Kit			ws				L:83/Ø1=22/Ø2=84
		MT			<b>23107</b>	Boot Kit			ws				L:97/Ø1=23/Ø2=83
		MT			<b>23091</b>	Boot Kit				gs			L:122/Ø1=28/Ø2=70
2.0 Turbo 4x4 (129 kW)	08.89 - 10.93	MT		gear UN1/7	<b>22075</b>	Driveshaft	L/R	F			10	L:715/A:23/K:27	
		MT			<b>23040</b>	Boot Kit		F	ws		10	L:83/Ø1=22/Ø2=84	
		MT			<b>23090</b>	Boot Kit		F		gs		L:115/Ø1=24/Ø2=74	
		MT			<b>23040</b>	Boot Kit		F	ws		27	A:23/F:25/O:56.5/Z	
		MT			<b>23090</b>	Boot Kit		F		gs		L:115/Ø1=24/Ø2=74	

		Transm.	with ABS Ring		Part-No.	Description	L Left R Right	F Front R Rear	Wheel Side	Gear Box Side	Pic. No.	Technical Specification  Further details on page I
		MT Manual AT Autom.										

( RENAULT )

( RENAULT )

25													
2.2 (79/89/91 kW)	04.84 - 12.92	MT		gear NG3	22050	Driveshaft	L/R				10	L:730/A:23/K:23	
		MT		gear UN1	22058	Driveshaft	L/R				10	L:730/A:23/K:27	
		MT	x	gear NG3	22131	Driveshaft	L/R				10	L:730/A:23/K:23/ABS:48	
		MT	x	gear UN1	22051	Driveshaft	L/R				10	L:730/A:23/K:27/ABS:48	
		AT		gear 141	22058	Driveshaft	L/R				10	L:730/A:23/K:27	
		AT	x	gear 141	22051	Driveshaft	L/R				10	L:730/A:23/K:27/ABS:48	
		MT			23040	Boot Kit			ws				L:83/Ø1=22/Ø2=84
		MT			23107	Boot Kit			ws				L:97/Ø1=23/Ø2=83
		MT			23090	Boot Kit					gs		L:115/Ø1=24/Ø2=74
2.4 V6 Turbo (133 kW)	10.84 - 05.90	MT		gear UN1	22058	Driveshaft	L/R				10	L:730/A:23/K:27	
		MT	x	gear UN1	22051	Driveshaft	L/R				10	L:730/A:23/K:27/ABS:48	
		MT			23040	Boot Kit			ws			L:83/Ø1=22/Ø2=84	
		MT			23107	Boot Kit			ws			L:97/Ø1=23/Ø2=83	
		MT			23090	Boot Kit				gs		L:115/Ø1=24/Ø2=74	
2.7 V6 Injection (104 kW)	04.84 - 08.89	MT		gear UN1	22058	Driveshaft	L/R				10	L:730/A:23/K:27	
		MT	x	gear UN1	22051	Driveshaft	L/R				10	L:730/A:23/K:27/ABS:48	
		MT			23040	Boot Kit			ws			L:83/Ø1=22/Ø2=84	
		MT			23107	Boot Kit			ws			L:97/Ø1=23/Ø2=83	
		MT			23090	Boot Kit				gs		L:115/Ø1=24/Ø2=74	
2.8 V6 (115 kW)	06.87 - 02.90	MT		gear UN1	22058	Driveshaft	L/R				10	L:730/A:23/K:27	
		MT	x	gear UN1	22051	Driveshaft	L/R				10	L:730/A:23/K:27/ABS:48	
		MT			23040	Boot Kit			ws			L:83/Ø1=22/Ø2=84	
		MT			23107	Boot Kit			ws			L:97/Ø1=23/Ø2=83	
		MT			23090	Boot Kit				gs		L:115/Ø1=24/Ø2=74	
2.8 V6 Injection (100/110 kW)	06.86 - 12.92	MT		gear UN1	22058	Driveshaft	L/R				10	L:730/A:23/K:27	
		MT	x	gear UN1	22051	Driveshaft	L/R				10	L:730/A:23/K:27/ABS:48	
		MT			23040	Boot Kit			ws			L:83/Ø1=22/Ø2=84	
		MT			23107	Boot Kit			ws			L:97/Ø1=23/Ø2=83	
		MT			23090	Boot Kit				gs		L:115/Ø1=24/Ø2=74	
30													
2.1 Turbo-D (63 kW)	02.82 - 03.86	MT			22026	Driveshaft	L/R				10	L:715/A:23/K:23	
		MT			23040	Boot Kit			ws			L:83/Ø1=22/Ø2=84	
		MT			23089	Boot Kit			ws			L:124/Ø1=23/Ø2=83	
		MT			23090	Boot Kit				gs		L:115/Ø1=24/Ø2=74	
2.6 TS (94 kW)	07.78 - 01.84	MT		- 07.80	23040	Boot Kit			ws			L:83/Ø1=22/Ø2=84	
		MT		- 07.80	23089	Boot Kit			ws			L:124/Ø1=23/Ø2=83	
		MT		- 07.80	23090	Boot Kit				gs		L:115/Ø1=24/Ø2=74	
2.6 TX (105 kW)	10.78 - 12.83	MT		- 07.80	23040	Boot Kit			ws			L:83/Ø1=22/Ø2=84	
		MT		- 07.80	23089	Boot Kit			ws			L:124/Ø1=23/Ø2=83	
		MT		- 07.80	23090	Boot Kit				gs		L:115/Ø1=24/Ø2=74	

CLIO I												
1.1 / 1.2	01.91 - 09.98	MT	gear JB0/1	22088	Driveshaft	L					26	L:608/A:21
		MT	gear JB4/5	22085	Driveshaft	L					26	L:619/A:21
		MT	gear JB0/1	22083	Driveshaft	R					10	L:710/A:21/K:23
		MT	gear JB4/5	22086	Driveshaft	R					10	L:700/A:21/K:23
		MT		21096	Joint Kit			ws			27	A:21/F:25/O:56.3/Z
		MT	gear JB4/5	23040	Boot Kit			ws				L:83/Ø1=22/Ø2=84
		MT	TPE boot	23004	Boot Kit			ws				L:135/Ø1=34/Ø2=72
		MT	TPE boot	23005	Boot Kit			ws				L:152/Ø1=34/Ø2=81
		MT	TPE boot	23129	Boot Kit			ws				L:126/Ø1=26.5/Ø2=82
		MT	with bearing	26284	Boot Kit	L			gs			L:88/Ø1=22.8/Ø2=116.5
		MT	with bearing	26285	Boot Kit	L			gs			L:88/Ø1=23.8/Ø2=116.5
		MT	with bearing	26021	Boot Kit	L			gs			L:88/Ø1=25.8/Ø2=116.5
		MT		23006	Boot Kit	R			gs			L:111/Ø1=17/Ø2=63
		MT	Trilobe	23369	Boot Kit	R			gs			L:112/Ø1=17/Ø2=80
		MT		23057	Boot Kit	R			gs			L:115/Ø1=28/Ø2=63
MT		23370	Boot Kit	R			gs			L:115/Ø1=27/Ø2=80		
1.2 (44 kW)	05.90 - 03.96	MT	gear JB0/1	22088	Driveshaft	L					26	L:608/A:21
		MT	gear JB4/5	22085	Driveshaft	L					26	L:619/A:21
		MT	gear JB0/1	22083	Driveshaft	R					10	L:710/A:21/K:23
		MT	gear JB4/5	22086	Driveshaft	R					10	L:700/A:21/K:23
1.4 (58/59 kW)	01.91 - 09.98	MT	gear JB0/1	22088	Driveshaft	L					26	L:608/A:21
		AT3		22087	Driveshaft	L					26	L:608/A:21
		MT	gear JB0/1	22083	Driveshaft	R					10	L:710/A:21/K:23
		AT3		22082	Driveshaft	R					10	L:710/A:21/K:23
		MT		21096	Joint Kit			ws			27	A:21/F:25/O:56.3/Z
		MT	gear JB1/3	23040	Boot Kit			ws				L:83/Ø1=22/Ø2=84
		MT	TPE boot	23004	Boot Kit			ws				L:135/Ø1=34/Ø2=72
		AT3	TPE boot	23005	Boot Kit			ws				L:152/Ø1=34/Ø2=81
		MT	TPE boot	23129	Boot Kit			ws				L:126/Ø1=26.5/Ø2=82
		MT	with bearing	26021	Boot Kit	L			gs			L:88/Ø1=25.8/Ø2=116.5
		MT	with bearing	26284	Boot Kit	L			gs			L:88/Ø1=22.8/Ø2=116.5
		MT	with bearing	26285	Boot Kit	L			gs			L:88/Ø1=23.8/Ø2=116.5
		AT3	with bearing	26021	Boot Kit	L			gs			L:88/Ø1=25.8/Ø2=116.5
		MT	Trilobe	23369	Boot Kit	R			gs			L:112/Ø1=17/Ø2=80
		MT		23006	Boot Kit	R			gs			L:111/Ø1=17/Ø2=63
AT3		23057	Boot Kit	R			gs			L:115/Ø1=28/Ø2=63		
AT3		23370	Boot Kit	R			gs			L:115/Ø1=27/Ø2=80		
1.7 (68 kW)	01.91 - 12.93	MT	gear JB1/3	22084	Driveshaft	L					26	L:608/A:21
		MT	gear JB1/3	22082	Driveshaft	R					10	L:710/A:21/K:23
		MT		21096	Joint Kit			ws			27	A:21/F:25/O:56.3/Z
		MT		23040	Boot Kit			ws				L:83/Ø1=22/Ø2=84
		MT	TPE boot	23005	Boot Kit			ws				L:152/Ø1=34/Ø2=81
		MT	with bearing	26021	Boot Kit	L			gs			L:88/Ø1=25.8/Ø2=116.5
		MT	with bearing	26284	Boot Kit	L			gs			L:88/Ø1=22.8/Ø2=116.5
		MT	with bearing	26285	Boot Kit	L			gs			L:88/Ø1=23.8/Ø2=116.5
		MT		23057	Boot Kit	R			gs			L:115/Ø1=28/Ø2=63
MT		23370	Boot Kit	R			gs			L:115/Ø1=27/Ø2=80		

		Transm.	with ABS Ring		Part-No.	Description	L	F	Wheel Side	Gear Box Side	Pic. No.	Technical Specification  Further details on page I
		MT Manual AT Autom.					Left R	Front R				

( RENAULT )

( RENAULT )

CLIO I												
1.8 (70 kW)	01.91 - 09.98	MT	gear JB1/3	22084	Driveshaft	L					26	L:608/A:21
		MT		22082	Driveshaft	R				10	L:710/A:21/K:23	
		MT		21096	Joint Kit			ws		27	A:21/F:25/O:56.3/Z	
		MT		23040	Boot Kit			ws			L:83/Ø1=22/Ø2=84	
		MT		23005	Boot Kit			ws			L:152/Ø1=34/Ø2=81	
		MT		26021	Boot Kit	L			gs		L:88/Ø1=25.8/Ø2=116.5	
		MT		26284	Boot Kit	L			gs		L:88/Ø1=22.8/Ø2=116.5	
		MT		26285	Boot Kit	L			gs		L:88/Ø1=23.8/Ø2=116.5	
		MT		23057	Boot Kit	R			gs		L:115/Ø1=28/Ø2=63	
MT	23370	Boot Kit	R			gs		L:115/Ø1=27/Ø2=80				
1.8 (65/66 kW)	01.91 - 09.98	MT	gear JB1/3	22084	Driveshaft	L					26	L:608/A:21
		MT		22082	Driveshaft	R				10	L:710/A:21/K:23	
		MT		21096	Joint Kit			ws		27	A:21/F:25/O:56.3/Z	
		MT		23040	Boot Kit			ws			L:83/Ø1=22/Ø2=84	
		MT		23005	Boot Kit			ws			L:152/Ø1=34/Ø2=81	
		MT		26021	Boot Kit	L			gs		L:88/Ø1=25.8/Ø2=116.5	
		MT		26284	Boot Kit	L			gs		L:88/Ø1=22.8/Ø2=116.5	
		MT		26285	Boot Kit	L			gs		L:88/Ø1=23.8/Ø2=116.5	
		MT		23057	Boot Kit	R			gs		L:115/Ø1=28/Ø2=63	
MT	23370	Boot Kit	R			gs		L:115/Ø1=27/Ø2=80				
1.8 16V (99 kW)	08.91 - 06.94	MT	gear JB3	21096	Joint Kit				ws		27	A:21/F:25/O:56.3/Z
		MT		23040	Boot Kit			ws			L:83/Ø1=22/Ø2=84	
1.8 Rsi (79/80 kW)	01.93 - 09.98	MT	gear JB1/3	22084	Driveshaft	L					26	L:608/A:21
		MT		22082	Driveshaft	R				10	L:710/A:21/K:23	
		MT		21096	Joint Kit			ws		27	A:21/F:25/O:56.3/Z	
		MT		23040	Boot Kit			ws			L:83/Ø1=22/Ø2=84	
		MT		23005	Boot Kit			ws			L:152/Ø1=34/Ø2=81	
		MT		26021	Boot Kit	L			gs		L:88/Ø1=25.8/Ø2=116.5	
		MT		26284	Boot Kit	L			gs		L:88/Ø1=22.8/Ø2=116.5	
		MT		26285	Boot Kit	L			gs		L:88/Ø1=23.8/Ø2=116.5	
		MT		23057	Boot Kit	R			gs		L:115/Ø1=28/Ø2=63	
MT	23370	Boot Kit	R			gs		L:115/Ø1=27/Ø2=80				
1.9 D (47/48 kW)	01.91 - 09.98	MT	gear JB1/3	22084	Driveshaft	L					26	L:608/A:21
		MT		22082	Driveshaft	R				10	L:710/A:21/K:23	
		MT		21096	Joint Kit			ws		27	A:21/F:25/O:56.3/Z	
		MT		23040	Boot Kit			ws			L:83/Ø1=22/Ø2=84	
		MT		23005	Boot Kit			ws			L:152/Ø1=34/Ø2=81	
		MT		26021	Boot Kit	L			gs		L:88/Ø1=25.8/Ø2=116.5	
		MT		26284	Boot Kit	L			gs		L:88/Ø1=22.8/Ø2=116.5	
		MT		26285	Boot Kit	L			gs		L:88/Ø1=23.8/Ø2=116.5	
MT	23057	Boot Kit	R			gs		L:115/Ø1=28/Ø2=63				

		MT			<b>23370</b>	Boot Kit	R		gs		L:115/Ø1=27/Ø2=80
Williams (108 kW)	01.94 - 09.98	MT			<b>21096</b>	Joint Kit		ws		27	A:21/F:25/O:56.3/Z
		MT			<b>23040</b>	Boot Kit		ws			L:83/Ø1=22/Ø2=84
<b>CLIO II</b>											
1.1/1.2 (43 kW)	02.98 - 05.05	MT		gear JB1/3	<b>21061</b>	Driveshaft	L			26	L:625/A:21/Ø Tripodroller:30
		MT	x	gear JB1/3, shaft with bar	<b>21066</b>	Driveshaft	L			26	L:625/A:21/ABS:26/Ø Tripodroller:30
		MT	x	10.02 -	<b>24377</b>	Driveshaft	L				L:630/A:21/ABS:44/Ø Tripodroller:30
		MT		- 06.98, gear JB1/3, shaft with bar	<b>21062</b>	Driveshaft	R			11	L:760/A:21/K:23
		MT	x	- 06.98, gear JB1/3, shaft with bar	<b>21067</b>	Driveshaft	R			11	L:760/A:21/K:23/ABS:26
		MT	x	07.98 -, gear JB1/3	<b>23665</b>	Driveshaft	R			11	L:754/A:21/K:23/ABS:26
		MT	x	OE:8200240430	<b>24701</b>	Driveshaft	R			11	L:740/A:21/K:23/ABS:44
1.2 (55 kW)	06.01 - 10.03	MT	x	11.02 -, (OE:8200240430)	<b>24701</b>	Driveshaft	R			11	L:740/A:21/K:23/ABS:44
1.2 16V (55 kW)	02.98 - 05.05	MT		gear JB1/3	<b>21061</b>	Driveshaft	L			26	L:625/A:21/Ø Tripodroller:30
		MT	x	gear JB1/3, shaft with bar	<b>21066</b>	Driveshaft	L			26	L:625/A:21/ABS:26/Ø Tripodroller:30
		MT	x	10.02 -	<b>24377</b>	Driveshaft	L				L:630/A:21/ABS:44/Ø Tripodroller:30
		MT		- 06.98, gear JB1/3, shaft with bar	<b>21062</b>	Driveshaft	R			11	L:760/A:21/K:23
		MT	x	- 06.98, gear JB1/3, shaft with bar	<b>21067</b>	Driveshaft	R			11	L:760/A:21/K:23/ABS:26
		MT	x	07.98 -, gear JB1/3	<b>23665</b>	Driveshaft	R			11	L:754/A:21/K:23/ABS:26
		MT	x	11.02 -, (OE:8200240430)	<b>24701</b>	Driveshaft	R			11	L:740/A:21/K:23/ABS:44
1.4 (55 kW)	02.98 - 05.05	MT		gear JB1/3	<b>21061</b>	Driveshaft	L			26	L:625/A:21/Ø Tripodroller:30
		MT	x	gear JB1/3, shaft with bar	<b>21066</b>	Driveshaft	L			26	L:625/A:21/ABS:26/Ø Tripodroller:30
		AT	x		<b>21068</b>	Driveshaft	L			6	L:650/A:21/ABS:26
		MT		- 06.98, gear JB1/3, shaft with bar	<b>21062</b>	Driveshaft	R			11	L:760/A:21/K:23
		MT	x	- 06.98, gear JB1/3, shaft with bar	<b>21067</b>	Driveshaft	R			11	L:760/A:21/K:23/ABS:26
		MT	x	07.98 -, gear JB1/3	<b>23665</b>	Driveshaft	R			11	L:754/A:21/K:23/ABS:26
		AT	x		<b>21069</b>	Driveshaft	R			11	L:650/A:21/ABS:26
1.4 16V (70 kW)	02.98 - 08.00	MT		gear JB1/3	<b>21061</b>	Driveshaft	L			26	L:625/A:21/Ø Tripodroller:30
		MT	x	gear JB1/3, shaft with bar	<b>21066</b>	Driveshaft	L			26	L:625/A:21/ABS:26/Ø Tripodroller:30
		AT	x		<b>21068</b>	Driveshaft	L			6	L:650/A:21/ABS:26
		MT		- 06.98, gear JB1/3, shaft with bar	<b>21062</b>	Driveshaft	R			11	L:760/A:21/K:23
		MT	x	- 06.98, gear JB1/3, shaft with bar	<b>21067</b>	Driveshaft	R			11	L:760/A:21/K:23/ABS:26
		MT	x	07.98 -, gear JB1/3	<b>23665</b>	Driveshaft	R			11	L:754/A:21/K:23/ABS:26
		AT	x		<b>21069</b>	Driveshaft	R			11	L:650/A:21/ABS:26
1.4 16V (72 kW)	02.98 - 05.05	MT		gear JB1/3	<b>21061</b>	Driveshaft	L			26	L:625/A:21/Ø Tripodroller:30
		MT	x	gear JB1/3, shaft with bar	<b>21066</b>	Driveshaft	L			26	L:625/A:21/ABS:26/Ø Tripodroller:30
		MT	x	10.02 -	<b>24377</b>	Driveshaft	L				L:630/A:21/ABS:44/Ø Tripodroller:30
		AT	x		<b>21068</b>	Driveshaft	L			6	L:650/A:21/ABS:26
		MT		- 06.98, gear JB1/3, shaft with bar	<b>21062</b>	Driveshaft	R			11	L:760/A:21/K:23
		MT	x	- 06.98, gear JB1/3, shaft with bar	<b>21067</b>	Driveshaft	R			11	L:760/A:21/K:23/ABS:26
		MT	x	07.98 -, gear JB1/3	<b>23665</b>	Driveshaft	R			11	L:754/A:21/K:23/ABS:26
		AT	x		<b>21069</b>	Driveshaft	R			11	L:650/A:21/ABS:26
1.6 (66 kW)	02.98 - 05.05	MT		gear JB1/3	<b>21061</b>	Driveshaft	L			26	L:625/A:21/Ø Tripodroller:30
		MT	x	gear JB1/3, shaft with bar	<b>21066</b>	Driveshaft	L			26	L:625/A:21/ABS:26/Ø Tripodroller:30
		MT		- 06.98, gear JB1/3, shaft with bar	<b>21062</b>	Driveshaft	R			11	L:760/A:21/K:23
		MT	x	- 06.98, gear JB1/3, shaft with bar	<b>21067</b>	Driveshaft	R			11	L:760/A:21/K:23/ABS:26
		MT		07.98 -, gear JB1/3	<b>24116</b>	Driveshaft	R			11	L:754/A:21/K:23
		MT	x	07.98 -, gear JB1/3	<b>23665</b>	Driveshaft	R			11	L:754/A:21/K:23/ABS:26
1.6 16V (79 kW)	02.98 - 05.05	MT		gear JB1/3	<b>21061</b>	Driveshaft	L			26	L:625/A:21/Ø Tripodroller:30
		MT	x	gear JB1/3, shaft with bar	<b>21066</b>	Driveshaft	L			26	L:625/A:21/ABS:26/Ø Tripodroller:30
		MT	x	gear JB3, engine K4M 744	<b>24246</b>	Driveshaft	L			26	L:630/A:21/ABS:44/Ø Tripodroller:30
		MT	x	10.02 -	<b>24377</b>	Driveshaft	L				L:630/A:21/ABS:44/Ø Tripodroller:30

		Transm.	with ABS Ring		Part-No.	Description	L	F	Wheel Side	Gear Box Side	Pic. No.	Technical Specification  Further details on page I
		MT Manual AT Autom.					Left R Right	Front R Rear				

( RENAULT )

( RENAULT )

CLIO II												
1.6 16V (79 kW)	02.98 - 05.05	MT		- 06.98, gear JB1/3, shaft with bar	21062	Driveshaft	R				11	L:760/A:21/K:23
		MT	x	- 06.98, gear JB1/3, shaft with bar	21067	Driveshaft	R				11	L:760/A:21/K:23/ABS:26
		MT		07.98 -, gear JB1/3	24116	Driveshaft	R				11	L:754/A:21/K:23
		MT	x	07.98 -, gear JB1/3	23665	Driveshaft	R				11	L:754/A:21/K:23/ABS:26
		MT	x	gear JB3, engine K4M 744	24247	Driveshaft	R				9	L:729/A:21/D:23/ABS:44
2.0 16V Sport (124 kW)	02.00 -	MT	x		24688	Driveshaft	L				26	L:640/A:23/ABS:44/Ø Tripodroller:30
		MT	x		24689	Driveshaft	R				11	L:740/A:23/K:23/ABS:44
2.0 16V Sport (132 kW)	01.04 -	MT	x	engine F4R 738	24525	Driveshaft	R				9	L:734/A:23/K:23/ABS:44/with bearing
1.5 D (50 kW)	08.04 -	MT		gear JB1/3	24114	Driveshaft	L				26	L:630/A:21/Ø Tripodroller:30
		MT	x	gear JB1/3	24115	Driveshaft	L				26	L:635/A:21/ABS:26/Ø Tripodroller:30
		MT		gear JB1/3	24116	Driveshaft	R				11	L:754/A:21/K:23
		MT	x	gear JB1/3	23665	Driveshaft	R				11	L:754/A:21/K:23/ABS:26
1.5 dCi (48 kW)	01.01 - 05.05	MT		gear JB1/3	24114	Driveshaft	L				26	L:630/A:21/Ø Tripodroller:30
		MT	x	gear JB1/3	24115	Driveshaft	L				26	L:635/A:21/ABS:26/Ø Tripodroller:30
		MT		gear JB1/3	24116	Driveshaft	R				11	L:754/A:21/K:23
		MT	x	gear JB1/3	23665	Driveshaft	R				11	L:754/A:21/K:23/ABS:26
1.5 dCi (50 kW)	04.04 - 05.05	MT		TPE boot	24608	Boot Kit				gs		L:97/Ø1=25.5/Ø2=69.4 (for tripod joint)
1.5 dCi (59 kW)	06.01 - 10.03	MT	x	11.02 -, (OE:8200236109)	24532	Driveshaft	L				26	L:631/A:23/ABS:44/Ø Tripodroller:30
		MT	x	11.02 -, (OE:8200236116)	24700	Driveshaft	R				11	L:740/A:23/K:23/ABS:44
1.5 dCi (60 kW)	07.98 - 05.05	MT		gear JB1/3	23663	Driveshaft	L				26	L:630/A:23
		MT	x	gear JB1/3	23664	Driveshaft	L				26	L:630/A:23/ABS:26
		MT	x	11.02 -, (OE:8200236109)	24532	Driveshaft	L				26	L:631/A:23/ABS:44/Ø Tripodroller:30
		MT		gear JB1/3	24117	Driveshaft	R				11	L:750/A:23
		MT	x	gear JB1/3	23666	Driveshaft	R				11	L:750/A:23/ABS:26
		MT	x	11.02 -, (OE:8200236116)	24700	Driveshaft	R				11	L:740/A:23/K:23/ABS:44
1.5 dCi (74 kW)	01.04 -	MT	x	OE:8200255027	24589	Driveshaft	L				13	L:610/A:23/D:26/ABS:44
1.9 D (47 kW)	02.98 - 05.05	MT		gear JB1/3	24114	Driveshaft	L				26	L:630/A:21/Ø Tripodroller:30
		MT	x	gear JB1/3	24115	Driveshaft	L				26	L:635/A:21/ABS:26/Ø Tripodroller:30
		MT		- 06.98, gear JB1/3, shaft with bar	21062	Driveshaft	R				11	L:760/A:21/K:23
		MT	x	- 06.98, gear JB1/3, shaft with bar	21067	Driveshaft	R				11	L:760/A:21/K:23/ABS:26
		MT		07.98 -, gear JB1/3	24116	Driveshaft	R				11	L:754/A:21/K:23
		MT	x	07.98 -, gear JB1/3	23665	Driveshaft	R				11	L:754/A:21/K:23/ABS:26
1.9 D (48 kW)	02.01 - 05.01	MT		gear JB1/3	24114	Driveshaft	L				26	L:630/A:21/Ø Tripodroller:30
		MT	x	gear JB1/3	24115	Driveshaft	L				26	L:635/A:21/ABS:26/Ø Tripodroller:30
		MT		gear JB1/3	21062	Driveshaft	R				11	L:760/A:21/K:23
		MT	x	gear JB1/3	21067	Driveshaft	R				11	L:760/A:21/K:23/ABS:26
		MT		gear JB1/3	24116	Driveshaft	R				11	L:754/A:21/K:23
		MT	x	gear JB1/3	23665	Driveshaft	R				11	L:754/A:21/K:23/ABS:26
1.9 dTi (59 kW)	07.98 - 05.05	MT		gear JB1/3	24114	Driveshaft	L				26	L:630/A:21/Ø Tripodroller:30
		MT	x	gear JB1/3	24115	Driveshaft	L				26	L:635/A:21/ABS:26/Ø Tripodroller:30
		MT		gear JB1/3	24116	Driveshaft	R				11	L:754/A:21/K:23

		MT	x	gear JB1/3	23665	Driveshaft	R				11	L:754/A:21/K:23/ABS:26
<b>CLIO III</b>												
1.2 16V (48/55/57 kW)	06.05 -	MT		OE:8200341698	24400	Driveshaft	L				6	L:660/A:23/D:26
		MT		OE:8200378880	24452	Driveshaft	R				9	L:895/A:23/D:26/with bearing
1.4 16V (72 kW)	06.05 -	MT			24460	Driveshaft	L				13	L:660/A:23/D:26
		MT		Manufacturer: NTN	24398	Driveshaft	R				9	L:900/A:23/D:26/with bearing
		MT		TPE boot	24608	Boot Kit				gs		L:97/Ø1=25.5/Ø2=69.4 (for tripod joint)
1.6 16V (65 kW)	06.05 -	MT		- 02.06	24460	Driveshaft	L				13	L:660/A:23/D:26
		MT		TPE boot	24608	Boot Kit				gs		L:97/Ø1=25.5/Ø2=69.4 (for tripod joint)
1.6 16V (82 kW)	06.05 -	MT			24460	Driveshaft	L				13	L:660/A:23/D:26
		MT		engine K4M801 (OE: 8200261838)	24442	Driveshaft	R				9	L:792/A:23/K:26/with bearing
		MT		Manufacturer: NTN	24398	Driveshaft	R				9	L:900/A:23/D:26/with bearing
		MT		TPE boot	24608	Boot Kit				gs		L:97/Ø1=25.5/Ø2=69.4 (for tripod joint)
2.0 16V (102 kW)	09.06 -	MT		engine M4R700, TPE boot	24608	Boot Kit				gs		L:97/Ø1=25.5/Ø2=69.4 (for tripod joint)
1.5 D (60 kW)	11.07 -	MT			24460	Driveshaft	L				13	L:660/A:23/D:26
		MT		Manufacturer: NTN	24398	Driveshaft	R				9	L:900/A:23/D:26/with bearing
		MT		TPE boot	24608	Boot Kit				gs		L:97/Ø1=25.5/Ø2=69.4 (for tripod joint)
1.5 dCi (47/50 kW)	06.05 -	MT			24460	Driveshaft	L				13	L:660/A:23/D:26
		MT		Manufacturer: NTN	24398	Driveshaft	R				9	L:900/A:23/D:26/with bearing
		MT		TPE boot	24608	Boot Kit				gs		L:97/Ø1=25.5/Ø2=69.4 (for tripod joint)
1.5 dCi (48 kW)	05.05 - 10.06	MT		TPE boot	24608	Boot Kit				gs		L:97/Ø1=25.5/Ø2=69.4 (for tripod joint)
1.5 dCi (63 kW)	05.05 -	MT			24460	Driveshaft	L				13	L:660/A:23/D:26
		MT		Manufacturer: NTN	24398	Driveshaft	R				9	L:900/A:23/D:26/with bearing
		AT		OE: 8200358168	24398	Driveshaft	R				9	L:900/A:23/D:26/with bearing
		MT		TPE boot	24608	Boot Kit				gs		L:97/Ø1=25.5/Ø2=69.4 (for tripod joint)
<b>CLIO III GRANDTOUR</b>												
12. 16V (55/58 kW)	02.08 -	MT		OE:8200341698	24400	Driveshaft	L				6	L:660/A:23/D:26
		MT		OE:8200378880	24452	Driveshaft	R				9	L:895/A:23/D:26/with bearing
1.6 16V (82 kW)	02.08 -	MT		engine K4M801 (OE: 8200261838)	24442	Driveshaft	R				9	L:792/A:23/K:26/with bearing
		MT		TPE boot	24608	Boot Kit				gs		L:97/Ø1=25.5/Ø2=69.4 (for tripod joint)
1.5 dCi (50/63 kW)	02.08 -	MT			24460	Driveshaft	L				13	L:660/A:23/D:26
		MT		Manufacturer: NTN	24398	Driveshaft	R				9	L:900/A:23/D:26/with bearing
		MT		TPE boot	24608	Boot Kit				gs		L:97/Ø1=25.5/Ø2=69.4 (for tripod joint)
<b>ESPACE I</b>												
2.0 (80 kW)	07.84 - 12.90	MT		- 12.87, gear NG3	22025	Driveshaft	L/R				10	L:695/A:23/K:23
		MT		01.88 - , gear NG3	22026	Driveshaft	L/R				10	L:715/A:23/K:23
		MT			23107	Boot Kit				ws		L:97/Ø1=23/Ø2=83
		MT			23040	Boot Kit				ws		L:83/Ø1=22/Ø2=84
		MT			23090	Boot Kit				gs		L:115/Ø1=24/Ø2=74
2.1 TD (65 kW)	10.84 - 12.90	MT		- 12.87, gear NG3	22025	Driveshaft	L/R				10	L:695/A:23/K:23
		MT		01.88 - , gear NG3	22026	Driveshaft	L/R				10	L:715/A:23/K:23
		MT			23040	Boot Kit				ws		L:83/Ø1=22/Ø2=84
		MT			23090	Boot Kit				gs		L:115/Ø1=24/Ø2=74
<b>ESPACE II</b>												
2.0 (76 kW)	01.91 - 10.96	MT/AT		gear NG3	22050	Driveshaft	L/R				10	L:730/A:23/K:23
		MT/AT	x	gear NG3	22131	Driveshaft	L/R				10	L:730/A:23/K:23/ABS:48
		MT/AT			23040	Boot Kit				ws		L:83/Ø1=22/Ø2=84
		MT/AT			23107	Boot Kit				ws		L:97/Ø1=23/Ø2=83
		MT/AT			23090	Boot Kit				gs		L:115/Ø1=24/Ø2=74

		Transm.	with ABS Ring		Part-No.	Description	L	F	Wheel Side	Gear Box Side	Pic. No.	Technical Specification  Further details on page I
		MT Manual AT Autom.					Left R Right	Front R Rear				

( RENAULT )

( RENAULT )

ESPACE II													
2.1 TD (65 kW)	01.91 - 10.96	MT/AT		gear NG3	22050	Driveshaft	L/R				10	L:730/A:23/K:23	
		MT/AT	x	gear NG3	22131	Driveshaft	L/R				10	L:730/A:23/K:23/ABS:48	
		MT/AT			23040	Boot Kit			ws				L:83/Ø1=22/Ø2=84
		MT/AT			23107	Boot Kit			ws				L:97/Ø1=23/Ø2=83
		MT/AT			23090	Boot Kit				gs			L:115/Ø1=24/Ø2=74
2.2 (79 kW)	01.91 - 10.96	MT/AT		gear NG3/NG7	22050	Driveshaft	L/R				10	L:730/A:23/K:23	
		MT/AT	x	gear NG3/NG7	22131	Driveshaft	L/R				10	L:730/A:23/K:23/ABS:48	
		MT/AT			23040	Boot Kit			ws				L:83/Ø1=22/Ø2=84
		MT/AT			23107	Boot Kit			ws				L:97/Ø1=23/Ø2=83
		MT/AT			23090	Boot Kit				gs			L:115/Ø1=24/Ø2=74
2.2 4X4 (79 kW)	03.91 - 12.96	MT/AT		gear NG3/NG7	22050	Driveshaft	L/R	F			10	L:730/A:23/K:23	
		MT/AT	x	gear NG3/NG7	22131	Driveshaft	L/R	F			10	L:730/A:23/K:23/ABS:48	
		MT/AT			23040	Boot Kit			F	ws			L:83/Ø1=22/Ø2=84
		MT/AT			23107	Boot Kit			F	ws			L:97/Ø1=23/Ø2=83
		MT/AT			23090	Boot Kit			F		gs		L:115/Ø1=24/Ø2=74
2.8 V6 (110 kW)	01.91 - 10.96	MT		gear UN1	22058	Driveshaft	L/R				10	L:730/A:23/K:27	
		MT	x	gear UN1	22051	Driveshaft	L/R				10	L:730/A:23/K:27/ABS:48	
		MT			23040	Boot Kit			ws				L:83/Ø1=22/Ø2=84
		MT			23107	Boot Kit			ws				L:97/Ø1=23/Ø2=83
		MT			23090	Boot Kit				gs			L:115/Ø1=24/Ø2=74
ESPACE III													
2.0 (84 kW)	11.96 - 10.00	MT	x	gear JC5	21569	Driveshaft	L				26	L:728/A:27/ABS:44	
		MT	x	gear JC5	21568	Driveshaft	R				5	L:805/A:27/K:23/ABS:44	
		MT		TPE boot	22292	Boot Kit			ws				L:140/Ø1=28/Ø2=88
		MT			23247	Boot Kit	L			gs			L:92/Ø1=19/Ø2=70
		MT			23205	Boot Kit	R			gs			L:112/Ø1=22/Ø2=72
		MT	x		21569	Driveshaft	L					26	L:728/A:27/ABS:44
		MT	x		21568	Driveshaft	R					5	L:805/A:27/K:23/ABS:44
2.0 16V (103 kW)	10.98 - 10.02	MT/AT		TPE boot	22292	Boot Kit			ws			L:140/Ø1=28/Ø2=88	
		MT/AT			23205	Boot Kit				gs		L:112/Ø1=22/Ø2=72	
1.9 dTi (72 kW)	02.99 - 10.02	MT	x		21569	Driveshaft	L				26	L:728/A:27/ABS:44	
		MT	x		24697	Driveshaft	R				11	L:780/A:27/K:23/ABS:44	
2.2 12V TD (83 kW)	11.96 - 10.00	MT	x	gear PK1	21571	Driveshaft	L				26	L:618/A:27/ABS:44	
		MT	x	gear PK1	21570	Driveshaft	R				9	L:982/A:27/D:39/ABS:44	
		MT		TPE boot	22292	Boot Kit			ws			L:140/Ø1=28/Ø2=88	
2.2 dCi (95 kW)	10.00 - 10.02	MT/AT		TPE boot	26274	Boot Kit			ws			L:145/Ø1=29/Ø2=96	
		MT/AT			22278	Boot Kit	R			gs		L:190/Ø1=23/Ø2=81.5/with cap	
ESPACE IV													
2.0 (100 kW)	11.02 -	MT		gear PK6	24324	Driveshaft	L				26	L:660/A:27/Ø Tripodroller:37	
		MT		gear PK6	24325	Driveshaft	R				9	L:1000/A:27/D:39/with bearing	



		MT		- 10.05, (OE:8200387424)	<b>24584</b>	Driveshaft	R				9	L:996/A:27/D:39/with bearing	
2.0 (125 kW)	04.05 -	MT		gear PK6	<b>24324</b>	Driveshaft	L				26	L:660/A:27/Ø Tripodroller:37	
		MT		gear PK6	<b>24325</b>	Driveshaft	R				9	L:1000/A:27/D:39/with bearing	
		MT		engine F4R796, (OE:8200387424)	<b>24584</b>	Driveshaft	R				9	L:996/A:27/D:39/with bearing	
2.0 Turbo (120 kW)	11.02 -	MT		gear PK6	<b>24324</b>	Driveshaft	L				26	L:660/A:27/Ø Tripodroller:37	
		MT		gear PK6	<b>24325</b>	Driveshaft	R				9	L:1000/A:27/D:39/with bearing	
1.9 dCi (88 kW)	11.02 -	MT		gear PK6	<b>24324</b>	Driveshaft	L				26	L:660/A:27/Ø Tripodroller:37	
		MT		gear PK6	<b>24325</b>	Driveshaft	R				9	L:1000/A:27/D:39/with bearing	
2.2 dCi (102 kW)	02.06 -	MT		gear PK6	<b>23326</b>	Driveshaft	L				26	L:620/A:27/Ø Tripodroller:37	
		MT		gear PK6	<b>23327</b>	Driveshaft	R				9	L:1003.5/A:27/D:39	
2.2 dCi (110 kW)	11.02 -	MT		gear PK6	<b>23326</b>	Driveshaft	L				26	L:620/A:27/Ø Tripodroller:37	
		MT		gear PK6	<b>23327</b>	Driveshaft	R				9	L:1003.5/A:27/D:39	
<b>ESTAFETTE</b>													
1.3 (29 kW)	08.69 - 12.81	MT			<b>22054</b>	Driveshaft	L/R				10	L:715/A:19/K:25	
<b>EXPRESS</b>													
all types	07.85 - 03.98	MT		gear JB0/1	<b>22046</b>	Driveshaft	L				26	L:598/A:21	
		MT		gear JB0/1, TPE boot	<b>22036</b>	Driveshaft	L				26	L:598/A:21	
		MT		gear JB0/1	<b>22045</b>	Driveshaft	R				10	L:710/A:21/K:23	
		MT		gear JB0/1, TPE boot	<b>22035</b>	Driveshaft	R				10	L:710/A:21/K:23	
		MT			<b>23007</b>	Boot Kit			ws				L:120/Ø1=28/Ø2=75.5
		MT			<b>23371</b>	Boot Kit			ws				L:86/Ø1=19/Ø2=68
		MT		with bearing	<b>26284</b>	Boot Kit	L			gs			L:88/Ø1=22.8/Ø2=116.5
		MT		with bearing	<b>26285</b>	Boot Kit	L			gs			L:88/Ø1=23.8/Ø2=116.5
		MT		with bearing	<b>26021</b>	Boot Kit	L			gs			L:88/Ø1=25.8/Ø2=116.5
		MT			<b>23006</b>	Boot Kit	R			gs			L:111/Ø1=17/Ø2=63
		MT			<b>23057</b>	Boot Kit	R			gs			L:115/Ø1=28/Ø2=63
		MT		Trilobe	<b>23369</b>	Boot Kit	R			gs			L:112/Ø1=17/Ø2=80
		MT			<b>23370</b>	Boot Kit	R			gs			L:115/Ø1=27/Ø2=80
<b>FUEGO</b>													
1.4 TL/GTL (47 kW)	02.80 - 10.85	MT			<b>22022</b>	Driveshaft	L/R				10	L:695/A:23/K:23	
		MT			<b>21651</b>	Boot Kit			ws			L:117/Ø1=19/Ø2=75.5	
		MT			<b>23007</b>	Boot Kit			ws			L:120/Ø1=28/Ø2=75.5	
		MT			<b>23006</b>	Boot Kit				gs		L:111/Ø1=17/Ø2=63	
		MT			<b>23057</b>	Boot Kit				gs		L:115/Ø1=28/Ø2=63	
		MT			<b>23064</b>	Boot Kit				gs		L:115/Ø1=20/Ø2=70	
		MT			<b>23091</b>	Boot Kit				gs		L:122/Ø1=28/Ø2=70	
		MT		Trilobe	<b>23369</b>	Boot Kit				gs		L:112/Ø1=17/Ø2=80	
		MT			<b>23370</b>	Boot Kit				gs		L:115/Ø1=27/Ø2=80	
1.6 TS/GTS (71 kW)	10.80 - 10.85	MT/AT			<b>22022</b>	Driveshaft	L/R				10	L:695/A:23/K:23	
		MT/AT			<b>21651</b>	Boot Kit			ws			L:117/Ø1=19/Ø2=75.5	
		MT/AT			<b>23007</b>	Boot Kit			ws			L:120/Ø1=28/Ø2=75.5	
		MT/AT			<b>23006</b>	Boot Kit				gs		L:111/Ø1=17/Ø2=63	
		MT/AT			<b>23057</b>	Boot Kit				gs		L:115/Ø1=28/Ø2=63	
		MT/AT			<b>23064</b>	Boot Kit				gs		L:115/Ø1=20/Ø2=70	
		MT/AT			<b>23091</b>	Boot Kit				gs		L:122/Ø1=28/Ø2=70	
		MT/AT		Trilobe	<b>23369</b>	Boot Kit				gs		L:112/Ø1=17/Ø2=80	
MT/AT			<b>23370</b>	Boot Kit				gs		L:115/Ø1=27/Ø2=80			
2.0 TX/GTX (81 kW)	10.80 - 10.85	MT			<b>22025</b>	Driveshaft	L/R				10	L:695/A:23/K:23	
		MT			<b>23040</b>	Boot Kit			ws			L:83/Ø1=22/Ø2=84	

		Transm.	with ABS Ring		Part-No.	Description	L	F	Wheel Side	Gear Box Side	Pic. No.	Technical Specification  Further details on page I
		MT Manual AT Autom.					Left R	Front Rear				

( RENAULT )

( RENAULT )

FUEGO												
2.0 TX/GTX (81 kW)	10.80 - 10.85	MT			23090	Boot Kit				gs		L:115/Ø1=24/Ø2=74
2.1 TD (65 kW)	08.82 - 10.85	MT			22022	Driveshaft	L/R				10	L:695/A:23/K:23
		MT			21651	Boot Kit			ws			L:117/Ø1=19/Ø2=75.5
		MT			23007	Boot Kit			ws			L:120/Ø1=28/Ø2=75.5
		MT			23006	Boot Kit				gs		L:111/Ø1=17/Ø2=63
		MT			23057	Boot Kit				gs		L:115/Ø1=28/Ø2=63
		MT			23064	Boot Kit				gs		L:115/Ø1=20/Ø2=70
		MT			23091	Boot Kit				gs		L:122/Ø1=28/Ø2=70
		MT		Trilobe	23369	Boot Kit				gs		L:112/Ø1=17/Ø2=80
		MT			23370	Boot Kit				gs		L:115/Ø1=27/Ø2=80
KANGOO (KC0/1_)												
1.2 (43 kW)	08.97 -	MT		gear JB1/3	21061	Driveshaft	L				26	L:625/A:21/Ø Tripodroller:30
		MT	x	gear JB1/3, tubular shaft	21063	Driveshaft	L				26	L:625/A:21/ABS:26/Ø Tripodroller:30
		MT	x	11.02 -, (+) Off-Road Suspension	24532	Driveshaft	L				26	L:631/A:23/ABS:44/Ø Tripodroller:30
		MT	x	11.02 -, type FC1A	24377	Driveshaft	L					L:630/A:21/ABS:44/Ø Tripodroller:30
		MT		- 06.98, gear JB1/3, tubular shaft	21065	Driveshaft	R				11	L:760/A:21/K:23
		MT	x	- 06.98, gear JB1/3, tubular shaft	21064	Driveshaft	R				11	L:760/A:21/K:23/ABS:26
		MT		07.98 -, gear JB1/3	24118	Driveshaft	R				11	L:754/A:21/K:23
		MT	x	07.98 -, gear JB1/3	23665	Driveshaft	R				11	L:754/A:21/K:23/ABS:26
		MT	x	type KC01/KC0F, (-) Off-Road Suspension	24759	Driveshaft	R				11	L:745/A:21/K:23/ABS:26
		MT		gear JB1/3	22284	Boot Kit	R			gs		L:103.5/Ø1=24/Ø2=72
1.2 16V (55 kW)	08.97 -	MT		gear JB1/3	21061	Driveshaft	L				26	L:625/A:21/Ø Tripodroller:30
		MT	x	gear JB1/3, tubular shaft	21063	Driveshaft	L				26	L:625/A:21/ABS:26/Ø Tripodroller:30
		MT	x	type KCD1D/KC1P	24377	Driveshaft	L					L:630/A:21/ABS:44/Ø Tripodroller:30
		MT	x	10.02 -, engine DAF712	24690	Driveshaft	L				26	L:635/A:23/ABS:26/Ø Tripodroller:30
		MT	x	10.02 -, engine DAF712	24532	Driveshaft	L				26	L:631/A:23/ABS:44/Ø Tripodroller:30
		MT		- 06.98, gear JB1/3, tubular shaft	21065	Driveshaft	R				11	L:760/A:21/K:23
		MT	x	- 06.98, gear JB1/3, tubular shaft	21064	Driveshaft	R				11	L:760/A:21/K:23/ABS:26
		MT		07.98 -, gear JB1/3	24118	Driveshaft	R				11	L:754/A:21/K:23
		MT	x	07.98 -, gear JB1/3	23665	Driveshaft	R				11	L:754/A:21/K:23/ABS:26
		MT	x	10.02 -, engine DAF712	24699	Driveshaft	R				11	L:735/A:23/K:23/ABS:26
		MT		gear JB1/3	22284	Boot Kit	R			gs		L:103.5/Ø1=24/Ø2=72
1.4 (55 kW)	08.97 -	MT		gear JB1/3	21061	Driveshaft	L				26	L:625/A:21/Ø Tripodroller:30
		MT	x	11.02 -03.03, engine E7J635/K7J701 (OE: 8200531889)	24449	Driveshaft	L				13	L:620/A:21/D:26/ABS:44
		MT	x	gear JB1/3, tubular shaft	21063	Driveshaft	L				26	L:625/A:21/ABS:26/Ø Tripodroller:30
		AT	x		21068	Driveshaft	L				6	L:650/A:21/ABS:26
		MT	x	11.02 -, engine K7J700, (+) Off-Road Suspension	24532	Driveshaft	L				26	L:631/A:23/ABS:44/Ø Tripodroller:30
		MT		- 06.98, gear JB1/3, tubular shaft	21065	Driveshaft	R				11	L:760/A:21/K:23
		MT	x	- 06.98, gear JB1/3, tubular shaft	21064	Driveshaft	R				11	L:760/A:21/K:23/ABS:26
		MT		07.98 -, gear JB1/3	24118	Driveshaft	R				11	L:754/A:21/K:23
		MT	x	07.98 -, gear JB1/3	23665	Driveshaft	R				11	L:754/A:21/K:23/ABS:26

		MT	x	11.02-03.03, engine E7J635/K7J701 (OE:8200613818)	24758	Driveshaft	R			11	L:750/A:21/K:23/ABS:44
		MT	x	engine J634/E7J780, (-) Off-Road Suspension	24759	Driveshaft	R			11	L:745/A:21/K:23/ABS:26
		AT	x		21069	Driveshaft	R			11	L:650/A:21/ABS:26
1.6 16V bivalent (60 kW)	06.05 -	MT	x	engine K4M753 (OE: 8200531889)	24449	Driveshaft	L			13	L:620/A:21/D:26/ABS:44
1.6 16V (70 kW)	08.97 -	MT		gear JB1/3	21061	Driveshaft	L			26	L:625/A:21/Ø Tripodroller:30
		MT	x	11.02 -03.03, engine K4M753 (OE: 8200531889)	24449	Driveshaft	L			13	L:620/A:21/D:26/ABS:44
		MT	x	gear JB1/3, tubular shaft	21063	Driveshaft	L			26	L:625/A:21/ABS:26/Ø Tripodroller:30
		MT		- 06.98, gear JB1/3, tubular shaft	21065	Driveshaft	R			11	L:760/A:21/K:23
		MT	x	- 06.98, gear JB1/3, tubular shaft	21064	Driveshaft	R			11	L:760/A:21/K:23/ABS:26
		MT		07.98 -, gear JB1/3	24118	Driveshaft	R			11	L:754/A:21/K:23
		MT	x	07.98 -, gear JB1/3	23665	Driveshaft	R			11	L:754/A:21/K:23/ABS:26
		MT		gear JB1/3	22284	Boot Kit	R		gs		L:103.5/Ø1=24/Ø2=72
1.6 16V 4x4 (70 kW)	10.01 -	MT	x	gear JC7	21599	Driveshaft	L	F		26	L:640/ABS:44/Ø ABS ring:87/Ø Tripodroller:30
		MT	x	11.02 -03.03, engine K4M750 (OE: 8200531889)	24449	Driveshaft	L	F		13	L:620/A:21/D:26/ABS:44
		MT	x	gear JC7	21600	Driveshaft	R	F		5	L:745/A:23/K:23/ABS:44/Ø ABS ring:87
		AT	x	11.02-03.03, engine E7J635/K7J701 (OE:8200613818)	24758	Driveshaft	R	F		11	L:750/A:21/K:23/ABS:44
		MT	x	gear JC7	21603	Driveshaft	L/R	R			L:744/ABS:44/Ø ABS ring:87
1.5 dCi (42 kW)	07.03 -	MT	x	(+) Off-Road Suspension	24532	Driveshaft	L			26	L:631/A:23/ABS:44/Ø Tripodroller:30
		MT	x	(-) Off-Road Suspension, gear KC07	24527	Driveshaft	R			5	L:760/A:21/K:23/ABS:44
1.5 dCi (48 kW)	07.98 -	MT		gear JB1/3	24119	Driveshaft	L			26	L:630/A:21/Ø Tripodroller:30
		MT	x	gear JB1/3	24120	Driveshaft	L			26	L:630/A:21/ABS:26/Ø Tripodroller:30
		MT	x	11.02 -, (+) Off-Road Suspension	24532	Driveshaft	L			26	L:631/A:23/ABS:44/Ø Tripodroller:30
		MT		gear JB1/3	24118	Driveshaft	R			11	L:754/A:21/K:23
		MT	x	gear JB1/3	23665	Driveshaft	R			11	L:754/A:21/K:23/ABS:26
		MT	x	(-) Off-Road Suspension, gear KC07	24527	Driveshaft	R			5	L:760/A:21/K:23/ABS:44
1.5 dCi (50 kW)	06.05 -	MT			24721	Driveshaft	L			6	L:673/A:27/D:26
		MT			24722	Driveshaft	R			9	L:922/A:27/D:26
1.5 dCi (60 kW)	07.98 -	MT		gear JB1/3	23663	Driveshaft	L			26	L:630/A:23
		MT	x	gear JB1/3	23664	Driveshaft	L			26	L:630/A:23/ABS:26
		MT	x	- 04.06, engine K9K702, (+) Off-Road Suspension	24532	Driveshaft	L			26	L:631/A:23/ABS:44/Ø Tripodroller:30
		MT	x	11.02 -, type FC1A	24377	Driveshaft	L				L:630/A:21/ABS:44/Ø Tripodroller:30
		MT	x	04.06 -, engine K9K702 (OE:8200236109)	24532	Driveshaft	L			26	L:631/A:23/ABS:44/Ø Tripodroller:30
		MT		gear JB1/3	24121	Driveshaft	R			11	L:726/A:23/K:23
		MT	x	gear JB1/3	23666	Driveshaft	R			11	L:750/A:23/ABS:26
D 55 1.9 (40 kW)	08.97 -	MT		gear JB1/3	24119	Driveshaft	L			26	L:630/A:21/Ø Tripodroller:30
		MT	x	gear JB1/3	24120	Driveshaft	L			26	L:630/A:21/ABS:26/Ø Tripodroller:30
		MT	x	11.02 -, (+) Off-Road Suspension	24532	Driveshaft	L			26	L:631/A:23/ABS:44/Ø Tripodroller:30
		MT		- 06.98, gear JB1/3, tubular shaft	21065	Driveshaft	R			11	L:760/A:21/K:23
		MT	x	- 06.98, gear JB1/3, tubular shaft	21064	Driveshaft	R			11	L:760/A:21/K:23/ABS:26
		MT		07.98 -, gear JB1/3	24118	Driveshaft	R			11	L:754/A:21/K:23
		MT	x	07.98 -, gear JB1/3	23665	Driveshaft	R			11	L:754/A:21/K:23/ABS:26
		MT		gear JB1/3	22284	Boot Kit	R		gs		L:103.5/Ø1=24/Ø2=72
D 65 1.9 (47 kW)	08.97 -	MT		gear JB1/3	24119	Driveshaft	L			26	L:630/A:21/Ø Tripodroller:30
		MT	x	gear JB1/3	24120	Driveshaft	L			26	L:630/A:21/ABS:26/Ø Tripodroller:30
		MT	x	10.02 -, type KCOJ/KCON	24377	Driveshaft	L				L:630/A:21/ABS:44/Ø Tripodroller:30
		MT		- 06.98, gear JB1/3, tubular shaft	21065	Driveshaft	R			11	L:760/A:21/K:23
		MT	x	- 06.98, gear JB1/3, tubular shaft	21064	Driveshaft	R			11	L:760/A:21/K:23/ABS:26
		MT		07.98 -, gear JB1/3	24118	Driveshaft	R			11	L:754/A:21/K:23
		MT	x	07.98 -, gear JB1/3	23665	Driveshaft	R			11	L:754/A:21/K:23/ABS:26
		MT		gear JB1/3	22284	Boot Kit	R		gs		L:103.5/Ø1=24/Ø2=72

		Transm.	with ABS Ring		Part-No.	Description	L	F	Wheel Side	Gear Box Side	Pic. No.	Technical Specification  Further details on page I
		MT Manual AT Autom.					Left R Right	Front R Rear				

( RENAULT )

( RENAULT )

KANGOO (KC0/1_)													
1.9 dTi (59 kW)	09.99 -	MT		gear JB1/3	24119	Driveshaft	L				26	L:630/A:21/Ø Tripodroller:30	
		MT	x	gear JB1/3	24120	Driveshaft	L				26	L:630/A:21/ABS:26/Ø Tripodroller:30	
		MT	x	11.02 -, (+) Off-Road Suspension	24532	Driveshaft	L					26	L:631/A:23/ABS:44/Ø Tripodroller:30
		MT		gear JB1/3	24118	Driveshaft	R					11	L:754/A:21/K:23
		MT	x	gear JB1/3	23665	Driveshaft	R					11	L:754/A:21/K:23/ABS:26
		MT		gear JB1/3	22284	Boot Kit	R				gs		11
1.9 dCi 4x4 (59 kW)	10.01 -	MT	x	gear JC7	21599	Driveshaft	L	F			26	L:640/ABS:44/Ø ABS ring:87/Ø Tripodroller:30	
		MT	x	gear JC7	21598	Driveshaft	R	F					L:756/ABS:44/Ø ABS ring:87
		MT	x	gear JC7	21603	Driveshaft	L/R	R					L:744/ABS:44/Ø ABS ring:87
KANGOO RAPID (FC0/1_)													
1.2 (43 kW)	08.97 -	MT		gear JB1/3	21061	Driveshaft	L				26	L:625/A:21/Ø Tripodroller:30	
		MT	x	gear JB1/3, tubular shaft	21063	Driveshaft	L				26	L:625/A:21/ABS:26/Ø Tripodroller:30	
		MT	x	11.02 -, type FC1A	24377	Driveshaft	L						L:630/A:21/ABS:44/Ø Tripodroller:30
		MT		- 06.98, gear JB1/3, tubular shaft	21065	Driveshaft	R					11	L:760/A:21/K:23
		MT	x	- 06.98, gear JB1/3, tubular shaft	21064	Driveshaft	R					11	L:760/A:21/K:23/ABS:26
		MT		07.98 -, gear JB1/3	24118	Driveshaft	R					11	L:754/A:21/K:23
		MT	x	07.98 -, gear JB1/3	23665	Driveshaft	R					11	L:754/A:21/K:23/ABS:26
		MT	x	(-) Off-Road Suspension	24759	Driveshaft	R					11	L:745/A:21/K:23/ABS:26
		MT		gear JB1/3	22284	Boot Kit	R			gs		L:103.5/Ø1=24/Ø2=72	
1.2 16V (55 kW)	10.01 -	MT		gear JB1/3	21061	Driveshaft	L				26	L:625/A:21/Ø Tripodroller:30	
		MT	x	gear JB1/3, tubular shaft	21063	Driveshaft	L				26	L:625/A:21/ABS:26/Ø Tripodroller:30	
		MT	x	type KCD1D/KC1P	24377	Driveshaft	L						L:630/A:21/ABS:44/Ø Tripodroller:30
		MT	x	11.02 -, (+) Off-Road Suspension	24532	Driveshaft	L					26	L:631/A:23/ABS:44/Ø Tripodroller:30
		MT		- 06.98, gear JB1/3, tubular shaft	21065	Driveshaft	R					11	L:760/A:21/K:23
		MT	x	- 06.98, gear JB1/3, tubular shaft	21064	Driveshaft	R					11	L:760/A:21/K:23/ABS:26
		MT		07.98 -, gear JB1/3	24118	Driveshaft	R					11	L:754/A:21/K:23
		MT	x	07.98 -, gear JB1/3	23665	Driveshaft	R					11	L:754/A:21/K:23/ABS:26
		MT	x	(-) Off-Road Suspension	24759	Driveshaft	R				11	L:745/A:21/K:23/ABS:26	
		MT		gear JB1/3	22284	Boot Kit	R			gs		L:103.5/Ø1=24/Ø2=72	
1.4 (55 kW)	08.97 -	MT		gear JB1/3	21061	Driveshaft	L				26	L:625/A:21/Ø Tripodroller:30	
		MT	x	11.02 -03.03, engine E7J634/E7J635/K7J701 (OE: 8200531889)	24449	Driveshaft	L				13	L:620/A:21/D:26/ABS:44	
		MT	x	gear JB1/3, tubular shaft	21063	Driveshaft	L				26	L:625/A:21/ABS:26/Ø Tripodroller:30	
		AT	x		21068	Driveshaft	L					6	L:650/A:21/ABS:26
		MT	x	11.02 -, engine K7J700, (+) Off-Road Suspension	24532	Driveshaft	L					26	L:631/A:23/ABS:44/Ø Tripodroller:30
		MT		- 06.98, gear JB1/3, tubular shaft	21065	Driveshaft	R					11	L:760/A:21/K:23
		MT	x	- 06.98, gear JB1/3, tubular shaft	21064	Driveshaft	R					11	L:760/A:21/K:23/ABS:26
		MT		07.98 -, gear JB1/3	24118	Driveshaft	R					11	L:754/A:21/K:23
		MT	x	07.98 -, gear JB1/3	23665	Driveshaft	R					11	L:754/A:21/K:23/ABS:26
		MT	x	11.02-03.03, engine E7J634/K7J701 (OE:8200613818)	24758	Driveshaft	R					11	L:750/A:21/K:23/ABS:44
		MT	x	engine E7J634/K7J700, (-) Off-Road Suspension	24759	Driveshaft	R					11	L:745/A:21/K:23/ABS:26
		AT	x		21069	Driveshaft	R					11	L:650/A:21/ABS:26

1.6 16V (70 kW)	10.01 -	MT		gear JB1/3	<b>21061</b>	Driveshaft	L			26	L:625/A:21/Ø Tripodroller:30	
		MT	x	11.02 -03.03, engine K4M753 (OE: 8200531889)	<b>24449</b>	Driveshaft	L			13	L:620/A:21/D:26/ABS:44	
		MT	x	gear JB1/3, tubular shaft	<b>21063</b>	Driveshaft	L			26	L:625/A:21/ABS:26/Ø Tripodroller:30	
		MT		- 06.98, gear JB1/3, tubular shaft	<b>21065</b>	Driveshaft	R			11	L:760/A:21/K:23	
		MT	x	- 06.98, gear JB1/3, tubular shaft	<b>21064</b>	Driveshaft	R			11	L:760/A:21/K:23/ABS:26	
		MT		07.98 -, gear JB1/3	<b>24118</b>	Driveshaft	R			11	L:754/A:21/K:23	
		MT	x	07.98 -, gear JB1/3	<b>23665</b>	Driveshaft	R			11	L:754/A:21/K:23/ABS:26	
		MT		gear JB1/3	<b>22284</b>	Boot Kit	R		gs			L:103.5/Ø1=24/Ø2=72
1.6 16V 4x4 (70 kW)	10.01 -	MT	x	gear JC7	<b>21599</b>	Driveshaft	L	F		26	L:640/ABS:44/Ø ABS ring:87	
		MT	x	11.02 -03.03, engine K4M753 (OE: 8200531889)	<b>24449</b>	Driveshaft	L	F		13	L:620/A:21/D:26/ABS:44	
		MT	x	gear JC7	<b>21600</b>	Driveshaft	R	F		5	L:745/A:23/K:23/ABS:44/Ø ABS ring:87	
		MT	x	gear JC7	<b>21603</b>	Driveshaft	L/R	R			L:744/ABS:44/Ø ABS ring:87	
1.5 dCi (42 kW)	12.02 -	MT	x	OE: 8200236109, 8200236110	<b>24532</b>	Driveshaft	L			26	L:631/A:23/ABS:44/Ø Tripodroller:30	
1.5 dCi (48 kW)	12.01 -	MT		gear JB1/3	<b>24119</b>	Driveshaft	L			26	L:630/A:21/Ø Tripodroller:30	
		MT	x	gear JB1/3	<b>24120</b>	Driveshaft	L			26	L:630/A:21/ABS:26/Ø Tripodroller:30	
		MT	x	11.02 -, OE: 8200236109, 8200236110	<b>24532</b>	Driveshaft	L			26	L:631/A:23/ABS:44/Ø Tripodroller:30	
		MT		gear JB1/3	<b>24118</b>	Driveshaft	R			11	L:754/A:21/K:23	
		MT	x	gear JB1/3	<b>23665</b>	Driveshaft	R			11	L:754/A:21/K:23/ABS:26	
		MT	x	(-) Off-Road Suspension, gear KC07	<b>24527</b>	Driveshaft	R			5	L:760/A:21/K:23/ABS:44	
1.5 dCi (60 kW)	04.03 -	MT		gear JB1/3	<b>23663</b>	Driveshaft	L			26	L:630/A:23	
		MT	x	gear JB1/3	<b>23664</b>	Driveshaft	L			26	L:630/A:23/ABS:26	
		MT	x	11.02 -, type FC1A	<b>24377</b>	Driveshaft	L				L:630/A:21/ABS:44/Ø Tripodroller:30	
		MT	x	(+) Off-Road Suspension	<b>24532</b>	Driveshaft	L			26	L:631/A:23/ABS:44/Ø Tripodroller:30	
		MT		gear JB1/3	<b>24121</b>	Driveshaft	R			11	L:726/A:23/K:23	
		MT	x	gear JB1/3	<b>23666</b>	Driveshaft	R			11	L:750/A:23/ABS:26	
D 55 1.9 (40 kW)	08.97 -	MT		gear JB1/3	<b>24119</b>	Driveshaft	L			26	L:630/A:21/Ø Tripodroller:30	
		MT	x	gear JB1/3	<b>24120</b>	Driveshaft	L			26	L:630/A:21/ABS:26/Ø Tripodroller:30	
		MT		- 06.98, gear JB1/3, tubular shaft	<b>21065</b>	Driveshaft	R			11	L:760/A:21/K:23	
		MT	x	- 06.98, gear JB1/3, tubular shaft	<b>21064</b>	Driveshaft	R			11	L:760/A:21/K:23/ABS:26	
		MT		07.98 -, gear JB1/3	<b>24118</b>	Driveshaft	R			11	L:754/A:21/K:23	
		MT	x	07.98 -, gear JB1/3	<b>23665</b>	Driveshaft	R			11	L:754/A:21/K:23/ABS:26	
		MT		gear JB1/3	<b>22284</b>	Boot Kit	R		gs			L:103.5/Ø1=24/Ø2=72
		MT		gear JB1/3	<b>24119</b>	Driveshaft	L			26	L:630/A:21/Ø Tripodroller:30	
D 65 1.9 (47 kW)	08.97 -	MT	x	gear JB1/3	<b>24120</b>	Driveshaft	L			26	L:630/A:21/ABS:26/Ø Tripodroller:30	
		MT	x	10.02 -, type KCOJ/KCON	<b>24377</b>	Driveshaft	L				L:630/A:21/ABS:44/Ø Tripodroller:30	
		MT		- 06.98, gear JB1/3, tubular shaft	<b>21065</b>	Driveshaft	R			11	L:760/A:21/K:23	
		MT	x	- 06.98, gear JB1/3, tubular shaft	<b>21064</b>	Driveshaft	R			11	L:760/A:21/K:23/ABS:26	
		MT		07.98 -, gear JB1/3	<b>24118</b>	Driveshaft	R			11	L:754/A:21/K:23	
		MT	x	07.98 -, gear JB1/3	<b>23665</b>	Driveshaft	R			11	L:754/A:21/K:23/ABS:26	
		MT		gear JB1/3	<b>22284</b>	Boot Kit	R		gs			L:103.5/Ø1=24/Ø2=72
		MT		gear JB1/3	<b>24119</b>	Driveshaft	L			26	L:630/A:21/Ø Tripodroller:30	
1.9 dTi (59 kW)	02.00 -	MT	x	gear JB1/3	<b>24120</b>	Driveshaft	L			26	L:630/A:21/ABS:26/Ø Tripodroller:30	
		MT	x	11.02 -, (+) Off-Road Suspension	<b>24532</b>	Driveshaft	L			26	L:631/A:23/ABS:44/Ø Tripodroller:30	
		MT		gear JB1/3	<b>24118</b>	Driveshaft	R			11	L:754/A:21/K:23	
		MT	x	gear JB1/3	<b>23665</b>	Driveshaft	R			11	L:754/A:21/K:23/ABS:26	
		MT		gear JB1/3	<b>22284</b>	Boot Kit	R		gs			L:103.5/Ø1=24/Ø2=72
		MT		gear JB1/3	<b>24119</b>	Driveshaft	L			26	L:630/A:21/Ø Tripodroller:30	
1.9 dCi 4x4 (59 kW)	10.01 -	MT	x	gear JC7	<b>21599</b>	Driveshaft	L	F		26	L:640/ABS:44/Ø ABS ring:87/Ø Tripodroller:30	
		MT	x	gear JC7	<b>21598</b>	Driveshaft	R	F			L:756/ABS:44/Ø ABS ring:87	
		MT	x	gear JC7	<b>21603</b>	Driveshaft	L/R	R			L:744/ABS:44/Ø ABS ring:87	
1.9 dCi (62 kW)	07.03 -	MT	x	(+) Off-Road Suspension	<b>24532</b>	Driveshaft	L			26	L:631/A:23/ABS:44/Ø Tripodroller:30	

		Transm.	with ABS Ring		Part-No.	Description	L	F	Wheel Side	Gear Box Side	Pic. No.	Technical Specification  Further details on page I
		MT Manual AT Autom.					Left R	Front R				

( RENAULT )

( RENAULT )

KANGOO (KW0/1_)												
1.6 (64 kW)	02.08 -	MT		type KW00	24721	Driveshaft	L				6	L:673/A:27/D:26
		MT		type KW00	24722	Driveshaft	R				9	L:922/A:27/D:26
1.6 16V / 1.6 16V Hi-Flex (78 kW)	02.08 -	MT			24721	Driveshaft	L				6	L:673/A:27/D:26
		MT			24722	Driveshaft	R				9	L:922/A:27/D:26
1.5 dCi (50/63 kW)	02.08 -	MT			24721	Driveshaft	L				6	L:673/A:27/D:26
		MT			24722	Driveshaft	R				9	L:922/A:27/D:26
KANGOO EXPRESS (FW0/1_)												
1.6 (64 kW)	02.08 -	MT		type FW00	24721	Driveshaft	L				6	L:673/A:27/D:26
		MT		type FW00	24722	Driveshaft	R				9	L:922/A:27/D:26
1.6 16V LPG (72 kW)	02.08 -	MT			24721	Driveshaft	L				6	L:673/A:27/D:26
		MT			24722	Driveshaft	R				9	L:922/A:27/D:26
1.6 16V (78 kW)	02.08 -	MT			24721	Driveshaft	L				6	L:673/A:27/D:26
		MT			24722	Driveshaft	R				9	L:922/A:27/D:26
1.5 dCi (50/63/66 kW)	02.08 -	MT			24721	Driveshaft	L				6	L:673/A:27/D:26
		MT			24722	Driveshaft	R				9	L:922/A:27/D:26
KANGOO BE BOP (KW0/1_)												
1.6 (78 kW)	02.09 -	MT			24721	Driveshaft	L				6	L:673/A:27/D:26
		MT			24722	Driveshaft	R				9	L:922/A:27/D:26
1.5 dCi (66 kW)	06.09 -	MT			24721	Driveshaft	L				6	L:673/A:27/D:26
		MT			24722	Driveshaft	R				9	L:922/A:27/D:26
LAGUNA / LAGUNA GRANDTOUR (B56_, K56_)												
1.6 16V (79 kW)	11.97 - 03.01	MT			21711	Driveshaft	L				26	L:706/A:23
		MT			22326	Driveshaft	R				11	L:750/A:23/K:23
		MT		TPE boot	22292	Boot Kit			ws			L:140/Ø1=28/Ø2=88
		MT			22283	Boot Kit	L			gs		L:88/Ø1=28/Ø2=74
1.8 (66/69 kW)	11.93 - 03.01	MT		Ch.-No. - 950213, gear JB3/JC5	22133	Driveshaft	L				26	L:701/A:23
		MT		Ch.-No. 950214 - , gear JB3/JC5	22135	Driveshaft	L				26	L:701/A:21
		MT	x	- 05.98, gear JB3/JC5	22137	Driveshaft	L				26	L:701/A:23/ABS:44
		MT		Ch.-No. - 950213, gear JB3/JC5	22132	Driveshaft	R				6	L:750/A:23/K:23
		MT		Ch.-No. 950214 - , gear JB3/JC5	22134	Driveshaft	R				6	L:750/A:21/K:23
		MT	x	- 05.98, gear JB3/JC5	22136	Driveshaft	R				6	L:750/A:23/K:23/ABS:44/without bearing
		MT		Ch.-No. - 950213, ABS seat prepared (Ø 75)	20357	Joint Kit			ws		27	A:23/F:25/O:56.5/Z
		MT		Ch.-No. 950214 -	21096	Joint Kit			ws		27	A:21/F:25/O:56.3/Z
		MT			23040	Boot Kit			ws			L:83/Ø1=22/Ø2=84
		MT		with bearing	26021	Boot Kit	L			gs		L:88/Ø1=25.8/Ø2=116.5
		MT		with bearing	26285	Boot Kit	L			gs		L:88/Ø1=23.8/Ø2=116.5
		MT		with bearing	26284	Boot Kit	L			gs		L:88/Ø1=22.8/Ø2=116.5
		MT			23090	Boot Kit	R			gs		L:115/Ø1=24/Ø2=74
1.8 16V (88 kW)	04.98 - 03.01	MT			21711	Driveshaft	L				26	L:706/A:23
		MT			22326	Driveshaft	R				11	L:750/A:23/K:23

		MT		TPE boot	<b>23132</b>	Boot Kit			ws			L:135/Ø1=23/Ø2=78
1.9 dTi (72 kW)	10.97 - 03.01	MT			<b>21711</b>	Driveshaft	L				26	L:706/A:23
		MT			<b>21721</b>	Driveshaft	R				5	L:747/A:23/K:23
		MT		TPE boot	<b>22292</b>	Boot Kit			ws			L:140/Ø1=28/Ø2=88
1.9 dCi (79 kW)	09.99 - 03.01	MT			<b>22338</b>	Driveshaft	L				26	L:620/A:23/Ø Tripodroller:37
		MT			<b>22339</b>	Driveshaft	R				9	L:930/A:23/D:39
2.0 (70/83 kW)	11.93 - 03.01	MT		Ch.-No. - 950213, gear JB3/JC5	<b>22133</b>	Driveshaft	L				26	L:701/A:23
		MT		Ch.-No. 950214 - , gear JB3/JC5	<b>22135</b>	Driveshaft	L				26	L:701/A:21
		MT	x	- 05.98, gear JB3/JC5	<b>22137</b>	Driveshaft	L				26	L:701/A:23/ABS:44
		MT		Ch.-No. - 950213, gear JB3/JC5	<b>22132</b>	Driveshaft	R				6	L:750/A:23/K:23
		MT		Ch.-No. 950214 - , gear JB3/JC5	<b>22134</b>	Driveshaft	R				6	L:750/A:21/K:23
		MT	x	- 05.98, gear JB3/JC5	<b>22136</b>	Driveshaft	R				6	L:750/A:23/K:23/ABS:44/without bearing
		MT		Ch.-No. - 950213, ABS seat prepared (Ø 75)	<b>20357</b>	Joint Kit			ws		27	A:23/F:25/O:56.5/Z
		MT		Ch.-No. 950214 -	<b>21096</b>	Joint Kit			ws		27	A:21/F:25/O:56.3/Z
		MT			<b>23040</b>	Boot Kit			ws			L:83/Ø1=22/Ø2=84
		MT		with bearing	<b>26021</b>	Boot Kit	L			gs		L:88/Ø1=25.8/Ø2=116.5
		MT		with bearing	<b>26285</b>	Boot Kit	L			gs		L:88/Ø1=23.8/Ø2=116.5
		MT		with bearing	<b>26284</b>	Boot Kit	L			gs		L:88/Ø1=22.8/Ø2=116.5
		MT			<b>23090</b>	Boot Kit	R			gs		L:115/Ø1=24/Ø2=74
2.0 16V (103 kW)	09.99 - 03.01	MT			<b>21711</b>	Driveshaft	L				26	L:706/A:23
		MT			<b>22326</b>	Driveshaft	R				11	L:750/A:23/K:23
2.2 D (61 kW)	11.93 - 03.01	MT		gear JC5	<b>22146</b>	Driveshaft	L				26	L:657/A:23
		MT	x	gear JC5	<b>22147</b>	Driveshaft	L				26	L:657/A:23/ABS:44
		MT		gear JC5	<b>22126</b>	Driveshaft	R				9	L:828/A:23/K:23
		MT	x	gear JC5	<b>22125</b>	Driveshaft	R				9	L:828/A:23/K:23/ABS:44/with bearing
		MT		ABS seat prepared (Ø 75)	<b>20357</b>	Joint Kit			ws		27	A:23/F:25/O:56.5/Z
		MT			<b>23040</b>	Boot Kit			ws			L:83/Ø1=22/Ø2=84
		MT		with bearing	<b>26021</b>	Boot Kit	L			gs		L:88/Ø1=25.8/Ø2=116.5
		MT		with bearing	<b>26285</b>	Boot Kit	L			gs		L:88/Ø1=23.8/Ø2=116.5
		MT		with bearing	<b>26284</b>	Boot Kit	L			gs		L:88/Ø1=22.8/Ø2=116.5
2.2 dT (83 kW)	03.96 - 03.01	MT		gear PK1	<b>22127</b>	Driveshaft	L				26	L:593/A:23
		MT		gear PK1	<b>22128</b>	Driveshaft	R				9	L:979/A:23/D:39
		MT			<b>21591</b>	Joint Kit			ws		27	A:23/F:27/O:56.5/X
		MT		TPE boot	<b>21592</b>	Boot Kit			ws			L:144/Ø1=30/Ø2=95
3.0 (123 kW)	11.93 - 03.01	MT		gear PK1	<b>22127</b>	Driveshaft	L				26	L:593/A:23
		MT		gear PK1	<b>22128</b>	Driveshaft	R				9	L:979/A:23/D:39
		MT			<b>21591</b>	Joint Kit			ws		27	A:23/F:27/O:56.5/X
		MT		TPE boot	<b>21592</b>	Boot Kit			ws			L:144/Ø1=30/Ø2=95
3.0 24V (140 kW)	03.97 - 03.01	MT			<b>22341</b>	Driveshaft	L				26	L:593/A:23/Ø Tripodroller:38
		AT			<b>22340</b>	Driveshaft	L				26	L:592/A:23/Ø Tripodroller:37
		MT			<b>22343</b>	Driveshaft	R				9	L:987/A:23/D:39
		AT			<b>22342</b>	Driveshaft	R				9	L:925/A:23/D:37
<b>LAGUNA II (BG0/1_) / LAGUNA II GRANDTOUR (KG0/1_)</b>												
1.6 16V (76 kW)	06.01 - 10.03	MT			<b>24605</b>	Boot Kit	L			gs		L:85/Ø1=25.7/Ø2=107/with bearing
		MT		TPE boot	<b>24608</b>	Boot Kit	R			gs		L:97/Ø1=25.5/Ø2=69.4 (for tripod joint)
1.6 16V (79 kW)	03.01 -	MT5		gear JH3	<b>24242</b>	Driveshaft	L				26	L:723/A:27/Ø Tripodroller:30
		AT			<b>22334</b>	Driveshaft	L				13	L:705/A:27/D:26
		MT5		gear JH3	<b>24243</b>	Driveshaft	R				9	L:790/A:27/D:23
		AT			<b>22335</b>	Driveshaft	R				9	L:830/A:27/K:23

		Transm.	with ABS Ring		Part-No.	Description	L	F	Wheel Side	Gear Box Side	Pic. No.	Technical Specification  Further details on page I
		MT Manual AT Autom.					Left R Right	Front R Rear				

( RENAULT )

( RENAULT )

LAGUNA II (BG0/1_) / LAGUNA II GRANDTOUR (KG0/1_)												
1.6 16V (79 kW)	03.01 -	MT5			24605	Boot Kit	L			gs		L:85/Ø1=25.7/Ø2=107/with bearing
		MT5		TPE boot	24608	Boot Kit	R			gs		L:97/Ø1=25.5/Ø2=69.4 (for tripod joint)
1.6 16V (82 kW)	02.05 -	MT5		gear JH3	24242	Driveshaft	L				26	L:723/A:27/Ø Tripodroller:30
		MT5		gear JH3	24243	Driveshaft	R				9	L:790/A:27/D:23
1.8 16V (85/89 kW)	03.01 -	MT			22331	Driveshaft	L				26	L:722/A:27/Ø Tripodroller:30
		MT			22333	Driveshaft	R					L:795/A:27/K:23
		MT			24605	Boot Kit	L			gs		L:85/Ø1=25.7/Ø2=107/with bearing
1.8 16V (88 kW)	03.01 -	MT5/MT6			22331	Driveshaft	L				26	L:722/A:27/Ø Tripodroller:30
		MT5/MT6			22333	Driveshaft	R					L:795/A:27/K:23
2.0 16V (95 kW)	09.02 - 05.05	MT		TPE boot	24608	Boot Kit				gs		L:97/Ø1=25.5/Ø2=69.4 (for tripod joint)
2.0 16V (99 kW)	08.02 -	MT/AT		Ch.-No. - 040504, engine F4R 712/714, gear JR5	22331	Driveshaft	L				26	L:722/A:27/Ø Tripodroller:30
		MT		06.04 -, (OE:8200565217)	24578	Driveshaft	L				6	L:695/A:27/D:26
		MT		Ch.-No. - 040504, engine F4R 712/714, gear JR5	24249	Driveshaft	R				9	L:790/A:27/K:23/with bearing
		MT/AT		engine F4R713, TPE boot	24608	Boot Kit				gs		L:97/Ø1=25.5/Ø2=69.4 (for tripod joint)
2.0 16V IDE (103 kW)	04.01 -	MT			22333	Driveshaft	R					L:795/A:27/K:23
		AT			22330	Driveshaft	L				13	L:705/A:27/D:26
		AT	x		22323	Driveshaft	R				26	L:652/A:21/ABS:44/Ø Tripodroller:30
		MT/AT			24605	Boot Kit	L			gs		L:85/Ø1=25.7/Ø2=107/with bearing
2.0 16V Turbo (120 kW)	01.03 -	MT/AT		- 01.05, engine F4R764 (OE:8200243985)	24576	Driveshaft	L				26	L:633/A:27/Ø Tripodroller:37
3.0 V6 24V (152 kW)	03.01 -	MT/AT			23745	Driveshaft	L				13	L:625/A:27/D:26
1.9 dCi (68 kW)	03.04 -	MT			22327	Driveshaft	L				26	L:635/A:27/Ø Tripodroller:37
		MT			22328	Driveshaft	R				9	L:968/A:27/D:39
1.9 dCi (74 kW)	10.01 -	MT			22327	Driveshaft	L				26	L:635/A:27/Ø Tripodroller:37
		MT			22328	Driveshaft	R				9	L:968/A:27/D:39
1.9 dCi (81 kW)	01.05 -	MT			22327	Driveshaft	L				26	L:635/A:27/Ø Tripodroller:37
		MT			22328	Driveshaft	R				9	L:968/A:27/D:39
		MT			22283	Boot Kit	L			gs		L:88/Ø1=28/Ø2=74
1.9 dCi (96 kW)	05.05 -	MT			22327	Driveshaft	L				26	L:635/A:27/Ø Tripodroller:37
		MT			22328	Driveshaft	R				9	L:968/A:27/D:39
		MT		TPE boot	24608	Boot Kit	R			gs		L:97/Ø1=25.5/Ø2=69.4 (for tripod joint)
1.9 dCi (77 kW)	06.01 -	AT4/AT5			22330	Driveshaft	L				13	L:705/A:27/D:26
		AT4/AT5			23746	Driveshaft	R					L:825/A:25/K:26
		MT			22333	Driveshaft	R					L:795/A:27/K:23
		MT/AT			24605	Boot Kit	L			gs		L:85/Ø1=25.7/Ø2=107/with bearing
1.9 dCi (88 kW)	03.01 -	MT5/MT6			22327	Driveshaft	L				26	L:635/A:27/Ø Tripodroller:37
		MT5/MT6			22328	Driveshaft	R				9	L:968/A:27/D:39
		AT4/AT5			23746	Driveshaft	R					L:825/A:25/K:26
2.0 dCi (110/127 kW)	08.05 -	MT/AT			24445	Driveshaft	R				9	L:985/A:27/D:39/with bearing
2.2 dCi (85 kW)	04.04 - 10.05	MT		OE: 8200470131	24451	Driveshaft	L				26	L:595/A:27/Tripodroller:37
2.2 dCi (102 kW)	05.05 -	MT		OE: 8200470131	24451	Driveshaft	L				26	L:595/A:27/Tripodroller:37
2.2 dCi (110 kW)	10.01 -	MT		OE: 8200470131	24451	Driveshaft	L				26	L:595/A:27/Tripodroller:37



		MT			22337	Driveshaft	R				9	L:1050/A:27/D:38
		AT			22336	Driveshaft	R				9	L:980/A:27/D:26
<b>LOGAN (LS)</b>												
1.4 (55 kW)	09.04 -	MT			24605	Boot Kit	L			gs		L:85/Ø1=25.7/Ø2=107/with bearing
1.6 (64 kW)	09.04 -	MT			24605	Boot Kit	L			gs		L:85/Ø1=25.7/Ø2=107/with bearing
1.5 dCi (50 kW)	04.07 -	MT			24605	Boot Kit	L			gs		L:85/Ø1=25.7/Ø2=107/with bearing
<b>LOGAN KOMBI (KS)</b>												
1.5 dCi (50 kW)	04.07 -	MT			24460	Driveshaft	L				13	L:660/A:23/D:26
		MT		Manufacturer: NTN	24398	Driveshaft	R				9	L:900/A:23/D:26/with bearing
<b>MASTER I</b>												
30 2,2 (67 kW)	08.80 - 07.98	MT		01.83 - , gear RNUR	22055	Driveshaft	L/R				10	L:840/A:32/K:27
		MT		08.82 - , Ch.-No. 23782 - , gear ZF	22030	Driveshaft	L/R				6	L:895/A:32/K:31
		MT		08.82 - , gear RNUR / ZF	23098	Boot Kit			ws			
		MT		08.82 - , gear RNUR / ZF	23114	Boot Kit				gs		L:121/Ø1=26/Ø2=81
<b>MASTER II</b>												
1.9 dTi (59 kW)	09.00 -	MT		gear PF1	21055	Driveshaft	L				26	L:641/A:28
		MT	x	gear PF1	21057	Driveshaft	L				26	L:641/A:28/ABS:51
		MT		gear PK5	21053	Driveshaft	L				26	L:668/A:28
		MT	x	gear PK5	21051	Driveshaft	L				26	L:668/A:28/ABS:51
		MT		gear PF1	21056	Driveshaft	R				8	L:1180/A:28/D:39
		MT	x	gear PF1	21058	Driveshaft	R				8	L:1180/A:28/D:39/ABS:51
		MT		gear PK5	21284	Driveshaft	R				8	L:1148/A:28/D:39
		MT	x	gear PK5	21286	Driveshaft	R				8	L:1148/A:28/D:39/ABS:51
		MT			20713	Joint Kit			ws		27	A:28/F:36/O:65/X
		MT	x		20712	Joint Kit			ws		27	A:28/F:36/O:65/X/ABS:51
		MT			20699	Boot Kit			ws			L:150/Ø1=27.5/Ø2=98
1.9 dCi 80 (60 kW)	11.01 -	MT		gear PF1	21055	Driveshaft	L				26	L:641/A:28
		MT	x	gear PF1	21057	Driveshaft	L				26	L:641/A:28/ABS:51
		MT		gear PK5	21053	Driveshaft	L				26	L:668/A:28
		MT	x	gear PK5	21051	Driveshaft	L				26	L:668/A:28/ABS:51
		MT		gear PF1	21056	Driveshaft	R				8	L:1180/A:28/D:39
		MT	x	gear PF1	21058	Driveshaft	R				8	L:1180/A:28/D:39/ABS:51
		MT		gear PK5	21284	Driveshaft	R				8	L:1148/A:28/D:39
		MT	x	gear PK5	21286	Driveshaft	R				8	L:1148/A:28/D:39/ABS:51
		MT			20713	Joint Kit			ws		27	A:28/F:36/O:65/X
		MT	x		20712	Joint Kit			ws		27	A:28/F:36/O:65/X/ABS:51
		MT			20699	Boot Kit			ws			L:150/Ø1=27.5/Ø2=98
2.2 dCi 90 (66 kW)	09.00 -	MT		gear PF1	21053	Driveshaft	L				26	L:668/A:28
		MT	x	gear PF1	21051	Driveshaft	L				26	L:668/A:28/ABS:51
		MT		gear PF1	21059	Driveshaft	R				8	L:1148/A:28/D:39
		MT	x	gear PF1	21060	Driveshaft	R				8	L:1148/A:28/D:39/ABS:51
		MT			20713	Joint Kit			ws		27	A:28/F:36/O:65/X
		MT	x		20712	Joint Kit			ws		27	A:28/F:36/O:65/X/ABS:51
		MT			20699	Boot Kit			ws			L:150/Ø1=27.5/Ø2=98
2.5 D (59 kW)	07.98 - 01.01	MT		gear PF1	21053	Driveshaft	L				26	L:668/A:28
		MT	x	gear PF1	21051	Driveshaft	L				26	L:668/A:28/ABS:51
		MT		gear PF1	21054	Driveshaft	R				8	L:1123/A:28/D:39
		MT	x	gear PF1	21052	Driveshaft	R				8	L:1123/A:28/D:39/ABS:51
		MT		04.00 -	20713	Joint Kit			ws		27	A:28/F:36/O:65/X

		Transm. <b>MT</b> Manual <b>AT</b> Autom.	with ABS Ring		<b>Part-No.</b>	<b>Description</b>	<b>L</b> Left <b>R</b> Right	<b>F</b> Front <b>R</b> Rear	<b>Wheel</b> <b>Side</b>	<b>Gear</b> <b>Box</b> <b>Side</b>	<b>Pic.</b> <b>No.</b>	<b>Technical Specification</b>  Further details on page I
---	---	---	---------------------	--	-----------------	--------------------	---------------------------------------	---------------------------------------	-----------------------------	--	---------------------------	---

( RENAULT )

( RENAULT )

<b>MASTER II</b>												
2.5 D (59 kW)	07.98 - 01.01	MT	x	04.00 -	<b>20712</b>	Joint Kit			ws		27	A:28/F:36/O:65/X/ABS:51
		MT			<b>20699</b>	Boot Kit			ws			L:150/Ø1=27.5/Ø2=98
2.5 dCi 100 (73 kW)	10.03 -	MT		gear PK5	<b>21549</b>	Driveshaft	L				26	L:660/A:28
		MT	x	gear PK5	<b>21551</b>	Driveshaft	L				26	L:660/A:28/ABS:51
		MT		gear PK5	<b>21550</b>	Driveshaft	R				8	L:1158/A:28/D:39
		MT	x	gear PK5	<b>21552</b>	Driveshaft	R				8	L:1158/A:28/D:39/ABS:51
2.5 dCi 120 (84 kW)	10.01 -	MT		gear PK5	<b>21549</b>	Driveshaft	L				26	L:660/A:28
		MT	x	gear PK5	<b>21551</b>	Driveshaft	L				26	L:660/A:28/ABS:51
		MT		gear PK5	<b>21550</b>	Driveshaft	R				8	L:1158/A:28/D:39
		MT	x	gear PK5	<b>21552</b>	Driveshaft	R				8	L:1158/A:28/D:39/ABS:51
2.8 dTi (84 kW)	07.98 - 10.01	MT		gear PK5	<b>21053</b>	Driveshaft	L				26	L:668/A:28
		MT	x	gear PK5	<b>21051</b>	Driveshaft	L				26	L:668/A:28/ABS:51
		MT		gear PK5	<b>21054</b>	Driveshaft	R				8	L:1123/A:28/D:39
		MT	x	gear PK5	<b>21052</b>	Driveshaft	R				8	L:1123/A:28/D:39/ABS:51
		MT		04.00 -	<b>20713</b>	Joint Kit			ws		27	A:28/F:36/O:65/X
		MT	x	04.00 -	<b>20712</b>	Joint Kit			ws		27	A:28/F:36/O:65/X/ABS:51
		MT			<b>20699</b>	Boot Kit			ws			L:150/Ø1=27.5/Ø2=98
3.0 dCi 140 (100 kW)	10.03 -	MT	x	gear PF6	<b>21553</b>	Driveshaft	L				6	L:709/A:28/D:39/ABS:51
		MT	x	gear PF6	<b>21554</b>	Driveshaft	R				8	L:1154/A:28/D:39/ABS:51
<b>MEGANE I</b>												
1.4 Eco (52 kW)	01.96 - 03.99	MT		gear JB1/3,JC5	<b>20972</b>	Driveshaft	L				26	L:648/A:21
		MT	x	gear JB1/3,JC5	<b>20960</b>	Driveshaft	L				26	L:651/A:21/ABS:44
		MT		gear JB1/3,JC5, (self-locking)	<b>21566</b>	Driveshaft	R				5	L:758/A:21/K:23
		MT	x	gear JB1/3,JC5, (self-locking)	<b>21564</b>	Driveshaft	R				5	L:758/A:21/K:23/ABS:44
		MT			<b>23007</b>	Boot Kit			ws			L:120/Ø1=28/Ø2=75.5
		MT		with bearing	<b>26021</b>	Boot Kit	L			gs		L:88/Ø1=25.8/Ø2=116.5
		MT		with bearing	<b>26285</b>	Boot Kit	L			gs		L:88/Ø1=23.8/Ø2=116.5
		MT		with bearing	<b>26284</b>	Boot Kit	L			gs		L:88/Ø1=22.8/Ø2=116.5
		MT			<b>23006</b>	Boot Kit	R			gs		L:111/Ø1=17/Ø2=63
		MT			<b>23090</b>	Boot Kit	R			gs		L:115/Ø1=24/Ø2=74
1.4 / 1.4 e (55 kW)	01.96 - 08.03	MT		gear JB1/3,JC5	<b>20972</b>	Driveshaft	L				26	L:648/A:21
		MT	x	gear JB1/3,JC5	<b>20960</b>	Driveshaft	L				26	L:651/A:21/ABS:44
		MT		gear JB1/3,JC5, (self-locking)	<b>21566</b>	Driveshaft	R				5	L:758/A:21/K:23
		MT	x	gear JB1/3,JC5, (self-locking)	<b>21564</b>	Driveshaft	R				5	L:758/A:21/K:23/ABS:44
		MT			<b>23007</b>	Boot Kit			ws			L:120/Ø1=28/Ø2=75.5
		MT		with bearing	<b>26021</b>	Boot Kit	L			gs		L:88/Ø1=25.8/Ø2=116.5
		MT		with bearing	<b>26285</b>	Boot Kit	L			gs		L:88/Ø1=23.8/Ø2=116.5
		MT		with bearing	<b>26284</b>	Boot Kit	L			gs		L:88/Ø1=22.8/Ø2=116.5
		MT			<b>23006</b>	Boot Kit	R			gs		L:111/Ø1=17/Ø2=63
		MT			<b>23090</b>	Boot Kit	R			gs		L:115/Ø1=24/Ø2=74
1.4 16V (70 kW)	03.99 - 08.03	MT		gear JB1/3,JC5	<b>20972</b>	Driveshaft	L				26	L:648/A:21

		MT	x	gear JB1/3,JC5	20960	Driveshaft	L				26	L:651/A:21/ABS:44
		MT		gear JB1/3,JC5 (self-locking)	21566	Driveshaft	R				5	L:758/A:21/K:23
		MT	x	gear JB1/3,JC5 (self-locking)	21564	Driveshaft	R				5	L:758/A:21/K:23/ABS:44
		MT			23007	Boot Kit			ws			L:120/Ø1=28/Ø2=75.5
		MT		with bearing	26021	Boot Kit	L			gs		L:88/Ø1=25.8/Ø2=116.5
		MT		with bearing	26285	Boot Kit	L			gs		L:88/Ø1=23.8/Ø2=116.5
		MT		with bearing	26284	Boot Kit	L			gs		L:88/Ø1=22.8/Ø2=116.5
		MT			23006	Boot Kit	R			gs		L:111/Ø1=17/Ø2=63
		MT			23090	Boot Kit	R			gs		L:115/Ø1=24/Ø2=74
1.6 i / 1.6 e (55/66 kW)	01.96 - 03.99	MT		gear JB1/3,JC5	20972	Driveshaft	L				26	L:648/A:21
		MT	x	gear JB1/3,JC5	20960	Driveshaft	L				26	L:651/A:21/ABS:44
		MT		gear JB1/3,JC5, (self-locking)	21566	Driveshaft	R				5	L:758/A:21/K:23
		MT	x	gear JB1/3,JC5, (self-locking)	21564	Driveshaft	R				5	L:758/A:21/K:23/ABS:44
		MT			23007	Boot Kit			ws			L:120/Ø1=28/Ø2=75.5
		MT		with bearing	26021	Boot Kit	L			gs		L:88/Ø1=25.8/Ø2=116.5
		MT		with bearing	26285	Boot Kit	L			gs		L:88/Ø1=23.8/Ø2=116.5
		MT		with bearing	26284	Boot Kit	L			gs		L:88/Ø1=22.8/Ø2=116.5
		MT			23006	Boot Kit	R			gs		L:111/Ø1=17/Ø2=63
		MT			23090	Boot Kit	R			gs		L:115/Ø1=24/Ø2=74
1.6 16V (79 kW)	03.99 - 08.03	MT		10.06 -	24528	Driveshaft	L				6	L:680/A:23/D:26
		MT		gear JB1/3,JC5	20972	Driveshaft	L				26	L:648/A:21
		MT	x	gear JB1/3,JC5	20960	Driveshaft	L				26	L:651/A:21/ABS:44
		MT		gear JB1/3,JC5, (self-locking)	21566	Driveshaft	R				5	L:758/A:21/K:23
		MT	x	gear JB1/3,JC5, (self-locking)	21564	Driveshaft	R				5	L:758/A:21/K:23/ABS:44
		MT			23007	Boot Kit			ws			L:120/Ø1=28/Ø2=75.5
		MT		with bearing	26021	Boot Kit	L			gs		L:88/Ø1=25.8/Ø2=116.5
		MT		with bearing	26285	Boot Kit	L			gs		L:88/Ø1=23.8/Ø2=116.5
		MT		with bearing	26284	Boot Kit	L			gs		L:88/Ø1=22.8/Ø2=116.5
		MT			23006	Boot Kit	R			gs		L:111/Ø1=17/Ø2=63
		MT			23090	Boot Kit	R			gs		L:115/Ø1=24/Ø2=74
1.8 16V (85 kW)	01.01 - 08.03	MT	x		22928	Driveshaft	L				26	L:656/A:23/ABS:44/Ø Tripodroller:30
		MT	x		23744	Driveshaft	R					L:755/A:23/K:23/ABS:44/with bearing
1.9 D / 1.9 D Eco (47 kW)	01.96 - 08.03	MT		gear JB1/3,JC5	20972	Driveshaft	L				26	L:648/A:21
		MT	x	gear JB1/3,JC5	20960	Driveshaft	L				26	L:651/A:21/ABS:44
		MT		gear JB1/3,JC5, (self-locking)	21566	Driveshaft	R				5	L:758/A:21/K:23
		MT	x	gear JB1/3,JC5, (self-locking)	21564	Driveshaft	R				5	L:758/A:21/K:23/ABS:44
		MT			23007	Boot Kit			ws			L:120/Ø1=28/Ø2=75.5
		MT		with bearing	26021	Boot Kit	L			gs		L:88/Ø1=25.8/Ø2=116.5
		MT		with bearing	26285	Boot Kit	L			gs		L:88/Ø1=23.8/Ø2=116.5
		MT		with bearing	26284	Boot Kit	L			gs		L:88/Ø1=22.8/Ø2=116.5
		MT			23006	Boot Kit	R			gs		L:111/Ø1=17/Ø2=63
		MT			23090	Boot Kit	R			gs		L:115/Ø1=24/Ø2=74
1.9 dTi (59 kW)	02.01 - 08.03	MT	x		22325	Driveshaft	L				26	L:650/A:23/ABS:44/Ø Tripodroller:30
1.9 dT/dTi (66/69 kW)	01.96 - 08.03	MT		gear JC5	20974	Driveshaft	L				26	L:648/A:23
		MT	x	gear JC5	20962	Driveshaft	L				26	L:651/A:23/ABS:44
		MT		gear JC5, (self-locking)	21567	Driveshaft	R				5	L:748/A:23/K:23
		MT	x	gear JC5, (self-locking)	21565	Driveshaft	R				5	L:760/A:23/K:23/ABS:44/without bearing
		MT		ABS seat prepared (Ø 75)	20357	Joint Kit			ws		27	A:23/F:25/O:56.5/Z
		MT			23040	Boot Kit			ws			L:83/Ø1=22/Ø2=84
		MT		with bearing	26021	Boot Kit	L			gs		L:88/Ø1=25.8/Ø2=116.5
		MT		with bearing	26285	Boot Kit	L			gs		L:88/Ø1=23.8/Ø2=116.5

		Transm.	with ABS Ring		Part-No.	Description	L	F	Wheel Side	Gear Box Side	Pic. No.	Technical Specification  Further details on page I
		MT Manual AT Autom.					Left R Right	Front R Rear				

( RENAULT )

( RENAULT )

MEGANE I												
1.9 dT/dTi (66/69 kW)	01.96 - 08.03	MT		with bearing	26284	Boot Kit	L				gs	L:88/Ø1=22.8/Ø2=116.5
		MT			23090	Boot Kit	R				gs	L:115/Ø1=24/Ø2=74
1.9 dTi (72 kW)	03.97 - 02.01	MT		gear JC5	20974	Driveshaft	L				26	L:648/A:23
		MT	x	gear JC5	20962	Driveshaft	L				26	L:651/A:23/ABS:44
		MT		gear JC5, (self-locking)	21567	Driveshaft	R				5	L:748/A:23/K:23
		MT	x	gear JC5, (self-locking)	21565	Driveshaft	R				5	L:760/A:23/K:23/ABS:44/without bearing
		MT		ABS seat prepared (Ø 75)	20357	Joint Kit				ws	27	A:23/F:25/O:56.5/Z
		MT			23040	Boot Kit				ws		L:83/Ø1=22/Ø2=84
		MT		with bearing	26021	Boot Kit	L				gs	L:88/Ø1=25.8/Ø2=116.5
		MT		with bearing	26285	Boot Kit	L				gs	L:88/Ø1=23.8/Ø2=116.5
		MT		with bearing	26284	Boot Kit	L				gs	L:88/Ø1=22.8/Ø2=116.5
		MT			23090	Boot Kit	R				gs	L:115/Ø1=24/Ø2=74
2.0 i (80 kW)	03.99 - 08.03	MT		gear JB1/3,JC5	20972	Driveshaft	L				26	L:648/A:21
		MT	x	gear JB1/3,JC5	20960	Driveshaft	L				26	L:651/A:21/ABS:44
		MT	x	OE:8200110754	24580	Driveshaft	L				26	L:655/A:23/ABS:44/Ø Tripodroller:30
		MT		gear JB1/3,JC5, (self-locking)	21566	Driveshaft	R				5	L:758/A:21/K:23
		MT	x	gear JB1/3,JC5 (self-locking)	21564	Driveshaft	R				5	L:758/A:21/K:23/ABS:44
		MT			23007	Boot Kit				ws		L:120/Ø1=28/Ø2=75.5
		MT		with bearing	26021	Boot Kit	L				gs	L:88/Ø1=25.8/Ø2=116.5
		MT		with bearing	26285	Boot Kit	L				gs	L:88/Ø1=23.8/Ø2=116.5
		MT		with bearing	26284	Boot Kit	L				gs	L:88/Ø1=22.8/Ø2=116.5
		MT			23006	Boot Kit	R				gs	L:111/Ø1=17/Ø2=63
		MT			23090	Boot Kit	R				gs	L:115/Ø1=24/Ø2=74
2.0 i (84 kW)	01.96 - 08.03	MT		gear JB1/3,JC5	20972	Driveshaft	L				26	L:648/A:21
		MT	x	gear JB1/3,JC5	20960	Driveshaft	L				26	L:651/A:21/ABS:44
		MT		gear JB1/3,JC5, (self-locking)	21566	Driveshaft	R				5	L:758/A:21/K:23
		MT	x	gear JB1/3,JC5, (self-locking)	21564	Driveshaft	R				5	L:758/A:21/K:23/ABS:44
		MT			23007	Boot Kit				ws		L:120/Ø1=28/Ø2=75.5
		MT		with bearing	26021	Boot Kit	L				gs	L:88/Ø1=25.8/Ø2=116.5
		MT		with bearing	26285	Boot Kit	L				gs	L:88/Ø1=23.8/Ø2=116.5
		MT		with bearing	26284	Boot Kit	L				gs	L:88/Ø1=22.8/Ø2=116.5
		MT			23006	Boot Kit	R				gs	L:111/Ø1=17/Ø2=63
		MT			23090	Boot Kit	R				gs	L:115/Ø1=24/Ø2=74
2.0 16V IDE (103 kW)	11.99 - 08.03	MT/AT	x	OE:8200110754	24580	Driveshaft	L				26	L:655/A:23/ABS:44/Ø Tripodroller:30
		MT/AT	x		22322	Driveshaft	R				5	L:746/A:23/K:23/ABS:44/without bearing
2.0 16V (108 kW)	03.96 - 11.99	MT		gear JC5	20974	Driveshaft	L				26	L:648/A:23
		MT	x	gear JC5	20962	Driveshaft	L				26	L:651/A:23/ABS:44
		MT		gear JC5, (self-locking)	21567	Driveshaft	R				5	L:748/A:23/K:23
		MT	x	gear JC5, (self-locking)	21565	Driveshaft	R				5	L:760/A:23/K:23/ABS:44/without bearing
		MT		ABS seat prepared (Ø 75)	20357	Joint Kit				ws	27	A:23/F:25/O:56.5/Z
		MT			23040	Boot Kit				ws		L:83/Ø1=22/Ø2=84

		MT	with bearing	26021	Boot Kit	L		gs	L:88/Ø1=25.8/Ø2=116.5		
		MT	with bearing	26285	Boot Kit	L		gs	L:88/Ø1=23.8/Ø2=116.5		
		MT	with bearing	26284	Boot Kit	L		gs	L:88/Ø1=22.8/Ø2=116.5		
		MT		23090	Boot Kit	R		gs	L:115/Ø1=24/Ø2=74		
<b>MEGANE II</b>											
1.4 16V (60 kW)	11.02 -	MT	- 02.06	24587	Driveshaft	L			13	L:690/A:23/D:26	
		MT	03.06 -	24472	Driveshaft	L			13	L:680/A:23/D:26	
		MT	gear JH, (OE:8200432514)	24628	Driveshaft	L					L:670/A:23/D:26
		MT	gear JH	23742	Driveshaft	R			9	L:915/A:23/D:26/with bearing	
		MT	TPE boot	24608	Boot Kit			gs		L:97/Ø1=25.5/Ø2=69.4 (for tripod joint)	
1.4 16V (72 kW)	11.02 -	MT	- 02.06	24587	Driveshaft	L			13	L:690/A:23/D:26	
		MT	03.06 -	24472	Driveshaft	L			13	L:680/A:23/D:26	
		MT	gear JH, (OE:8200432514)	24628	Driveshaft	L					L:670/A:23/D:26
		MT	gear JH	23742	Driveshaft	R			9	L:915/A:23/D:26/with bearing	
		MT	TPE boot	24608	Boot Kit			gs		L:97/Ø1=25.5/Ø2=69.4 (for tripod joint)	
1.6 16V (75 kW)	09.03 -	MT	10.06 -	24528	Driveshaft	L			6	L:680/A:23/D:26	
		MT	TPE boot	24608	Boot Kit			gs		L:97/Ø1=25.5/Ø2=69.4 (for tripod joint)	
1.6 (77 kW)	06.05 -	MT	10.06 -	24528	Driveshaft	L			6	L:680/A:23/D:26	
1.6 Flex-Fuel (77 kW)	01.07 -	MT		24528	Driveshaft	L			6	L:680/A:23/D:26	
		MT	TPE boot	24608	Boot Kit			gs		L:97/Ø1=25.5/Ø2=69.4 (for tripod joint)	
1.6 (83 kW)	09.03 -	MT/AT		24624	Driveshaft	L			7	L:665/A:25/D:26	
		MT/AT		24505	Driveshaft	R			9	L:920/A:25/A:26	
1.6 16V (83 kW)	11.02 -	MT5		23740	Driveshaft	R			9	L:912/A:23/D:26	
		AT4		23739	Driveshaft	R			9	L:810/A:23/K:23/with bearing	
		MT5	TPE boot	24608	Boot Kit			gs		L:97/Ø1=25.5/Ø2=69.4 (for tripod joint)	
2.0 16V (99 kW)	11.02 -	MT6		23743	Driveshaft	L			13	L:642/A:23/D:39	
		MT6		24376	Driveshaft	R					L:963/A:23/D:39
		MT6	engine F4R771 (OE:8200184199)	24582	Driveshaft	R					L:805/A:23/K:23/with bearing
		MT6	engine F4R770 (OE:8200790519)	24581	Driveshaft	R			9	L:930/A:23/D:39/with bearing	
		MT6	TPE boot	24608	Boot Kit			gs		L:97/Ø1=25.5/Ø2=69.4 (for tripod joint)	
2.0 16V Turbo (120 kW)	05.04 -	MT	engine F4R776	24375	Driveshaft	R			9	L:963/A:25/D:39/with bearing	
		MT	engine F4R776 (OE:8200790517)	24529	Driveshaft	R			9	L:932/A:25/D:39/with bearing	
2.0 Renault Sport (165 kW)	05.04 -	MT	engine F4R774	24443	Driveshaft	R			9	L:963/A:27/D:39/with bearing	
1.5 dCi (60 kW)	11.02 -	MT	engine K9K732 (OE:8200330413)	24444	Driveshaft	L			13	L:680/A:25/D:26	
		MT	- 02.06	24587	Driveshaft	L			13	L:690/A:23/D:26	
		MT	03.06 -	24472	Driveshaft	L			13	L:680/A:23/D:26	
		MT	gear JR	23742	Driveshaft	R			9	L:915/A:23/D:26/with bearing	
		MT	engine K9K732 (OE: 8200472158)	24447	Driveshaft	R			9	L:908/A:25/D:26/with bearing	
		MT	TPE boot	24608	Boot Kit			gs		L:97/Ø1=25.5/Ø2=69.4 (for tripod joint)	
1.5 dCi (63 kW)	11.02 -	MT	- 02.06	24587	Driveshaft	L			13	L:690/A:23/D:26	
		MT	03.06 -	24472	Driveshaft	L			13	L:680/A:23/D:26	
		MT	gear JR, (OE:8200432514)	24628	Driveshaft	L					L:670/A:23/D:26
		MT	gear JR	23742	Driveshaft	R			9	L:915/A:23/D:26/with bearing	
		MT	TPE boot	24608	Boot Kit			gs		L:97/Ø1=25.5/Ø2=69.4 (for tripod joint)	
1.5 dCi (76 kW)	01.07 -	MT	engine K9K728 (OE: 8200432515)	24453	Driveshaft	L			13	L:672/A:23/D:26	
		MT	engine K9K732, K9K734 (OE:8200330413)	24444	Driveshaft	L			13	L:680/A:25/D:26	
		MT	OE:8200379235	24583	Driveshaft	R			9	L:920/A:23/D:26/with bearing	
		MT	TPE boot	24608	Boot Kit			gs		L:97/Ø1=25.5/Ø2=69.4 (for tripod joint)	
1.5 dCi (78 kW)	05.05 -	MT	engine K9K728 (OE: 8200432515)	24453	Driveshaft	L			13	L:672/A:23/D:26	
		MT	engine K9K734 (OE:8200330413)	24444	Driveshaft	L			13	L:680/A:25/D:26	
		MT	engine K9K734 (OE: 8200472158)	24447	Driveshaft	R			9	L:908/A:25/D:26/with bearing	




		Transm.	with ABS Ring		Part-No.	Description	L	F	Wheel Side	Gear Box Side	Pic. No.	Technical Specification  Further details on page I
		MT Manual AT Autom.					Left R Right	Front R Rear				

( RENAULT )

( RENAULT )

MEGANE II												
1.9 dCi (68/81 kW)	03.04 -	MT			24375	Driveshaft	R				9	L:963/A:25/D:39/with bearing
		MT		OE:8200790517	24529	Driveshaft	R				9	L:932/A:25/D:39/with bearing
1.9 dCi (88 kW)	11.02 -	MT		engine F9Q 800	23741	Driveshaft	L				13	L:645/A:25/D:39
		MT		engine F9Q 800	24375	Driveshaft	R				9	L:963/A:25/D:39/with bearing
		MT		OE:8200790517	24529	Driveshaft	R				9	L:932/A:25/D:39/with bearing
1.9 dCi (96 kW)	05.05 -	MT			24375	Driveshaft	R				9	L:963/A:25/D:39/with bearing
		MT		OE:8200790517	24529	Driveshaft	R				9	L:932/A:25/D:39/with bearing
2.0 dCi (110 kW)	09.05 -	MT		OE:8200383707	24579	Driveshaft	L					L:630/A:27/D:39
MEGANE GRANDTOUR												
1.4 e (55 kW)	03.99 - 08.03	MT/AT	x		22323	Driveshaft	L				26	L:652/A:21/ABS:44/Ø Tripodroller:30
		MT/AT			22324	Driveshaft	R					L:745/A:21/K:23/O:57/ABS:44
1.4 16V (95 kW)	03.99 - 08.03	MT/AT	x		22315	Driveshaft	L				26	L:649/A:21/ABS:44/Ø Tripodroller:30
1.6 e (66 kW)	03.99 - 08.03	AT	x		23699	Driveshaft	R					L:756/A:21/K:23/ABS:44
1.6 16V (79 kW)	03.99 - 08.03	MT	x		22315	Driveshaft	L				26	L:649/A:21/ABS:44/Ø Tripodroller:30
		AT	x		22314	Driveshaft	L				13	L:640/A:23/D:26/ABS:44
		MT	x		23699	Driveshaft	R					L:756/A:21/K:23/ABS:44
		AT	x		22316	Driveshaft	R					L:812/A:23/K:23/ABS:44/without bearing
1.6 16V (83 kW)	11.02 - 08.03	MT5			23740	Driveshaft	R				9	L:912/A:23/D:26
		AT4			23739	Driveshaft	R				9	L:810/A:23/K:23/with bearing
1.8 16V (85 kW)	01.01 - 08.03	MT	x		22928	Driveshaft	L				26	L:656/A:23/ABS:44/Ø Tripodroller:30
		MT	x		23744	Driveshaft	R					L:755/A:23/K:23/ABS:44/with bearing
1.9 dTi (59 kW)	02.01 - 08.03	MT	x		22325	Driveshaft	L				26	L:650/A:23/ABS:44/Ø Tripodroller:30
1.9 dTi (72 kW)	03.99 - 08.03	MT	x		22318	Driveshaft	L				26	L:655/A:23/ABS:44/Ø Tripodroller:30
		AT	x		22314	Driveshaft	L				13	L:640/A:23/D:26/ABS:44
		MT			22317	Driveshaft	R					L:755/A:23/K:23/ABS:44/without bearing
MEGANE II GRANDTOUR												
1.4 (72 kW)	08.03 -	MT		- 02.06	24587	Driveshaft	L				13	L:690/A:23/D:26
		MT		03.06 -	24472	Driveshaft	L				13	L:680/A:23/D:26
		MT			24624	Driveshaft	L				7	L:665/A:25/D:26
		MT		gear JH, (OE:8200432514)	24628	Driveshaft	L					L:670/A:23/D:26
		MT			24505	Driveshaft	R				9	L:920/A:25/A:26
		MT		gear JH	23742	Driveshaft	R				9	L:915/A:23/D:26/with bearing
		MT		TPE boot	24608	Boot Kit				gs		L:97/Ø1=25.5/Ø2=69.4 (for tripod joint)
1.6 Hi-Flex (77 kW)	02.08 -	MT			24528	Driveshaft	L				6	L:680/A:23/D:26
		MT		TPE boot	24608	Boot Kit				gs		L:97/Ø1=25.5/Ø2=69.4 (for tripod joint)
1.6 16V (83 kW)	08.03 -	MT/AT			24624	Driveshaft	L				7	L:665/A:25/D:26
		MT/AT			24505	Driveshaft	R				9	L:920/A:25/A:26
		AT4			23739	Driveshaft	R				9	L:810/A:23/K:23/with bearing
		MT5		TPE boot	24608	Boot Kit				gs		L:97/Ø1=25.5/Ø2=69.4 (for tripod joint)
2.0 16V (99 kW)	08.03 -	MT6			24376	Driveshaft	R					L:963/A:23/D:39

		MT6		engine F4R771 (OE:8200184199)	24582	Driveshaft	R						L:805/A:23/K:23/with bearing
		MT6		engine F4R770 (OE:8200790519)	24581	Driveshaft	R				9		L:930/A:23/D:39/with bearing
		MT6		TPE boot	24608	Boot Kit				gs			L:97/Ø1=25.5/Ø2=69.4 (for tripod joint)
1.5 dCi (60 kW)	08.03 -	MT		engine K9K732 (OE:8200330413)	24444	Driveshaft	L				13		L:680/A:25/D:26
		MT		- 02.06	24587	Driveshaft	L				13		L:690/A:23/D:26
		MT		03.06 -	24472	Driveshaft	L				13		L:680/A:23/D:26
		MT		gear JR, (OE:8200432514)	24628	Driveshaft	L						L:670/A:23/D:26
		MT		engine K9K732 (OE:8200472158)	24447	Driveshaft	R				9		L:908/A:25/D:26/with bearing
		MT		gear JR	23742	Driveshaft	R				9		L:915/A:23/D:26/with bearing
		MT		TPE boot	24608	Boot Kit				gs			L:97/Ø1=25.5/Ø2=69.4 (for tripod joint)
1.5 dCi (63 kW)	05.05 -	MT		- 02.06	24587	Driveshaft	L				13		L:690/A:23/D:26
		MT		03.06 -	24472	Driveshaft	L				13		L:680/A:23/D:26
		MT		gear JR, (OE:8200432514)	24628	Driveshaft	L						L:670/A:23/D:26
		MT		gear JR	23742	Driveshaft	R				9		L:915/A:23/D:26/with bearing
		MT		TPE boot	24608	Boot Kit				gs			L:97/Ø1=25.5/Ø2=69.4 (for tripod joint)
1.5 dCi (74 kW)	02.04 -	MT		engine K9K728 (OE:8200432515)	24453	Driveshaft	L				13		L:672/A:23/D:26
		MT		engine K9K728 (OE:8200379235)	24583	Driveshaft	R				9		L:920/A:23/D:26/with bearing
		MT		TPE boot	24608	Boot Kit				gs			L:97/Ø1=25.5/Ø2=69.4 (for tripod joint)
1.5 dCi (76 kW)	01.07 -	MT		engine K9K728 (OE:8200432515)	24453	Driveshaft	L				13		L:672/A:23/D:26
		MT		OE:8200379235	24583	Driveshaft	R				9		L:920/A:23/D:26/with bearing
		MT		TPE boot	24608	Boot Kit				gs			L:97/Ø1=25.5/Ø2=69.4 (for tripod joint)
1.5 dCi (78 kW)	05.05 -	MT		engine K9K728 (OE:8200432515)	24453	Driveshaft	L				13		L:672/A:23/D:26
		MT		engine K9K734 (OE:8200330413)	24444	Driveshaft	L				13		L:680/A:25/D:26
		MT		engine K9K734 (OE:8200472158)	24447	Driveshaft	R				9		L:908/A:25/D:26/with bearing
1.9 dCi (68/81 kW)	03.04 -	MT			24375	Driveshaft	R				9		L:963/A:25/D:39/with bearing
		MT		OE:8200790517	24529	Driveshaft	R				9		L:932/A:25/D:39/with bearing
1.9 dCi (88 kW)	08.03 -	MT6		engine F9Q 800	23741	Driveshaft	L				13		L:645/A:25/D:39
		MT		engine F9Q 800	24375	Driveshaft	R				9		L:963/A:25/D:39/with bearing
		MT		engine F9Q 800 (OE:8200790517)	24529	Driveshaft	R				9		L:932/A:25/D:39/with bearing
1.9 dCi (96 kW)	05.05 -	MT		engine F9Q 803	24375	Driveshaft	R				9		L:963/A:25/D:39/with bearing
		MT		engine F9Q 803 (OE:8200790517)	24529	Driveshaft	R				9		L:932/A:25/D:39/with bearing
<b>MEGANE SCENIC</b>													
1.4 i (55 kW)	01.97 - 09.99	MT		gear JB1/3,JC5	20972	Driveshaft	L				26		L:648/A:21
		MT	x	gear JB1/3,JC5	20960	Driveshaft	L				26		L:651/A:21/ABS:44
		MT		gear JB1/3,JC5, (self-locking)	21566	Driveshaft	R				5		L:758/A:21/K:23
		MT	x	gear JB1/3,JC5, (self-locking)	21564	Driveshaft	R				5		L:758/A:21/K:23/ABS:44
		MT			23007	Boot Kit			ws				L:120/Ø1=28/Ø2=75.5
		MT		with bearing	26021	Boot Kit	L			gs			L:88/Ø1=25.8/Ø2=116.5
		MT		with bearing	26285	Boot Kit	L			gs			L:88/Ø1=23.8/Ø2=116.5
		MT		with bearing	26284	Boot Kit	L			gs			L:88/Ø1=22.8/Ø2=116.5
		MT			23006	Boot Kit	R			gs			L:111/Ø1=17/Ø2=63
		MT			23090	Boot Kit	R			gs			L:115/Ø1=24/Ø2=74
1.6 i / 1.6 e (55/66 kW)	01.97 - 09.99	MT		gear JB1/3,JC5	20972	Driveshaft	L				26		L:648/A:21
		MT	x	gear JB1/3,JC5	20960	Driveshaft	L				26		L:651/A:21/ABS:44
		MT		gear JB1/3,JC5, (self-locking)	21566	Driveshaft	R				5		L:758/A:21/K:23
		MT	x	gear JB1/3,JC5, (self-locking)	21564	Driveshaft	R				5		L:758/A:21/K:23/ABS:44
		MT			23007	Boot Kit			ws				L:120/Ø1=28/Ø2=75.5
		MT		with bearing	26021	Boot Kit	L			gs			L:88/Ø1=25.8/Ø2=116.5
		MT		with bearing	26285	Boot Kit	L			gs			L:88/Ø1=23.8/Ø2=116.5
		MT		with bearing	26284	Boot Kit	L			gs			L:88/Ø1=22.8/Ø2=116.5
		MT			23006	Boot Kit	R			gs			L:111/Ø1=17/Ø2=63

		Transm.	with ABS Ring		Part-No.	Description	L	F	Wheel Side	Gear Box Side	Pic. No.	Technical Specification  Further details on page I
		MT Manual AT Autom.					Left R Right	Front R Rear				

( RENAULT )

( RENAULT )

MEGANE SCENIC													
1.6 i / 1.6 e (55/66 kW)	01.97 - 09.99	MT			23090	Boot Kit	R			gs		L:115/Ø1=24/Ø2=74	
1.9 D (47 kW)	03.97 - 09.99	MT		gear JB3,JC5	20976	Driveshaft	L				26	L:657/A:23	
		MT	x	gear JB3,JC5	20964	Driveshaft	L				26	L:657/A:23/ABS:44	
		MT		gear JB3,JC5	20977	Driveshaft	R				5	L:758/A:23/K:23	
		MT	x	gear JB3,JC5	20965	Driveshaft	R				5	L:748/A:23/K:23/ABS:44/without bearing	
		MT		ABS seat prepared (Ø 75)	20357	Joint Kit			ws		27	A:23/F:25/O:56.5/Z	
		MT			23040	Boot Kit			ws				L:83/Ø1=22/Ø2=84
		MT		with bearing	26021	Boot Kit	L			gs			L:88/Ø1=25.8/Ø2=116.5
		MT		with bearing	26285	Boot Kit	L			gs			L:88/Ø1=23.8/Ø2=116.5
		MT		with bearing	26284	Boot Kit	L			gs			L:88/Ø1=22.8/Ø2=116.5
		MT			23090	Boot Kit	R			gs		L:115/Ø1=24/Ø2=74	
1.9 dT (66 kW)	01.97 - 09.99	MT		gear JC5	20974	Driveshaft	L				26	L:648/A:23	
		MT	x	gear JC5	20962	Driveshaft	L				26	L:651/A:23/ABS:44	
		MT		gear JC5, (self-locking)	21567	Driveshaft	R				5	L:748/A:23/K:23	
		MT	x	gear JC5, (self-locking)	21565	Driveshaft	R				5	L:760/A:23/K:23/ABS:44/without bearing	
		MT		ABS seat prepared (Ø 75)	20357	Joint Kit			ws		27	A:23/F:25/O:56.5/Z	
		MT			23040	Boot Kit			ws				L:83/Ø1=22/Ø2=84
		MT		with bearing	26021	Boot Kit	L			gs			L:88/Ø1=25.8/Ø2=116.5
		MT		with bearing	26285	Boot Kit	L			gs			L:88/Ø1=23.8/Ø2=116.5
		MT		with bearing	26284	Boot Kit	L			gs			L:88/Ø1=22.8/Ø2=116.5
		MT			23090	Boot Kit	R			gs		L:115/Ø1=24/Ø2=74	
1.9 dTi (72 kW)	04.97 - 09.99	MT		gear JC5	20974	Driveshaft	L				26	L:648/A:23	
		MT	x	gear JC5	20962	Driveshaft	L				26	L:651/A:23/ABS:44	
		MT		gear JC5, (self-locking)	21567	Driveshaft	R				5	L:748/A:23/K:23	
		MT	x	gear JC5, (self-locking)	21565	Driveshaft	R				5	L:760/A:23/K:23/ABS:44/without bearing	
		MT		ABS seat prepared (Ø 75)	20357	Joint Kit			ws		27	A:23/F:25/O:56.5/Z	
		MT			23040	Boot Kit			ws				L:83/Ø1=22/Ø2=84
		MT		with bearing	26021	Boot Kit	L			gs			L:88/Ø1=25.8/Ø2=116.5
		MT		with bearing	26285	Boot Kit	L			gs			L:88/Ø1=23.8/Ø2=116.5
		MT		with bearing	26284	Boot Kit	L			gs			L:88/Ø1=22.8/Ø2=116.5
		MT			23090	Boot Kit	R			gs		L:115/Ø1=24/Ø2=74	
2.0 i (80/84 kW)	01.97 - 09.99	MT		gear JB3,JC5	20976	Driveshaft	L				26	L:657/A:23	
		MT	x	gear JB3,JC5	20964	Driveshaft	L				26	L:657/A:23/ABS:44	
		MT		gear JB3,JC5	20977	Driveshaft	R				5	L:758/A:23/K:23	
		MT	x	gear JB3,JC5	20965	Driveshaft	R				5	L:748/A:23/K:23/ABS:44/without bearing	
		MT		ABS seat prepared (Ø 75)	20357	Joint Kit			ws		27	A:23/F:25/O:56.5/Z	
		MT			23040	Boot Kit			ws				L:83/Ø1=22/Ø2=84
		MT		with bearing	26021	Boot Kit	L			gs			L:88/Ø1=25.8/Ø2=116.5
		MT		with bearing	26285	Boot Kit	L			gs			L:88/Ø1=23.8/Ø2=116.5
		MT		with bearing	26284	Boot Kit	L			gs			L:88/Ø1=22.8/Ø2=116.5
		MT			23090	Boot Kit	R			gs		L:115/Ø1=24/Ø2=74	



<b>MODUS</b>												
1.2 16V (48/55/58 kW)	12.04 -	MT	OE:8200341698	<b>24400</b>	Driveshaft	L				6	L:660/A:23/D:26	
		MT	OE: 8200378880	<b>24452</b>	Driveshaft	R				9	L:895/A:23/D:26/with bearing	
1.4 (72 kW)	12.04 -	MT	Manufacturer: NTN	<b>24398</b>	Driveshaft	R				9	L:900/A:23/D:26/with bearing	
		MT	TPE boot	<b>24608</b>	Boot Kit				gs		L:97/Ø1=25.5/Ø2=69.4 (for tripod joint)	
1.6 (65 kW)	12.04 -	MT	engine K4M801 (OE: 8200261838)	<b>24442</b>	Driveshaft	R				9	L:792/A:23/K:26/with bearing	
1.6 (82 kW)	12.04 -	MT	engine K4M791, K4M801 (OE: 8200261838)	<b>24460</b>	Driveshaft	L				13	L:660/A:23/D:26	
		MT		<b>24442</b>	Driveshaft	R				9	L:792/A:23/K:26/with bearing	
		MT		<b>24608</b>	Boot Kit				gs		L:97/Ø1=25.5/Ø2=69.4 (for tripod joint)	
1.5 dCi (48/78 kW)	12.04 -	MT	Manufacturer: NTN	<b>24460</b>	Driveshaft	L				13	L:660/A:23/D:26	
		MT		<b>24398</b>	Driveshaft	R				9	L:900/A:23/D:26/with bearing	
		MT		<b>24608</b>	Boot Kit				gs		L:97/Ø1=25.5/Ø2=69.4 (for tripod joint)	
1.5 dCi (50/63 kW)	12.04 -	MT	Manufacturer: NTN - 03.05, OE 8200358168	<b>24398</b>	Driveshaft	R				9	L:900/A:23/D:26/with bearing	
		MT		<b>24398</b>	Driveshaft	R				9	L:900/A:23/D:26/with bearing	
		MT		<b>24608</b>	Boot Kit				gs		L:97/Ø1=25.5/Ø2=69.4 (for tripod joint)	
<b>RAPID VAN</b>												
all types	07.85 - 03.98	MT	gear JB0/1 gear JB0/1	<b>22046</b>	Driveshaft	L				26	L:598/A:21	
		MT		<b>22045</b>	Driveshaft	R				10	L:710/A:21/K:23	
		MT		<b>23007</b>	Boot Kit				ws		L:120/Ø1=28/Ø2=75.5	
		MT		<b>23371</b>	Boot Kit				ws		L:86/Ø1=19/Ø2=68	
		MT		with bearing	<b>26284</b>	Boot Kit	L			gs		L:88/Ø1=22.8/Ø2=116.5
		MT		with bearing	<b>26285</b>	Boot Kit	L			gs		L:88/Ø1=23.8/Ø2=116.5
		MT		with bearing	<b>26021</b>	Boot Kit	L			gs		L:88/Ø1=25.8/Ø2=116.5
		MT			<b>23006</b>	Boot Kit	R			gs		L:111/Ø1=17/Ø2=63
		MT			<b>23057</b>	Boot Kit	R			gs		L:115/Ø1=28/Ø2=63
		MT		Trilobe	<b>23369</b>	Boot Kit	R			gs		L:112/Ø1=17/Ø2=80
MT		<b>23370</b>	Boot Kit	R			gs		L:115/Ø1=27/Ø2=80			
<b>RODEO 4</b>												
0.8 (25 kW)	08.71 - 11.81	MT	Ch.-No. 9540001 - Ch.-No. 9540001 - Ch.-No. 9540001 - , Trilobe	<b>21650</b>	Boot Kit				ws		L:105/Ø1=17.5/Ø2=67.5	
		MT		<b>23006</b>	Boot Kit				gs		L:111/Ø1=17/Ø2=63	
		MT		<b>23369</b>	Boot Kit				gs		L:112/Ø1=17/Ø2=80	
1.1 (25 kW)	09.81 - 07.84	MT		<b>22006</b>	Driveshaft	L/R				6	L:700/A:23/D:22	
		MT		<b>21650</b>	Boot Kit				ws		L:105/Ø1=17.5/Ø2=67.5	
		MT		<b>23006</b>	Boot Kit					gs	L:111/Ø1=17/Ø2=63	
		MT		Trilobe	<b>23369</b>	Boot Kit				gs	L:112/Ø1=17/Ø2=80	
<b>RODEO 5</b>												
1.1 (35 kW)	11.81 - 12.87	MT		<b>22006</b>	Driveshaft	L/R				6	L:700/A:23/D:22	
		MT		<b>21650</b>	Boot Kit				ws		L:105/Ø1=17.5/Ø2=67.5	
		MT		<b>23006</b>	Boot Kit					gs	L:111/Ø1=17/Ø2=63	
		MT		Trilobe	<b>23369</b>	Boot Kit				gs	L:112/Ø1=17/Ø2=80	
<b>RODEO 6</b>												
0.8 (25 kW)	05.70 - 08.73	MT	Ch.-No. 39663 - Ch.-No. 439663 - Ch.-No. 439663 - Ch.-No. 439663 - , Trilobe	<b>22006</b>	Driveshaft	L/R				6	L:700/A:23/D:22	
		MT		<b>21650</b>	Boot Kit				ws		L:105/Ø1=17.5/Ø2=67.5	
		MT		<b>23006</b>	Boot Kit					gs	L:111/Ø1=17/Ø2=63	
		MT		<b>23369</b>	Boot Kit					gs	L:112/Ø1=17/Ø2=80	
1.1 (35 kW)	08.73 - 11.81	MT		<b>22006</b>	Driveshaft	L/R				6	L:700/A:23/D:22	
		MT		<b>21650</b>	Boot Kit				ws		L:105/Ø1=17.5/Ø2=67.5	
		MT		<b>23006</b>	Boot Kit					gs	L:111/Ø1=17/Ø2=63	
		MT		Trilobe	<b>23369</b>	Boot Kit				gs	L:112/Ø1=17/Ø2=80	

		Transm.	with ABS Ring		Part-No.	Description	L	F	Wheel Side	Gear Box Side	Pic. No.	Technical Specification  Further details on page I
		MT Manual AT Autom.					Left R Right	Front R Rear				

( RENAULT )

( RENAULT )

SAFRANE I													
2.0 (77 kW)	11.92 - 07.96	MT	x	gear PK1	23338	Driveshaft	L					L:599/A:23/ABS:30	
		AT	x	gear AD8	23342	Driveshaft	L					L:606/A:23/ABS:30	
		MT	x	gear PK1	23339	Driveshaft	R				26	L:540/A:23/ABS:30/Ø Tripodroller:37	
		AT	x	gear AD8	23343	Driveshaft	R						L:1004/A:23/D:39/ABS:30
		MT/AT		ABS seat prepared (Ø 75)	20357	Joint Kit				ws		27	A:23/F:25/O:56.5/Z
		MT/AT			23040	Boot Kit			ws			L:83/Ø1=22/Ø2=84	
2.0 12V (97 kW)	04.92 - 07.96	MT	x	gear PK1	23338	Driveshaft	L					L:599/A:23/ABS:30	
		AT	x	gear AD8	23342	Driveshaft	L					L:606/A:23/ABS:30	
		MT	x	gear PK1	23339	Driveshaft	R				26	L:540/A:23/ABS:30/Ø Tripodroller:37	
		AT	x	gear AD8	23343	Driveshaft	R						L:1004/A:23/D:39/ABS:30
		MT/AT		ABS seat prepared (Ø 75)	20357	Joint Kit				ws		27	A:23/F:25/O:56.5/Z
		MT/AT			23040	Boot Kit			ws			L:83/Ø1=22/Ø2=84	
2.1 TD (65 kW)	11.93 - 07.96	MT	x	gear PK1	23338	Driveshaft	L					L:599/A:23/ABS:30	
		MT	x	gear PK1	23339	Driveshaft	R				26	L:540/A:23/ABS:30/Ø Tripodroller:37	
		MT		ABS seat prepared (Ø 75)	20357	Joint Kit				ws		27	A:23/F:25/O:56.5/Z
		MT			23040	Boot Kit				ws			L:83/Ø1=22/Ø2=84
2.2 (79 kW)	04.92 - 07.96	MT	x	gear PK1	23338	Driveshaft	L					L:599/A:23/ABS:30	
		AT	x	gear AD8	23342	Driveshaft	L					L:606/A:23/ABS:30	
		MT	x	gear PK1	23339	Driveshaft	R				26	L:540/A:23/ABS:30/Ø Tripodroller:37	
		AT	x	gear AD8	23343	Driveshaft	R						L:1004/A:23/D:39/ABS:30
		MT/AT		ABS seat prepared (Ø 75)	20357	Joint Kit				ws		27	A:23/F:25/O:56.5/Z
		MT/AT			23040	Boot Kit			ws			L:83/Ø1=22/Ø2=84	
2.2 (101 kW)	04.92 - 07.96	MT	x	gear PK1	23338	Driveshaft	L					L:599/A:23/ABS:30	
		AT	x	gear AD8	23342	Driveshaft	L					L:606/A:23/ABS:30	
		MT	x	gear PK1	23339	Driveshaft	R				26	L:540/A:23/ABS:30/Ø Tripodroller:37	
		AT	x	gear AD8	23343	Driveshaft	R						L:1004/A:23/D:39/ABS:30
		MT/AT		ABS seat prepared (Ø 75)	20357	Joint Kit				ws		27	A:23/F:25/O:56.5/Z
		MT/AT			23040	Boot Kit			ws			L:83/Ø1=22/Ø2=84	
2.5	03.92 - 07.96	MT	x	gear PK1	23345	Driveshaft	L					L:585/A:23/ABS:30	
		AT	x	gear AD8	23344	Driveshaft	L					L:593/A:23/ABS:30	
		MT	x	gear PK1	23365	Driveshaft	R				9	L:1025/A:23/D:39/ABS:30	
		AT	x	gear AD8	23366	Driveshaft	R						L:1018/A:23/D:39/ABS:30
		MT/AT		ABS seat prepared (Ø 75)	20357	Joint Kit				ws		27	A:23/F:25/O:56.5/Z
		MT/AT			23040	Boot Kit			ws			L:83/Ø1=22/Ø2=84	
2.5 TD (83 kW)	12.92 - 07.96	MT	x	gear PK1	23345	Driveshaft	L					L:585/A:23/ABS:30	
		AT	x	gear AD8	23344	Driveshaft	L					L:593/A:23/ABS:30	
		MT	x	gear PK1	23365	Driveshaft	R				9	L:1025/A:23/D:39/ABS:30	
		AT	x	gear AD8	23366	Driveshaft	R						L:1018/A:23/D:39/ABS:30
		MT/AT		ABS seat prepared (Ø 75)	20357	Joint Kit				ws		27	A:23/F:25/O:56.5/Z
		MT/AT			23040	Boot Kit			ws			L:83/Ø1=22/Ø2=84	
3.0 V6 (123 kW)	12.92 - 07.96	MT		ABS seat prepared (Ø 75)	20357	Joint Kit			ws		27	A:23/F:25/O:56.5/Z	

		MT			<b>23040</b>	Boot Kit			ws			L:83/Ø1=22/Ø2=84
3.0 V6 4x4 (123 kW)	12.92 - 07.96	MT		ABS seat prepared (Ø 75)	<b>20357</b>	Joint Kit		F	ws		27	A:23/F:25/O:56.5/Z
		MT			<b>23040</b>	Boot Kit		F	ws			L:83/Ø1=22/Ø2=84
<b>SAFRANE II</b>												
2.0 16V (100 kW)	07.96 - 12.00	MT	x	gear VM1/SU0	<b>20966</b>	Driveshaft	L				7	A:23/D:26/ABS:30
		MT	x	gear VM1/SU0	<b>20967</b>	Driveshaft	R				9	L:940/A:23/D:26/ABS:30
		MT	x		<b>21590</b>	Joint Kit			ws		27	A:23/F:27/X/ABS:30
		MT		TPE boot	<b>21592</b>	Boot Kit			ws			L:144/Ø1=30/Ø2=95
2.2 TD (83 kW)	07.96 - 12.00	MT	x	gear PK1	<b>20970</b>	Driveshaft	L				26	L:597/A:23/ABS:30
		MT	x	gear PK1	<b>20971</b>	Driveshaft	R				9	A:23/D:39/ABS:30
		MT	x		<b>21590</b>	Joint Kit			ws		27	A:23/F:27/X/ABS:30
		MT		TPE boot	<b>21592</b>	Boot Kit			ws			L:144/Ø1=30/Ø2=95
2.5 20V (121 kW)	07.96 - 12.00	MT	x	gear VM1/SU0	<b>20968</b>	Driveshaft	L				7	A:23/D:26/ABS:30
		MT	x	gear VM1/SU0	<b>20969</b>	Driveshaft	R				9	A:23/D:26/ABS:30
		MT	x		<b>21590</b>	Joint Kit			ws		27	A:23/F:27/X/ABS:30
		MT		TPE boot	<b>21592</b>	Boot Kit			ws			L:144/Ø1=30/Ø2=95
<b>SCENIC I</b>												
1.4 16V (70 kW)	09.99 - 08.03	MT		gear JB1/3,JC5	<b>20972</b>	Driveshaft	L				26	L:648/A:21
		MT	x	gear JB1/3,JC5	<b>20960</b>	Driveshaft	L				26	L:651/A:21/ABS:44
		MT		gear JB1/3,JC5, (self-locking)	<b>21566</b>	Driveshaft	R				5	L:758/A:21/K:23
		MT	x	gear JB1/3,JC5, (self-locking)	<b>21564</b>	Driveshaft	R				5	L:758/A:21/K:23/ABS:44
		MT			<b>23007</b>	Boot Kit			ws			L:120/Ø1=28/Ø2=75.5
		MT		with bearing	<b>26021</b>	Boot Kit	L			gs		L:88/Ø1=25.8/Ø2=116.5
		MT		with bearing	<b>26285</b>	Boot Kit	L			gs		L:88/Ø1=23.8/Ø2=116.5
		MT		with bearing	<b>26284</b>	Boot Kit	L			gs		L:88/Ø1=22.8/Ø2=116.5
		MT			<b>23006</b>	Boot Kit	R			gs		L:111/Ø1=17/Ø2=63
		MT			<b>23090</b>	Boot Kit	R			gs		L:115/Ø1=24/Ø2=74
1.6 16V (79 kW)	09.99 - 08.03	MT	x	gear JB1/3,JC5	<b>22928</b>	Driveshaft	L				26	L:656/A:23/ABS:44/Ø Tripodroller:30
		MT	x	gear JB1/3,JC5 (OE:711135237,8200087857,8200095539)	<b>23744</b>	Driveshaft	R					L:755/A:23/K:23/ABS:44/with bearing
		MT	x	OE:7700111914,7711135206	<b>22322</b>	Driveshaft	R				5	L:746/A:23/K:23/ABS:44/without bearing
1.8 16V (85 kW)	01.01 - 08.03	MT	x		<b>22928</b>	Driveshaft	L				26	L:656/A:23/ABS:44/Ø Tripodroller:30
1.9 dTi (59 kW)	02.01 - 08.03	MT	x		<b>22325</b>	Driveshaft	L				26	L:650/A:23/ABS:44/Ø Tripodroller:30
		MT			<b>22317</b>	Driveshaft	R					L:755/A:23/K:23/ABS:44/without bearing
1.9 dTi (72 kW)	09.99 - 08.03	MT		gear JC5	<b>20974</b>	Driveshaft	L				26	L:648/A:23
		MT	x	gear JC5	<b>20962</b>	Driveshaft	L				26	L:651/A:23/ABS:44
		MT		gear JC5, (self-locking)	<b>21567</b>	Driveshaft	R				5	L:748/A:23/K:23
		MT	x	gear JC5, (self-locking)	<b>21565</b>	Driveshaft	R				5	L:760/A:23/K:23/ABS:44/without bearing
		MT		ABS seat prepared (Ø 75)	<b>20357</b>	Joint Kit			ws		27	A:23/F:25/O:56.5/Z
		MT			<b>23040</b>	Boot Kit			ws			L:83/Ø1=22/Ø2=84
		MT		with bearing	<b>26021</b>	Boot Kit	L			gs		L:88/Ø1=25.8/Ø2=116.5
		MT		with bearing	<b>26285</b>	Boot Kit	L			gs		L:88/Ø1=23.8/Ø2=116.5
		MT		with bearing	<b>26284</b>	Boot Kit	L			gs		L:88/Ø1=22.8/Ø2=116.5
		MT			<b>23090</b>	Boot Kit	R			gs		L:115/Ø1=24/Ø2=74
1.9 dCi (75 kW)	09.99 - 08.03	MT	x		<b>22318</b>	Driveshaft	L				26	L:655/A:23/ABS:44/Ø Tripodroller:30
		AT	x		<b>22314</b>	Driveshaft	L				13	L:640/A:23/D:26/ABS:44
		AT	x		<b>22320</b>	Driveshaft	R				5	L:782/A:23/K:23/ABS:44/without bearing
		MT/AT	x	engine F9Q733, (OE: 8200087860)	<b>24399</b>	Driveshaft	R				9	L:786/A:23/K:23/ABS:44/with bearing
1.9 dCi RX4 (75 kW)	11.00 - 08.03	MT	x	gear JC7, SD1	<b>22319</b>	Driveshaft	L	F			26	L:677/A:23/ABS:44/Tripodroller:30
		AT	x	gear JC7, SD1	<b>22314</b>	Driveshaft	L	F			13	L:640/A:23/D:26/ABS:44

		Transm.	with ABS Ring		Part-No.	Description	L Left R Right	F Front R Rear	Wheel Side	Gear Box Side	Pic. No.	Technical Specification  Further details on page I
		MT Manual AT Autom.										

( RENAULT )

( RENAULT )

SCENIC I												
1.9 dCi RX4 (75 kW)	11.00 - 08.03	MT	x	gear JC7, SD1	22321	Driveshaft	R	F				L:780/A:23/K:23/ABS:44/without bearing
		AT	x	gear JC7, SD1	22320	Driveshaft	R	F			5	L:782/A:23/K:23/ABS:44/without bearing
2.0 16V (102 kW)	07.00 - 08.03	MT	x	gear JC5	22928	Driveshaft	L				26	L:656/A:23/ABS:44/Ø Tripodroller:30
		MT	x	gear JC5	22322	Driveshaft	R				5	L:746/A:23/K:23/ABS:44/without bearing
2.0 16V RX4 (102 kW)	06.00 - 08.03	MT	x	gear JC7, SD1	22319	Driveshaft	L	F			26	L:677/A:23/ABS:44/Tripodroller:30
		AT	x	gear JC7, SD1	23748	Driveshaft	L	F			13	L:635/A:23/D:26/ABS:44
		MT	x	gear JC7, SD1	22321	Driveshaft	R	F				L:780/A:23/K:23/ABS:44/without bearing
		AT	x	gear JC7, SD1	23749	Driveshaft	R	F				L:780/A:23/K:23/ABS:44/without bearing
		MT	x	gear JC7, SD1	21597	Driveshaft	L/R	R			13	L:775/A23/D:24/ABS:44
SCÉNIC II (JM)												
1.4 (72 kW)	06.03 -	MT			24624	Driveshaft	L				7	L:665/A:25/D:26
		MT		engine KAJ730, (OE: 8200575490)	24505	Driveshaft	R				9	L:920/A:25/D:26
1.6 (77 kW)	06.06 -	MT		engine KAM788, (OE: 8200575490)	24505	Driveshaft	R				9	L:920/A:25/D:26
1.6 16V (82 kW)	01.07 -	MT		engine K4M812, (OE: 8200575490)	24505	Driveshaft	R				9	L:920/A:25/D:26
		MT		TPE boot	24608	Boot Kit				gs		L:97/Ø1=25.5/Ø2=69.4 (for tripod joint)
1.6 (JMOC,JM0J,JM1B) (83 kW)	06.03 -	MT			24624	Driveshaft	L				7	L:665/A:25/D:26
		MT		- 05.06, (OE: 8200575490)	24505	Driveshaft	R				9	L:920/A:25/D:26
		MT		TPE boot	24608	Boot Kit				gs		L:97/Ø1=25.5/Ø2=69.4 (for tripod joint)
2.0 (99 kW)	06.03 -	MT		gear DP0, engine F4R 770/771	24244	Driveshaft	L				6	L:690/A:25/D:26
		MT		gear DP0, engine F4R 770/771	24245	Driveshaft	R				9	L:810/A:25/K:23 (with bearing)
		MT		gear DP0, engine F4R 770/771	24375	Driveshaft	R				9	L:963/A:25/D:39/with bearing
		MT		OE:8200790517	24529	Driveshaft	R				9	L:932/A:25/D:39/with bearing
		MT		TPE boot	24608	Boot Kit				gs		L:97/Ø1=25.5/Ø2=69.4 (for tripod joint)
2.0 16V Turbo (120 kW)	05.04 -	MT		engine F4R 776	24375	Driveshaft	R				9	L:963/A:25/D:39/with bearing
		MT		OE:8200790517	24529	Driveshaft	R				9	L:932/A:25/D:39/with bearing
1.5 dCi (60 kW)	06.03 -	MT		engine K9K732 (OE: 8200330413)	24444	Driveshaft	L				13	L:680/A:25/D:26
		MT		engine K9K732 (OE: 8200472158)	24447	Driveshaft	R				9	L:908/A:25/D:26/with bearing
		MT		- 05.06, engine K9K722 (OE: 8200626040)	24504	Driveshaft	R				9	L:915/A:25/D:26/with bearing
		MT		TPE boot	24608	Boot Kit				gs		L:97/Ø1=25.5/Ø2=69.4 (for tripod joint)
1.5 dCi (63 kW)	05.05 -	MT		- 05.06, engine K9K724 (OE: 8200626040)	24504	Driveshaft	R				9	L:915/A:25/D:26/with bearing
		MT		06.06 - , engine K9K722 (OE: 8200626040)	24504	Driveshaft	R				9	L:915/A:25/D:26/with bearing
		MT		TPE boot	24608	Boot Kit				gs		L:97/Ø1=25.5/Ø2=69.4 (for tripod joint)
1.5 dCi (74 kW)	11.03 -	MT		engine K9K728 (OE: 8200432516)	24446	Driveshaft	L				13	L:675/A:25/D:26
		MT		engine K9K728	24698	Driveshaft	R				9	L:920/A:25/D:26/with bearing
		MT		TPE boot	24608	Boot Kit				gs		L:97/Ø1=25.5/Ø2=69.4 (for tripod joint)
1.5 dCi (76 kW)	01.07 -	MT		engine K9K728 (OE: 8200432516)	24446	Driveshaft	L				13	L:675/A:25/D:26
		MT			24698	Driveshaft	R				9	L:920/A:25/D:26/with bearing
		MT		TPE boot	24608	Boot Kit				gs		L:97/Ø1=25.5/Ø2=69.4 (for tripod joint)
1.5 dCi (78 kW)	05.05 -	MT		engine K9K734 (OE: 8200330413)	24444	Driveshaft	L				13	L:680/A:25/D:26
		MT		engine K9K734 (OE: 8200472158)	24447	Driveshaft	R				9	L:908/A:25/D:26/with bearing
1.9 dCi (81/88/96 kW)	06.03 -	MT			24375	Driveshaft	R				9	L:963/A:25/D:39/with bearing

		MT		OE:8200790517	24529	Driveshaft	R				9	L:932/A:25/D:39/with bearing	
2.0 dCi (110 kW)	09.05 -	MT		gear DPO	24244	Driveshaft	L				6	L:690/A:25/D:26	
		MT		OE: 8200664841	24506	Driveshaft	L				13	L:625/A:27/D:30	
		MT		engine M9R700, M9R722 (OE:8200383707)	24579	Driveshaft	L						L:630/A:27/D:39
		MT		gear DPO	24245	Driveshaft	R					9	L:810/A:25/K:23 (with bearing)
		MT		gear DPO, engine M9R 700	24375	Driveshaft	R					9	L:963/A:25/D:39/with bearing
<b>GRAND SCÉNIC II</b>													
1.6 (77 kW)	06.06 -	MT		engine KAM788, (OE: 8200575490)	24505	Driveshaft	R				9	L:920/A:25/D:26	
1.6 (83 kW)	04.04 -	MT		- 05.06, (OE: 8200575490)	24624	Driveshaft	L				7	L:665/A:25/D:26	
		MT		engine K4M761, TPE boot	24505	Driveshaft	R				9	L:920/A:25/D:26	
		MT			24608	Boot Kit				gs			L:97/Ø1=25.5/Ø2=69.4 (for tripod joint)
2.0 (99 kW)	06.03 -	MT		gear DPO	24244	Driveshaft	L				6	L:690/A:25/D:26	
		MT		gear DPO	24245	Driveshaft	R				9	L:810/A:25/K:23 (with bearing)	
		MT		gear DPO	24375	Driveshaft	R				9	L:963/A:25/D:39/with bearing	
		MT		OE:8200790517	24529	Driveshaft	R				9	L:932/A:25/D:39/with bearing	
2.0 (120 kW)	04.04 -	MT		gear DPO	24244	Driveshaft	L				6	L:690/A:25/D:26	
		MT		gear DPO	24245	Driveshaft	R				9	L:810/A:25/K:23 (with bearing)	
		MT		gear DPO	24375	Driveshaft	R				9	L:963/A:25/D:39/with bearing	
		MT		OE:8200790517	24529	Driveshaft	R				9	L:932/A:25/D:39/with bearing	
1.5 dCi (74 kW)	04.04 -	MT		engine K9K728 (OE: 8200432516)	24446	Driveshaft	L				13	L:675/A:25/D:26	
		MT		engine K9K728	24698	Driveshaft	R				9	L:920/A:25/D:26/with bearing	
		MT		TPE boot	24608	Boot Kit				gs			L:97/Ø1=25.5/Ø2=69.4 (for tripod joint)
1.5 dCi (78 kW)	08.07 -	MT		OE: 8200432516	24446	Driveshaft	L				13	L:675/A:25/D:26	
1.9 dCi (81/88/96 kW)	04.04 -	MT			24375	Driveshaft	R				9	L:963/A:25/D:39/with bearing	
		MT		OE:8200790517	24529	Driveshaft	R				9	L:932/A:25/D:39/with bearing	
2.0 dCi (110 kW)	09.05 -	MT		OE: 8200664841	24506	Driveshaft	L				13	L:625/A:27/D:30	
		MT		engine M9R700, M9R722 (OE:8200383707)	24579	Driveshaft	L						L:630/A:27/D:39
<b>THALIA</b>													
1.4 (55 kW)	08.00 - 10.03	MT	x	gear JB1/3	21066	Driveshaft	L				26	L:625/A:21/ABS:26/Ø Tripodroller:30	
		AT	x		21068	Driveshaft	L				6	L:650/A:21/ABS:26	
		MT		gear JB1/3	21062	Driveshaft	R				11	L:760/A:21/K:23	
		MT	x	gear JB1/3	21067	Driveshaft	R				11	L:760/A:21/K:23/ABS:26	
		MT		gear JB1/3	24116	Driveshaft	R				11	L:754/A:21/K:23	
		MT	x	gear JB1/3	23665	Driveshaft	R				11	L:754/A:21/K:23/ABS:26	
		AT	x		21069	Driveshaft	R				11	L:650/A:21/ABS:26	
1.4 16V (72 kW)	08.00 - 10.03	MT		gear JB1/3	21061	Driveshaft	L				26	L:625/A:21/Ø Tripodroller:30	
		MT	x	gear JB1/3	21066	Driveshaft	L				26	L:625/A:21/ABS:26/Ø Tripodroller:30	
		AT	x		21068	Driveshaft	L				6	L:650/A:21/ABS:26	
		MT		gear JB1/3	21062	Driveshaft	R				11	L:760/A:21/K:23	
		MT	x	gear JB1/3	21067	Driveshaft	R				11	L:760/A:21/K:23/ABS:26	
		MT		gear JB1/3	24116	Driveshaft	R				11	L:754/A:21/K:23	
		MT	x	gear JB1/3	23665	Driveshaft	R				11	L:754/A:21/K:23/ABS:26	
AT	x		21069	Driveshaft	R				11	L:650/A:21/ABS:26			
1.5 dCi (48 kW)	04.02 - 10.03	MT		gear JB1/3	24114	Driveshaft	L				26	L:630/A:21/Ø Tripodroller:30	
		MT	x	gear JB1/3	24115	Driveshaft	L				26	L:635/A:21/ABS:26/Ø Tripodroller:30	
		MT		gear JB1/3	24116	Driveshaft	R				11	L:754/A:21/K:23	
		MT	x	gear JB1/3	23665	Driveshaft	R				11	L:754/A:21/K:23/ABS:26	
1.6 16V (79 kW)	04.02 - 10.03	MT		gear JB1/3	21061	Driveshaft	L				26	L:625/A:21/Ø Tripodroller:30	
		MT	x	gear JB1/3	21066	Driveshaft	L				26	L:625/A:21/ABS:26/Ø Tripodroller:30	
		MT		gear JB1/3	21062	Driveshaft	R				11	L:760/A:21/K:23	

		Transm.	with ABS Ring		Part-No.	Description	L	F	Wheel Side	Gear Box Side	Pic. No.	Technical Specification  Further details on page I
		MT Manual AT Autom.					Left R Right	Front R Rear				

( RENAULT )

( RENAULT )

THALIA												
1.6 16V (79 kW)	04.02 - 10.03	MT	x	gear JB1/3	21067	Driveshaft	R				11	L:760/A:21/K:23/ABS:26
		MT		gear JB1/3	24116	Driveshaft	R				11	L:754/A:21/K:23
		MT	x	gear JB1/3	23665	Driveshaft	R				11	L:754/A:21/K:23/ABS:26
TRAFIC (T1, T3, T4, P6)												
all types	03.80 - 04.89	MT			22028	Driveshaft	L/R				10	L:725/A:23/K:27
		MT			23040	Boot Kit			ws			L:83/Ø1=22/Ø2=84
		MT			23089	Boot Kit			ws			L:124/Ø1=23/Ø2=83
		MT			23090	Boot Kit				gs		L:115/Ø1=24/Ø2=74
all types 4x4	03.80 - 04.89	MT			22028	Driveshaft	L/R	F			10	L:725/A:23/K:27
		MT			23040	Boot Kit		F	ws			L:83/Ø1=22/Ø2=84
		MT			23089	Boot Kit		F	ws			L:124/Ø1=23/Ø2=83
		MT			23090	Boot Kit		F		gs		L:115/Ø1=24/Ø2=74
TRAFIC (TXW, TXX, PXX)												
all types	05.89 - 03.01	MT			22077	Driveshaft	L/R				10	L:725/A:25/K:27
		MT			26280	Boot Kit			ws			L:142/Ø1=26/Ø2=89
		MT			23090	Boot Kit				gs		L:115/Ø1=24/Ø2=74
all types 4x4	05.89 - 03.01	MT			22077	Driveshaft	L/R	F			10	L:725/A:25/K:27
		MT			26280	Boot Kit		F	ws			L:142/Ø1=26/Ø2=89
		MT			23090	Boot Kit		F		gs		L:115/Ø1=24/Ø2=74
TRAFIC II (JL, FL, EL)												
2.0 (JL0A) (88 kW)	03.01 -	MT/AT		gear PK5 / PK6	21962	Driveshaft	L				26	L:672/A:27
		MT/AT		gear PK5 / PK6	21963	Driveshaft	R				9	L:1018/A:27/D:39
		MT/AT		gear PK5 / PK6	22274	Joint Kit			ws		27	A:27/F:26/O:56.5
		MT/AT		gear PK5 / PK6, TPE boot	22275	Boot Kit			ws			L:125/Ø1=27/Ø2=89
1.9 dCI 80 (60 kW)	03.01 -	MT/AT		gear PK5 / PK6	21962	Driveshaft	L				26	L:672/A:27
		MT/AT		gear PK5 / PK6	21963	Driveshaft	R				9	L:1018/A:27/D:39
		MT/AT		gear PK5 / PK6	22274	Joint Kit			ws		27	A:27/F:26/O:56.5
		MT/AT		gear PK5 / PK6, TPE boot	22275	Boot Kit			ws			L:125/Ø1=27/Ø2=89
1.9 dCI 100 (74 kW)	03.01 -	MT/AT		gear PK5 / PK6	21962	Driveshaft	L				26	L:672/A:27
		MT/AT		gear PK5 / PK6	21963	Driveshaft	R				9	L:1018/A:27/D:39
		MT/AT		gear PK5 / PK6	22274	Joint Kit			ws		27	A:27/F:26/O:56.5
		MT/AT		gear PK5 / PK6, TPE boot	22275	Boot Kit			ws			L:125/Ø1=27/Ø2=89
2.0 dCI 90 (66 kW)	08.06 -	MT/AT		engine M9R780/M9R782	24507	Driveshaft	L				13	L:700/A:27/D:39
		MT/AT		engine M9R780/M9R782	24508	Driveshaft	R				9	L:1015/A:27/D:39
		MT/AT		engine M9R780/M9R782	24874	Joint Kit			ws		27	A:27/F:36/O:56.5
		MT/AT		engine M9R780/M9R782, TPE boot	24875	Boot Kit			ws			144/Ø1=30/Ø2=101
2.0 dCI 115 (84 kW)	08.06 -	MT/AT		engine M9R780	24507	Driveshaft	L				13	L:700/A:27/D:39
		MT/AT		engine M9R780	24508	Driveshaft	R				9	L:1015/A:27/D:39
		MT/AT		engine M9R780	24874	Joint Kit			ws		27	A:27/F:36/O:56.5
		MT/AT		engine M9R780, TPE boot	24875	Boot Kit			ws			144/Ø1=30/Ø2=101

2.5 dCi (84 kW)	08.06 -	MT/AT			<b>24509</b>	Driveshaft	L				13	L:670/A:27/D:39	
		MT/AT			<b>24510</b>	Driveshaft	R				9	L:1045/A:27/D:39	
		MT/AT		engine G9U630	<b>24874</b>	Joint Kit			ws			27	A:27/F:36/O:56.5
		MT/AT		engine G9U630, TPE boot	<b>24875</b>	Boot Kit			ws				144/Ø1=30/Ø2=101
2.5 dCi (107 kW)	08.06 -	MT/AT		engine G9U630	<b>24509</b>	Driveshaft	L				13	L:670/A:27/D:39	
		MT/AT		engine G9U630	<b>24510</b>	Driveshaft	R				9	L:1045/A:27/D:39	
		MT/AT		engine G9U630	<b>24874</b>	Joint Kit			ws			27	A:27/F:36/O:56.5
		MT/AT		engine G9U630, TPE boot	<b>24875</b>	Boot Kit			ws				144/Ø1=30/Ø2=101
2.5 DTi (99 kW)	03.03 -	MT/AT			<b>24441</b>	Driveshaft	R				9	L:1060/A:27/D:39/with bearing	

### TWINGO

all types	03.93 -	MT		gear JB0/1	<b>22089</b>	Driveshaft	L				26	L:619/A:21	
		MT	x	gear JB0/1	<b>23783</b>	Driveshaft	L				26	L:625/A:21/ABS:38/Ø Tripodroller:30	
		MT	x	engine D7F702, D7F703, D4F702, D4F703	<b>24377</b>	Driveshaft	L						L:630/A:21/ABS:44/Ø Tripodroller:30
		MT		gear JB0/1	<b>22090</b>	Driveshaft	R					10	L:745/A:21/K:23
		MT	x	gear JB0/1	<b>23782</b>	Driveshaft	R						L:745/A:21/K:23/ABS:38
		MT	x	engine D7F702, D7F703, D4F702, D4F703	<b>24378</b>	Driveshaft	R						L:742/A:21/ABS:44
		MT		TPE boot	<b>23129</b>	Boot Kit			ws				L:126/Ø1=26.5/Ø2=82
		MT		TPE boot	<b>23004</b>	Boot Kit			ws				L:135/Ø1=34/Ø2=72
		MT		TPE boot	<b>23005</b>	Boot Kit			ws				L:152/Ø1=34/Ø2=81
		MT		with bearing	<b>26285</b>	Boot Kit	L			gs			L:88/Ø1=23.8/Ø2=116.5
		MT		with bearing	<b>26021</b>	Boot Kit	L			gs			L:88/Ø1=25.8/Ø2=116.5
		MT			<b>23006</b>	Boot Kit	R			gs			L:111/Ø1=17/Ø2=63
		MT			<b>23057</b>	Boot Kit	R			gs			L:115/Ø1=28/Ø2=63
		MT		Trilobe	<b>23369</b>	Boot Kit	R			gs			L:112/Ø1=17/Ø2=80
MT			<b>23370</b>	Boot Kit	R			gs			L:115/Ø1=27/Ø2=80		

### VEL SATIS (BJO)

2.2 dCi (85/102 kW)	04.04 -	MT		gear PK6	<b>24240</b>	Driveshaft	L				26	L:615/A:27/Ø Tripodroller:37
		MT		gear PK6	<b>24241</b>	Driveshaft	R				9	L:1025/A:27/D:39
2.2 dCi (110 kW)	06.02 -	MT		gear PK6	<b>24240</b>	Driveshaft	L				26	L:615/A:27/Ø Tripodroller:37
		MT		gear PK6	<b>24241</b>	Driveshaft	R				9	L:1025/A:27/D:39

### ROVER

### ROVER

### 25 (RF)

1.1 16V (55 kW)	01.04 -	MT		VIN-No. 720773 -	<b>24109</b>	Driveshaft	L						
		MT		VIN-No. 720773 -	<b>24110</b>	Driveshaft	R						
		MT/AT			<b>24064</b>	Boot Kit				gs			L:85/Ø1=19Ø2=61/Trilobe
1.4 16V (62 kW)	10.99 -	MT		VIN-No. 720773 -	<b>24109</b>	Driveshaft	L						
		MT		VIN-No. 720773 -	<b>24110</b>	Driveshaft	R						
		MT/AT			<b>20890</b>	Joint Kit			ws			27	A:26/F:22/O.49/X
		MT/AT	x		<b>21537</b>	Joint Kit			ws			27	A:26/F:22/O.49/X/ABS:43
		MT/AT			<b>21536</b>	Boot Kit			ws				
MT/AT			<b>24064</b>	Boot Kit				gs				L:85/Ø1=19Ø2=61/Trilobe	
1.4 16V (76 kW)	10.99 -	MT		VIN-No. 720773 -	<b>24109</b>	Driveshaft	L						
		MT		VIN-No. 720773 -	<b>24110</b>	Driveshaft	R						
		MT/AT			<b>20890</b>	Joint Kit			ws			27	A:26/F:22/O.49/X
		MT/AT	x		<b>21537</b>	Joint Kit			ws			27	A:26/F:22/O.49/X/ABS:43
		MT/AT			<b>21536</b>	Boot Kit			ws				
MT/AT			<b>24064</b>	Boot Kit				gs				L:85/Ø1=19Ø2=61/Trilobe	

		Transm. <b>MT</b> Manual <b>AT</b> Autom.	with ABS Ring		<b>Part-No.</b>	<b>Description</b>	<b>L</b> Left <b>R</b> Right	<b>F</b> Front <b>R</b> Rear	<b>Wheel</b> <b>Side</b>	<b>Gear</b> <b>Box</b> <b>Side</b>	<b>Pic.</b> <b>No.</b>	<b>Technical Specification</b>  Further details on page I
---	---	---	---------------------	--	-----------------	--------------------	---------------------------------------	---------------------------------------	-----------------------------	--	---------------------------	---

( ROVER )

( ROVER )

<b>25 (RF)</b>												
1.6 16V (80 kW)	10.99 -	MT MT MT/AT MT/AT MT/AT MT/AT		VIN-No. 720773 - VIN-No. 720773 -	<b>24109</b> <b>24110</b> <b>20890</b> <b>21537</b> <b>21536</b> <b>24064</b>	Driveshaft Driveshaft Joint Kit Joint Kit Boot Kit Boot Kit	L R				27 27	A:26/F:22/0.49/X A:26/F:22/0.49/X/ABS:43
1.8 16V (85 kW)	10.99 -	MT/AT MT/AT MT/AT	x		<b>20890</b> <b>21537</b> <b>21536</b>	Joint Kit Joint Kit Boot Kit			ws ws ws	gs	27 27	A:26/F:22/0.49/X A:26/F:22/0.49/X/ABS:43
1.8 16V (107 kW)	02.00 -	MT/AT MT/AT MT/AT	x		<b>20890</b> <b>21537</b> <b>21536</b>	Joint Kit Joint Kit Boot Kit			ws ws ws		27 27	A:26/F:22/0.49/X A:26/F:22/0.49/X/ABS:43
2.0 i DT (74 kW)	10.99 -	MT/AT MT/AT MT/AT	x		<b>20889</b> <b>21543</b> <b>21542</b>	Joint Kit Joint Kit Boot Kit			ws ws ws		27 27	A:26/F:32/0.49/X A:26/F:32/0.49/X/ABS:43 L:104/Ø1=21/Ø2=85
<b>45 (RT)</b>												
1.4 (76 kW)	02.00 -	MT/AT MT/AT MT/AT	x		<b>21538</b> <b>21536</b> <b>24064</b>	Joint Kit Boot Kit Boot Kit			ws ws	gs	27	A:26/F:22/0.55/X/ABS:43 L:85/Ø1=19Ø2=61/Trilobe
1.6 (80 kW)	02.00 -	MT/AT MT/AT MT/AT	x		<b>21538</b> <b>21536</b> <b>24064</b>	Joint Kit Boot Kit Boot Kit			ws ws	gs	27	A:26/F:22/0.55/X/ABS:43 L:85/Ø1=19Ø2=61/Trilobe
1.8 (86 kW)	02.00 -	MT/AT MT/AT	x		<b>21538</b> <b>21536</b>	Joint Kit Boot Kit			ws ws		27	A:26/F:22/0.55/X/ABS:43
2.0 V6 (110 kW)	02.00 -	MT/AT MT/AT	x		<b>21544</b> <b>21542</b>	Joint Kit Boot Kit			ws ws		27	A:26/F:32/0.55/X/ABS:43 L:104/Ø1=21/Ø2=85
2.0 i DT (74 kW)	02.00 -	MT MT MT/AT MT/AT	x		<b>24174</b> <b>24173</b> <b>21544</b> <b>21542</b>	Driveshaft Driveshaft Joint Kit Boot Kit	L R				6 9 27	A:26/F:32/0.55/X/ABS:43 L:104/Ø1=21/Ø2=85
<b>75 / 75 TOURER (RJ)</b>												
1.8 (88 kW)	02.99 -	MT AT MT AT MT/AT MT/AT		TPE boot	<b>24170</b> <b>24171</b> <b>24169</b> <b>24172</b> <b>21533</b> <b>21534</b>	Driveshaft Driveshaft Driveshaft Driveshaft Joint Kit Boot Kit	L L R R			ws ws	6 6 9 9 27	L:599/A:28/D:34 L:622/A:28/D:34 L:969/A:28/D:34 L:947/A:28/D:34 A:28/F:23/0.57.75/X L:125/Ø1=24/Ø2=80
1.8 Turbo (110 kW)	05.03 -	AT AT			<b>24108</b> <b>24107</b>	Driveshaft Driveshaft	L R				6 9	A:28/D:34 L:947/A:28/D:34
2.0 V6 (110 kW)	02.99 -	MT			<b>24104</b>	Driveshaft	L				6	L:634/A:28/D:34



		MT			24105	Driveshaft	R				9	L:976/A:28/D:34
		MT/AT			21539	Joint Kit			ws		27	A:28/F:24/O:57.75/X
		MT/AT		TPE boot	21540	Boot Kit			ws			L:121/Ø1=25/Ø2=83
2.5 V6 (129 kW)	02.99 - 10.01	MT/AT			21539	Joint Kit			ws		27	A:28/F:24/O:57.75/X
		MT/AT		TPE boot	21540	Boot Kit			ws			L:121/Ø1=25/Ø2=83
2.5 V6 (130 kW)	10.01 -	MT/AT			21539	Joint Kit			ws		27	A:28/F:24/O:57.75/X
		MT/AT		TPE boot	21540	Boot Kit			ws			L:121/Ø1=25/Ø2=83
2.0 CDT (85 kW)	02.99 -	MT			24100	Driveshaft	L				6	L:614/A:28/D:34
		AT			24102	Driveshaft	L				6	L:627/A:28/D:34
		MT			24101	Driveshaft	R				9	L:956/A:28/D:34
		AT			24103	Driveshaft	R				9	L:942/A:28/D:34
		MT/AT			21539	Joint Kit			ws		27	A:28/F:24/O:57.75/X
		MT/AT		TPE boot	21540	Boot Kit			ws			L:121/Ø1=25/Ø2=83
<b>100 (METRO)</b>												
all types	- 10.89	MT/AT			20742	Driveshaft	R					
		MT/AT			20896	Joint Kit			ws		27	A:29/F:19
		MT/AT			20554	Boot Kit			ws			L:98.5/Ø1=20/Ø2=65
111 C/L/S (44 kW)	03.90 - 12.98	MT/AT			20899	Joint Kit			ws		27	
		MT/AT			21536	Boot Kit			ws			
114 D (38 kW)	10.92 - 12.94	MT			20899	Joint Kit			ws		27	
		MT			21536	Boot Kit			ws			
114 S/L/GTA (55 kW)	03.90 - 12.98	MT/AT			20899	Joint Kit			ws		27	
		MT/AT			21536	Boot Kit			ws			
114 Turbo (K-series, R6)	01.90 - 12.98	MT			20899	Joint Kit			ws		27	
		MT			21536	Boot Kit			ws			
115 D (42 kW)	12.94 - 12.98	MT			20899	Joint Kit			ws		27	
		MT			21536	Boot Kit			ws			
<b>200</b>												
211 (44 kW)	01.98 - 03.00	MT/AT			20890	Joint Kit			ws		27	A:26/F:22/O.49/X
		MT/AT	x		21537	Joint Kit			ws		27	A:26/F:22/O.49/X/ABS:43
		MT/AT			21536	Boot Kit			ws			
213 S (54 kW)	09.85 - 09.89	MT/AT			20898	Joint Kit			ws		27	A:23/F:22
		MT/AT			21536	Boot Kit			ws			
214 (55 kW)	09.93 - 10.95	MT			20890	Joint Kit			ws		27	A:26/F:22/O.49/X
		MT	x		20891	Joint Kit			ws		27	A:26/F:22/ABS:27
		MT			21536	Boot Kit			ws			
214 i (55 kW)	11.95 - 03.00	MT/AT			20890	Joint Kit			ws		27	A:26/F:22/O.49/X
		MT/AT	x		21537	Joint Kit			ws		27	A:26/F:22/O.49/X/ABS:43
		MT/AT			21536	Boot Kit			ws			
		MT/AT			24064	Boot Kit			gs			L:85/Ø1=19Ø2=61/Trilobe
214 1.4 (66 kW)	01.92 - 11.99	MT	x		20853	Driveshaft	L				6	L:649/A:26/D:22/ABS:27
		MT			20890	Joint Kit			ws		27	A:26/F:22/O.49/X
		MT	x		20891	Joint Kit			ws		27	A:26/F:22/ABS:27
		MT			21536	Boot Kit			ws			
214 1.4i 16V (76 kW)	01.93 - 11.99	MT	x		20853	Driveshaft	L				6	L:649/A:26/D:22/ABS:27
		MT			20890	Joint Kit			ws		27	A:26/F:22/O.49/X
		MT	x		20891	Joint Kit			ws		27	A:26/F:22/ABS:27
		MT			21536	Boot Kit			ws			
214 GSi/Si (66/70/76 kW)	01.90 - 10.95	MT	x		20853	Driveshaft	L				6	L:649/A:26/D:22/ABS:27
		MT			20890	Joint Kit			ws		27	A:26/F:22/O.49/X

		Transm. MT Manual AT Autom.	with ABS Ring		Part-No.	Description	L Left R Right	F Front R Rear	Wheel Side	Gear Box Side	Pic. No.	Technical Specification  Further details on page I
---	---	---	---------------------	--	----------	-------------	-------------------------	-------------------------	---------------	---------------------	-------------	--

( ROVER )

( ROVER )

200												
214 GSi/Si (66/70/76 kW)	01.90 - 10.95	MT MT	x		20891 21536	Joint Kit Boot Kit			ws ws		27	A:26/F:22/ABS:27
214 Si (76 kW)	11.95 - 03.00	MT/AT MT/AT MT/AT MT/AT	x		20890 21537 21536 24064	Joint Kit Joint Kit Boot Kit Boot Kit			ws ws ws		27 27	A:26/F:22/O:49/X A:26/F:22/O:49/X/ABS:43
216 (61 kW)	03.85 - 09.89	MT/AT MT/AT			20898 21536	Joint Kit Boot Kit			ws ws	gs	27	L:85/Ø1=19Ø2=61/Trilobe A:23/F:22
216 (90 kW)	10.92 - 10.95	MT MT MT MT MT	x		23358 23359 20892 20893 26077	Driveshaft Driveshaft Joint Kit Joint Kit Boot Kit	L R				27 27	L:607/A:26/D:27/O:49 L:607/A:26/D:27/O:49 A:26/F:23/O:49/X A:26/F:23/X/ABS:50
216 GSi (82/85 kW)	10.89 - 10.95	MT MT MT MT MT	x		23358 23359 20892 20893 26077	Driveshaft Driveshaft Joint Kit Joint Kit Boot Kit	L R		ws ws ws		27 27	L:607/A:26/D:27/O:49 L:607/A:26/D:27/O:49 A:26/F:23/O:49/X A:26/F:23/X/ABS:50
216 Si (82 kW)	11.95 - 03.00	MT/AT MT/AT MT/AT MT/AT	x		20890 21537 21536 24064	Joint Kit Joint Kit Boot Kit Boot Kit			ws ws ws	gs	27 27	A:26/F:22/O:49/X A:26/F:22/O:49/X/ABS:43 L:85/Ø1=19Ø2=61/Trilobe
216 GTi (90 kW)	09.90 - 10.95	MT MT MT MT MT	x		23358 23359 20892 20893 26077	Driveshaft Driveshaft Joint Kit Joint Kit Boot Kit	L R		ws ws ws		27 27	L:607/A:26/D:27/O:49 L:607/A:26/D:27/O:49 A:26/F:23/O:49/X A:26/F:23/X/ABS:50
218 K Vi (107 kW)	11.95 - 03.00	MT/AT MT/AT MT/AT	x		20890 21537 21536	Joint Kit Joint Kit Boot Kit			ws ws ws		27 27	A:26/F:22/O:49/X A:26/F:22/O:49/X/ABS:43
218 D (52 kW)	09.91 - 10.95	MT MT MT MT MT	x		23361 23360 20889 20894 21542	Driveshaft Driveshaft Joint Kit Joint Kit Boot Kit	L R		ws ws ws		27 27	L:592/A:26/D29/O49 L:926/A:26/D29/O49 A:26/F:32/O:49/X A:26/F:32/X/ABS:27 L:104/Ø1=21/Ø2=85
218 TD (65 kW)	09.91 - 10.95	MT MT MT MT MT	x		23361 23360 20889 20894 21542	Driveshaft Driveshaft Joint Kit Joint Kit Boot Kit	L R		ws ws ws		27 27	L:592/A:26/D29/O49 L:926/A:26/D29/O49 A:26/F:32/O:49/X A:26/F:32/X/ABS:27 L:104/Ø1=21/Ø2=85
220 GTi (100/103 kW)	09.91 - 10.95	MT			20856	Driveshaft	R				6	L:940/A:26/D:29

		MT			20889	Joint Kit			ws		27	A:26/F:32/O:49/X
		MT	x		20894	Joint Kit			ws		27	A:26/F:32/X/ABS:27
		MT			21542	Boot Kit			ws			L:104/Ø1=21/Ø2=85
220 SDi (77 kW)	11.95 - 03.00	MT/AT			20889	Joint Kit			ws		27	A:26/F:32/O:49/X
		MT/AT	x		21543	Joint Kit			ws		27	A:26/F:32/O:49/X/ABS:43
		MT/AT			21542	Boot Kit			ws			L:104/Ø1=21/Ø2=85
<b>400</b>												
414 (70 kW)	01.93 - 04.95	MT	x		20853	Driveshaft	L				6	L:649/A:26/D:22/ABS:27
		MT			20890	Joint Kit			ws		27	A:26/F:22/O:49/X
		MT	x		20891	Joint Kit			ws		27	A:26/F:22/ABS:27
		MT			21536	Boot Kit			ws			
414 GSI/SI (66/76 kW)	04.90 - 04.95	MT	x		20853	Driveshaft	L				6	L:649/A:26/D:22/ABS:27
		MT			20890	Joint Kit			ws		27	A:26/F:22/O:49/X
		MT	x		20891	Joint Kit			ws		27	A:26/F:22/ABS:27
		MT			21536	Boot Kit			ws			
414 SI (76 kW)	05.95 - 03.00	MT/AT	x		21538	Joint Kit			ws		27	A:26/F:22/O:55/X/ABS:43
		MT/AT			21536	Boot Kit			ws			
		MT/AT			24064	Boot Kit				gs		L:85/Ø1=19Ø2=61/Trilobe
416 GSI (82 kW)	04.90 - 04.95	MT			23358	Driveshaft	L					L:607/A:26/D:27/O:49
		MT			23359	Driveshaft	R					L:607/A:26/D:27/O:49
		MT			20892	Joint Kit			ws		27	A:26/F:23/O:49/X
		MT	x		20893	Joint Kit			ws		27	A:26/F:23/X/ABS:50
		MT			26077	Boot Kit			ws			
416 SI (82/83 kW)	05.95 - 03.00	MT/AT	x		21538	Joint Kit			ws		27	A:26/F:22/O:55/X/ABS:43
		MT/AT			21536	Boot Kit			ws			
		MT/AT			24064	Boot Kit				gs		L:85/Ø1=19Ø2=61/Trilobe
416 GSI/GSE (85 kW)	04.90 - 04.95	MT			23358	Driveshaft	L					L:607/A:26/D:27/O:49
		MT			23359	Driveshaft	R					L:607/A:26/D:27/O:49
		MT			20892	Joint Kit			ws		27	A:26/F:23/O:49/X
		MT	x		20893	Joint Kit			ws		27	A:26/F:23/X/ABS:50
		MT			26077	Boot Kit			ws			
416 GTI (90 kW)	04.90 - 04.95	MT			23358	Driveshaft	L					L:607/A:26/D:27/O:49
		MT			23359	Driveshaft	R					L:607/A:26/D:27/O:49
		MT			20892	Joint Kit			ws		27	A:26/F:23/O:49/X
		MT	x		20893	Joint Kit			ws		27	A:26/F:23/X/ABS:50
		MT			26077	Boot Kit			ws			
416 GTI/GTE (96 kW)	04.90 - 04.95	MT			23358	Driveshaft	L					L:607/A:26/D:27/O:49
		MT			23359	Driveshaft	R					L:607/A:26/D:27/O:49
		MT			20892	Joint Kit			ws		27	A:26/F:23/O:49/X
		MT	x		20893	Joint Kit			ws		27	A:26/F:23/X/ABS:50
		MT			26077	Boot Kit			ws			
418 D (49 kW)	09.91 - 04.95	MT			23361	Driveshaft	L					L:592/A:26/D29/O49
		MT			23360	Driveshaft	R					L:926/A:26/D29/O49
		MT			20889	Joint Kit			ws		27	A:26/F:32/O:49/X
		MT	x		20894	Joint Kit			ws		27	A:26/F:32/X/ABS:27
		MT			21542	Boot Kit			ws			L:104/Ø1=21/Ø2=85
418 TD (65 kW)	09.91 - 04.95	MT			23361	Driveshaft	L					L:592/A:26/D29/O49
		MT			23360	Driveshaft	R					L:926/A:26/D29/O49
		MT			20889	Joint Kit			ws		27	A:26/F:32/O:49/X
418 TD (65 kW)	09.91 - 04.95	MT	x		20894	Joint Kit			ws		27	A:26/F:32/X/ABS:27
		MT			21542	Boot Kit			ws			L:104/Ø1=21/Ø2=85

		Transm.	with ABS Ring		Part-No.	Description	L	F	Wheel Side	Gear Box Side	Pic. No.	Technical Specification  Further details on page I
		MT Manual AT Autom.					Left R Right	Front R Rear				

( ROVER )

( ROVER )

400												
420 GTI/GSI/Vitesse (100/103 kW)	02.92 - 04.95	MT			20856	Driveshaft	R				6	L:940/A:26/D:29
		MT			20889	Joint Kit			ws		27	A:26/F:32/O:49/X
		MT	x		20894	Joint Kit			ws		27	A:26/F:32/X/ABS:27
		MT			21542	Boot Kit			ws			L:104/Ø1=21/Ø2=85
420 Si Lux (100 kW)	12.95 - 03.00	MT/AT	x		21544	Joint Kit			ws		27	A:26/F:32/O:55/X/ABS:43
		MT/AT			21542	Boot Kit			ws			L:104/Ø1=21/Ø2=85
420 D (63 kW)	11.95 - 03.00	MT/AT	x		21544	Joint Kit			ws		27	A:26/F:32/O:55/X/ABS:43
		MT/AT			21542	Boot Kit			ws			L:104/Ø1=21/Ø2=85
420 DI (77 kW)	05.95 - 03.00	MT/AT	x		21544	Joint Kit			ws		27	A:26/F:32/O:55/X/ABS:43
		MT/AT			21542	Boot Kit			ws			L:104/Ø1=21/Ø2=85
600												
618 i/Si (85 kW)	03.96 - 02.99	MT/AT	x		23362	Driveshaft	L					L:558/A:28/D:27/O:60/ABS:50
		MT/AT	x		23589	Driveshaft	R					L:600/A:28/D:27/O:60/ABS:50
		MT/AT	x		20919	Joint Kit			ws		27	A:28/F:32/DF:24.8/O:60/X/ABS:50
		MT/AT			26079	Boot Kit			ws			L:94/Ø1=24/Ø2=87
620 i (85 kW)	08.93 - 06.96	MT	x	06.94 -	23362	Driveshaft	L					L:558/A:28/D:27/O:60/ABS:50
		MT	x	06.94 -	23589	Driveshaft	R					L:600/A:28/D:27/O:60/ABS:50
		AT		- 05.94	20865	Joint w. Shaft	L		ws			
		AT		06.94 -	20871	Joint w. Shaft	L		ws			
		MT/AT		06.94 -	20920	Joint Kit			ws		27	A:28/F:32
		MT/AT	x	- 05.94	20918	Joint Kit			ws		27	A:28/F:32/O:60/X/ABS:50
		MT/AT	x	06.94 -	20919	Joint Kit			ws		27	A:28/F:32/DF:24.8/O:60/X/ABS:50
		MT/AT			26079	Boot Kit			ws			L:94/Ø1=24/Ø2=87
620 Sdi (77 kW)	12.94 - 02.99	AT			20871	Joint w. Shaft	L		ws			
		MT/AT			20920	Joint Kit			ws		27	A:28/F:32
		MT/AT	x		20919	Joint Kit			ws		27	A:28/F:32/DF:24.8/O:60/X/ABS:50
		MT/AT			26079	Boot Kit			ws			L:94/Ø1=24/Ø2=87
620 Si (96 kW)	08.93 - 02.99	MT	x	06.94 -	23362	Driveshaft	L					L:558/A:28/D:27/O:60/ABS:50
		MT	x	06.94 -	23589	Driveshaft	R					L:600/A:28/D:27/O:60/ABS:50
		AT		- 05.94	20865	Joint w. Shaft	L		ws			
		AT		06.94 -	20871	Joint w. Shaft	L		ws			
		MT/AT		06.94 -	20920	Joint Kit			ws		27	A:28/F:32
		MT/AT	x	- 05.94	20918	Joint Kit			ws		27	A:28/F:32/O:60/X/ABS:50
		MT/AT	x	06.94 -	20919	Joint Kit			ws		27	A:28/F:32/DF:24.8/O:60/X/ABS:50
		MT/AT			26079	Boot Kit			ws			L:94/Ø1=24/Ø2=87
620 Ti Vitesse (147 kW)	07.94 - 02.99	MT/AT	x		20919	Joint Kit			ws		27	A:28/F:32/DF:24.8/O:60/X/ABS:50
		MT/AT			26079	Boot Kit			ws			L:94/Ø1=24/Ø2=87
623 Si (116 kW)	08.93 - 02.99	MT	x	06.94 -	23362	Driveshaft	L					L:558/A:28/D:27/O:60/ABS:50
		MT	x	06.94 -	23589	Driveshaft	R					L:600/A:28/D:27/O:60/ABS:50
		AT		- 05.94	20865	Joint w. Shaft	L		ws			
		AT		06.94 -	20871	Joint w. Shaft	L		ws			

		MT/AT		06.94 -	<b>20920</b>	Joint Kit			ws		27	A:28/F:32
		MT/AT	x	- 05.94	<b>20918</b>	Joint Kit			ws		27	A:28/F:32/O:60/X/ABS:50
		MT/AT	x	06.94 -	<b>20919</b>	Joint Kit			ws		27	A:28/F:32/DF:24.8/O:60/X/ABS:50
		MT/AT			<b>26079</b>	Boot Kit			ws			L:94/Ø1=24/Ø2=87
<b>800</b>												
820 16 V I/Sl (103 kW)	10.86 - 10.88	AT			<b>20780</b>	Driveshaft	L				6	L:525/A:28/D:24
		AT			<b>20781</b>	Driveshaft	R				6	L:943/A:28/D:24
		MT/AT	x		<b>20914</b>	Joint Kit			ws		27	A:28/F:32/X/ABS:45
		MT/AT			<b>21542</b>	Boot Kit			ws			L:104/Ø1=21/Ø2=85
820 I/Sl (100 kW)	01.92 - 02.99	AT		- 01.94	<b>20780</b>	Driveshaft	L				6	L:525/A:28/D:24
		MT		01.94 -	<b>20838</b>	Driveshaft	R				6	L:985/A:28/D:29
		MT	x	01.94 -	<b>20840</b>	Driveshaft	R				6	L:990/A:28/D:29/ABS:45
		AT		- 01.94	<b>20781</b>	Driveshaft	R				6	L:943/A:28/D:24
		AT		01.94 -	<b>20842</b>	Driveshaft	R				6	L:945/A:28/D:24
		AT	x	01.94 -	<b>20844</b>	Driveshaft	R				6	L:945/A:28/D:24/ABS:45
		MT/AT	x		<b>20914</b>	Joint Kit			ws		27	A:28/F:32/X/ABS:45
		MT/AT			<b>21542</b>	Boot Kit			ws			L:104/Ø1=21/Ø2=85
820 i/Sl (103 kW)	10.88 - 12.91	AT			<b>20780</b>	Driveshaft	L				6	L:525/A:28/D:24
		AT			<b>20781</b>	Driveshaft	R				6	L:943/A:28/D:24
		MT/AT	x		<b>20914</b>	Joint Kit			ws		27	A:28/F:32/X/ABS:45
		MT/AT			<b>21542</b>	Boot Kit			ws			L:104/Ø1=21/Ø2=85
820 SE/Sl (88 kW)	10.86 - 12.91	AT			<b>20780</b>	Driveshaft	L				6	L:525/A:28/D:24
		AT			<b>20781</b>	Driveshaft	R				6	L:943/A:28/D:24
		MT/AT	x		<b>20914</b>	Joint Kit			ws		27	A:28/F:32/X/ABS:45
		MT/AT			<b>21542</b>	Boot Kit			ws			L:104/Ø1=21/Ø2=85
820 Sl (98 kW)	10.88 - 12.91	AT			<b>20780</b>	Driveshaft	L				6	L:525/A:28/D:24
		AT			<b>20781</b>	Driveshaft	R				6	L:943/A:28/D:24
		MT/AT	x		<b>20914</b>	Joint Kit			ws		27	A:28/F:32/X/ABS:45
		MT/AT			<b>21542</b>	Boot Kit			ws			L:104/Ø1=21/Ø2=85
825 D/SD (87 kW)	01.90 - 02.99	MT/AT	x		<b>20850</b>	Driveshaft	R				6	L:995/A:28/D:25/ABS:45
		MT/AT	x		<b>20914</b>	Joint Kit			ws		27	A:28/F:32/X/ABS:45
		MT/AT			<b>21542</b>	Boot Kit			ws			L:104/Ø1=21/Ø2=85
825 Si (129 kW)	04.96 - 02.99	MT/AT	x		<b>20914</b>	Joint Kit			ws		27	A:28/F:32/X/ABS:45
		MT/AT			<b>21542</b>	Boot Kit			ws			L:104/Ø1=21/Ø2=85
825 Sl/Sterling (110/123/127 kW)	10.86 - 12.91	MT/AT	x		<b>20914</b>	Joint Kit			ws		27	A:28/F:32/X/ABS:45
		MT/AT			<b>21542</b>	Boot Kit			ws			L:104/Ø1=21/Ø2=85
825 Si Lux (129 kW)	04.96 - 02.99	MT/AT	x		<b>20914</b>	Joint Kit			ws		27	A:28/F:32/X/ABS:45
		MT/AT			<b>21542</b>	Boot Kit			ws			L:104/Ø1=21/Ø2=85
827 24V (124 kW)	08.92 - 02.99	MT/AT	x		<b>20914</b>	Joint Kit			ws		27	A:28/F:32/X/ABS:45
		MT/AT			<b>21542</b>	Boot Kit			ws			L:104/Ø1=21/Ø2=85
827 Sl/Sterling (130 kW)	02.88 - 12.91	MT/AT	x		<b>20914</b>	Joint Kit			ws		27	A:28/F:32/X/ABS:45
		MT/AT			<b>21542</b>	Boot Kit			ws			L:104/Ø1=21/Ø2=85
827 Sl/Sterling KAT (124 kW)	02.88 - 02.99	MT/AT	x		<b>20914</b>	Joint Kit			ws		27	A:28/F:32/X/ABS:45
		MT/AT			<b>21542</b>	Boot Kit			ws			L:104/Ø1=21/Ø2=85
827 Vitesse KAT (124 kW)	10.88 - 12.91	MT	x		<b>20914</b>	Joint Kit			ws		27	A:28/F:32/X/ABS:45
		MT			<b>21542</b>	Boot Kit			ws			L:104/Ø1=21/Ø2=85
827 Vitesse/SLI (130 kW)	10.88 - 12.91	MT	x		<b>20914</b>	Joint Kit			ws		27	A:28/F:32/X/ABS:45
		MT			<b>21542</b>	Boot Kit			ws			L:104/Ø1=21/Ø2=85
<b>MAESTRO</b>												
1.3 (49/51 kW)	09.90 - 01.95	MT/AT			<b>20523</b>	Driveshaft	R				3	L:785/A:25

		Transm.	with ABS Ring		Part-No.	Description	L Left R Right	F Front R Rear	Wheel Side	Gear Box Side	Pic. No.	Technical Specification  Further details on page I
		MT Manual AT Autom.										

## ( ROVER )

## ( ROVER )

MAESTRO												
1.3 (49/51 kW)	09.90 - 01.95	MT/AT MT/AT			20897 21536	Joint Kit Boot Kit			ws ws		27	
2.0 (MG 2000)	10.84 - 01.95	MT MT/AT MT/AT MT/AT		01.86 - - 12.85 01.86 -	20721 20897 20899 21536	Driveshaft Joint Kit Joint Kit Boot Kit	L		ws ws ws		6 27 27	L:450/A:25/D:29
MINI												
1275 Clubman	01.72 -	MT/AT MT/AT			20896 26223	Joint Kit Boot Kit			ws ws		27	A:29/F:19
850-1100	01.72 -	MT/AT MT/AT MT/AT MT/AT		- 05.84 06.84 - - 05.84 06.84 -	20895 20896 20553 26223	Joint Kit Joint Kit Boot Kit Boot Kit			ws ws ws ws		27 27	A:19/F:19 A:29/F:19 L:92/Ø1=20/Ø2=64
MONTEGO												
1.3 (50 kW)	10.84 - 10.88	MT/AT MT/AT MT/AT MT/AT		- 12.85 - 12.85 01.86 -	20523 20897 20899 21536	Driveshaft Joint Kit Joint Kit Boot Kit	R		ws ws ws		3 27 27	L:785/A:25
1.6	04.84 - 12.93	MT/AT MT/AT MT/AT		- 12.85 01.86 -	20897 20899 21536	Joint Kit Joint Kit Boot Kit			ws ws ws		27 27	
2.0	04.84 - 12.85	MT/AT MT/AT			20897 21536	Joint Kit Boot Kit			ws ws		27	
2.0 INC/EFI	01.86 - 12.93	MT MT/AT MT/AT			20721 20899 21536	Driveshaft Joint Kit Boot Kit	L		ws ws		6 27	L:450/A:25/D:29
2.0 Turbo	04.85 - 12.93	MT/AT MT/AT		01.86 -	20725 20767	Driveshaft Boot Kit	L		ws		6	L:550/A:25/D:29

## SAAB

## SAAB

9-3												
2.0 i (96 kW)	02.98 - 09.02	MT AT MT/AT MT/AT MT/AT	x x x x		20196 20197 20198 23639 22107 26156	Driveshaft Driveshaft Driveshaft Joint Kit Tripod Boot Kit	L L R		ws ws	gs	6 6 12 27 42	L:620.8/ABS:29 L:620.8/ABS:29 L:494.3/ABS:29 A:33/F:25/ABS:29 G:25/Ø Tripodroller:37 L:142/Ø1=27.5/Ø2=89
2.0 SE Turbo (147 kW)	02.98 - 09.02	MT AT	x x	TPE boot	20196 20197	Driveshaft Driveshaft	L L				6 6	L:620.8/ABS:29 L:620.8/ABS:29

		MT/AT	x		20198	Driveshaft	R			12	L:494.3/ABS:29
		MT/AT	x		23639	Joint Kit			ws	27	A:33/F:25/ABS:29
		MT/AT			22107	Tripod				42	G:25/Ø Tripodroller:37
		MT/AT		TPE boot	26156	Boot Kit			ws		L:142/Ø1=27.5/Ø2=89
2.0 Turbo (113/136 kW)	02.98 - 09.02	MT	x		20196	Driveshaft	L			6	L:620.8/ABS:29
		AT	x		20197	Driveshaft	L			6	L:620.8/ABS:29
		MT/AT	x		20198	Driveshaft	R			12	L:494.3/ABS:29
		MT/AT	x		23639	Joint Kit			ws	27	A:33/F:25/ABS:29
		MT/AT			22107	Tripod				42	G:25/Ø Tripodroller:37
		MT/AT		TPE boot	26156	Boot Kit			ws		L:142/Ø1=27.5/Ø2=89
2.3 i (110 kW)	02.98 - 09.02	MT	x		20196	Driveshaft	L			6	L:620.8/ABS:29
		AT	x		20197	Driveshaft	L			6	L:620.8/ABS:29
		MT/AT	x		20198	Driveshaft	R			12	L:494.3/ABS:29
		MT/AT	x		23639	Joint Kit			ws	27	A:33/F:25/ABS:29
		MT/AT			22107	Tripod				42	G:25/Ø Tripodroller:37
		MT/AT		TPE boot	26156	Boot Kit			ws		L:142/Ø1=27.5/Ø2=89
1.9 TiD (88 kW)	09.04 -	MT		01.05 -, left-hand drive	24603	Driveshaft	L/R			4	L:627/A:30/D:27
		MT		01.05 -, right-hand drive	24600	Driveshaft	L/R			4	L:621/A:30/D:27
1.9 TiD (110 kW)	09.04 -	MT			24603	Driveshaft	L			4	L:627/A:30/D:27
		MT			24600	Driveshaft	R			4	L:621/A:30/D:27
		AT			24604	Driveshaft	R			4	L:617.2/A:30/D:27
2.2 TiD (85 kW)	02.98 - 11.00	MT	x		20196	Driveshaft	L			6	L:620.8/ABS:29
		AT	x		20197	Driveshaft	L			6	L:620.8/ABS:29
		MT/AT	x		20198	Driveshaft	R			12	L:494.3/ABS:29
		MT/AT	x		23639	Joint Kit			ws	27	A:33/F:25/ABS:29
		MT/AT			22107	Tripod				42	G:25/Ø Tripodroller:37
		MT/AT		TPE boot	26156	Boot Kit			ws		L:142/Ø1=27.5/Ø2=89
<b>9-5</b>											
2.0 t (110 kW)	09.97 -	MT/AT	x		20195	Driveshaft	L/R			6	L:639.9/ABS:29
		MT/AT	x	08.01 -	24622	Joint Kit			ws	27	A:30/F:27/O:59/Z/ABS:29
		MT/AT		08.01 -, TPE boot	24623	Boot Kit			ws		L:120/Ø1=25/Ø2=95
2.0 t (141 kW)	10.98 -	MT/AT	x		20195	Driveshaft	L/R			6	L:639.9/ABS:29
2.0 t BioPower (110/132 kW)	01.05 -	MT/AT	x		24622	Joint Kit			ws	27	A:30/F:27/O:59/Z/ABS:29
		MT/AT		TPE boot	24623	Boot Kit			ws		L:120/Ø1=25/Ø2=95
2.3 Turbo (134 kW)	04.08 -	MT/AT	x		24622	Joint Kit			ws	27	A:30/F:27/O:59/Z/ABS:29
		MT/AT		TPE boot	24623	Boot Kit			ws		L:120/Ø1=25/Ø2=95
2.3 t (125 kW)	09.97 -	MT/AT	x		20195	Driveshaft	L/R			6	L:639.9/ABS:29
2.3 t (136 kW)	01.01 -	MT/AT	x	08.01 -	24622	Joint Kit			ws	27	A:30/F:27/O:59/Z/ABS:29
		MT/AT		08.01 -, TPE boot	24623	Boot Kit			ws		L:120/Ø1=25/Ø2=95
2.3 t BioPower (136/152 kW)	11.06 -	MT/AT	x		24622	Joint Kit			ws	27	A:30/F:27/O:59/Z/ABS:29
		MT/AT		TPE boot	24623	Boot Kit			ws		L:120/Ø1=25/Ø2=95
2.3 Turbo (162/184/188/191 kW)	09.01 -	MT/AT	x		24622	Joint Kit			ws	27	A:30/F:27/O:59/Z/ABS:29
		MT/AT		TPE boot	24623	Boot Kit			ws		L:120/Ø1=25/Ø2=95
2.3 (224 kW)	06.03 - 08.05	MT/AT	x		24622	Joint Kit			ws	27	A:30/F:27/O:59/Z/ABS:29
		MT/AT		TPE boot	24623	Boot Kit			ws		L:120/Ø1=25/Ø2=95
3.0 V6t (147 kW)	01.98 -	MT/AT	x		20195	Driveshaft	L/R			6	L:639.9/ABS:29
		MT/AT	x	08.01 -	24622	Joint Kit			ws	27	A:30/F:27/O:59/Z/ABS:29
		MT/AT		08.01 -, TPE boot	24623	Boot Kit			ws		L:120/Ø1=25/Ø2=95
1.9 TiD (110 kW)	01.06 -	MT/AT	x		24622	Joint Kit			ws	27	A:30/F:27/O:59/Z/ABS:29
		MT/AT		TPE boot	24623	Boot Kit			ws		L:120/Ø1=25/Ø2=95
2.2 TiD (88 kW)	03.02 -	MT/AT	x		24622	Joint Kit			ws	27	A:30/F:27/O:59/Z/ABS:29

		Transm. <b>MT</b> Manual <b>AT</b> Autom.	with ABS Ring		<b>Part-No.</b>	<b>Description</b>	<b>L</b> Left <b>R</b> Right	<b>F</b> Front <b>R</b> Rear	<b>Wheel</b> <b>Side</b>	<b>Gear</b> <b>Box</b> <b>Side</b>	<b>Pic.</b> <b>No.</b>	<b>Technical Specification</b>  Further details on page I
---	---	---	---------------------	--	-----------------	--------------------	---------------------------------------	---------------------------------------	-----------------------------	--	---------------------------	---

( SAAB )

( SAAB )

<b>9-5</b>												
2.2 TiD (88 kW)	03.02 -	MT/AT		TPE boot	<b>24623</b>	Boot Kit			ws			L:120/Ø1=25/Ø2=95
3.0 TiD (130 kW)	07.01 -	MT/AT	x	TPE boot	<b>24622</b>	Joint Kit			ws		27	A:30/F:27/O:59/Z/ABS:29
		MT/AT		TPE boot	<b>24623</b>	Boot Kit			ws			L:120/Ø1=25/Ø2=95
<b>90</b>												
2.0 (74 kW)	08.84 - 08.87	MT			<b>22109</b>	Joint Kit			ws		27	A:25/F:25
		MT			<b>26038</b>	Boot Kit			ws			L:105/Ø1=22/Ø2=84
<b>99</b>												
2.0 (79 kW)	03.76 - 05.78	MT		Ch.-No. - C6010841	<b>22103</b>	Joint Kit			ws		27	A:30/F:25
		MT		Ch.-No. C6010842 -	<b>22109</b>	Joint Kit			ws		27	A:25/F:25
		MT			<b>26038</b>	Boot Kit			ws			L:105/Ø1=22/Ø2=84
2.0 EMS (87 kW)	09.74 - 12.78	MT		Ch.-No. - C6010841	<b>22103</b>	Joint Kit			ws		27	A:30/F:25
		MT		Ch.-No. C6010842 -	<b>22109</b>	Joint Kit			ws		27	A:25/F:25
		MT			<b>26038</b>	Boot Kit			ws			L:105/Ø1=22/Ø2=84
2.0 GL (74 kW)	09.74 - 12.84	MT		Ch.-No. - C6010841	<b>22103</b>	Joint Kit			ws		27	A:30/F:25
		MT		Ch.-No. C6010842 -	<b>22109</b>	Joint Kit			ws		27	A:25/F:25
		MT			<b>26038</b>	Boot Kit			ws			L:105/Ø1=22/Ø2=84
<b>900 I</b>												
2.0 -16 (93 kW)	01.89 - 06.94	MT			<b>23585</b>	Driveshaft	L				12	L:567.5
		MT			<b>23586</b>	Driveshaft	R				12	L:624/A:25/Ø Tripodroller:37
		MT			<b>21907</b>	Joint Kit			ws		27	A:25/F:25
		MT	x	Ch.-No. K7024509 -	<b>21909</b>	Joint Kit			ws		27	A:25/F:25/ABS:46
		MT			<b>26171</b>	Boot Kit			ws			L:84/Ø1=21/Ø2=84
2.0 c (74 kW)	09.79 - 12.88	MT		- 12.87	<b>23583</b>	Driveshaft	L				12	L:570
		MT		01.88 -	<b>23585</b>	Driveshaft	L				12	L:567.5
		MT		- 12.87	<b>23584</b>	Driveshaft	R				12	L:624.5
		MT		01.88 -	<b>23586</b>	Driveshaft	R				12	L:624/A:25/Ø Tripodroller:37
		MT		- 12.87	<b>22109</b>	Joint Kit			ws		27	A:25/F:25
		MT		01.88 -	<b>21907</b>	Joint Kit			ws		27	A:25/F:25
		MT		- 12.87	<b>22104</b>	Tripod				gs	42	G:23/Ø Tripodroller:33.95
		MT		01.88 -	<b>22107</b>	Tripod				gs	42	G:25/Ø Tripodroller:37
		MT		- 12.87	<b>26038</b>	Boot Kit			ws			L:105/Ø1=22/Ø2=84
		MT		01.88 -	<b>26171</b>	Boot Kit			ws			L:84/Ø1=21/Ø2=84
		MT		- 12.87	<b>26166</b>	Boot Kit				gs		L:101/Ø1=22/Ø2=86
2.0 c (79 kW)	09.78 - 08.84	MT		01.81 -	<b>23583</b>	Driveshaft	L				12	L:570
		MT		01.81 -	<b>23584</b>	Driveshaft	R				12	L:624.5
		MT		- 12.80	<b>22103</b>	Joint Kit			ws		27	A:30/F:25
		MT		01.81 -	<b>22109</b>	Joint Kit			ws		27	A:25/F:25
		MT		- 12.80	<b>22104</b>	Tripod				gs	42	G:23/Ø Tripodroller:33.95
		MT			<b>26038</b>	Boot Kit			ws			L:105/Ø1=22/Ø2=84
		MT			<b>26166</b>	Boot Kit				gs		L:101/Ø1=22/Ø2=86



2.0 EMS (87 kW)	01.79 - 12.80	MT			<b>22103</b>	Joint Kit			ws		27	A:30/F:25	
		MT			<b>22104</b>	Tripod				gs	42	G:23/Ø Tripodroller:33.95	
		MT			<b>26038</b>	Boot Kit			ws				L:105/Ø1=22/Ø2=84
		MT			<b>26166</b>	Boot Kit				gs			L:101/Ø1=22/Ø2=86
2.0 i (81/85 kW)	11.80 - 08.90	MT		- 12.87	<b>23583</b>	Driveshaft	L				12	L:570	
		MT		01.88 -	<b>23585</b>	Driveshaft	L				12	L:567.5	
		MT		- 12.87	<b>23584</b>	Driveshaft	R				12	L:624.5	
		MT		01.88 -	<b>23586</b>	Driveshaft	R				12	L:624/A:25/Ø Tripodroller:37	
		MT		- 12.87	<b>22109</b>	Joint Kit			ws		27	A:25/F:25	
		MT		01.88 -	<b>21907</b>	Joint Kit			ws		27	A:25/F:25	
		MT	x	Ch.-No. K7024509 -	<b>21909</b>	Joint Kit			ws		27	A:25/F:25/ABS:46	
		MT		- 12.87	<b>22104</b>	Tripod				gs	42	G:23/Ø Tripodroller:33.95	
		MT		01.88 -	<b>22107</b>	Tripod				gs	42	G:25/Ø Tripodroller:37	
		MT		- 12.87	<b>26038</b>	Boot Kit			ws				L:105/Ø1=22/Ø2=84
		MT		01.88 -	<b>26171</b>	Boot Kit			ws				L:84/Ø1=21/Ø2=84
		MT		- 12.87	<b>26166</b>	Boot Kit				gs			L:101/Ø1=22/Ø2=86
2.0 S Turbo-16 (104 kW)	09.91 - 06.94	MT	x		<b>21909</b>	Joint Kit			ws		27	A:25/F:25/ABS:46	
		MT			<b>22107</b>	Tripod				gs	42	G:25/Ø Tripodroller:37	
		MT			<b>26171</b>	Boot Kit			ws			L:84/Ø1=21/Ø2=84	
2.0 S Turbo-16 (107 kW)	01.92 - 12.93	MT	x	Ch.-No. K7024509 -	<b>21909</b>	Joint Kit			ws		27	A:25/F:25/ABS:46	
		MT		Ch.-No. K7024509 -	<b>26171</b>	Boot Kit			ws			L:84/Ø1=21/Ø2=84	
2.0 Turbo (107 kW)	09.78 - 07.85	MT			<b>23583</b>	Driveshaft	L				12	L:570	
		AT			<b>23640</b>	Driveshaft	L/R				12	L:567.5	
		MT			<b>23584</b>	Driveshaft	R				12	L:624.5	
		MT/AT			<b>22109</b>	Joint Kit			ws		27	A:25/F:25	
		MT			<b>22104</b>	Tripod				gs	42	G:23/Ø Tripodroller:33.95	
		MT/AT			<b>26038</b>	Boot Kit			ws				L:105/Ø1=22/Ø2=84
2.0 Turbo-16 (118 kW)	11.85 - 06.94	MT		- 12.87	<b>23640</b>	Driveshaft	L				12	L:567.5	
		MT		- 12.87	<b>22109</b>	Joint Kit			ws		27	A:25/F:25	
		MT			<b>22107</b>	Tripod				gs	42	G:25/Ø Tripodroller:37	
		MT		- 12.87	<b>26038</b>	Boot Kit			ws			L:105/Ø1=22/Ø2=84	
2.0 Turbo-16 (132 kW)	01.93 - 06.94	MT/AT	x		<b>23639</b>	Joint Kit			ws		27	A:33/F:25/ABS:29	
		MT/AT			<b>22107</b>	Tripod				gs	42	G:25/Ø Tripodroller:37	
		MT/AT		TPE boot	<b>26156</b>	Boot Kit			ws			L:142/Ø1=27.5/Ø2=89	
2.0 Turbo-16 S (129 kW)	01.84 - 12.88	MT		- 12.87	<b>23640</b>	Driveshaft	L				12	L:567.5	
		MT		- 12.87	<b>22109</b>	Joint Kit			ws		27	A:25/F:25	
		MT			<b>22107</b>	Tripod				gs	42	G:25/Ø Tripodroller:37	
		MT		- 12.87	<b>26038</b>	Boot Kit			ws			L:105/Ø1=22/Ø2=84	
2.1 -16 (100 kW)	08.90 - 06.94	MT			<b>23585</b>	Driveshaft	L				12	L:567.5	
		MT			<b>23586</b>	Driveshaft	R				12	L:624/A:25/Ø Tripodroller:37	
		MT			<b>21907</b>	Joint Kit			ws		27	A:25/F:25	
		MT	x		<b>21909</b>	Joint Kit			ws		27	A:25/F:25/ABS:46	
		MT			<b>22107</b>	Tripod				gs	42	G:25/Ø Tripodroller:37	
		MT			<b>26171</b>	Boot Kit			ws				L:84/Ø1=21/Ø2=84
<b>900 II</b>													
2.0 -16 Turbo (136 kW)	07.93 - 02.98	MT/AT	x		<b>23639</b>	Joint Kit			ws		27	A:33/F:25/ABS:29	
		MT/AT			<b>22107</b>	Tripod				gs	42	G:25/Ø Tripodroller:37	
2.0 i (96/98 kW)	07.93 - 02.98	MT/AT		TPE boot	<b>26156</b>	Boot Kit			ws			L:142/Ø1=27.5/Ø2=89	
		MT/AT	x		<b>23639</b>	Joint Kit			ws		27	A:33/F:25/ABS:29	
		MT			<b>21457</b>	Joint Kit	L			gs	30	D:34/G:25	

		Transm.	with ABS Ring		Part-No.	Description	L	F	Wheel Side	Gear Box Side	Pic. No.	Technical Specification  Further details on page I
		MT Manual AT Autom.					Left R Right	Front R Rear				

( SAAB )

( SAAB )

<b>900 II</b>												
2.0 i (96/98 kW)	07.93 - 02.98	MT			21498	Joint Kit	R			gs	32	G:25/K:34
		AT				22107	Tripod			gs	42	G:25/Ø Tripodroller:37
		MT/AT		TPE boot		26156	Boot Kit			ws		L:142/Ø1=27.5/Ø2=89
		MT				26100	Boot Kit			gs		L:94/Ø1=22/Ø2=66
2.3 -16 (110 kW)	07.93 - 02.98	MT/AT	x		23639	Joint Kit			ws		27	A:33/F:25/ABS:29
		MT			21457	Joint Kit	L		gs		30	D:34/G:25
		MT			21498	Joint Kit	R		gs		32	G:25/K:34
		AT			22107	Tripod			gs		42	G:25/Ø Tripodroller:37
		MT/AT		TPE boot	26156	Boot Kit			ws			L:142/Ø1=27.5/Ø2=89
		MT			26100	Boot Kit			gs			L:94/Ø1=22/Ø2=66
2.5 -24 V6 (125 kW)	07.93 - 02.98	MT/AT	x		23639	Joint Kit			ws		27	A:33/F:25/ABS:29
		MT/AT			22107	Tripod			gs		42	G:25/Ø Tripodroller:37
		MT/AT		TPE boot	26156	Boot Kit			ws			L:142/Ø1=27.5/Ø2=89
<b>9000</b>												
2.0 -16 (92/94 kW)	12.85 - 12.88	MT/AT			23657	Joint Kit			ws		27	A:26/F:25
		MT/AT	x		21906	Joint Kit			ws		27	A:26/F:25/Z/ABS:94
		MT/AT			22107	Tripod			gs		42	G:25/Ø Tripodroller:37
		MT/AT			26171	Boot Kit			ws			L:84/Ø1=21/Ø2=84
2.0 -16 (94 kW)	01.89 - 01.93	MT	x		23595	Driveshaft	L				12	L:516/A:26/ABS:46
		AT	x		23646	Driveshaft	L				12	L:496/A:26/ABS:46
		MT/AT	x		23595	Driveshaft	R				14	L:516/A:26/ABS:46
		MT/AT			23657	Joint Kit			ws		27	A:26/F:25
		MT/AT	x		23656	Joint Kit			ws		27	A:26/F:25/Z/ABS:46
		MT/AT	x		21906	Joint Kit			ws		27	A:26/F:25/Z/ABS:94
		MT/AT			22107	Tripod			gs		42	G:25/Ø Tripodroller:37
		MT/AT			26171	Boot Kit			ws			L:84/Ø1=21/Ø2=84
		MT/AT			26172	Boot Kit			gs		L:123/Ø1=21/Ø2=77	
2.0 -16 CS/CD (94/96 kW)	01.89 - 12.98	MT	x		23595	Driveshaft	L				12	L:516/A:26/ABS:46
		AT	x		23646	Driveshaft	L				12	L:496/A:26/ABS:46
		MT/AT	x		23595	Driveshaft	R				12	L:516/A:26/ABS:46
		MT/AT			23657	Joint Kit			ws		27	A:26/F:25
		MT/AT	x		23656	Joint Kit			ws		27	A:26/F:25/Z/ABS:46
		MT/AT	x		21906	Joint Kit			ws		27	A:26/F:25/Z/ABS:94
		MT/AT			22107	Tripod			gs		42	G:25/Ø Tripodroller:37
		MT/AT			26171	Boot Kit			ws			L:84/Ø1=21/Ø2=84
		MT/AT			26172	Boot Kit			gs		L:123/Ø1=21/Ø2=77	
2.0 -16 Turbo (118 kW)	09.84 - 08.93	MT/AT		- 12.89	23657	Joint Kit			ws		27	A:26/F:25
		MT/AT	x	- 12.89	21906	Joint Kit			ws		27	A:26/F:25/Z/ABS:94
		MT/AT		- 12.89	22107	Tripod			gs		42	G:25/Ø Tripodroller:37
		MT/AT		- 12.89	26171	Boot Kit			ws			L:84/Ø1=21/Ø2=84
2.0 -16 Turbo (127 kW)	06.89 - 12.92	MT/AT			23657	Joint Kit			ws		27	A:26/F:25

		MT/AT	x		<b>21906</b>	Joint Kit			ws		27	A:26/F:25/Z/ABS:94
		MT/AT			<b>26171</b>	Boot Kit			ws			L:84/Ø1=21/Ø2=84
2.0 -16 Turbo (129 kW)	09.84 - 12.91	MT/AT		- 12.88	<b>23657</b>	Joint Kit			ws		27	A:26/F:25
		MT/AT	x	- 12.88	<b>21906</b>	Joint Kit			ws		27	A:26/F:25/Z/ABS:94
		MT/AT		- 12.88	<b>22107</b>	Tripod				gs	42	G:25/Ø Tripodroller:37
		MT/AT		- 12.88	<b>26171</b>	Boot Kit			ws			L:84/Ø1=21/Ø2=84
2.3 -16 CD/CS (107 kW)	08.89 - 12.98	MT	x		<b>23595</b>	Driveshaft	L				12	L:516/A:26/ABS:46
		AT	x		<b>23646</b>	Driveshaft	L				12	L:496/A:26/ABS:46
		MT/AT	x		<b>23646</b>	Driveshaft	R				12	L:496/A:26/ABS:46
		MT/AT			<b>23657</b>	Joint Kit			ws		27	A:26/F:25
		MT/AT	x		<b>23656</b>	Joint Kit			ws		27	A:26/F:25/Z/ABS:46
		MT/AT			<b>22107</b>	Tripod				gs	42	G:25/Ø Tripodroller:37
		MT/AT			<b>26171</b>	Boot Kit			ws			L:84/Ø1=21/Ø2=84
		MT/AT			<b>26172</b>	Boot Kit				gs		L:123/Ø1=21/Ø2=77
2.3 -16 CDE/CSE (108 kW)	09.93 - 12.98	MT	x		<b>23595</b>	Driveshaft	L				12	L:516/A:26/ABS:46
		AT	x		<b>23646</b>	Driveshaft	L				12	L:496/A:26/ABS:46
		MT/AT	x		<b>23646</b>	Driveshaft	R				12	L:496/A:26/ABS:46
		MT/AT			<b>23657</b>	Joint Kit			ws		27	A:26/F:25
		MT/AT	x		<b>23656</b>	Joint Kit			ws		27	A:26/F:25/Z/ABS:46
		MT/AT			<b>22107</b>	Tripod				gs	42	G:25/Ø Tripodroller:37
		MT/AT			<b>26171</b>	Boot Kit			ws			L:84/Ø1=21/Ø2=84
		MT/AT			<b>26172</b>	Boot Kit				gs		L:123/Ø1=21/Ø2=77
2.3 -16 CD Turbo (147 kW)	07.90 - 12.98	MT/AT	x		<b>23659</b>	Joint Kit			ws		27	A:26/F:25/Z/ABS:46
		MT/AT			<b>22110</b>	Tripod				gs	42	G:25/Ø Tripodroller:33.95
		MT/AT			<b>26173</b>	Boot Kit			ws			L:84/Ø1=23/Ø2=92
		MT/AT			<b>26174</b>	Boot Kit				gs		L:124/Ø1=23/Ø2=84
2.3 -16 Turbo (143 kW)	09.90 - 12.98	MT/AT	x		<b>23659</b>	Joint Kit			ws		27	A:26/F:25/Z/ABS:46
		MT/AT			<b>22110</b>	Tripod				gs	42	G:25/Ø Tripodroller:33.95
		MT/AT			<b>26173</b>	Boot Kit			ws			L:84/Ø1=23/Ø2=92
		MT/AT			<b>26174</b>	Boot Kit				gs		L:124/Ø1=23/Ø2=84
2.3 -16 Turbo CSE (147 kW)	09.93 - 12.98	MT/AT	x		<b>23659</b>	Joint Kit			ws		27	A:26/F:25/Z/ABS:46
		MT/AT			<b>22110</b>	Tripod				gs	42	G:25/Ø Tripodroller:33.95
		MT/AT			<b>26173</b>	Boot Kit			ws			L:84/Ø1=23/Ø2=92
		MT/AT			<b>26174</b>	Boot Kit				gs		L:124/Ø1=23/Ø2=84

## SEAT

## SEAT

ALHAMBRA												
1.8 T 20V (110 kW)	09.97 -	MT	x	engine AJH	<b>20150</b>	Driveshaft	L				4	L:643/A:38/D:26/ABS:48
		AT	x	engine AJH	<b>20156</b>	Driveshaft	L				3	L:537/A:38/ABS:48
		MT	x	engine AJH	<b>20151</b>	Driveshaft	R				5	L:582.5/A:38/K:35/ABS:48
		AT	x	engine AJH	<b>20157</b>	Driveshaft	R				3	L:568/A:38/ABS:48
		MT	x	engine AWC	<b>20579</b>	Driveshaft	L/R				3	L:537/A:38/ABS:48
		AT	x	engine AWC, Ch.-No. 7M-3-055001 -	<b>22253</b>	Driveshaft	L/R				3	L:513/A:38/ABS:48
		MT/AT	x	engine AJH	<b>21572</b>	Joint Kit			ws		28	A:38/F:27/O:60/X/ABS:48
		MT/AT	x	engine AWC	<b>21574</b>	Joint Kit			ws		28	A:38/F:36/O:79/X/ABS:48
		MT/AT		engine AJH, TPE boot	<b>26274</b>	Boot Kit			ws			L:145/Ø1=29/Ø2=96
		MT/AT		engine AWC, TPE boot	<b>21575</b>	Boot Kit			ws			L:144/Ø1=30/Ø2=101
1.8 T 20V (110 kW)	09.97 -	MT		engine AWC, Ch.-No. - 7M-3-525800, - 01.03	<b>22286</b>	Boot Kit				gs		L:116/Ø1=24/Ø2=70
		MT		engine AWC, Ch.-No. 7M-3-525801 - 7M-9-514999	<b>24466</b>	Boot Kit				gs		L:88/Ø1=24.4/Ø2=71.5
		AT		engine AJH	<b>24367</b>	Boot Kit				gs		L:88/Ø1=21/Ø2=82

		Transm.	with ABS Ring		Part-No.	Description	L	F	Wheel Side	Gear Box Side	Pic. No.	Technical Specification  Further details on page I
		MT Manual AT Autom.					Left R Right	Front R Rear				

( SEAT )

( SEAT )

ALHAMBRA												
1.9 TDI (66 kW)	04.96 -	MT	x	engine 1Z, AHU	20154	Driveshaft	L				4	L:643/A:38/D:26/ABS:48
		MT	x	engine 1Z, AHU	20155	Driveshaft	R				5	L:582.3/A:38/K:35/ABS:48
		MT	x	engine ANU, Ch.-No. - 7M-1-070000	20579	Driveshaft	L/R				3	L:537/A:38/ABS:48
		MT/AT	x	engine 1Z, AHU	21572	Joint Kit			ws		28	A:38/F:27/O:60/X/ABS:48
		MT/AT	x	engine ANU	21574	Joint Kit			ws		28	A:38/F:36/O:79/X/ABS:48
		MT/AT		engine 1Z, AHU TPE boot	26274	Boot Kit			ws			L:145/Ø1=29/Ø2=96
		MT/AT		engine ANU, TPE boot	21575	Boot Kit			ws			L:144/Ø1=30/Ø2=101
		MT/AT		engine ANU	24466	Boot Kit				gs		L:88/Ø1=24.4/Ø2=71.5
		MT/AT		engine ANU, Ch.-No. - 7M1531000, - 04.01	22286	Boot Kit				gs		L:116/Ø1=24/Ø2=70
MT/AT		engine ANU, Ch.-No. 7M2500001 -, 05.01 -	24657	Boot Kit				gs		L:116/Ø1=24/Ø2=70		
1.9 TDI (81 kW)	08.96 - 06.00	MT	x		20154	Driveshaft	L				4	L:643/A:38/D:26/ABS:48
		AT	x		20156	Driveshaft	L				3	L:537/A:38/ABS:48
		MT	x		20151	Driveshaft	R				5	L:582.5/A:38/K:35/ABS:48
		AT	x		20157	Driveshaft	R				3	L:568/A:38/ABS:48
		MT/AT	x		21572	Joint Kit			ws		28	A:38/F:27/O:60/X/ABS:48
		MT/AT		TPE boot	26274	Boot Kit			ws			L:145/Ø1=29/Ø2=96
		AT			24367	Boot Kit				gs		L:88/Ø1=21/Ø2=82
1.9 TDI (85 kW)	06.00 -	MT	x	- 01.06	20579	Driveshaft	L/R				3	L:537/A:38/ABS:48
		AT5	x	Ch.-No. 7M-3-055001 -	22253	Driveshaft	L/R				3	L:513/A:38/ABS:48
		MT/AT	x		21574	Joint Kit			ws		28	A:38/F:36/O:79/X/ABS:48
		MT/AT		TPE boot	21575	Boot Kit			ws			L:144/Ø1=30/Ø2=101
		MT/AT			24466	Boot Kit				gs		L:88/Ø1=24.4/Ø2=71.5
		MT		engine BVK, - 04.03	22286	Boot Kit				gs		L:116/Ø1=24/Ø2=70
MT		Ch.-No. 7M64510501 -	24657	Boot Kit				gs		L:116/Ø1=24/Ø2=70		
1.9 TDI 4motion (85 kW)	02.01 -	MT	x		20579	Driveshaft	L/R	F			3	L:537/A:38/ABS:48
		AT5	x	Ch.-No. 7M-3-055001 -	22253	Driveshaft	L/R	F			3	L:513/A:38/ABS:48
		MT/AT	x		21574	Joint Kit			F	ws	28	A:38/F:36/O:79/X/ABS:48
		MT/AT		TPE boot	21575	Boot Kit			F	ws		L:144/Ø1=30/Ø2=101
		MT			24466	Boot Kit			F		gs	L:88/Ø1=24.4/Ø2=71.5
MT		- 04.03	22286	Boot Kit			F		gs	L:116/Ø1=24/Ø2=70		
1.9 TDI (96 kW)	11.02 -	MT	x		20579	Driveshaft	L/R				3	L:537/A:38/ABS:48
		MT/AT	x		21574	Joint Kit			ws		28	A:38/F:36/O:79/X/ABS:48
		MT/AT		TPE boot	21575	Boot Kit			ws			L:144/Ø1=30/Ø2=101
		MT/AT			24466	Boot Kit				gs		L:88/Ø1=24.4/Ø2=71.5
MT		- 04.03	22286	Boot Kit				gs		L:116/Ø1=24/Ø2=70		
1.9 TDI (110 kW)	05.05 -	MT/AT			24466	Boot Kit				gs		L:88/Ø1=24.4/Ø2=71.5
2.0 TDI (103 kW)	11.05 -	MT/AT			24466	Boot Kit				gs		L:88/Ø1=24.4/Ø2=71.5
2.0 i (85 kW)	04.96 -	MT	x	engine ADY	20152	Driveshaft	L				4	L:643/A:38/D:26/ABS:48
		AT	x	engine ADY	20156	Driveshaft	L				3	L:537/A:38/ABS:48
		MT	x	engine ADY	20151	Driveshaft	R				5	L:582.5/A:38/K:35/ABS:48
		AT	x	engine ADY	20157	Driveshaft	R				3	L:568/A:38/ABS:48

		MT	x	engine ATM, Ch.-No. - 7M-1-070000	20579	Driveshaft	L/R				3	L:537/A:38/ABS:48
		MT/AT	x	engine ADY	21572	Joint Kit			ws		28	A:38/F:27/O:60/X/ABS:48
		MT/AT	x	engine ATM	21574	Joint Kit			ws		28	A:38/F:36/O:79/X/ABS:48
		MT/AT		engine ADY, TPE boot	26274	Boot Kit			ws			L:145/Ø1=29/Ø2=96
		MT/AT		engine ATM, TPE boot	21575	Boot Kit			ws			L:144/Ø1=30/Ø2=101
		MT		engine ATM	24466	Boot Kit				gs		L:88/Ø1=24.4/Ø2=71.5
		MT		engine ATM, Ch.-No. - 7M1531000, - 04.01	22286	Boot Kit				gs		L:116/Ø1=24/Ø2=70
		MT		engine ATM, Ch.-No. 7M2500001 -, 05.01 -	24657	Boot Kit				gs		L:116/Ø1=24/Ø2=70
		AT			24367	Boot Kit				gs		L:88/Ø1=21/Ø2=82
2.0 i (110 kW)	08.96 - 06.00	MT	x		20150	Driveshaft	L				4	L:643/A:38/D:26/ABS:48
		MT	x		20151	Driveshaft	R				5	L:582.5/A:38/K:35/ABS:48
2.8 V6 (150 kW)	06.00 -	MT	x		20579	Driveshaft	L/R				3	L:537/A:38/ABS:48
		AT5	x	Ch.-No. 7M-3-055001 -	22253	Driveshaft	L				3	L:513/A:38/ABS:48
		AT5	x	Ch.-No. 7M-3-055001 -	22254	Driveshaft	R				6	L:577/A:38/ABS:48
		MT/AT	x		21574	Joint Kit			ws		28	A:38/F:36/O:79/X/ABS:48
		MT/AT		TPE boot	21575	Boot Kit			ws			L:144/Ø1=30/Ø2=101
		MT/AT			24466	Boot Kit				gs		L:88/Ø1=24.4/Ø2=71.5
		MT		- 04.03	22286	Boot Kit				gs		L:116/Ø1=24/Ø2=70
2.8 V6 4motion (150 kW)	02.01 -	MT	x		20579	Driveshaft	L/R	F			3	L:537/A:38/ABS:48
		AT5	x	Ch.-No. 7M-3-055001 -	22253	Driveshaft	L	F			3	L:513/A:38/ABS:48
		AT5	x	Ch.-No. 7M-3-055001 -	22254	Driveshaft	R	F			6	L:577/A:38/ABS:48
		MT/AT	x		21574	Joint Kit		F	ws		28	A:38/F:36/O:79/X/ABS:48
		MT/AT		TPE boot	21575	Boot Kit		F	ws			L:144/Ø1=30/Ø2=101
		MT/AT			24466	Boot Kit		F		gs		L:88/Ø1=24.4/Ø2=71.5
		MT		- 04.03	22286	Boot Kit		F		gs		L:116/Ø1=24/Ø2=70
<b>ALTEA / ALTEA XL (5P1/5P5/5P8)</b>												
1.6 (75 kW)	03.04 -	MT			23689	Joint Kit			ws		28	A:36/F:30/DF:22.45/O:59.5/X
		MT			22497	Joint Kit				gs	29	G:33/Ø Joint:100
		MT		TPE boot	23690	Boot Kit			ws			L:120/Ø1=25/Ø2=86
		MT		TPE boot	23268	Boot Kit				gs		L:110/Ø1=27/Ø2=100/with cap
1.8 TFSI (118 kW)	01.07 -	MT		TPE boot	23692	Boot Kit			ws			L:115/Ø1=29/Ø2=96
2.0 FSI (110 kW)	05.04 -	MT/AT			23689	Joint Kit			ws		28	A:36/F:30/DF:22.45/O:59.5/X
		MT		engine BLR/BLY	22497	Joint Kit				gs	29	G:33/Ø Joint:100
		MT/AT		TPE boot	23690	Boot Kit			ws			L:120/Ø1=25/Ø2=86
		MT		engine BLR/BLY, TPE boot	23268	Boot Kit				gs		L:110/Ø1=27/Ø2=100/with cap
2.0 TFSI (147 kW)	04.06 - 05.09	MT		TPE boot	23692	Boot Kit			ws			L:115/Ø1=29/Ø2=96
2.0 TFSI 4x4 (147 kW)	06.07 - 05.09	MT		TPE boot	23692	Boot Kit		F	ws			L:115/Ø1=29/Ø2=96
1.9 TDI (77 kW)	04.04 -	MT			23689	Joint Kit			ws		28	A:36/F:30/DF:22.45/O:59.5/X
		MT		engine BJB/BKC	22497	Joint Kit				gs	29	G:33/Ø Joint:100
		MT		TPE boot	23690	Boot Kit			ws			L:120/Ø1=25/Ø2=86
		MT		engine BJB/BKC, TPE boot	23268	Boot Kit				gs		L:110/Ø1=27/Ø2=100/with cap
2.0 TDI (100/103 kW)	03.04 -	MT/AT			23691	Joint Kit			ws		28	A:36/F:27/DF:27.51/O:59.5/X
		MT/AT		TPE boot	23692	Boot Kit			ws			L:115/Ø1=29/Ø2=96
		AT			24466	Boot Kit				gs		L:88/Ø1=24.4/Ø2=71.5
2.0 TDI (125 kW)	03.06 -	MT		TPE boot	23692	Boot Kit			ws			L:115/Ø1=29/Ø2=96
2.0 TDI 4x4 (125 kW)	06.07 -	MT		TPE boot	23692	Boot Kit		F	ws			L:115/Ø1=29/Ø2=96
<b>AROSA</b>												
1.0 (37 kW)	05.97 - 06.04	MT		Ch.-No. 6H-W-055366 -	24091	Driveshaft	L				1	L:525/A:22/O:53
		MT		Ch.-No. 6H-W-055366 -	24092	Driveshaft	R				1	L:750/A:22/O:53
		MT/AT		TPE boot	23675	Joint Kit			ws		27	A:22/F:30/O:53/X

		Transm.	with ABS Ring		Part-No.	Description	L	F	Wheel Side	Gear Box Side	Pic. No.	Technical Specification  Further details on page I
		MT Manual AT Autom.					Left R Right	Front R Rear				

( SEAT )

( SEAT )

AROSA													
1.0 (37 kW)	05.97 - 06.04	MT/AT			22455	Joint Kit				gs	29	G:33:/Ø Joint:92	
		MT/AT		TPE boot	26252	Boot Kit			ws			L:109/Ø1=26/Ø2=75	
		MT/AT			26054	Boot Kit				gs		L:100/Ø1=21/Ø2=89/with cap	
1.4 (44 kW)	05.97 - 06.04	MT/AT		TPE boot	24661	Boot Kit				gs		L:108/Ø1=27/Ø2=89/with cap	
		MT		Ch.-No. 6H-W-055366 -	24091	Driveshaft	L				1	L:525/A:22/Ø:53	
		AT		Ch.-No. - 6H-W-055365	24574	Driveshaft	L					1	L:505/A:22/Ø:53
		MT		Ch.-No. 6H-W-055366 -	24092	Driveshaft	R					1	L:750/A:22/Ø:53
		MT/AT		TPE boot	23675	Joint Kit			ws		27	A:22/F:30/Ø:53/X	
		MT/AT		TPE boot	22455	Joint Kit				gs	29	G:33:/Ø Joint:92	
		MT/AT		TPE boot	26252	Boot Kit			ws				L:109/Ø1=26/Ø2=75
1.4 16V (74 kW)	01.00 - 06.04	MT/AT			26054	Boot Kit				gs		L:100/Ø1=21/Ø2=89/with cap	
		MT/AT		TPE boot	24661	Boot Kit				gs		L:108/Ø1=27/Ø2=89/with cap	
		MT		Ch.-No. 6H-W-055366 -	24091	Driveshaft	L				1	L:525/A:22/Ø:53	
		MT		Ch.-No. 6H-W-055366 -	24092	Driveshaft	R				1	L:750/A:22/Ø:53	
		MT/AT			23675	Joint Kit			ws		27	A:22/F:30/Ø:53/X	
1.4 TDI (55 kW)	01.00 - 06.04	MT/AT		TPE boot	26252	Boot Kit			ws			L:109/Ø1=26/Ø2=75	
		MT/AT			24661	Boot Kit				gs		L:108/Ø1=27/Ø2=89/with cap	
		MT			24094	Driveshaft	L				1	L:527/A:22/Ø:53	
		MT			24095	Driveshaft	R				1	L:712/A:22/Ø:53	
		MT			24541	Joint Kit			ws		27	A:22/F:30/DF:23.45/Ø:53/X	
1.7 SDI (44 kW)	08.97 - 06.04	MT			22455	Joint Kit				gs	29	G:33:/Ø Joint:92	
		MT		TPE boot	24542	Boot Kit			ws			L:112.5/Ø1=25.5/Ø2=87	
		MT			26054	Boot Kit				gs		L:100/Ø1=21/Ø2=89/with cap	
		MT		Ch.-No. 6H-W-055366 -	24091	Driveshaft	L				1	L:525/A:22/Ø:53	
		MT		Ch.-No. 6H-W-055366 -	24092	Driveshaft	R				1	L:750/A:22/Ø:53	
CORDOBA I (6K2/C2)	06.94 - 06.99	MT/AT		TPE boot	23675	Joint Kit			ws		27	A:22/F:30/Ø:53/X	
		MT/AT			22455	Joint Kit				gs	29	G:33:/Ø Joint:92	
		MT/AT		TPE boot	26252	Boot Kit			ws			L:109/Ø1=26/Ø2=75	
		MT/AT			26054	Boot Kit				gs		L:100/Ø1=21/Ø2=89/with cap	
		MT/AT		TPE boot	24661	Boot Kit				gs		L:108/Ø1=27/Ø2=89/with cap	
1.4 i (44 kW)	02.93 - 06.99	MT		engine ABU / AEE / ALM	22462	Driveshaft	L				1	L:559.5/A:22	
		MT		engine ABU / AEE / ALM	22461	Joint Kit			ws		27	A:22/F:30	
		MT		TPE boot	22669	Joint Kit			ws		27	A:22/F:30	
		MT			22455	Joint Kit				gs	29	G:33:/Ø Joint:92	
		MT		TPE boot	26005	Boot Kit			ws			L:84/Ø1=20/Ø2=76	
		MT			26252	Boot Kit			ws			L:109/Ø1=26/Ø2=75	
1.6 i (55 kW)	02.93 - 06.99	MT		engine ABU / AEE / ALM	26054	Boot Kit				gs		L:100/Ø1=21/Ø2=89/with cap	
		MT		engine ABU / AEE / ALM	22462	Driveshaft	L				1	L:559.5/A:22	
		MT		engine ABU / AEE / ALM	22461	Joint Kit			ws		27	A:22/F:30	
		MT		engine ABU / AEE / ALM	22455	Joint Kit				gs	29	G:33:/Ø Joint:92	

		MT	engine ABU / AEE / ALM	26005	Boot Kit			ws			L:84/Ø1=20/Ø2=76
		MT	engine ABU / AEE / ALM	26054	Boot Kit				gs		L:100/Ø1=21/Ø2=89/with cap
		MT	TPE boot	23268	Boot Kit	L			gs		L:110/Ø1=27/Ø2=100/with cap
		MT		26101	Boot Kit	R			gs		L:116/Ø1=35/Ø2=100/with cap
1.6 i (74 kW)	07.96 - 06.99	MT		22466	Driveshaft	L				1	L:537.5/A:22
		MT		22467	Driveshaft	R				1	L:772.5/A:22
		MT		22461	Joint Kit			ws		27	A:22/F:30
		MT	TPE boot	22669	Joint Kit			ws		27	A:22/F:30
		MT		20258	Joint Kit				gs	29	G:33/Ø Joint:94.1
		MT		26005	Boot Kit			ws			L:84/Ø1=20/Ø2=76
		MT	TPE boot	26252	Boot Kit			ws			L:109/Ø1=26/Ø2=75
		MT		26062	Boot Kit				gs		L:100/Ø1=21/Ø2=94/with cap
		MT	TPE boot, Ch.-No. 6K-W-085001 -	23268	Boot Kit	L			gs		L:110/Ø1=27/Ø2=100/with cap
		MT	Ch.-No. 6K-W-085001 -	26101	Boot Kit	R			gs		L:116/Ø1=35/Ø2=100/with cap
1.8 i (66 kW)	02.93 - 06.99	MT		22495	Driveshaft	L				1	L:529.5/A:22
		MT		22437	Driveshaft	R				1	L:763.5/A:22
		MT/AT		22494	Joint Kit			ws		27	A:22/F:30/O:53
		MT/AT		22497	Joint Kit	L			gs	29	G:33/Ø Joint:100
		MT/AT		22498	Joint Kit	R			gs	29	G:33/Ø Joint:100
		MT/AT		26037	Boot Kit			ws			L:83/Ø1=22/Ø2=84
		MT/AT		23514	Boot Kit	L			gs		L:111/Ø1=22/Ø2=100/with cap
		MT/AT		26101	Boot Kit	R			gs		L:116/Ø1=35/Ø2=100/with cap
1.8 i 16V (95 kW)	10.93 - 08.96	MT		22495	Driveshaft	L				1	L:529.5/A:22
		MT		22437	Driveshaft	R				1	L:763.5/A:22
		MT		22494	Joint Kit			ws		27	A:22/F:30/O:53
		MT		22497	Joint Kit	L			gs	29	G:33/Ø Joint:100
		MT		22498	Joint Kit	R			gs	29	G:33/Ø Joint:100
		MT		26037	Boot Kit			ws			L:83/Ø1=22/Ø2=84
		MT		23514	Boot Kit	L			gs		L:111/Ø1=22/Ø2=100/with cap
		MT		26101	Boot Kit	R			gs		L:116/Ø1=35/Ø2=100/with cap
1.9 D (47/50 kW)	02.93 - 08.96	MT		22466	Driveshaft	L				1	L:537.5/A:22
		MT		22467	Driveshaft	R				1	L:772.5/A:22
		MT		22461	Joint Kit			ws		27	A:22/F:30
		MT	TPE boot	22669	Joint Kit			ws		27	A:22/F:30
		MT		20258	Joint Kit				gs	29	G:33/Ø Joint:94.1
		MT		26005	Boot Kit			ws			L:84/Ø1=20/Ø2=76
		MT	TPE boot	26252	Boot Kit			ws			L:109/Ø1=26/Ø2=75
		MT		26062	Boot Kit				gs		L:100/Ø1=21/Ø2=94/with cap
1.9 SDI (47 kW)	08.96 - 06.99	MT		22466	Driveshaft	L				1	L:537.5/A:22
		MT		22467	Driveshaft	R				1	L:772.5/A:22
		MT		22461	Joint Kit			ws		27	A:22/F:30
		MT	TPE boot	22669	Joint Kit			ws		27	A:22/F:30
		MT		20258	Joint Kit				gs	29	G:33/Ø Joint:94.1
		MT		26005	Boot Kit			ws			L:84/Ø1=20/Ø2=76
		MT	TPE boot	26252	Boot Kit			ws			L:109/Ø1=26/Ø2=75
		MT		26062	Boot Kit				gs		L:100/Ø1=21/Ø2=94/with cap
1.9 TD (55 kW)	02.93 - 08.96	MT		22495	Driveshaft	L				1	L:529.5/A:22
		MT		22437	Driveshaft	R				1	L:763.5/A:22
		MT		22494	Joint Kit			ws		27	A:22/F:30/O:53
		MT		22497	Joint Kit	L			gs	29	G:33/Ø Joint:100
		MT		22498	Joint Kit	R			gs	29	G:33/Ø Joint:100





		MT			20258	Joint Kit			gs	29	G:33/Ø Joint:94.1
		MT			26005	Boot Kit		ws			L:84/Ø1=20/Ø2=76
		MT		TPE boot	26252	Boot Kit		ws			L:109/Ø1=26/Ø2=75
		MT			26062	Boot Kit	L		gs		L:100/Ø1=21/Ø2=94/with cap
		MT			26101	Boot Kit	R		gs		L:116/Ø1=35/Ø2=100/with cap
1.9 SDI (47 kW)	09.96 - 06.99	MT			22466	Driveshaft	L			1	L:537.5/A:22
		MT			22467	Driveshaft	R			1	L:772.5/A:22
		MT			22461	Joint Kit		ws		27	A:22/F:30
		MT		TPE boot	22669	Joint Kit		ws		27	A:22/F:30
		MT			20258	Joint Kit			gs	29	G:33/Ø Joint:94.1
		MT			26005	Boot Kit		ws			L:84/Ø1=20/Ø2=76
		MT		TPE boot	26252	Boot Kit		ws			L:109/Ø1=26/Ø2=75
		MT			26062	Boot Kit			gs		L:100/Ø1=21/Ø2=94/with cap
1.9 TDI (66/81 kW)	08.96 - 06.99	MT			22600	Joint Kit		ws		27	A:22/F:30/X
		MT			22497	Joint Kit	L		gs	29	G:33/Ø Joint:100
		MT			22498	Joint Kit	R		gs	29	G:33/Ø Joint:100
		MT			26037	Boot Kit		ws			L:83/Ø1=22/Ø2=84
		MT			23514	Boot Kit	L		gs		L:111/Ø1=22/Ø2=100/with cap
		MT			26101	Boot Kit	R		gs		L:116/Ø1=35/Ø2=100/with cap
<b>CORDOBA II (6K2)</b>											
1.4 (44 kW)	06.99 - 10.02	MT			22462	Driveshaft	L			1	L:559.5/A:22
		MT			22461	Joint Kit		ws		27	A:22/F:30
		MT		TPE boot	22669	Joint Kit		ws		27	A:22/F:30
		MT			22455	Joint Kit			gs	29	G:33/Ø Joint:92
		MT			26005	Boot Kit		ws			L:84/Ø1=20/Ø2=76
		MT		TPE boot	26252	Boot Kit		ws			L:109/Ø1=26/Ø2=75
		MT			26054	Boot Kit			gs		L:100/Ø1=21/Ø2=89/with cap
1.4 16V (55 kW)	05.00 - 10.02	MT			22462	Driveshaft	L			1	L:559.5/A:22
		MT			22461	Joint Kit		ws		27	A:22/F:30
		MT		TPE boot	22669	Joint Kit		ws		27	A:22/F:30
		MT			22455	Joint Kit			gs	29	G:33/Ø Joint:92
		MT			26005	Boot Kit		ws			L:84/Ø1=20/Ø2=76
		MT		TPE boot	26252	Boot Kit		ws			L:109/Ø1=26/Ø2=75
		MT			26054	Boot Kit			gs		L:100/Ø1=21/Ø2=89/with cap
1.6 (55 kW)	06.99 - 10.02	MT			22462	Driveshaft	L			1	L:559.5/A:22
		MT			22461	Joint Kit		ws		27	A:22/F:30
		MT		TPE boot	22669	Joint Kit		ws		27	A:22/F:30
		MT			22455	Joint Kit			gs	29	G:33/Ø Joint:92
		MT			26005	Boot Kit		ws			L:84/Ø1=20/Ø2=76
		MT		TPE boot	26252	Boot Kit		ws			L:109/Ø1=26/Ø2=75
		MT			26054	Boot Kit			gs		L:100/Ø1=21/Ø2=89/with cap
1.6 (74 kW)	06.99 - 10.02	MT		TPE boot	22669	Joint Kit		ws		27	A:22/F:30
		MT			22461	Joint Kit		ws		27	A:22/F:30
		AT			22494	Joint Kit		ws		27	A:22/F:30/O:53
		MT/AT			20258	Joint Kit			gs	29	G:33/Ø Joint:94.1
		MT		TPE boot	26252	Boot Kit		ws			L:109/Ø1=26/Ø2=75
		MT			26005	Boot Kit		ws			L:84/Ø1=20/Ø2=76
		AT			26037	Boot Kit		ws			L:83/Ø1=22/Ø2=84
		MT/AT			26062	Boot Kit			gs		L:100/Ø1=21/Ø2=94/with cap

		Transm.	with ABS Ring		Part-No.	Description	L Left R Right	F Front R Rear	Wheel Side	Gear Box Side	Pic. No.	Technical Specification  Further details on page I
		MT Manual AT Autom.										

( SEAT )

( SEAT )

CORDOBA II (6K2)												
1.8 T 20V Cupra (115 kW)	07.00 - 10.02	MT			22498	Joint Kit	R			gs	29	G:33/Ø Joint:100
		MT			26101	Boot Kit	R			gs		L:116/Ø1=35/Ø2=100/with cap
1.9 SDI (50 kW)	06.99 - 10.02	MT		TPE boot	22669	Joint Kit			ws		27	A:22/F:30
		MT			22461	Joint Kit			ws		27	A:22/F:30
		MT/AT			20258	Joint Kit	R			gs	29	G:33/Ø Joint:94.1
		MT		TPE boot	26252	Boot Kit			ws			L:109/Ø1=26/Ø2=75
		MT			26005	Boot Kit			ws			L:84/Ø1=20/Ø2=76
		MT/AT			26062	Boot Kit	R		gs			L:100/Ø1=21/Ø2=94/with cap
1.9 TDI (66/81 kW)	06.99 - 10.02	MT			22600	Joint Kit			ws		27	A:22/F:30/X
		MT			22498	Joint Kit	R			gs	29	G:33/Ø Joint:100
		MT			26037	Boot Kit			ws			L:83/Ø1=22/Ø2=84
		MT			26101	Boot Kit	R			gs		L:116/Ø1=35/Ø2=100/with cap
CORDOBA VARIO II (6K5)												
1.4 (44 kW)	06.99 - 12.02	MT			22462	Driveshaft	L				1	L:559.5/A:22
		MT			22461	Joint Kit			ws		27	A:22/F:30
		MT		TPE boot	22669	Joint Kit			ws		27	A:22/F:30
		MT			22455	Joint Kit				gs	29	G:33/Ø Joint:92
		MT			26005	Boot Kit			ws			L:84/Ø1=20/Ø2=76
		MT		TPE boot	26252	Boot Kit			ws			L:109/Ø1=26/Ø2=75
		MT			26054	Boot Kit			gs			L:100/Ø1=21/Ø2=89/with cap
1.4 16V (55 kW)	06.99 - 12.02	MT			22462	Driveshaft	L				1	L:559.5/A:22
		MT			22461	Joint Kit			ws		27	A:22/F:30
		MT		TPE boot	22669	Joint Kit			ws		27	A:22/F:30
		MT			22455	Joint Kit				gs	29	G:33/Ø Joint:92
		MT			26005	Boot Kit			ws			L:84/Ø1=20/Ø2=76
		MT		TPE boot	26252	Boot Kit			ws			L:109/Ø1=26/Ø2=75
		MT			26054	Boot Kit			gs			L:100/Ø1=21/Ø2=89/with cap
1.6 (55 kW)	06.99 - 12.02	MT			22462	Driveshaft	L				1	L:559.5/A:22
		MT			22461	Joint Kit			ws		27	A:22/F:30
		MT		TPE boot	22669	Joint Kit			ws		27	A:22/F:30
		MT			22455	Joint Kit				gs	29	G:33/Ø Joint:92
		MT			26005	Boot Kit			ws			L:84/Ø1=20/Ø2=76
		MT		TPE boot	26252	Boot Kit			ws			L:109/Ø1=26/Ø2=75
		MT			26054	Boot Kit			gs			L:100/Ø1=21/Ø2=89/with cap
1.6 (74 kW)	06.99 - 12.02	MT		TPE boot	22669	Joint Kit			ws		27	A:22/F:30
		MT			22461	Joint Kit			ws		27	A:22/F:30
		AT			22494	Joint Kit			ws		27	A:22/F:30/O:53
		MT/AT			20258	Joint Kit				gs	29	G:33/Ø Joint:94.1
		MT		TPE boot	26252	Boot Kit			ws			L:109/Ø1=26/Ø2=75
		MT			26005	Boot Kit			ws			L:84/Ø1=20/Ø2=76
		AT			26037	Boot Kit			ws		L:83/Ø1=22/Ø2=84	

		MT/AT			<b>26062</b>	Boot Kit				gs		L:100/Ø1=21/Ø2=94/with cap
1.9 SDI (50 kW)	06.99 - 12.02	MT		TPE boot	<b>22669</b>	Joint Kit		ws		27	A:22/F:30	
		MT			<b>22461</b>	Joint Kit		ws		27	A:22/F:30	
		MT/AT			<b>20258</b>	Joint Kit	R		gs	29	G:33/Ø Joint:94.1	
		MT		TPE boot	<b>26252</b>	Boot Kit		ws			L:109/Ø1=26/Ø2=75	
		MT			<b>26005</b>	Boot Kit		ws			L:84/Ø1=20/Ø2=76	
		MT		TPE boot	<b>23268</b>	Boot Kit	L		gs		L:110/Ø1=27/Ø2=100/with cap	
		MT/AT			<b>26062</b>	Boot Kit	R		gs		L:100/Ø1=21/Ø2=94/with cap	
1.9 TDI (66/81 kW)	06.99 - 12.02	MT			<b>22600</b>	Joint Kit		ws		27	A:22/F:30/X	
		MT			<b>22498</b>	Joint Kit	R		gs	29	G:33/Ø Joint:100	
		MT			<b>26037</b>	Boot Kit		ws			L:83/Ø1=22/Ø2=84	
		MT		TPE boot	<b>23268</b>	Boot Kit	L		gs		L:110/Ø1=27/Ø2=100/with cap	
		MT			<b>26101</b>	Boot Kit	R		gs		L:116/Ø1=35/Ø2=100/with cap	
<b>CORDOBA III (6L2)</b>												
1.2 (47 kW)	10.02 -	MT			<b>24096</b>	Driveshaft	L			2	L:501/A:36/0:52	
		MT			<b>24097</b>	Driveshaft	R			2	L:753/A:36/0:52	
		MT			<b>21586</b>	Joint Kit		ws		27	A:36/F:30/0:52/X/Ø Joint:85	
		MT		TPE boot	<b>21588</b>	Boot Kit		ws			L:110/Ø1=25.5/Ø2=83	
		MT		TPE boot	<b>24663</b>	Boot Kit			gs		L:108/Ø1=27/Ø2=94	
1.2 16V (51 kW)	05.06 -	MT			<b>21586</b>	Joint Kit		ws		27	A:36/F:30/0:52/X/Ø Joint:85	
		MT		TPE boot	<b>21588</b>	Boot Kit		ws			L:110/Ø1=25.5/Ø2=83	
		MT		TPE boot	<b>24663</b>	Boot Kit			gs		L:108/Ø1=27/Ø2=94	
1.4 16V (55 kW)	10.02 -	MT			<b>24096</b>	Driveshaft	L			2	L:501/A:36/0:52	
		MT			<b>24097</b>	Driveshaft	R			2	L:753/A:36/0:52	
		AT			<b>24300</b>	Driveshaft	R					
		MT			<b>21586</b>	Joint Kit		ws		27	A:36/F:30/0:52/X/Ø Joint:85	
		MT		TPE boot	<b>21588</b>	Boot Kit		ws			L:110/Ø1=25.5/Ø2=83	
		MT		TPE boot	<b>24663</b>	Boot Kit			gs		L:108/Ø1=27/Ø2=94	
		AT			<b>24660</b>	Boot Kit			gs		L:100/Ø1=21/Ø2=63	
1.4 16V (63 kW)	05.06 -	MT			<b>21586</b>	Joint Kit		ws		27	A:36/F:30/0:52/X/Ø Joint:85	
		MT		TPE boot	<b>21588</b>	Boot Kit		ws			L:110/Ø1=25.5/Ø2=83	
		MT		TPE boot	<b>24663</b>	Boot Kit			gs		L:108/Ø1=27/Ø2=94	
1.4 16V (74 kW)	10.02 -	MT			<b>24096</b>	Driveshaft	L			2	L:501/A:36/0:52	
		MT			<b>24097</b>	Driveshaft	R			2	L:753/A:36/0:52	
		AT			<b>24300</b>	Driveshaft	R					
		MT			<b>21586</b>	Joint Kit		ws		27	A:36/F:30/0:52/X/Ø Joint:85	
		MT		TPE boot	<b>21588</b>	Boot Kit		ws			L:110/Ø1=25.5/Ø2=83	
		MT		TPE boot	<b>24663</b>	Boot Kit			gs		L:108/Ø1=27/Ø2=94	
1.6 (74 kW)	02.03 -	MT			<b>21587</b>	Joint Kit		ws		27	A:36/F:30/0:52/X/Ø Joint:90	
		MT		TPE boot	<b>21589</b>	Boot Kit		ws			L:125/Ø1=25/Ø2=86	
		MT		TPE boot	<b>23268</b>	Boot Kit			gs		L:110/Ø1=27/Ø2=100/with cap	
1.6 16V (77 kW)	11.06 -	MT			<b>21587</b>	Joint Kit		ws		27	A:36/F:30/0:52/X/Ø Joint:90	
		MT		TPE boot	<b>21589</b>	Boot Kit		ws			L:125/Ø1=25/Ø2=86	
		MT		TPE boot	<b>24663</b>	Boot Kit			gs		L:108/Ø1=27/Ø2=94	
2.0 (85 kW)	09.02 -	MT			<b>21587</b>	Joint Kit		ws		27	A:36/F:30/0:52/X/Ø Joint:90	
		MT		TPE boot	<b>21589</b>	Boot Kit		ws			L:125/Ø1=25/Ø2=86	
		MT		TPE boot	<b>23268</b>	Boot Kit			gs		L:110/Ø1=27/Ø2=100/with cap	
		MT		TPE boot	<b>24663</b>	Boot Kit			gs		L:108/Ø1=27/Ø2=94	
1.4 6V TDI (51 kW)	05.05 -	MT			<b>24303</b>	Driveshaft	L				L:502/A:36	
		MT			<b>24553</b>	Driveshaft	R				L:760/A:36	
		MT			<b>21587</b>	Joint Kit		ws		27	A:36/F:30/0:52/X/Ø Joint:90	

		Transm. <b>MT</b> Manual <b>AT</b> Autom.	with ABS Ring		<b>Part-No.</b>	<b>Description</b>	<b>L</b> Left <b>R</b> Right	<b>F</b> Front <b>R</b> Rear	<b>Wheel</b> <b>Side</b>	<b>Gear</b> <b>Box</b> <b>Side</b>	<b>Pic.</b> <b>No.</b>	<b>Technical Specification</b>  Further details on page I
---	---	---	---------------------	--	-----------------	--------------------	---------------------------------------	---------------------------------------	-----------------------------	--	---------------------------	---

( SEAT )

( SEAT )

<b>CORDOBA III (6L2)</b>												
1.4 6V TDI (51 kW)	05.05 -	MT		TPE boot	<b>21589</b>	Boot Kit			ws			L:125/Ø1=25/Ø2=86
		MT		TPE boot	<b>24663</b>	Boot Kit				gs		L:108/Ø1=27/Ø2=94
1.4 TDI (55 kW)	10.02 -	MT		Ch.-No. - 6L-3-255000	<b>24098</b>	Driveshaft	L				3	L:476/A:36/O:52
		MT		Ch.-No. - 6L-3-255000	<b>24099</b>	Driveshaft	R				3	L:758/A:36/O:52
		MT			<b>21587</b>	Joint Kit			ws		27	A:36/F:30/O:52/X/Ø Joint:90
		MT		TPE boot	<b>21589</b>	Boot Kit			ws			L:125/Ø1=25/Ø2=86
		MT			<b>23175</b>	Boot Kit				gs		L:113/Ø1=21/Ø2=68
		MT		Ch.-No. 6L-4-030301 -, TPE boot	<b>23275</b>	Boot Kit				gs		L:104/Ø1=27/Ø2=71
1.4 TDI (59 kW)	05.05 -	MT			<b>21587</b>	Joint Kit			ws		27	A:36/F:30/O:52/X/Ø Joint:90
		MT		TPE boot	<b>21589</b>	Boot Kit			ws			L:125/Ø1=25/Ø2=86
		MT		TPE boot	<b>23275</b>	Boot Kit				gs		L:104/Ø1=27/Ø2=71
1.9 SDI (47 kW)	10.02 -	MT			<b>24096</b>	Driveshaft	L				2	L:501/A:36/O:52
		MT			<b>24097</b>	Driveshaft	R				2	L:753/A:36/O:52
		MT			<b>21586</b>	Joint Kit			ws		27	A:36/F:30/O:52/X/Ø Joint:85
		MT		TPE boot	<b>21588</b>	Boot Kit			ws			L:110/Ø1=25.5/Ø2=83
		MT		TPE boot	<b>24663</b>	Boot Kit				gs		L:108/Ø1=27/Ø2=94
1.9 TDI (74 kW)	10.02 -	MT		Ch.-No. - 6L-3-255000	<b>24098</b>	Driveshaft	L				3	L:476/A:36/O:52
		MT		Ch.-No. - 6L-3-255000	<b>24099</b>	Driveshaft	R				3	L:758/A:36/O:52
		MT			<b>21587</b>	Joint Kit			ws		27	A:36/F:30/O:52/X/Ø Joint:90
		MT		TPE boot	<b>21589</b>	Boot Kit			ws			L:125/Ø1=25/Ø2=86
		MT			<b>23175</b>	Boot Kit				gs		L:113/Ø1=21/Ø2=68
		MT		engine ATD, Ch.-No. 6L-4-030301 -, TPE boot	<b>23275</b>	Boot Kit				gs		L:104/Ø1=27/Ø2=71
1.9 TDI (96 kW)	10.02 -	MT		Ch.-No. - 6L-4-030300	<b>24586</b>	Driveshaft	L					L:461/A:36
		MT		Ch.-No. 6L-4-030301 -	<b>24302</b>	Driveshaft	R					L:744/A:36
		MT			<b>24089</b>	Joint Kit			ws		27	A:36/F:27/DF:27.5/O:52/X
		MT		TPE boot (with nut)	<b>24090</b>	Boot Kit			ws			L:115/Ø1=29/Ø2=98
<b>EXEO (3R2)</b>												
1.8 T (110 kW)	12.08 -	MT	x		<b>24798</b>	Driveshaft	L					L:594/A:38/ABS:45
		MT		TPE boot	<b>23698</b>	Boot Kit			ws			L:120/Ø1=27/Ø2=94.5
2.0 TFSI (147 kW)	03.09 -	MT	x		<b>24798</b>	Driveshaft	L					L:594/A:38/ABS:45
		MT		TPE boot	<b>23698</b>	Boot Kit			ws			L:120/Ø1=27/Ø2=94.5
2.0 TDI (88/105/125 kW)	03.09 -	MT	x		<b>24798</b>	Driveshaft	L					L:594/A:38/ABS:45
		MT		TPE boot	<b>23698</b>	Boot Kit			ws			L:120/Ø1=27/Ø2=94.5
<b>FURA</b>												
0.9 (29 kW)	03.84 - 12.86	MT			<b>21255</b>	Joint Kit			ws		27	A:20/F:20/O:43/Z
		MT			<b>21209</b>	Tripod				gs	42	G:20/Ø Tripodroller:25.5
		MT			<b>26001</b>	Boot Kit			ws			L:83/Ø1=21/Ø2=70
		MT		- 03.86	<b>26254</b>	Boot Kit				gs		L:75/Ø1=22/Ø2=72
0.9 (31 kW)	01.82 - 06.86	MT			<b>21255</b>	Joint Kit			ws		27	A:20/F:20/O:43/Z
		MT			<b>21209</b>	Tripod				gs	42	G:20/Ø Tripodroller:25.5

		MT			26001	Boot Kit			ws			L:83/Ø1=21/Ø2=70
		MT		03.84 - 03.86	26254	Boot Kit				gs		L:75/Ø1=22/Ø2=72
0.9 (33 kW)	01.82 - 06.86	MT			21255	Joint Kit			ws		27	A:20/F:20/O:43/Z
		MT			21209	Tripod				gs	42	G:20/Ø Tripodroller:25.5
		MT			26001	Boot Kit			ws			L:83/Ø1=21/Ø2=70
<b>IBIZA I</b>												
0.9 (29 kW)	08.90 - 05.93	MT			21252	Joint Kit			ws		27	A:22/F:20/O:48/Z
		MT			21209	Tripod				gs	42	G:20/Ø Tripodroller:25.5
		MT			26069	Boot Kit			ws			L:84/Ø1=21/Ø2=70
0.9 (32 kW)	08.86 - 05.93	MT			21252	Joint Kit			ws		27	A:22/F:20/O:48/Z
		MT			21209	Tripod				gs	42	G:20/Ø Tripodroller:25.5
		MT			26069	Boot Kit			ws			L:84/Ø1=21/Ø2=70
1.2 (44/47 kW)	11.84 - 12.93	MT			21252	Joint Kit			ws		27	A:22/F:20/O:48/Z
		MT			21273	Tripod				gs	42	G:20/Ø Tripodroller:32
		MT			26069	Boot Kit			ws			L:84/Ø1=21/Ø2=70
1.2 i (52 kW)	01.89 - 05.93	MT			21252	Joint Kit			ws		27	A:22/F:20/O:48/Z
		MT			21273	Tripod				gs	42	G:20/Ø Tripodroller:32
		MT			26069	Boot Kit			ws			L:84/Ø1=21/Ø2=70
1.5 (63 kW)	11.84 - 05.93	MT			21252	Joint Kit			ws		27	A:22/F:20/O:48/Z
		MT			21273	Tripod				gs	42	G:20/Ø Tripodroller:32
		MT			26069	Boot Kit			ws			L:84/Ø1=21/Ø2=70
1.5 i (65/66/74 kW)	10.86 - 05.93	MT			21252	Joint Kit			ws		27	A:22/F:20/O:48/Z
		MT			21273	Tripod				gs	42	G:20/Ø Tripodroller:32
		MT			26069	Boot Kit			ws			L:84/Ø1=21/Ø2=70
1.7 D (40/42 kW)	06.84 - 05.93	MT			21252	Joint Kit			ws		27	A:22/F:20/O:48/Z
		MT			21273	Tripod				gs	42	G:20/Ø Tripodroller:32
		MT			26069	Boot Kit			ws			L:84/Ø1=21/Ø2=70
<b>IBIZA II</b>												
1.0 (33 kW)	03.93 - 09.96	MT			22462	Driveshaft	L				1	L:559.5/A:22
		MT			22461	Joint Kit			ws		27	A:22/F:30
		MT			22455	Joint Kit				gs	29	G:33/Ø Joint:92
		MT			26005	Boot Kit			ws			L:84/Ø1=20/Ø2=76
		MT			26054	Boot Kit				gs		L:100/Ø1=21/Ø2=89/with cap
1.0 (37 kW)	09.96 - 08.99	MT		TPE boot	23266	Boot Kit				gs		L:108/Ø1=27/Ø2=89
1.3 i (40 kW)	03.93 - 08.99	MT			22462	Driveshaft	L				1	L:559.5/A:22
		MT			22461	Joint Kit			ws		27	A:22/F:30
		MT			22455	Joint Kit				gs	29	G:33/Ø Joint:92
		MT			26005	Boot Kit			ws			L:84/Ø1=20/Ø2=76
		MT			26054	Boot Kit				gs		L:100/Ø1=21/Ø2=89/with cap
1.4 i (44 kW)	09.93 - 08.99	MT			22462	Driveshaft	L				1	L:559.5/A:22
		MT			22461	Joint Kit			ws		27	A:22/F:30
		MT			22455	Joint Kit				gs	29	G:33/Ø Joint:92
		MT			26005	Boot Kit			ws			L:84/Ø1=20/Ø2=76
		MT			26054	Boot Kit				gs		L:100/Ø1=21/Ø2=89/with cap
1.6 i (55 kW)	03.93 - 08.99	MT			22462	Driveshaft	L				1	L:559.5/A:22
		MT		engine ABU / AEE / ALM	22461	Joint Kit			ws		27	A:22/F:30
		MT		engine ABU / AEE / ALM	22455	Joint Kit				gs	29	G:33/Ø Joint:92
		MT		engine ABU / AEE / ALM	26005	Boot Kit			ws			L:84/Ø1=20/Ø2=76
		MT		engine ABU / AEE / ALM	26054	Boot Kit	L			gs		L:100/Ø1=21/Ø2=89/with cap
		MT			26101	Boot Kit	R			gs		L:116/Ø1=35/Ø2=100/with cap

		Transm.	with ABS Ring		Part-No.	Description	L	F	Wheel Side	Gear Box Side	Pic. No.	Technical Specification  Further details on page I
		MT Manual AT Autom.					Left R Right	Front R Rear				

( SEAT )

( SEAT )

IBIZA II													
1.8 i (66 kW)	03.93 - 08.99	MT			22495	Driveshaft	L				1	L:529.5/A:22	
		MT			22437	Driveshaft	R				1	L:763.5/A:22	
		MT/AT			22494	Joint Kit			ws		27	A:22/F:30/O:53	
		MT/AT			22497	Joint Kit	L			gs	29	G:33/Ø Joint:100	
		MT/AT			22498	Joint Kit	R			gs	29	G:33/Ø Joint:100	
		MT/AT			26037	Boot Kit			ws				L:83/Ø1=22/Ø2=84
		MT/AT			23514	Boot Kit	L			gs			L:111/Ø1=22/Ø2=100/with cap
1.8 i 16V (95 kW)	11.93 - 08.96	MT			22495	Driveshaft	L				1	L:529.5/A:22	
		MT			22437	Driveshaft	R				1	L:763.5/A:22	
		MT			22494	Joint Kit			ws		27	A:22/F:30/O:53	
		MT			22497	Joint Kit	L			gs	29	G:33/Ø Joint:100	
		MT			22498	Joint Kit	R			gs	29	G:33/Ø Joint:100	
		MT			26037	Boot Kit			ws				L:83/Ø1=22/Ø2=84
		MT			23514	Boot Kit	L			gs			L:111/Ø1=22/Ø2=100/with cap
1.9 D (50 kW)	10.94 - 08.96	MT			22466	Driveshaft	L				1	L:537.5/A:22	
		MT			22467	Driveshaft	R				1	L:772.5/A:22	
		MT			22461	Joint Kit			ws		27	A:22/F:30	
		MT			20258	Joint Kit				gs	29	G:33/Ø Joint:94.1	
		MT			26005	Boot Kit			ws				L:84/Ø1=20/Ø2=76
		MT			26062	Boot Kit				gs			L:100/Ø1=21/Ø2=94/with cap
		MT			26062	Boot Kit				gs			L:100/Ø1=21/Ø2=94/with cap
1.9 SDI (47 kW)	08.96 - 08.99	MT			22466	Driveshaft	L				1	L:537.5/A:22	
		MT			22467	Driveshaft	R				1	L:772.5/A:22	
		MT			22461	Joint Kit			ws		27	A:22/F:30	
		MT			20258	Joint Kit				gs	29	G:33/Ø Joint:94.1	
		MT			26005	Boot Kit			ws				L:84/Ø1=20/Ø2=76
		MT			26062	Boot Kit				gs			L:100/Ø1=21/Ø2=94/with cap
		MT			26062	Boot Kit				gs			L:100/Ø1=21/Ø2=94/with cap
1.9 TD (55 kW)	03.93 - 08.96	MT			22495	Driveshaft	L				1	L:529.5/A:22	
		MT			22437	Driveshaft	R				1	L:763.5/A:22	
		MT			22494	Joint Kit			ws		27	A:22/F:30/O:53	
		MT			22497	Joint Kit	L			gs	29	G:33/Ø Joint:100	
		MT			22498	Joint Kit	R			gs	29	G:33/Ø Joint:100	
		MT			26037	Boot Kit			ws				L:83/Ø1=22/Ø2=84
		MT			23514	Boot Kit	L			gs			L:111/Ø1=22/Ø2=100/with cap
1.9 TDI (66 kW)	08.96 - 08.99	MT			26101	Boot Kit	R			gs		L:116/Ø1=35/Ø2=100/with cap	
		MT			23206	Boot Kit				gs		L:90/Ø1=21/Ø2=99	
2.0 i (85 kW)	03.93 - 08.99	MT			22495	Driveshaft	L				1	L:529.5/A:22	
		MT			22437	Driveshaft	R				1	L:763.5/A:22	
		MT			22494	Joint Kit			ws		27	A:22/F:30/O:53	
		MT			22497	Joint Kit	L			gs	29	G:33/Ø Joint:100	

		MT			22498	Joint Kit	R		gs	29	G:33/Ø Joint:100
		MT			26037	Boot Kit		ws			L:83/Ø1=22/Ø2=84
		MT			23514	Boot Kit	L		gs		L:111/Ø1=22/Ø2=100/with cap
		MT			26101	Boot Kit	R		gs		L:116/Ø1=35/Ø2=100/with cap
<b>IBIZA III</b>											
1.0 (37 kW)	08.99 - 02.02	MT			22462	Driveshaft	L			1	L:559.5/A:22
		MT			22461	Joint Kit		ws		27	A:22/F:30
		MT		TPE boot	22669	Joint Kit		ws		27	A:22/F:30
		MT			22455	Joint Kit			gs	29	G:33/Ø Joint:92
		MT			26005	Boot Kit		ws			L:84/Ø1=20/Ø2=76
		MT		TPE boot	26252	Boot Kit		ws			L:109/Ø1=26/Ø2=75
1.4 (44 kW)	08.99 - 02.02	MT			22462	Driveshaft	L			1	L:559.5/A:22
		MT			22461	Joint Kit		ws		27	A:22/F:30
		MT		TPE boot	22669	Joint Kit		ws		27	A:22/F:30
		MT			22455	Joint Kit			gs	29	G:33/Ø Joint:92
		MT			26005	Boot Kit		ws			L:84/Ø1=20/Ø2=76
		MT		TPE boot	26252	Boot Kit		ws			L:109/Ø1=26/Ø2=75
1.4 16V (55/74 kW)	08.99 - 02.02	MT			22462	Driveshaft	L			1	L:559.5/A:22
		MT			22461	Joint Kit		ws		27	A:22/F:30
		MT		TPE boot	22669	Joint Kit		ws		27	A:22/F:30
		MT			22455	Joint Kit			gs	29	G:33/Ø Joint:92
		MT			26005	Boot Kit		ws			L:84/Ø1=20/Ø2=76
		MT		TPE boot	26252	Boot Kit		ws			L:109/Ø1=26/Ø2=75
1.6 (55 kW)	08.99 - 02.02	MT			22462	Driveshaft	L			1	L:559.5/A:22
		MT			22461	Joint Kit		ws		27	A:22/F:30
		MT		TPE boot	22669	Joint Kit		ws		27	A:22/F:30
		MT			22455	Joint Kit			gs	29	G:33/Ø Joint:92
		MT			26005	Boot Kit		ws			L:84/Ø1=20/Ø2=76
		MT		TPE boot	26252	Boot Kit		ws			L:109/Ø1=26/Ø2=75
1.6 (74 kW)	08.99 - 02.02	MT			22462	Driveshaft	L			1	L:559.5/A:22
		MT			22461	Joint Kit		ws		27	A:22/F:30
		MT		TPE boot	22669	Joint Kit		ws		27	A:22/F:30
		MT			22455	Joint Kit			gs	29	G:33/Ø Joint:92
		MT			26005	Boot Kit		ws			L:84/Ø1=20/Ø2=76
		MT		TPE boot	26252	Boot Kit		ws			L:109/Ø1=26/Ø2=75
1.8 T 20V Cupra (115 kW)	07.00 - 02.02	MT			22498	Joint Kit			ws	27	A:22/F:30
		MT		TPE boot	22669	Joint Kit		ws		27	A:22/F:30
		MT			26005	Boot Kit		ws			L:84/Ø1=20/Ø2=76
		MT		TPE boot	26252	Boot Kit		ws			L:109/Ø1=26/Ø2=75
		MT			23268	Boot Kit	L		gs		L:110/Ø1=27/Ø2=100/with cap
		MT			26101	Boot Kit	R		gs		L:116/Ø1=35/Ø2=100/with cap
1.9 SDI (50 kW)	08.99 - 02.02	MT		TPE boot	22669	Joint Kit		ws		27	A:22/F:30
		MT			22461	Joint Kit		ws		27	A:22/F:30
		MT/AT			20258	Joint Kit	R		gs	29	G:33/Ø Joint:94.1
		MT		TPE boot	26252	Boot Kit		ws			L:109/Ø1=26/Ø2=75
		MT			26005	Boot Kit		ws			L:84/Ø1=20/Ø2=76
		MT/AT			26062	Boot Kit	R		gs		L:100/Ø1=21/Ø2=94/with cap
1.9 TDI (66/81 kW)	08.99 - 02.02	MT			22600	Joint Kit		ws		27	A:22/F:30/X
		MT			22498	Joint Kit	R		gs	29	G:33/Ø Joint:100

		Transm. <b>MT</b> Manual <b>AT</b> Autom.	with ABS Ring		<b>Part-No.</b>	<b>Description</b>	<b>L</b> Left <b>R</b> Right	<b>F</b> Front <b>R</b> Rear	<b>Wheel</b> <b>Side</b>	<b>Gear</b> <b>Box</b> <b>Side</b>	<b>Pic.</b> <b>No.</b>	<b>Technical Specification</b>  Further details on page I
---	---	---	---------------------	--	-----------------	--------------------	---------------------------------------	---------------------------------------	-----------------------------	--	---------------------------	---




( SEAT )

( SEAT )

<b>IBIZA III</b>												
1.9 TDI (66/81 kW)	08.99 - 02.02	MT			<b>26037</b>	Boot Kit			ws			L:83/Ø1=22/Ø2=84
		MT		TPE boot	<b>23268</b>	Boot Kit	L			gs		L:110/Ø1=27/Ø2=100/with cap
		MT			<b>26101</b>	Boot Kit	R			gs		L:116/Ø1=35/Ø2=100/with cap
<b>IBIZA IV (6L1)</b>												
1.2 (44 kW)	06.07 - 05.08	MT		TPE boot	<b>24663</b>	Boot Kit				gs		L:108/Ø1=27/Ø2=94
1.2 (47 kW)	02.02 -	MT			<b>24096</b>	Driveshaft	L				2	L:501/A:36/O:52
		MT			<b>24097</b>	Driveshaft	R				2	L:753/A:36/O:52
		MT		TPE boot	<b>24663</b>	Boot Kit				gs		L:108/Ø1=27/Ø2=94
1.2 16V (51 kW)	05.06 -	MT		TPE boot	<b>24663</b>	Boot Kit				gs		L:108/Ø1=27/Ø2=94
1.4 16V (55 kW)	02.02 -	MT			<b>24096</b>	Driveshaft	L				2	L:501/A:36/O:52
		MT			<b>24097</b>	Driveshaft	R				2	L:753/A:36/O:52
		AT		Ch.-No. 6L-3-255001 -	<b>24300</b>	Driveshaft	R					
		MT			<b>21586</b>	Joint Kit			ws		27	A:36/F:30/O:52/X/Ø Joint:85
		MT		TPE boot	<b>21588</b>	Boot Kit			ws			L:110/Ø1=25.5/Ø2=83
		MT		TPE boot	<b>24663</b>	Boot Kit				gs		L:108/Ø1=27/Ø2=94
1.4 16V (63 kW)	05.06 -	MT		TPE boot	<b>24663</b>	Boot Kit				gs		L:108/Ø1=27/Ø2=94
1.4 16V (74 kW)	02.02 -	MT			<b>24096</b>	Driveshaft	L				2	L:501/A:36/O:52
		MT			<b>24097</b>	Driveshaft	R				2	L:753/A:36/O:52
		MT			<b>21586</b>	Joint Kit			ws		27	A:36/F:30/O:52/X/Ø Joint:85
		MT		TPE boot	<b>21588</b>	Boot Kit			ws			L:110/Ø1=25.5/Ø2=83
		MT		TPE boot	<b>24663</b>	Boot Kit				gs		L:108/Ø1=27/Ø2=94
1.6 (74 kW)	02.03 -	MT			<b>21587</b>	Joint Kit			ws		27	A:36/F:30/O:52/X/Ø Joint:90
		MT		TPE boot	<b>21589</b>	Boot Kit			ws			L:125/Ø1=25/Ø2=86
		MT		TPE boot	<b>23268</b>	Boot Kit				gs		L:110/Ø1=27/Ø2=100/with cap
		MT		TPE boot	<b>24663</b>	Boot Kit				gs		L:108/Ø1=27/Ø2=94
1.6 (77 kW)	11.06 -	MT			<b>21587</b>	Joint Kit			ws		27	A:36/F:30/O:52/X/Ø Joint:90
		MT/AT		TPE boot	<b>21589</b>	Boot Kit			ws			L:125/Ø1=25/Ø2=86
		MT		TPE boot	<b>23268</b>	Boot Kit				gs		L:110/Ø1=27/Ø2=100/with cap
		MT		TPE boot	<b>24663</b>	Boot Kit				gs		L:108/Ø1=27/Ø2=94
1.8 T FR (110 kW)	12.03 -	MT			<b>24098</b>	Driveshaft	L				3	L:476/A:36/O:52
		MT			<b>24099</b>	Driveshaft	R				3	L:758/A:36/O:52
		MT			<b>21587</b>	Joint Kit			ws		27	A:36/F:30/O:52/X/Ø Joint:90
		MT		TPE boot	<b>21589</b>	Boot Kit			ws			L:125/Ø1=25/Ø2=86
		MT		TPE boot, Ch-No. - 6L-6-066000	<b>23275</b>	Boot Kit				gs		L:104/Ø1=27/Ø2=71
		MT		TPE boot, Ch-No. 6L-6-066001 -	<b>23268</b>	Boot Kit				gs		L:110/Ø1=27/Ø2=100/with cap
1.8 T Cupra R (132 kW)	01.04 -	MT			<b>24098</b>	Driveshaft	L				3	L:476/A:36/O:52
		MT			<b>24099</b>	Driveshaft	R				3	L:758/A:36/O:52
		MT			<b>21587</b>	Joint Kit			ws		27	A:36/F:30/O:52/X/Ø Joint:90
		MT		TPE boot	<b>21589</b>	Boot Kit			ws			L:125/Ø1=25/Ø2=86
		MT		TPE boot	<b>23275</b>	Boot Kit				gs		L:104/Ø1=27/Ø2=71
2.0 (85 kW)	04.02 -	MT		TPE boot	<b>24663</b>	Boot Kit				gs		L:108/Ø1=27/Ø2=94



1.4 TDI (51 kW)	05.05 -	MT		<b>24303</b>	Driveshaft	L					L:502/A:36
		MT		<b>24553</b>	Driveshaft	R					L:760/A:36
		MT		<b>21587</b>	Joint Kit			ws		27	A:36/F:30/O:52/X/Ø Joint:90
		MT	TPE boot	<b>21589</b>	Boot Kit			ws			L:125/Ø1=25/Ø2=86
		MT	TPE boot	<b>23268</b>	Boot Kit				gs		L:110/Ø1=27/Ø2=100/with cap
		MT	TPE boot	<b>24663</b>	Boot Kit				gs		L:108/Ø1=27/Ø2=94
1.4 TDI (55 kW)	05.02 -	MT		<b>24098</b>	Driveshaft	L				3	L:476/A:36/O:52
		MT		<b>24099</b>	Driveshaft	R				3	L:758/A:36/O:52
		MT		<b>21587</b>	Joint Kit			ws		27	A:36/F:30/O:52/X/Ø Joint:90
		MT	TPE boot	<b>21589</b>	Boot Kit			ws			L:125/Ø1=25/Ø2=86
		MT		<b>23175</b>	Boot Kit				gs		L:113/Ø1=21/Ø2=68
		MT	TPE boot	<b>23275</b>	Boot Kit				gs		L:104/Ø1=27/Ø2=71
1.4 TDI (59 kW)	06.05 -	MT		<b>21587</b>	Joint Kit			ws		27	A:36/F:30/O:52/X/Ø Joint:90
		MT	TPE boot	<b>21589</b>	Boot Kit			ws			L:125/Ø1=25/Ø2=86
		MT	TPE boot	<b>23275</b>	Boot Kit				gs		L:104/Ø1=27/Ø2=71
1.9 SDI (47 kW)	02.02 -	MT		<b>24096</b>	Driveshaft	L				2	L:501/A:36/O:52
		MT		<b>24097</b>	Driveshaft	R				2	L:753/A:36/O:52
		MT		<b>21586</b>	Joint Kit			ws		27	A:36/F:30/O:52/X/Ø Joint:85
		MT	TPE boot	<b>21588</b>	Boot Kit			ws			L:110/Ø1=25.5/Ø2=83
		MT	TPE boot	<b>24663</b>	Boot Kit				gs		L:108/Ø1=27/Ø2=94
1.9 TDI (74 kW)	02.02 -	MT		<b>24098</b>	Driveshaft	L				3	L:476/A:36/O:52
		MT		<b>24099</b>	Driveshaft	R				3	L:758/A:36/O:52
		MT		<b>21587</b>	Joint Kit			ws		27	A:36/F:30/O:52/X/Ø Joint:90
		MT	TPE boot	<b>21589</b>	Boot Kit			ws			L:125/Ø1=25/Ø2=86
		MT		<b>23175</b>	Boot Kit				gs		L:113/Ø1=21/Ø2=68
		MT	engine ATD/AXR, TPE boot	<b>23275</b>	Boot Kit				gs		L:104/Ø1=27/Ø2=71
1.9 TDI (96 kW)	02.02 -	MT	Ch.-No. - 6L-4-030300	<b>24586</b>	Driveshaft	L					L:461/A:36
		MT	Ch.-No. 6L-4-030301 -	<b>24302</b>	Driveshaft	R					L:744/A:36
		MT		<b>24089</b>	Joint Kit			ws		27	A:36/F:27/DF:27.5/O:52/X
		MT	TPE boot (with nut)	<b>24090</b>	Boot Kit			ws			L:115/Ø1=29/Ø2=98
1.9 TDI Cupra R (118 kW)	03.04 -	MT	Ch.-No. 6L-4-030301 -	<b>24302</b>	Driveshaft	R					L:744/A:36
		MT		<b>24089</b>	Joint Kit			ws		27	A:36/F:27/DF:27.5/O:52/X
		MT	TPE boot (with nut)	<b>24090</b>	Boot Kit			ws			L:115/Ø1=29/Ø2=98
<b>IBIZA V (6J5) / IBIZA V SPORTCOUPE (6J1)</b>											
1.2 (51 kW)	03.08 -	MT	TPE boot	<b>24663</b>	Boot Kit				gs		L:108/Ø1=27/Ø2=94
1.4 (63 kW)	03.08 -	MT	TPE boot	<b>24663</b>	Boot Kit				gs		L:108/Ø1=27/Ø2=94
1.6 (77 kW)	05.08 -	MT	TPE boot	<b>24663</b>	Boot Kit				gs		L:108/Ø1=27/Ø2=94
1.4 TDI (59 kW)	07.08 -	MT	TPE boot	<b>23275</b>	Boot Kit				gs		L:104/Ø1=27/Ø2=71
1.9 TDI (66 kW)	07.08 -	MT	TPE boot	<b>23275</b>	Boot Kit				gs		L:104/Ø1=27/Ø2=71
1.9 TDI (77 kW)	03.08 -	MT	TPE boot	<b>23275</b>	Boot Kit				gs		L:104/Ø1=27/Ø2=71
<b>INCA</b>											
1.4 i (44 kW)	11.95 - 06.03	MT		<b>22462</b>	Driveshaft	L				1	L:559.5/A:22
		MT		<b>22461</b>	Joint Kit			ws		27	A:22/F:30
		MT	TPE boot	<b>22669</b>	Joint Kit			ws		27	A:22/F:30
		MT		<b>22455</b>	Joint Kit				gs	29	G:33./Ø Joint:92
		MT		<b>26005</b>	Boot Kit			ws			L:84/Ø1=20/Ø2=76
		MT	TPE boot	<b>26252</b>	Boot Kit			ws			L:109/Ø1=26/Ø2=75
1.4 16V (55 kW)	04.00 - 06.03	MT		<b>26054</b>	Boot Kit				gs		L:100/Ø1=21/Ø2=89/with cap
		MT		<b>22462</b>	Driveshaft	L				1	L:559.5/A:22
		MT		<b>22461</b>	Joint Kit			ws		27	A:22/F:30

		Transm.	with ABS Ring		Part-No.	Description	L	F	Wheel Side	Gear Box Side	Pic. No.	Technical Specification  Further details on page I
		MT Manual AT Autom.					Left R Right	Front R Rear				

( SEAT )

( SEAT )

INCA													
1.4 16V (55 kW)	04.00 - 06.03	MT		TPE boot	22669	Joint Kit			ws		27	A:22/F:30	
		MT			22455	Joint Kit				gs	29	G:33/Ø Joint:92	
		MT			26005	Boot Kit			ws			L:84/Ø1=20/Ø2=76	
		MT		TPE boot	26252	Boot Kit			ws			L:109/Ø1=26/Ø2=75	
		MT			26054	Boot Kit					gs		L:100/Ø1=21/Ø2=89/with cap
1.6 i (55 kW)	11.95 - 05.98	MT		engine 1F	22466	Driveshaft	L				1	L:537.5/A:22	
		MT		engine 1F	22461	Joint Kit			ws		27	A:22/F:30	
		MT		engine 1F, TPE boot	22669	Joint Kit			ws		27	A:22/F:30	
		MT		engine 1F, French Version	22494	Joint Kit			ws		27	A:22/F:30/O:53	
		MT		engine 1F	20258	Joint Kit				gs	29	G:33/Ø Joint:94.1	
		MT		engine 1F, French Version	22497	Joint Kit	L			gs	29	G:33/Ø Joint:100	
		MT		engine 1F, French Version	22498	Joint Kit	R			gs	29	G:33/Ø Joint:100	
		MT		engine 1F	26005	Boot Kit			ws			L:84/Ø1=20/Ø2=76	
		MT		engine 1F, TPE boot	26252	Boot Kit			ws			L:109/Ø1=26/Ø2=75	
		MT		engine 1F, French Version	26037	Boot Kit			ws			L:83/Ø1=22/Ø2=84	
		MT		engine 1F	26062	Boot Kit				gs		L:100/Ø1=21/Ø2=94/with cap	
		MT		engine 1F, French Version	23514	Boot Kit	L			gs		L:111/Ø1=22/Ø2=100/with cap	
		MT		engine 1F, French Version	26101	Boot Kit	R			gs		L:116/Ø1=35/Ø2=100/with cap	
		MT		engine AEE	22462	Driveshaft	L					1	L:559.5/A:22
		MT		engine AEE	22461	Joint Kit			ws			27	A:22/F:30
		MT		engine AEE, TPE boot	22669	Joint Kit			ws			27	A:22/F:30
		MT		engine AEE	22455	Joint Kit				gs	29	G:33/Ø Joint:92	
		MT		engine AEE	26005	Boot Kit			ws			L:84/Ø1=20/Ø2=76	
MT		engine AEE, TPE boot	26252	Boot Kit			ws			L:109/Ø1=26/Ø2=75			
MT		engine AEE	26054	Boot Kit				gs		L:100/Ø1=21/Ø2=89/with cap			
MT		TPE boot, French Version	23268	Boot Kit	L			gs		L:110/Ø1=27/Ø2=100/with cap			
1.7 D (42 kW)	09.96 - 06.03	MT			22466	Driveshaft	L				1	L:537.5/A:22	
		MT			22467	Driveshaft	R				1	L:772.5/A:22	
		MT			22461	Joint Kit			ws		27	A:22/F:30	
		MT		TPE boot	22669	Joint Kit			ws		27	A:22/F:30	
		MT			20258	Joint Kit				gs	29	G:33/Ø Joint:94.1	
		MT			26005	Boot Kit			ws			L:84/Ø1=20/Ø2=76	
		MT		TPE boot	26252	Boot Kit			ws			L:109/Ø1=26/Ø2=75	
		MT			26062	Boot Kit				gs		L:100/Ø1=21/Ø2=94/with cap	
1.9 D (47 kW)	11.95 - 06.03	MT			22466	Driveshaft	L				1	L:537.5/A:22	
		MT			22467	Driveshaft	R				1	L:772.5/A:22	
		MT			22461	Joint Kit			ws		27	A:22/F:30	
		MT		TPE boot	22669	Joint Kit			ws		27	A:22/F:30	
		MT/AT			20258	Joint Kit				gs	29	G:33/Ø Joint:94.1	
		MT			26005	Boot Kit			ws			L:84/Ø1=20/Ø2=76	
		MT		TPE boot	26252	Boot Kit			ws			L:109/Ø1=26/Ø2=75	

		MT/AT			<b>26062</b>	Boot Kit				gs		L:100/Ø1=21/Ø2=94/with cap
1.9 SDI (47 kW)	11.95 - 06.03	MT			<b>22466</b>	Driveshaft	L				1	L:537.5/A:22
		MT			<b>22467</b>	Driveshaft	R				1	L:772.5/A:22
		MT			<b>22461</b>	Joint Kit			ws		27	A:22/F:30
		MT		TPE boot	<b>22669</b>	Joint Kit			ws		27	A:22/F:30
		MT			<b>20258</b>	Joint Kit				gs	29	G:33/Ø Joint:94.1
		MT			<b>26005</b>	Boot Kit			ws			L:84/Ø1=20/Ø2=76
		MT		TPE boot	<b>26252</b>	Boot Kit			ws			L:109/Ø1=26/Ø2=75
		MT			<b>26062</b>	Boot Kit				gs		L:100/Ø1=21/Ø2=94/with cap
<b>LEON (1M1)</b>												
1.4 16V (55 kW)	11.99 - 06.06	MT			<b>21014</b>	Driveshaft	L				1	L:554/A:36/O:53
		MT			<b>21013</b>	Driveshaft	R				1	L:820.5/A:36/O:53
		MT			<b>20338</b>	Joint Kit			ws		27	A:36/F:30/DF:23.45/O:53/X
		MT		TPE boot	<b>20339</b>	Joint Kit			ws		27	A:36/F:30/DF:23.45/O:53/X
		MT			<b>24749</b>	Joint Kit				gs	29	G:33/Z/Ø Joint:94
		MT			<b>20336</b>	Boot Kit			ws			L:84/Ø1=20/Ø2=76
		MT		TPE boot	<b>20337</b>	Boot Kit			ws			L:109/Ø1=26/Ø2=75
		MT		TPE boot	<b>24662</b>	Boot Kit				gs		L:108/Ø1=27/Ø2=94/with cap
1.6 (74 kW)	11.99 - 06.06	MT			<b>21014</b>	Driveshaft	L				1	L:554/A:36/O:53
		MT			<b>21015</b>	Driveshaft	R				1	L:820.5/A:36/O:53
		MT			<b>20340</b>	Joint Kit			ws		27	A:36/F:30/DF:23.45/O:53/X
		MT		(-) steering power	<b>24749</b>	Joint Kit				gs	29	G:33/Z/Ø Joint:94
		MT			<b>26214</b>	Boot Kit			ws			L:80/Ø1=22/Ø2=83
		MT		TPE boot, (-) steering power	<b>24662</b>	Boot Kit				gs		L:108/Ø1=27/Ø2=94/with cap
		MT		TPE boot, (+) steering power	<b>23268</b>	Boot Kit				gs		L:110/Ø1=27/Ø2=100/with cap
1.6 16V (77 kW)	09.00 - 06.06	MT		engine AZD/BCB	<b>20340</b>	Joint Kit			ws		27	A:36/F:30/DF:23.45/O:53/X
		MT		engine AZD/BCB	<b>26214</b>	Boot Kit			ws			L:80/Ø1=22/Ø2=83
		MT		engine AZD/BCB	<b>23175</b>	Boot Kit				gs		L:113/Ø1=21/Ø2=68
		MT		Ch.-No. 1M2R078001 -	<b>24660</b>	Boot Kit				gs		L:100/Ø1=21/Ø2=63
1.8 20V (92 kW)	11.99 - 06.06	MT			<b>21017</b>	Driveshaft	R				1	L:820/A:36/O:53
		MT			<b>20340</b>	Joint Kit			ws		27	A:36/F:30/DF:23.45/O:53/X
		MT			<b>26214</b>	Boot Kit			ws			L:80/Ø1=22/Ø2=83
		MT		TPE boot	<b>23268</b>	Boot Kit	L			gs		L:110/Ø1=27/Ø2=100/with cap
		MT			<b>26101</b>	Boot Kit	R			gs		L:116/Ø1=35/Ø2=100/with cap
1.8 20V T (132 kW)	11.99 - 06.06	MT			<b>23769</b>	Driveshaft	L				1	L:517/A:36
		MT			<b>22267</b>	Driveshaft	R				1	L:805/A:36
		MT		TPE boot	<b>21522</b>	Joint Kit			ws		27	A:36/F:27/O:53/X
		MT			<b>26214</b>	Boot Kit			ws			L:80/Ø1=22/Ø2=83
		MT		Ch.-No. - 1M-3-109000	<b>23176</b>	Boot Kit				gs		L:98/Ø1=24/Ø2=57
		MT		TPE boot, Ch.-No. 1M-3-109001 -	<b>24665</b>	Boot Kit				gs		L:102/Ø1=28/Ø2=67
		AT		TPE boot	<b>23275</b>	Boot Kit				gs		L:104/Ø1=27/Ø2=71
1.8 20V T 4 (132 kW)	11.99 - 06.06	MT		engine AJQ, TPE boot	<b>21522</b>	Joint Kit		F	ws		27	A:36/F:27/O:53/X
		MT		engine AJQ	<b>26214</b>	Boot Kit		F	ws			L:80/Ø1=22/Ø2=83
		MT		engine AJQ	<b>23176</b>	Boot Kit		F		gs		L:98/Ø1=24/Ø2=57
		MT		- 04.01, engine ARY	<b>23176</b>	Boot Kit		F		gs		L:98/Ø1=24/Ø2=57
		MT		05.01 -, TPE boot	<b>24665</b>	Boot Kit		F		gs		L:102/Ø1=28/Ø2=67
		MT		TPE boot	<b>23268</b>	Boot Kit		R		gs		L:110/Ø1=27/Ø2=100/with cap
1.8 T Cupra R (154 kW)	02.02 - 06.06	MT		Ch.-No. - 1M-3-109000	<b>23769</b>	Driveshaft	L				1	L:517/A:36
		MT		Ch.-No. - 1M-3-109000	<b>22267</b>	Driveshaft	R				1	L:805/A:36
		MT		TPE boot	<b>21522</b>	Joint Kit			ws		27	A:36/F:27/O:53/X
		MT			<b>26214</b>	Boot Kit			ws			L:80/Ø1=22/Ø2=83

		Transm. MT Manual AT Autom.	with ABS Ring		Part-No.	Description	L Left R Right	F Front R Rear	Wheel Side	Gear Box Side	Pic. No.	Technical Specification  Further details on page I
---	---	---	---------------------	--	----------	-------------	-------------------------	-------------------------	---------------	---------------------	-------------	--

( SEAT )

( SEAT )

LEON (1M1)												
1.8 T Cupra R (154 kW)	02.02 - 06.06	MT		TPE boot, Ch.-No. 1M-3-109001 -	24665	Boot Kit		F		gs		L:102/Ø1=28/Ø2=67
1.8 4x4 Turbo (154 kW)	05.02 - 06.06	MT		Ch.-No. - 1M-3-109000	23176	Boot Kit		F		gs		L:98/Ø1=24/Ø2=57
		MT		TPE boot, Ch.-No. 1M-3-109001 -	24665	Boot Kit		F		gs		L:102/Ø1=28/Ø2=67
		MT		TPE boot	23268	Boot Kit		R		gs		L:110/Ø1=27/Ø2=100/with cap
2.3 VR5 (125 kW)	09.00 - 11.03	MT		TPE boot	23275	Boot Kit				gs		L:104/Ø1=27/Ø2=71
2.8 (150 kW)	05.02 - 06.06	MT		TPE boot, Ch.-No. 1M-3-109001 -	24665	Boot Kit				gs		L:102/Ø1=28/Ø2=67
2.8 Cupra 4 (150 kW)	02.01 - 06.06	MT		TPE boot	21522	Joint Kit		F	ws		27	A:36/F:27/O:53/X
		MT			26214	Boot Kit		F	ws			L:80/Ø1=22/Ø2=83
		MT		engine AUE	23176	Boot Kit		F		gs		L:98/Ø1=24/Ø2=57
		MT		Ch.-No. - 1M-3-109000, engine BDE	23176	Boot Kit		F		gs		L:98/Ø1=24/Ø2=57
		MT		TPE boot, Ch.-No. 1M-3-109001 -	24665	Boot Kit		F		gs		L:102/Ø1=28/Ø2=67
		MT		TPE boot	23268	Boot Kit		R		gs		L:110/Ø1=27/Ø2=100/with cap
1.9 SDI (50 kW)	11.99 - 06.06	MT			21014	Driveshaft	L				1	L:554/A:36/O:53
		MT			21013	Driveshaft	R				1	L:820.5/A:36/O:53
		MT			20338	Joint Kit			ws		27	A:36/F:30/DF:23.45/O:53/X
		MT		TPE boot	20339	Joint Kit			ws		27	A:36/F:30/DF:23.45/O:53/X
		MT			24749	Joint Kit				gs	29	G:33/Z/Ø Joint:94
		MT			20336	Boot Kit			ws			L:84/Ø1=20/Ø2=76
		MT		TPE boot	20337	Boot Kit			ws			L:109/Ø1=26/Ø2=75
		MT		TPE boot	24662	Boot Kit				gs		L:108/Ø1=27/Ø2=94/with cap
1.9 TDI (66/81 kW)	11.99 - 06.06	MT			21020	Driveshaft	L				1	L:553/A:36/O:53
		MT			21021	Driveshaft	R				1	L:820/A:36/O:53
		MT			20340	Joint Kit			ws		27	A:36/F:30/DF:23.45/O:53/X
		MT			26214	Boot Kit			ws			L:80/Ø1=22/Ø2=83
		MT			24658	Boot Kit	L			gs		L:114/Ø1=18/Ø2=100/with cap
		MT			26101	Boot Kit	R			gs		L:116/Ø1=35/Ø2=100/with cap
1.9 TDI (74 kW)	10.05 - 06.06	MT		TPE boot	23268	Boot Kit	L			gs		L:110/Ø1=27/Ø2=100/with cap
		MT			26101	Boot Kit	R			gs		L:116/Ø1=35/Ø2=100/with cap
1.9 TDI (96 kW)	05.03 - 06.06	MT		Ch.-No. - 1M-3-109000	23769	Driveshaft	L				1	L:517/A:36
		MT		Ch.-No. - 1M-3-109000	22267	Driveshaft	R				1	L:805/A:36
		MT		TPE boot	21522	Joint Kit			ws		27	A:36/F:27/O:53/X
		MT			26214	Boot Kit			ws			L:80/Ø1=22/Ø2=83
		MT		Ch.-No. - 1M-3-109000	23176	Boot Kit				gs		L:98/Ø1=24/Ø2=57
		MT		TPE boot, Ch.-No. 1M-3-109001 -	24665	Boot Kit				gs		L:102/Ø1=28/Ø2=67
1.9 TDI (110 kW)	02.01 - 06.06	MT		Ch.-No. - 1M-3-109000	23769	Driveshaft	L				1	L:517/A:36
		MT		Ch.-No. - 1M-3-109000	22267	Driveshaft	R				1	L:805/A:36
		MT		TPE boot	21522	Joint Kit			ws		27	A:36/F:27/O:53/X
		MT			26214	Boot Kit			ws			L:80/Ø1=22/Ø2=83
		MT		Ch.-No. - 1M-3-109000	23176	Boot Kit				gs		L:98/Ø1=24/Ø2=57
		MT		TPE boot, Ch.-No. 1M-3-109001 -	24665	Boot Kit				gs		L:102/Ø1=28/Ø2=67
1.9 TDI Syncro (110 kW)	05.02 - 06.06	MT		Ch.-No. - 1M-3-109000	23176	Boot Kit		F		gs		L:98/Ø1=24/Ø2=57

		MT		TPE boot, Ch.-No. 1M-3-109001 -	24665	Boot Kit		F		gs		L:102/Ø1=28/Ø2=67
		MT		TPE boot	23268	Boot Kit		R		gs		L:110/Ø1=27/Ø2=100/with cap
<b>LEON (1P1)</b>												
1.4 16V (63 kW)	06.06 -	MT			24482	Driveshaft	L			1		L:560/A:36
		MT			24749	Joint Kit				29	gs	G:33/Z/Ø Joint:94
		MT		TPE boot	23688	Boot Kit			ws			L:108/Ø1=25.6/Ø2=77.9
		MT		TPE boot	24662	Boot Kit				gs		L:108/Ø1=27/Ø2=94/with cap
1.4 TSI (92 kW)	11.07 -	MT		TPE boot	23690	Boot Kit			ws			L:120/Ø1=25/Ø2=86
		MT		TPE boot	23268	Boot Kit				gs		L:110/Ø1=27/Ø2=100/with cap
1.6 (75 kW)	09.05 -	MT			23689	Joint Kit			ws	28		A:36/F:30/DF:22.45/0:59.5/X
		MT		engine BSE/BSF	22497	Joint Kit				29	gs	G:33/Ø Joint:100
		MT		TPE boot	23690	Boot Kit			ws			L:120/Ø1=25/Ø2=86
		MT		engine BSE/BSF, TPE boot	23268	Boot Kit				gs		L:110/Ø1=27/Ø2=100/with cap
1.6 16V (77 kW)	09.05 -	MT			23689	Joint Kit			ws	28		A:36/F:30/DF:22.45/0:59.5/X
		MT		TPE boot	23690	Boot Kit			ws			L:120/Ø1=25/Ø2=86
1.8 TSI (118 kW)	06.07 -	MT		TPE boot	24665	Boot Kit				gs		L:102/Ø1=28/Ø2=67
2.0 FSI (110 kW)	09.05 -	MT			24489	Driveshaft	L					L:522/A:36
		AT			24487	Driveshaft	L					L:587/A:36/D:36
		MT			24498	Driveshaft	R					L:815/A:36
		MT/AT		engine BLR/BLY	23689	Joint Kit			ws	28		A:36/F:30/DF:22.45/0:59.5/X
		MT		engine BLR/BLY	22497	Joint Kit				29	gs	G:33/Ø Joint:100
		MT/AT		engine BLR/BLY, TPE boot	23690	Boot Kit			ws			L:120/Ø1=25/Ø2=86
		MT		engine BLR/BLY, TPE boot	23268	Boot Kit				gs		L:110/Ø1=27/Ø2=100/with cap
2.0 TFSI (136 kW)	09.05 -	MT		TPE boot	24665	Boot Kit				gs		L:102/Ø1=28/Ø2=67
2.0 TFSI (147 kW)	09.05 -	MT			23691	Joint Kit			ws	28		A:36/F:27/DF:27.51/0:59.5/X
		MT		TPE boot	23692	Boot Kit			ws			L:115/Ø1=29/Ø2=96
		MT		TPE boot	24665	Boot Kit				gs		L:102/Ø1=28/Ø2=67
2.0 TFSI (155 kW)	06.09 -	MT		TPE boot	24665	Boot Kit				gs		L:102/Ø1=28/Ø2=67
2.0 TFSI (177 kW)	11.06 -	MT		TPE boot	23692	Boot Kit			ws			L:115/Ø1=29/Ø2=96
		MT		TPE boot	24665	Boot Kit				gs		L:102/Ø1=28/Ø2=67
2.0 TFSI (195 kW)	11.06 -	MT		TPE boot	24665	Boot Kit				gs		L:102/Ø1=28/Ø2=67
1.9 TDI (66 kW)	07.05 -	MT		Ch.-No. 1P8083001 -	24485	Driveshaft	L			2		L:522/A:36
		MT			23689	Joint Kit			ws	28		A:36/F:30/DF:22.45/0:59.5/X
		MT			22497	Joint Kit				29	gs	G:33/Ø Joint:100
		MT		TPE boot	23690	Boot Kit			ws			L:120/Ø1=25/Ø2=86
		MT			24466	Boot Kit				gs		L:88/Ø1=24.4/Ø2=71.5
		MT		TPE boot	23268	Boot Kit				gs		L:110/Ø1=27/Ø2=100/with cap
1.9 TDI (77 kW)	07.05 -	MT		Ch.-No. 1P8083001 -	24485	Driveshaft	L			2		L:522/A:36
		AT			24474	Driveshaft	L					L:482/A:36
		MT			23689	Joint Kit			ws	28		A:36/F:30/DF:22.45/0:59.5/X
		MT			22497	Joint Kit				29	gs	G:33/Ø Joint:100
		MT		TPE boot	23690	Boot Kit			ws			L:120/Ø1=25/Ø2=86
		MT			24466	Boot Kit				gs		L:88/Ø1=24.4/Ø2=71.5
		MT		TPE boot	23268	Boot Kit				gs		L:110/Ø1=27/Ø2=100/with cap
1.9 TDI (81 kW)	09.05 -	MT			23689	Joint Kit			ws	28		A:36/F:30/DF:22.45/0:59.5/X
		MT		TPE boot	23690	Boot Kit			ws			L:120/Ø1=25/Ø2=86
		MT			24658	Boot Kit	L			gs		L:114/Ø1=18/Ø2=100/with cap
1.9 TDI (110 kW)	09.05 -	MT			23689	Joint Kit			ws	28		A:36/F:30/DF:22.45/0:59.5/X
		MT		TPE boot	23690	Boot Kit			ws			L:120/Ø1=25/Ø2=86
2.0 TDI (100 kW)	10.05 -	MT			24475	Driveshaft	L					
		AT			24474	Driveshaft	L					L:482/A:36

		Transm.	with ABS Ring		Part-No.	Description	L	F	Wheel Side	Gear Box Side	Pic. No.	Technical Specification  Further details on page I
		MT Manual AT Autom.					Left R Right	Front R Rear				

( SEAT )

( SEAT )

LEON (1P1)												
2.0 TDI (100 kW)	10.05 -	MT			24479	Driveshaft	R					
		MT		TPE boot	24665	Boot Kit				gs		L:102/Ø1=28/Ø2=67
		AT		Ch.-No. 1P-6-000 001 -	24466	Boot Kit				gs		L:88/Ø1=24.4/Ø2=71.5
2.0 TDI (103 kW)	09.05 -	MT			24475	Driveshaft	L					
		AT			24474	Driveshaft	L					L:482/A:36
		MT			24479	Driveshaft	R					
		MT/AT			23691	Joint Kit			ws		28	A:36/F:27/DF:27.51/O:59.5/X
		MT/AT		TPE boot	23692	Boot Kit			ws			L:115/Ø1=29/Ø2=96
		MT		TPE boot	24665	Boot Kit				gs		L:102/Ø1=28/Ø2=67
2.0 TDI (125 kW)	05.06 -	AT		Ch.-No. 1P-6-000 001 -	24466	Boot Kit					gs	L:88/Ø1=24.4/Ø2=71.5
		MT		Ch.-No. - 898A112000, - 05.07	24491	Driveshaft	L				1	L:492/A:36
		MT		TPE boot	24665	Boot Kit				gs		L:102/Ø1=28/Ø2=67
MALAGA												
1.2 (44/47 kW)	11.84 - 12.93	MT			21252	Joint Kit			ws		27	A:22/F:20/O:48/Z
		MT			21273	Tripod				gs	42	G:20/Ø Tripodroller:32
		MT			26069	Boot Kit			ws			L:84/Ø1=21/Ø2=70
1.2 i (52 kW)	12.89 - 12.93	MT			21252	Joint Kit			ws		27	A:22/F:20/O:48/Z
		MT			21273	Tripod				gs	42	G:20/Ø Tripodroller:32
		MT			26069	Boot Kit			ws			L:84/Ø1=21/Ø2=70
1.4 (63 kW)	05.85 - 12.93	MT			21252	Joint Kit			ws		27	A:22/F:20/O:48/Z
		MT			21273	Tripod				gs	42	G:20/Ø Tripodroller:32
		MT			26069	Boot Kit			ws			L:84/Ø1=21/Ø2=70
1.4 i (66/74 kW)	10.86 - 12.93	MT			21252	Joint Kit			ws		27	A:22/F:20/O:48/Z
		MT			21273	Tripod				gs	42	G:20/Ø Tripodroller:32
		MT			26069	Boot Kit			ws			L:84/Ø1=21/Ø2=70
1.7 D (40/42 kW)	05.85 - 12.93	MT			21252	Joint Kit			ws		27	A:22/F:20/O:48/Z
		MT			21273	Tripod				gs	42	G:20/Ø Tripodroller:32
		MT			26069	Boot Kit			ws			L:84/Ø1=21/Ø2=70
MARBELLA												
0.8 (25 kW)	08.86 - 12.93	MT			21255	Joint Kit			ws		27	A:20/F:20/O:43/Z
		MT			21209	Tripod				gs	42	G:20/Ø Tripodroller:25.5
		MT			26001	Boot Kit			ws			L:83/Ø1=21/Ø2=70
0.9 (29 kW)	01.87 - 11.96	MT			21255	Joint Kit			ws		27	A:20/F:20/O:43/Z
		MT			21209	Tripod				gs	42	G:20/Ø Tripodroller:25.5
		MT			26001	Boot Kit			ws			L:83/Ø1=21/Ø2=70
1.0 (33 kW)	01.87 - 12.93	MT			21255	Joint Kit			ws		27	A:20/F:20/O:43/Z
		MT			21105	Joint			ws		27	A:20/F:20/O:43/Z
		MT			26001	Boot Kit			ws			L:83/Ø1=21/Ø2=70
1.3 D (27 kW)	01.87 - 12.93	MT			21255	Joint Kit			ws		27	A:20/F:20/O:43/Z
		MT			21105	Joint			ws		27	A:20/F:20/O:43/Z

		MT			26001	Boot Kit			ws			L:83/Ø1=21/Ø2=70
<b>PANDA</b>												
650 (22 kW)	01.82 - 12.86	MT			21255	Joint Kit			ws		27	A:20/F:20/O:43/Z
		MT			26001	Boot Kit			ws			L:83/Ø1=21/Ø2=70
750 (25 kW)	01.86 - 01.95	MT			22897	Driveshaft	L				26	L:525/A:20/Ø Tripodroller:29
		MT			22898	Driveshaft	R				26	L:815/A:20/Ø Tripodroller:29
		MT			21255	Joint Kit			ws		27	A:20/F:20/O:43/Z
		MT			21269	Tripod				gs	42	G:19/Ø Tripodroller:29
		MT			26001	Boot Kit			ws			L:83/Ø1=21/Ø2=70
		MT	- 06.86		26054	Boot Kit				gs		L:100/Ø1=21/Ø2=89/with cap
		MT	07.86 - 09.87		26257	Boot Kit				gs		L:77/Ø1=21/Ø2=79
		MT	10.87 -		26221	Boot Kit	L			gs		L:93/Ø1=24/Ø2=76
		MT	10.87 -		26256	Boot Kit	R			gs		L:89/Ø1=32/Ø2=65
750 KAT (25 kW)	01.95 - 12.97	MT			21255	Joint Kit			ws		27	A:20/F:20/O:43/Z
		MT			26001	Boot Kit			ws			L:83/Ø1=21/Ø2=70
800 (25 kW)	02.81 - 12.85	MT			21255	Joint Kit			ws		27	A:20/F:20/O:43/Z
		MT			21274	Tripod				gs	42	G:20/Ø Tripodroller:29
		MT			26001	Boot Kit			ws			L:83/Ø1=21/Ø2=70
900 (29 kW)	04.92 - 12.96	MT			21255	Joint Kit			ws		27	A:20/F:20/O:43/Z
		MT			26001	Boot Kit			ws			L:83/Ø1=21/Ø2=70
900 (33 kW)	10.80 - 06.94	MT			22897	Driveshaft	L				26	L:525/A:20/Ø Tripodroller:29
		MT			22898	Driveshaft	R				26	L:815/A:20/Ø Tripodroller:29
		MT			21255	Joint Kit			ws		27	A:20/F:20/O:43/Z
		MT			21274	Tripod				gs	42	G:20/Ø Tripodroller:29
		MT			26001	Boot Kit			ws			L:83/Ø1=21/Ø2=70
		MT			26253	Boot Kit				gs		L:71/Ø1=22/Ø2=65
		MT	12.84 -		26254	Boot Kit				gs		L:75/Ø1=22/Ø2=72
950 (35 kW)	09.82 - 08.83	MT			21255	Joint Kit			ws		27	A:20/F:20/O:43/Z
		MT			21274	Tripod				gs	42	G:20/Ø Tripodroller:29
		MT			26001	Boot Kit			ws			L:83/Ø1=21/Ø2=70
950 4X4 (35 kW)	09.83 - 12.86	MT			21255	Joint Kit		F	ws		27	A:20/F:20/O:43/Z
		MT	- 12.85		21274	Tripod		F		gs	42	G:20/Ø Tripodroller:29
		MT	01.86 -		21269	Tripod		F		gs	42	G:19/Ø Tripodroller:29
		MT			26001	Boot Kit		F	ws			L:83/Ø1=21/Ø2=70
1000 (32 kW)	01.86 - 04.92	MT			22897	Driveshaft	L				26	L:525/A:20/Ø Tripodroller:29
		AT			22899	Driveshaft	L				16	L:485/A:20
		MT			22898	Driveshaft	R				26	L:815/A:20/Ø Tripodroller:29
		AT			22939	Driveshaft	R				16	L:680/A:20
		MT			21255	Joint Kit			ws		27	A:20/F:20/O:43/Z
		MT			21269	Tripod				gs	42	G:19/Ø Tripodroller:29
		MT			26001	Boot Kit			ws			L:83/Ø1=21/Ø2=70
		MT	- 06.86		26254	Boot Kit				gs		L:75/Ø1=22/Ø2=72
		MT	07.86 - 09.87		26257	Boot Kit				gs		L:77/Ø1=21/Ø2=79
1000 (37 kW)	01.85 - 12.92	MT			22897	Driveshaft	L				26	L:525/A:20/Ø Tripodroller:29
		MT			22898	Driveshaft	R				26	L:815/A:20/Ø Tripodroller:29
		MT			21255	Joint Kit			ws		27	A:20/F:20/O:43/Z
		MT			21269	Tripod				gs	42	G:19/Ø Tripodroller:29
		MT			26001	Boot Kit			ws			L:83/Ø1=21/Ø2=70
1000 4X4 (32 kW)	01.86 - 07.89	MT			22897	Driveshaft	L	F			26	L:525/A:20/Ø Tripodroller:29
		MT			22898	Driveshaft	R	F			26	L:815/A:20/Ø Tripodroller:29
		MT			21255	Joint Kit		F	ws		27	A:20/F:20/O:43/Z

		Transm.	with ABS Ring		Part-No.	Description	L	F	Wheel Side	Gear Box Side	Pic. No.	Technical Specification  Further details on page I
		MT Manual AT Autom.					Left R Right	Front R Rear				

( SEAT )

( SEAT )

PANDA												
1000 4X4 (32 kW)	01.86 - 07.89	MT			21269	Tripod		F		gs	42	G:19/Ø Tripodroller:29
		MT			26001	Boot Kit		F	ws			L:83/Ø1=21/Ø2=70
1000 4X4 (33/37 kW)	01.86 - 12.94	MT			22897	Driveshaft	L	F			26	L:525/A:20/Ø Tripodroller:29
		MT			22898	Driveshaft	R	F			26	L:815/A:20/Ø Tripodroller:29
		MT			21255	Joint Kit		F	ws		27	A:20/F:20/O:43/Z
		MT			21269	Tripod		F		gs	42	G:19/Ø Tripodroller:29
		MT			26001	Boot Kit		F	ws			L:83/Ø1=21/Ø2=70
		MT	03.89 -		26256	Boot Kit		F		gs		L:89/Ø1=32/Ø2=65
1000 i.e (33 kW)	08.92 -	MT			22897	Driveshaft	L				26	L:525/A:20/Ø Tripodroller:29
		AT			22899	Driveshaft	L				16	L:485/A:20
		MT			22898	Driveshaft	R				26	L:815/A:20/Ø Tripodroller:29
		AT			22939	Driveshaft	R				16	L:680/A:20
		MT			21255	Joint Kit			ws		27	A:20/F:20/O:43/Z
		MT			21269	Tripod				gs	42	G:19/Ø Tripodroller:29
		MT			26001	Boot Kit			ws			L:83/Ø1=21/Ø2=70
1000 i.e. KAT (33 kW)	10.87 - 08.98	MT			22897	Driveshaft	L				26	L:525/A:20/Ø Tripodroller:29
		AT			22899	Driveshaft	L				16	L:485/A:20
		MT			22898	Driveshaft	R				26	L:815/A:20/Ø Tripodroller:29
		AT			22939	Driveshaft	R				16	L:680/A:20
		MT			21255	Joint Kit			ws		27	A:20/F:20/O:43/Z
		MT			21269	Tripod				gs	42	G:19/Ø Tripodroller:29
		MT			26001	Boot Kit			ws			L:83/Ø1=21/Ø2=70
1100 (37 kW)	05.91 - 12.99	AT			22899	Driveshaft	L				16	L:485/A:20
		AT			22939	Driveshaft	R				16	L:680/A:20
		MT			21255	Joint Kit			ws		27	A:20/F:20/O:43/Z
		MT			26001	Boot Kit			ws			L:83/Ø1=21/Ø2=70
1100 Trekking 4x4 (37 kW)	10.91 -	MT			21255	Joint Kit		F	ws		27	A:20/F:20/O:43/Z
		MT			26001	Boot Kit		F	ws			L:83/Ø1=21/Ø2=70
1100 (40 kW)	02.95 - 09.03	AT			22899	Driveshaft	L				16	L:485/A:20
		AT			22939	Driveshaft	R				16	L:680/A:20
		MT			21255	Joint Kit			ws		27	A:20/F:20/O:43/Z
		MT			26001	Boot Kit			ws			L:83/Ø1=21/Ø2=70
1100 4x4 (40 kW)	02.95 -	MT			21255	Joint Kit		F	ws		27	A:20/F:20/O:43/Z
		MT			26001	Boot Kit		F	ws			L:83/Ø1=21/Ø2=70
1300 D (27 kW)	04.86 - 12.92	MT			21255	Joint Kit			ws		27	A:20/F:20/O:43/Z
		MT			21105	Joint			ws		27	A:20/F:20/O:43/Z
		MT			26001	Boot Kit			ws			L:83/Ø1=21/Ø2=70
RONDA												
1.2 (44/47 kW)	08.83 - 12.86	MT			21252	Joint Kit			ws		27	A:22/F:20/O:48/Z
		MT			21273	Tripod				gs	42	G:20/Ø Tripodroller:32
		MT			26069	Boot Kit			ws			L:84/Ø1=21/Ø2=70



		MT			26253	Boot Kit			gs		L:71/Ø1=22/Ø2=65
		MT			26254	Boot Kit			gs		L:75/Ø1=22/Ø2=72
1.4 (54/63 kW)	06.82 - 11.88	MT			21252	Joint Kit		ws		27	A:22/F:20/O:48/Z
		MT			21273	Tripod			gs	42	G:20/Ø Tripodroller:32
		MT			26069	Boot Kit		ws			L:84/Ø1=21/Ø2=70
		MT			26253	Boot Kit			gs		L:71/Ø1=22/Ø2=65
		MT			26254	Boot Kit			gs		L:75/Ø1=22/Ø2=72
1.6 (68 kW)	08.83 - 09.85	MT			21258	Joint Kit		ws		27	A:22/F:25/O:48/X
		MT			21327	Joint Kit			gs	29	G:25
		MT			21273	Tripod			gs	42	G:20/Ø Tripodroller:32
		MT			26052	Boot Kit		ws			L:86/Ø1=22/Ø2=77
		MT			26063	Boot Kit			gs		L:88/Ø1=25/Ø2=61
1.7 Diesel (40/41 kW)	06.82 - 12.86	MT			21252	Joint Kit		ws		27	A:22/F:20/O:48/Z
		MT			21273	Tripod			gs	42	G:20/Ø Tripodroller:32
		MT			26069	Boot Kit		ws			L:84/Ø1=21/Ø2=70
<b>TERRA</b>											
0.9 (29 kW)	01.87 - 12.96	MT			21105	Joint		ws		27	A:20/F:20/O:43/Z
		MT			21209	Tripod			gs	42	G:20/Ø Tripodroller:25.5
		MT			26069	Boot Kit		ws			L:84/Ø1=21/Ø2=70
1.4 D (35 kW)	10.90 - 02.95	MT			22302	Boot Kit		ws			L:84/Ø1=19/Ø2=65
		MT			23173	Boot Kit			gs		L:95/Ø1=22/Ø2=89
<b>TOLEDO I</b>											
1.6 i (52/54/55 kW)	05.91 - 03.99	MT			22495	Driveshaft	L			1	L:529.5/A:22
		MT			22437	Driveshaft	R			1	L:763.5/A:22
		MT			22494	Joint Kit		ws		27	A:22/F:30/O:53
		MT			22497	Joint Kit	L		gs	29	G:33/Ø Joint:100
		MT			22498	Joint Kit	R		gs	29	G:33/Ø Joint:100
		MT			26037	Boot Kit		ws			L:83/Ø1=22/Ø2=84
		MT			23514	Boot Kit	L		gs		L:111/Ø1=22/Ø2=100/with cap
		MT			26101	Boot Kit	R		gs		L:116/Ø1=35/Ø2=100/with cap
1.6 i (74 kW)	11.96 - 03.99	MT			22461	Joint Kit		ws		27	A:22/F:30
		MT		TPE boot	22669	Joint Kit		ws		27	A:22/F:30
		MT			22497	Joint Kit	L		gs	29	G:33/Ø Joint:100
		MT			22498	Joint Kit	R		gs	29	G:33/Ø Joint:100
		MT			26005	Boot Kit		ws			L:84/Ø1=20/Ø2=76
		MT		TPE boot	26252	Boot Kit		ws			L:109/Ø1=26/Ø2=75
		MT			23514	Boot Kit	L		gs		L:111/Ø1=22/Ø2=100/with cap
		MT			26101	Boot Kit	R		gs		L:116/Ø1=35/Ø2=100/with cap
1.8 16V (92/98 kW)	05.91 - 03.99	MT			22495	Driveshaft	L			1	L:529.5/A:22
		MT			22437	Driveshaft	R			1	L:763.5/A:22
		MT			22494	Joint Kit		ws		27	A:22/F:30/O:53
		MT			22497	Joint Kit	L		gs	29	G:33/Ø Joint:100
		MT			22498	Joint Kit	R		gs	29	G:33/Ø Joint:100
		MT			26037	Boot Kit		ws			L:83/Ø1=22/Ø2=84
		MT			23514	Boot Kit	L		gs		L:111/Ø1=22/Ø2=100/with cap
		MT			26101	Boot Kit	R		gs		L:116/Ø1=35/Ø2=100/with cap
1.8 i (65/66 kW)	05.91 - 12.96	MT			22495	Driveshaft	L			1	L:529.5/A:22
		MT			22437	Driveshaft	R			1	L:763.5/A:22
		MT/AT			22494	Joint Kit		ws		27	A:22/F:30/O:53
		MT/AT			22497	Joint Kit	L		gs	29	G:33/Ø Joint:100

		Transm.	with ABS Ring		Part-No.	Description	L	F	Wheel Side	Gear Box Side	Pic. No.	Technical Specification  Further details on page I
		MT Manual AT Autom.					Left R Right	Front R Rear				

( SEAT )

( SEAT )

TOLEDO I												
1.8 i (65/66 kW)	05.91 - 12.96	MT/AT			22498	Joint Kit	R			gs	29	G:33/Ø Joint:100
		MT/AT			26037	Boot Kit			ws			L:83/Ø1=22/Ø2=84
		MT/AT			23514	Boot Kit	L			gs		L:111/Ø1=22/Ø2=100/with cap
1.9 D (47/50 kW)	05.91 - 03.99	MT/AT			26101	Boot Kit	R			gs		L:116/Ø1=35/Ø2=100/with cap
		MT			22466	Driveshaft	L				1	L:537.5/A:22
		MT	Taxi		22495	Driveshaft	L				1	L:529.5/A:22
		MT			22467	Driveshaft	R				1	L:772.5/A:22
		MT	Taxi		22437	Driveshaft	R				1	L:763.5/A:22
		MT			22461	Joint Kit			ws		27	A:22/F:30
		MT	TPE boot		22669	Joint Kit			ws		27	A:22/F:30
		MT	Taxi		22494	Joint Kit			ws		27	A:22/F:30/0:53
		MT			20258	Joint Kit				gs	29	G:33/Ø Joint:94.1
		MT	Taxi		22497	Joint Kit	L			gs	29	G:33/Ø Joint:100
		MT	Taxi		22498	Joint Kit	R			gs	29	G:33/Ø Joint:100
		MT			26005	Boot Kit			ws			L:84/Ø1=20/Ø2=76
		MT	TPE boot		26252	Boot Kit			ws			L:109/Ø1=26/Ø2=75
		MT	Taxi		26037	Boot Kit			ws			L:83/Ø1=22/Ø2=84
		1.9 SDI (47 kW)	12.95 - 03.99	MT			26062	Boot Kit				gs
MT					23514	Boot Kit	L			gs		L:111/Ø1=22/Ø2=100/with cap
MT	Taxi				26101	Boot Kit	R			gs		L:116/Ø1=35/Ø2=100/with cap
MT					22466	Driveshaft	L				1	L:537.5/A:22
MT					22467	Driveshaft	R				1	L:772.5/A:22
MT					22461	Joint Kit			ws		27	A:22/F:30
MT	TPE boot				22669	Joint Kit			ws		27	A:22/F:30
MT					20258	Joint Kit				gs	29	G:33/Ø Joint:94.1
1.9 TD (55 kW)	05.91 - 03.99	MT			26005	Boot Kit			ws			L:84/Ø1=20/Ø2=76
		MT	TPE boot		26252	Boot Kit			ws			L:109/Ø1=26/Ø2=75
		MT			26062	Boot Kit				gs		L:100/Ø1=21/Ø2=94/with cap
		MT			22495	Driveshaft	L				1	L:529.5/A:22
		MT			22437	Driveshaft	R				1	L:763.5/A:22
		MT			22494	Joint Kit			ws		27	A:22/F:30/0:53
		MT			22497	Joint Kit	L			gs	29	G:33/Ø Joint:100
1.9 TDI (66/81 kW)	08.95 - 03.99	MT			22498	Joint Kit	R			gs	29	G:33/Ø Joint:100
		MT			26037	Boot Kit			ws			L:83/Ø1=22/Ø2=84
		MT			23514	Boot Kit	L			gs		L:111/Ø1=22/Ø2=100/with cap
		MT			26101	Boot Kit	R			gs		L:116/Ø1=35/Ø2=100/with cap
		MT			22600	Joint Kit			ws		27	A:22/F:30/X
		MT			22497	Joint Kit	L			gs	29	G:33/Ø Joint:100
		MT			22498	Joint Kit	R			gs	29	G:33/Ø Joint:100
		MT			26037	Boot Kit			ws			L:83/Ø1=22/Ø2=84
		MT			23514	Boot Kit	L			gs		L:111/Ø1=22/Ø2=100/with cap

		MT			<b>26101</b>	Boot Kit	R			gs		L:116/Ø1=35/Ø2=100/with cap	
2.0 i (85 kW)	05.91 - 03.99	MT			<b>22495</b>	Driveshaft	L				1	L:529.5/A:22	
		MT			<b>22437</b>	Driveshaft	R				1	L:763.5/A:22	
		MT			<b>22494</b>	Joint Kit			ws			27	A:22/F:30/O:53
		MT			<b>22497</b>	Joint Kit	L			gs		29	G:33/Ø Joint:100
		MT			<b>22498</b>	Joint Kit	R			gs		29	G:33/Ø Joint:100
		MT			<b>26037</b>	Boot Kit			ws				L:83/Ø1=22/Ø2=84
		MT			<b>23514</b>	Boot Kit	L			gs			L:111/Ø1=22/Ø2=100/with cap
		MT			<b>26101</b>	Boot Kit	R			gs			L:116/Ø1=35/Ø2=100/with cap
2.0 i 16V (110 kW)	11.93 - 03.99	MT			<b>20340</b>	Joint Kit			ws		27	A:36/F:30/DF:23.45/O:53/X	
		MT			<b>22497</b>	Joint Kit	L			gs		29	G:33/Ø Joint:100
		MT			<b>22498</b>	Joint Kit	R			gs		29	G:33/Ø Joint:100
		MT			<b>26214</b>	Boot Kit			ws				L:80/Ø1=22/Ø2=83
		MT			<b>23514</b>	Boot Kit	L			gs			L:111/Ø1=22/Ø2=100/with cap
		MT			<b>26101</b>	Boot Kit	R			gs			L:116/Ø1=35/Ø2=100/with cap
<b>TOLEDO II</b>													
1.4 16V (55 kW)	07.99 - 05.06	MT			<b>21014</b>	Driveshaft	L				1	L:554/A:36/O:53	
		MT			<b>21013</b>	Driveshaft	R				1	L:820.5/A:36/O:53	
		MT			<b>20338</b>	Joint Kit			ws			27	A:36/F:30/DF:23.45/O:53/X
		MT			<b>24749</b>	Joint Kit				gs		29	G:33/Z/Ø Joint:94
		MT			<b>20336</b>	Boot Kit			ws				L:84/Ø1=20/Ø2=76
		MT		TPE boot	<b>24662</b>	Boot Kit				gs			L:108/Ø1=27/Ø2=94/with cap
1.6 (74 kW)	04.99 - 09.00	MT			<b>21014</b>	Driveshaft	L				1	L:554/A:36/O:53	
		MT			<b>21015</b>	Driveshaft	R				1	L:820.5/A:36/O:53	
		MT			<b>20338</b>	Joint Kit			ws			27	A:36/F:30/DF:23.45/O:53/X
		MT		(+) steering power	<b>24749</b>	Joint Kit				gs		29	G:33/Z/Ø Joint:94
		MT			<b>20336</b>	Boot Kit			ws				L:84/Ø1=20/Ø2=76
		MT		TPE boot, (-) steering power	<b>24662</b>	Boot Kit				gs			L:108/Ø1=27/Ø2=94/with cap
		MT		TPE boot, (+) steering power	<b>23268</b>	Boot Kit				gs			L:110/Ø1=27/Ø2=100/with cap
		AT		TPE boot	<b>23275</b>	Boot Kit				gs			L:104/Ø1=27/Ø2=71
1.6 16V (77 kW)	09.00 - 05.06	MT		engine AZD	<b>20340</b>	Joint Kit			ws		27	A:36/F:30/DF:23.45/O:53/X	
		MT		engine AZD	<b>26214</b>	Boot Kit			ws			L:80/Ø1=22/Ø2=83	
		MT		engine AZD	<b>23175</b>	Boot Kit				gs		L:113/Ø1=21/Ø2=68	
		MT		Ch.-No. 1M2R078001 -	<b>24660</b>	Boot Kit				gs		L:100/Ø1=21/Ø2=63	
1.8 20V (92 kW)	04.99 - 05.06	MT			<b>21017</b>	Driveshaft	R				1	L:820/A:36/O:53	
		MT			<b>20340</b>	Joint Kit			ws			27	A:36/F:30/DF:23.45/O:53/X
		MT			<b>22498</b>	Joint Kit	R			gs		29	G:33/Ø Joint:100
		MT			<b>26214</b>	Boot Kit			ws				L:80/Ø1=22/Ø2=83
		MT			<b>26101</b>	Boot Kit	R			gs			L:116/Ø1=35/Ø2=100/with cap
		MT		TPE boot	<b>23268</b>	Boot Kit	L			gs			L:110/Ø1=27/Ø2=100/with cap
		AT		TPE boot	<b>23275</b>	Boot Kit				gs			L:104/Ø1=27/Ø2=71
1.8 4x4 (132 kW)	05.01 - 04.04	MT		TPE boot	<b>24665</b>	Boot Kit		F		gs		L:102/Ø1=28/Ø2=67	
		MT		TPE boot	<b>23268</b>	Boot Kit		R		gs		L:110/Ø1=27/Ø2=100/with cap	
1.8 20VT (132 kW)	05.01 - 05.06	MT		Ch.-No. - 1M-3-109000	<b>23769</b>	Driveshaft	L				1	L:517/A:36	
		MT		Ch.-No. - 1M-3-109000	<b>22267</b>	Driveshaft	R				1	L:805/A:36	
		MT		TPE boot	<b>21522</b>	Joint Kit			ws			27	A:36/F:27/O:53/X
		MT			<b>26214</b>	Boot Kit			ws				L:80/Ø1=22/Ø2=83
		MT		Ch.-No. - 1M-3-109000	<b>23176</b>	Boot Kit				gs			L:98/Ø1=24/Ø2=57
		MT		TPE boot, Ch.-No. 1M-3-109001 -	<b>24665</b>	Boot Kit				gs			L:102/Ø1=28/Ø2=67
1.8 4x4 (154 kW)	05.02 - 05.03	MT		Ch.-No. - 1M-3-109000	<b>23176</b>	Boot Kit		F		gs		L:98/Ø1=24/Ø2=57	
		MT		TPE boot, Ch.-No. 1M-3-109001 -	<b>24665</b>	Boot Kit		F		gs		L:102/Ø1=28/Ø2=67	

		Transm.	with ABS Ring		Part-No.	Description	L Left R Right	F Front R Rear	Wheel Side	Gear Box Side	Pic. No.	Technical Specification  Further details on page I
		MT Manual AT Autom.										

( SEAT )

( SEAT )

TOLEDO II												
1.9 SDI (50 kW)	11.99 - 06.04	MT			24749	Joint Kit				gs	29	G:33/Z/Ø Joint:94
		MT		TPE boot	24662	Boot Kit				gs		L:108/Ø1=27/Ø2=94/with cap
1.9 TDI (66/81 kW)	04.99 - 05.06	MT			21020	Driveshaft	L				1	L:553/A:36/O:53
		MT			21021	Driveshaft	R				1	L:820/A:36/O:53
		MT			20340	Joint Kit			ws		27	A:36/F:30/DF:23.45/O:53/X
		MT			22497	Joint Kit	L			gs	29	G:33/Ø Joint:100
		MT			22498	Joint Kit	R			gs	29	G:33/Ø Joint:100
		MT			26214	Boot Kit			ws			L:80/Ø1=22/Ø2=83
		MT			24658	Boot Kit	L			gs		L:114/Ø1=18/Ø2=100/with cap
		MT			26101	Boot Kit	R			gs		L:116/Ø1=35/Ø2=100/with cap
		AT		TPE boot	23275	Boot Kit				gs		L:104/Ø1=27/Ø2=71
1.9 TDI (74 kW)	08.05 - 05.06	MT		TPE boot	23268	Boot Kit	L			gs		L:110/Ø1=27/Ø2=100/with cap
		MT			26101	Boot Kit	R			gs		L:116/Ø1=35/Ø2=100/with cap
1.9 TDI (96/110 kW)	10.00 - 05.06	MT		Ch.-No. - 1M-3-109000	23769	Driveshaft	L				1	L:517/A:36
		MT		Ch.-No. - 1M-3-109000	22267	Driveshaft	R				1	L:805/A:36
		MT		TPE boot	21522	Joint Kit			ws		27	A:36/F:27/O:53/X
		MT			26214	Boot Kit			ws			L:80/Ø1=22/Ø2=83
		MT		Ch.-No. - 1M-3-109000	23176	Boot Kit				gs		L:98/Ø1=24/Ø2=57
		MT		TPE boot, Ch.-No. 1M-3-109001 -	24665	Boot Kit				gs		L:102/Ø1=28/Ø2=67
2.3 V5 20V (125 kW)	05.01 - 05.06	MT			20340	Joint Kit			ws		27	A:36/F:30/DF:23.45/O:53/X
		MT			26214	Boot Kit			ws			L:80/Ø1=22/Ø2=83
		MT		TPE boot	23275	Boot Kit				gs		L:104/Ø1=27/Ø2=71
2.8 (150 kW)	10.00 - 07.01	MT			23176	Boot Kit				gs		L:98/Ø1=24/Ø2=57
2.8 4x4 (150 kW)	05.02 - 04.04	MT		Ch.-No. - 1M-3-109000	23176	Boot Kit		F		gs		L:98/Ø1=24/Ø2=57
		MT		TPE boot, Ch.-No. 1M-3-109001 -	24665	Boot Kit		F		gs		L:102/Ø1=28/Ø2=67
		MT		TPE boot	23268	Boot Kit		R		gs		L:110/Ø1=27/Ø2=100/with cap
TOLEDO III (5P2)												
1.6 (75 kW)	10.04 -	MT			24476	Driveshaft	L					
		MT			24480	Driveshaft	R					
		MT			23689	Joint Kit			ws		28	A:36/F:30/DF:22.45/O:59.5/X
		MT		engine BGU/BSE/BSF	22497	Joint Kit				gs	29	G:33/Ø Joint:100
		MT		TPE boot	23690	Boot Kit			ws			L:120/Ø1=25/Ø2=86
		MT		engine BGU/BSE/BSF, TPE boot	23268	Boot Kit				gs		L:110/Ø1=27/Ø2=100/with cap
1.8 TFSI (118 kW)	01.07 -	MT		Ch.-No. - 1P7106065, - 04.07	24489	Driveshaft	L					L:522/A:36
		MT			24498	Driveshaft	R					L:815/A:36
		MT		TPE boot	23690	Boot Kit			ws			L:120/Ø1=25/Ø2=86
		MT		TPE boot	23268	Boot Kit				gs		L:110/Ø1=27/Ø2=100/with cap
2.0 FSI (110 kW)	10.04 -	MT			24489	Driveshaft	L					L:522/A:36
		AT			24487	Driveshaft	L					L:587/A:36/D:36
		MT			24498	Driveshaft	R					L:815/A:36
		MT/AT			23689	Joint Kit			ws		28	A:36/F:30/DF:22.45/O:59.5/X

		MT	engine BLR/BLY	22497	Joint Kit			gs	29	G:33/Ø Joint:100
		MT/AT	TPE boot	23690	Boot Kit		ws			L:120/Ø1=25/Ø2=86
		MT	engine BLR/BLY, TPE boot	23268	Boot Kit		gs			L:110/Ø1=27/Ø2=100/with cap
2.0 TFSI (147 kW)	11.05 - 05.09	MT	TPE boot	23692	Boot Kit		ws			L:115/Ø1=29/Ø2=96
		MT	TPE boot	24665	Boot Kit		gs			L:102/Ø1=28/Ø2=67
1.9 TDI (77 kW)	10.04 -	MT		24473	Driveshaft	L				L:521/A:36
		MT		23689	Joint Kit		ws		28	A:36/F:30/DF:22.45/0:59.5/X
		MT	engine BJB/BLS/BKC	22497	Joint Kit			gs	29	G:33/Ø Joint:100
		MT	TPE boot	23690	Boot Kit		ws			L:120/Ø1=25/Ø2=86
		MT	engine BJB/BLS/BKC, TPE boot	23268	Boot Kit		gs			L:110/Ø1=27/Ø2=100/with cap
2.0 TDI (100 kW)	09.04 - 05.09	AT		24474	Driveshaft	L				L:482/A:36
		MT	TPE boot	24665	Boot Kit			gs		L:102/Ø1=28/Ø2=67
		AT		24466	Boot Kit			gs		L:88/Ø1=24.4/Ø2=71.5
2.0 TDI (103 kW)	10.04 -	MT		24475	Driveshaft	L				L:482/A:36
		AT		24474	Driveshaft	L				L:482/A:36
		MT		24479	Driveshaft	R				
		MT/AT		23691	Joint Kit		ws		28	A:36/F:27/DF:27.51/0:59.5/X
		MT/AT	TPE boot	23692	Boot Kit		ws			L:115/Ø1=29/Ø2=96
		MT	TPE boot	24665	Boot Kit			gs		L:102/Ø1=28/Ø2=67
		AT		24466	Boot Kit			gs		L:88/Ø1=24.4/Ø2=71.5
2.0 TDI (125 kW)	01.06 - 05.09	MT		24491	Driveshaft	L			1	L:492/A:36
		MT	TPE boot	24665	Boot Kit			gs		L:102/Ø1=28/Ø2=67

ŠKODA

ŠKODA

<b>FABIA (6Y2/6Y3/6Y5)</b>										
1.0 (37 kW)	12.99 - 08.02	MT		21585	Joint Kit		ws		27	A:20/F:30/0:52/X
		MT	TPE boot	21588	Boot Kit		ws			L:110/Ø1=25.5/Ø2=83
		MT	engine ARV, TPE boot	23268	Boot Kit			gs		L:110/Ø1=27/Ø2=100/with cap
1.2 (40 kW)	07.01 - 12.07	MT	(+) steering power	24096	Driveshaft	L			2	L:501/A:36/0:52
		MT	(-) steering power, Ch.-No. 6Y2535495 -, 05.02 -	24777	Driveshaft	L			2	L:501/A:20/0:52
		MT	(+) steering power	24097	Driveshaft	R			2	L:753/A:36/0:52
		MT	(-) steering power, Ch.-No. 6Y2535495 -, 05.02 -	24585	Driveshaft	R			2	L:755/A:20/0:52
		MT		21585	Joint Kit		ws		27	A:20/F:30/0:52/X
		MT	(+) steering power	21586	Joint Kit		ws		27	A:36/F:30/0:52/X/Ø Joint:85
		MT	TPE boot	21588	Boot Kit		ws			L:110/Ø1=25.5/Ø2=83
		MT	TPE boot	23268	Boot Kit			gs		L:110/Ø1=27/Ø2=100/with cap
1.2 (47 kW)	01.03 - 12.07	MT	(+) steering power	24096	Driveshaft	L			2	L:501/A:36/0:52
		MT	(-) steering power	24777	Driveshaft	L			2	L:501/A:20/0:52
		MT	(+) steering power	24097	Driveshaft	R			2	L:753/A:36/0:52
		MT	(-) steering power	24585	Driveshaft	R			2	L:755/A:20/0:52
		MT		21585	Joint Kit		ws		27	A:20/F:30/0:52/X
		MT	(+) steering power	21586	Joint Kit		ws		27	A:36/F:30/0:52/X/Ø Joint:85
		MT	TPE boot	21588	Boot Kit		ws			L:110/Ø1=25.5/Ø2=83
		MT	TPE boot	23268	Boot Kit			gs		L:110/Ø1=27/Ø2=100/with cap
1.4 (44 kW)	04.00 - 08.02	MT		21585	Joint Kit		ws		27	A:20/F:30/0:52/X
		MT	(+) steering power	21586	Joint Kit		ws		27	A:36/F:30/0:52/X/Ø Joint:85
		MT	TPE boot	21588	Boot Kit		ws			L:110/Ø1=25.5/Ø2=83
		MT	TPE boot	23268	Boot Kit			gs		L:110/Ø1=27/Ø2=100/with cap
1.4 (50 kW)	09.00 - 12.07	MT		21585	Joint Kit		ws		27	A:20/F:30/0:52/X
		MT	(+) steering power	21586	Joint Kit		ws		27	A:36/F:30/0:52/X/Ø Joint:85

		Transm.	with ABS Ring		Part-No.	Description	L Left R Right	F Front R Rear	Wheel Side	Gear Box Side	Pic. No.	Technical Specification  Further details on page I
		MT Manual AT Autom.										

( ŠKODA )

( ŠKODA )

FABIA (6Y2/6Y3/6Y5)												
1.4 (50 kW)	09.00 - 12.07	MT		TPE boot	21588	Boot Kit			ws	gs		L:110/Ø1=25.5/Ø2=83
		MT		TPE boot	23268	Boot Kit				gs		L:110/Ø1=27/Ø2=100/with cap
1.4 16V (55 kW)	12.99 - 12.07	MT			24096	Driveshaft	L				2	L:501/A:36/O:52
		MT			24097	Driveshaft	R				2	L:753/A:36/O:52
		AT		Ch.-No. - 6Y-3-668733	24300	Driveshaft	R					
		MT			21586	Joint Kit			ws		27	A:36/F:30/O:52/X/Ø Joint:85
		AT			21587	Joint Kit			ws		27	A:36/F:30/O:52/X/Ø Joint:90
		MT		TPE boot	21588	Boot Kit			ws			L:110/Ø1=25.5/Ø2=83
		AT		TPE boot	21589	Boot Kit			ws			L:125/Ø1=25/Ø2=86
		MT		TPE boot	23268	Boot Kit				gs		L:110/Ø1=27/Ø2=100/with cap
		AT		TPE boot	24660	Boot Kit				gs		L:100/Ø1=21/Ø2=63
1.4 16V (59 kW)	04.06 - 12.07	MT			21586	Joint Kit			ws		27	A:36/F:30/O:52/X/Ø Joint:85
		MT		TPE boot	21588	Boot Kit			ws			L:110/Ø1=25.5/Ø2=83
		MT		TPE boot	23268	Boot Kit				gs		L:110/Ø1=27/Ø2=100/with cap
1.4 16V (74 kW)	12.99 - 12.07	MT			24096	Driveshaft	L				2	L:501/A:36/O:52
		MT			24097	Driveshaft	R				2	L:753/A:36/O:52
		MT			21586	Joint Kit			ws		27	A:36/F:30/O:52/X/Ø Joint:85
		MT		TPE boot	21588	Boot Kit			ws			L:110/Ø1=25.5/Ø2=83
		MT		TPE boot	23268	Boot Kit				gs		L:110/Ø1=27/Ø2=100/with cap
1.4 TDI (51 kW)	10.05 - 12.07	MT			24303	Driveshaft	L					L:502/A:36
		MT			24553	Driveshaft	R					L:760/A:36
		MT			21587	Joint Kit			ws		27	A:36/F:30/O:52/X/Ø Joint:90
		MT		TPE boot	21589	Boot Kit			ws			L:125/Ø1=25/Ø2=86
		MT		TPE boot	23268	Boot Kit				gs		L:110/Ø1=27/Ø2=100/with cap
1.4 TDI (55 kW)	04.03 - 12.07	MT			24098	Driveshaft	L				3	L:476/A:36/O:52
		MT			24099	Driveshaft	R				3	L:758/A:36/O:52
		MT			21587	Joint Kit			ws		27	A:36/F:30/O:52/X/Ø Joint:90
		MT		TPE boot	21589	Boot Kit			ws			L:125/Ø1=25/Ø2=86
		MT		TPE boot	23275	Boot Kit				gs		L:104/Ø1=27/Ø2=71
1.4 TDI (59 kW)	10.05 - 12.07	MT			24098	Driveshaft	L				3	L:476/A:36/O:52
		MT			24099	Driveshaft	R				3	L:758/A:36/O:52
		MT			21587	Joint Kit			ws		27	A:36/F:30/O:52/X/Ø Joint:90
		MT		TPE boot	21589	Boot Kit			ws			L:125/Ø1=25/Ø2=86
1.9 SDI (47 kW)	12.99 - 12.07	MT		(+) steering power	24096	Driveshaft	L				2	L:501/A:36/O:52
		MT		(-) steering power	24777	Driveshaft	L				2	L:501/A:20/O:52
		MT			24097	Driveshaft	R				2	L:753/A:36/O:52
		MT		(-) steering power	24585	Driveshaft	R				2	L:755/A:20/O:52
		MT			21585	Joint Kit			ws		27	A:20/F:30/O:52/X
		MT		(+) steering power	21586	Joint Kit			ws		27	A:36/F:30/O:52/X/Ø Joint:85
		MT		TPE boot	21588	Boot Kit			ws			L:110/Ø1=25.5/Ø2=83
		MT		TPE boot	23268	Boot Kit				gs		L:110/Ø1=27/Ø2=100/with cap

1.9 TDI (74 kW)	09.00 - 12.07	MT		<b>24098</b>	Driveshaft	L				3	L:476/A:36/O:52
		MT		<b>24099</b>	Driveshaft	R				3	L:758/A:36/O:52
		MT		<b>21587</b>	Joint Kit			ws		27	A:36/F:30/O:52/X/Ø Joint:90
		MT	TPE boot	<b>21589</b>	Boot Kit			ws			L:125/Ø1=25/Ø2=86
		MT	TPE boot	<b>23275</b>	Boot Kit				gs		L:104/Ø1=27/Ø2=71
1.9 TDI RS (96 kW)	06.03 - 12.07	MT	Ch.-No. - 6Y-3-849644	<b>24586</b>	Driveshaft	L					L:461/A:36
		MT	(-) steering power	<b>24777</b>	Driveshaft	L				2	L:501/A:20/O:52
		MT	Ch.-No. 6Y-3-849645 -	<b>24302</b>	Driveshaft	R					L:744/A:36
		MT	(-) steering power	<b>24585</b>	Driveshaft	R				2	L:755/A:20/O:52
		MT		<b>24089</b>	Joint Kit			ws		27	A:36/F:27/DF:27.5/O:52/X
		MT	(-) steering power	<b>21585</b>	Joint Kit			ws		27	A:20/F:30/O:52/X
2.0 (85 kW)	12.99 - 12.07	MT		<b>24090</b>	Boot Kit			ws		27	L:115/Ø1=29/Ø2=98
		MT	TPE boot	<b>21587</b>	Joint Kit			ws			A:36/F:30/O:52/X/Ø Joint:90
		MT	engine AZL, TPE boot	<b>21589</b>	Boot Kit			ws			L:125/Ø1=25/Ø2=86
				<b>23268</b>	Boot Kit				gs		L:110/Ø1=27/Ø2=100/with cap
<b>FABIA (542/545)</b>											
1.2 (44/51 kW)	12.06 -	MT		<b>24096</b>	Driveshaft	L				2	L:501/A:36/O:52
		MT		<b>24097</b>	Driveshaft	R				2	L:753/A:36/O:52
		MT		<b>21586</b>	Joint Kit			ws		27	A:36/F:30/O:52/X/Ø Joint:85
		MT	TPE boot	<b>21588</b>	Boot Kit			ws			L:110/Ø1=25.5/Ø2=83
		MT	TPE boot	<b>24663</b>	Boot Kit				gs		L:108/Ø1=27/Ø2=94
1.4 (63 kW)	01.07 -	MT		<b>24096</b>	Driveshaft	L				2	L:501/A:36/O:52
		MT		<b>24097</b>	Driveshaft	R				2	L:753/A:36/O:52
		MT		<b>21586</b>	Joint Kit			ws		27	A:36/F:30/O:52/X/Ø Joint:85
		MT	TPE boot	<b>21588</b>	Boot Kit			ws			L:110/Ø1=25.5/Ø2=83
		MT	TPE boot	<b>24663</b>	Boot Kit				gs		L:108/Ø1=27/Ø2=94
1.6 (77 kW)	04.07 -	MT		<b>21587</b>	Joint Kit			ws		27	A:36/F:30/O:52/X/Ø Joint:90
		MT/AT	TPE boot	<b>21589</b>	Boot Kit			ws			L:125/Ø1=25/Ø2=86
		MT	TPE boot	<b>23268</b>	Boot Kit				gs		L:110/Ø1=27/Ø2=100/with cap
1.4 TDI (51 kW)	02.07 -	MT		<b>24303</b>	Driveshaft	L					L:502/A:36
		MT		<b>24553</b>	Driveshaft	R					L:760/A:36
		MT		<b>21587</b>	Joint Kit			ws		27	A:36/F:30/O:52/X/Ø Joint:90
		MT	TPE boot	<b>21589</b>	Boot Kit			ws			L:125/Ø1=25/Ø2=86
		MT	TPE boot	<b>24663</b>	Boot Kit				gs		L:108/Ø1=27/Ø2=94
1.4 TDI (59 kW)	01.07 -	MT		<b>21587</b>	Joint Kit			ws		27	A:36/F:30/O:52/X/Ø Joint:90
		MT	TPE boot	<b>21589</b>	Boot Kit			ws			L:125/Ø1=25/Ø2=86
		MT	TPE boot	<b>23275</b>	Boot Kit				gs		L:104/Ø1=27/Ø2=71
		MT	TPE boot	<b>23275</b>	Boot Kit				gs		L:104/Ø1=27/Ø2=71
1.9 TDI (77 kW)	04.07 -	MT		<b>24098</b>	Driveshaft	L				3	L:476/A:36/O:52
		MT		<b>21587</b>	Joint Kit			ws		27	A:36/F:30/O:52/X/Ø Joint:90
		MT	TPE boot	<b>21589</b>	Boot Kit			ws			L:125/Ø1=25/Ø2=86
		MT	TPE boot	<b>23275</b>	Boot Kit				gs		L:104/Ø1=27/Ø2=71
<b>FAVORIT / FORMAN</b>											
1.3 (40-45 kW)	05.89 - 06.95	MT		<b>23150</b>	Driveshaft	L				6	L:619/A:22/D:22
		MT		<b>23151</b>	Driveshaft	R				6	L:890.5/A:22/D:22
		MT		<b>20639</b>	Joint Kit			ws		27	A:22/F:22/O:47
		MT	- 05.93	<b>23154</b>	Joint Kit				gs	31	D:22
		MT	06.93 -	<b>23155</b>	Joint Kit				gs	31	D:22
		MT	06.93 -	<b>21767</b>	Tripod				gs	42	G:30/Ø Tripodroller:32
		MT	with bearing	<b>25527</b>	Boot Kit			ws			L:82/Ø1=82/Ø2=78

		Transm.	with ABS Ring		Part-No.	Description	L Left R Right	F Front R Rear	Wheel Side	Gear Box Side	Pic. No.	Technical Specification  Further details on page I
		MT Manual AT Autom.										

( ŠKODA )

( ŠKODA )

FAVORIT / FORMAN												
1.3 (40-45 kW)	05.89 - 06.95	MT		- 05.93	26200	Boot Kit				gs		L:94/Ø1=19/Ø2=71
		MT		06.93 -	26201	Boot Kit				gs		L:93/Ø1=20/Ø2=70
1.3 (50 kW)	01.94 - 06.95	MT			23150	Driveshaft	L				6	L:619/A:22/D:22
		MT			23151	Driveshaft	R				6	L:890.5/A:22/D:22
		MT			20639	Joint Kit			ws		27	A:22/F:22/O:47
		MT			23155	Joint Kit				gs	31	D:22
		MT			21767	Tripod				gs	42	G:30/Ø Tripodroller:32
		MT		with bearing	25527	Boot Kit			ws			L:82/Ø1=82/Ø2=78
		MT			26201	Boot Kit				gs		L:93/Ø1=20/Ø2=70
FAVORIT PICK-UP												
1.3 (40/42/50 kW)	12.92 - 06.97	MT			23150	Driveshaft	L				6	L:619/A:22/D:22
		MT			23151	Driveshaft	R				6	L:890.5/A:22/D:22
		MT			20639	Joint Kit			ws		27	A:22/F:22/O:47
		MT		- 05.93	23154	Joint Kit				gs	31	D:22
		MT		06.93 -	23155	Joint Kit				gs	31	D:22
		MT		06.93 -	21767	Tripod				gs	42	G:30/Ø Tripodroller:32
		MT		with bearing	25527	Boot Kit			ws			L:82/Ø1=82/Ø2=78
		MT		- 05.93	26200	Boot Kit				gs		L:94/Ø1=19/Ø2=71
		MT		06.93 -	26201	Boot Kit				gs		L:93/Ø1=20/Ø2=70
FELICIA I												
1.3 (40/43/50 kW)	10.94 - 03.98	MT			23150	Driveshaft	L				6	L:619/A:22/D:22
		MT			23151	Driveshaft	R				6	L:890.5/A:22/D:22
		MT			20639	Joint Kit			ws		27	A:22/F:22/O:47
		MT			23155	Joint Kit				gs	31	D:22
		MT			21767	Tripod				gs	42	G:30/Ø Tripodroller:32
		MT		with bearing	25527	Boot Kit			ws			L:82/Ø1=82/Ø2=78
		MT			26201	Boot Kit				gs		L:93/Ø1=20/Ø2=70
1.3 (40/50 kW)	10.94 - 03.98	MT			23150	Driveshaft	L				6	L:619/A:22/D:22
		MT			23151	Driveshaft	R				6	L:890.5/A:22/D:22
		MT			20639	Joint Kit			ws		27	A:22/F:22/O:47
		MT			23155	Joint Kit				gs	31	D:22
		MT			21767	Tripod				gs	42	G:30/Ø Tripodroller:32
		MT		- 08.98, with bearing	25527	Boot Kit			ws			L:82/Ø1=82/Ø2=78
		MT		09.98 -	20638	Boot Kit			ws			L:103/Ø1=22/Ø2=76
		MT			26201	Boot Kit				gs		L:93/Ø1=20/Ø2=70
1.6 (55 kW)	08.95 - 03.98	MT			23150	Driveshaft	L				6	L:619/A:22/D:22
		MT			23151	Driveshaft	R				6	L:890.5/A:22/D:22
		MT			20639	Joint Kit			ws		27	A:22/F:22/O:47
		MT			23155	Joint Kit				gs	31	D:22
		MT			21767	Tripod				gs	42	G:30/Ø Tripodroller:32



		MT		- 08.98, with bearing	25527	Boot Kit			ws			L:82/Ø1=82/Ø2=78
		MT		09.98 -	20638	Boot Kit			ws			L:103/Ø1=22/Ø2=76
		MT			26201	Boot Kit				gs		L:93/Ø1=20/Ø2=70
1.6 GLX/LX (55 kW)	08.95 - 03.98	MT			23150	Driveshaft	L				6	L:619/A:22/D:22
		MT			23151	Driveshaft	R				6	L:890.5/A:22/D:22
		MT			20639	Joint Kit			ws		27	A:22/F:22/O:47
		MT			23155	Joint Kit				gs	31	D:22
		MT			21767	Tripod				gs	42	G:30/Ø Tripodroller:32
		MT		with bearing	25527	Boot Kit			ws			L:82/Ø1=82/Ø2=78
		MT			26201	Boot Kit				gs		L:93/Ø1=20/Ø2=70
1.9 D (47 kW)	10.95 - 03.98	MT			23150	Driveshaft	L				6	L:619/A:22/D:22
		MT			23151	Driveshaft	R				6	L:890.5/A:22/D:22
		MT			20639	Joint Kit			ws		27	A:22/F:22/O:47
		MT			23155	Joint Kit				gs	31	D:22
		MT			21767	Tripod				gs	42	G:30/Ø Tripodroller:32
		MT		- 08.98, with bearing	25527	Boot Kit			ws			L:82/Ø1=82/Ø2=78
		MT		09.98 -	20638	Boot Kit			ws			L:103/Ø1=22/Ø2=76
		MT			26201	Boot Kit				gs		L:93/Ø1=20/Ø2=70
<b>FELICIA II</b>												
1.3 (40/43/50 kW)	01.98 - 06.01	MT			23150	Driveshaft	L				6	L:619/A:22/D:22
		MT			23151	Driveshaft	R				6	L:890.5/A:22/D:22
		MT			20639	Joint Kit			ws		27	A:22/F:22/O:47
		MT			23155	Joint Kit				gs	31	D:22
		MT			21767	Tripod				gs	42	G:30/Ø Tripodroller:32
		MT			20638	Boot Kit			ws			L:103/Ø1=22/Ø2=76
		MT			26201	Boot Kit				gs		L:93/Ø1=20/Ø2=70
1.6 (55 kW)	01.98 - 06.01	MT			23150	Driveshaft	L				6	L:619/A:22/D:22
		MT			23151	Driveshaft	R				6	L:890.5/A:22/D:22
		MT			20639	Joint Kit			ws		27	A:22/F:22/O:47
		MT			23155	Joint Kit				gs	31	D:22
		MT			21767	Tripod				gs	42	G:30/Ø Tripodroller:32
		MT			20638	Boot Kit			ws			L:103/Ø1=22/Ø2=76
		MT			26201	Boot Kit				gs		L:93/Ø1=20/Ø2=70
1.9 D (47 kW)	01.98 - 06.01	MT			23150	Driveshaft	L				6	L:619/A:22/D:22
		MT			23151	Driveshaft	R				6	L:890.5/A:22/D:22
		MT			20639	Joint Kit			ws		27	A:22/F:22/O:47
		MT			23155	Joint Kit				gs	31	D:22
		MT			21767	Tripod				gs	42	G:30/Ø Tripodroller:32
		MT			20638	Boot Kit			ws			L:103/Ø1=22/Ø2=76
		MT			26201	Boot Kit				gs		L:93/Ø1=20/Ø2=70
<b>OCTAVIA (1U2) / OCTAVIA ESTATE (1U5)</b>												
1.4 (44 kW)	04.99 -	MT			20338	Joint Kit			ws		27	A:36/F:30/DF:23.45/O:53/X
		MT		TPE boot	20339	Joint Kit			ws		27	A:36/F:30/DF:23.45/O:53/X
		MT			20336	Boot Kit			ws			L:84/Ø1=20/Ø2=76
		MT		TPE boot	20337	Boot Kit			ws			L:109/Ø1=26/Ø2=75
		MT		TPE boot	24661	Boot Kit				gs		L:108/Ø1=27/Ø2=89/with cap
1.4 16V (55 kW)	09.00 -	MT			21012	Driveshaft	L				1	L:555/A:36/O:53
		MT			21013	Driveshaft	R				1	L:820.5/A:36/O:53
		MT			20338	Joint Kit			ws		27	A:36/F:30/DF:23.45/O:53/X
		MT		TPE boot	20339	Joint Kit			ws		27	A:36/F:30/DF:23.45/O:53/X

		Transm.	with ABS Ring		Part-No.	Description	L	F	Wheel Side	Gear Box Side	Pic. No.	Technical Specification  Further details on page I
		MT Manual AT Autom.					Left R Right	Front R Rear				

( ŠKODA )

( ŠKODA )

OCTAVIA (1U2) / OCTAVIA ESTATE (1U5)												
1.4 16V (55 kW)	09.00 -	MT			24749	Joint Kit				gs	29	G:33/Z/Ø Joint:94
		MT			20336	Boot Kit			ws			L:84/Ø1=20/Ø2=76
		MT		TPE boot	20337	Boot Kit			ws			L:109/Ø1=26/Ø2=75
		MT		TPE boot	24662	Boot Kit				gs		L:108/Ø1=27/Ø2=94/with cap
1.6 (55 kW)	09.96 - 09.00	MT			21012	Driveshaft	L				1	L:555/A:36/O:53
		MT			21013	Driveshaft	R				1	L:820.5/A:36/O:53
		MT			20338	Joint Kit			ws		27	A:36/F:30/DF:23.45/O:53/X
		MT		TPE boot	20339	Joint Kit			ws		27	A:36/F:30/DF:23.45/O:53/X
		MT			20258	Joint Kit				gs	29	G:33/Ø Joint:94.1
		MT			20336	Boot Kit			ws			L:84/Ø1=20/Ø2=76
		MT		TPE boot	20337	Boot Kit			ws			L:109/Ø1=26/Ø2=75
		MT		TPE boot	26062	Boot Kit				gs		L:100/Ø1=21/Ø2=94/with cap
		MT		TPE boot	24662	Boot Kit			gs		L:108/Ø1=27/Ø2=94/with cap	
1.6 (74 kW)	02.97 -	MT			21014	Driveshaft	L				1	L:554/A:36/O:53
		MT			21015	Driveshaft	R				1	L:820.5/A:36/O:53
		MT			20338	Joint Kit			ws		27	A:36/F:30/DF:23.45/O:53/X
		MT		TPE boot	20339	Joint Kit			ws		27	A:36/F:30/DF:23.45/O:53/X
		AT			20340	Joint Kit			ws		27	A:36/F:30/DF:23.45/O:53/X
		MT			20258	Joint Kit				gs	29	G:33/Ø Joint:94.1
		MT			20336	Boot Kit			ws			L:84/Ø1=20/Ø2=76
		MT		TPE boot	20337	Boot Kit			ws			L:109/Ø1=26/Ø2=75
		AT			26214	Boot Kit			ws			L:80/Ø1=22/Ø2=83
		MT			26062	Boot Kit				gs		L:100/Ø1=21/Ø2=94/with cap
		MT		TPE boot	24662	Boot Kit				gs		L:108/Ø1=27/Ø2=94/with cap
		AT		Ch.-No. - 1UW134200	24367	Boot Kit				gs		L:88/Ø1=21/Ø2=82
AT		Ch.-No. 1UW134201 -, TPE boot	23275	Boot Kit				gs		L:104/Ø1=27/Ø2=71		
1.6 (75 kW)	11.00 -	MT			21014	Driveshaft	L				1	L:554/A:36/O:53
		MT			21015	Driveshaft	R				1	L:820.5/A:36/O:53
		MT			20338	Joint Kit			ws		27	A:36/F:30/DF:23.45/O:53/X
		MT		TPE boot	20339	Joint Kit			ws		27	A:36/F:30/DF:23.45/O:53/X
		AT			20340	Joint Kit			ws		27	A:36/F:30/DF:23.45/O:53/X
		MT			24749	Joint Kit				gs	29	G:33/Z/Ø Joint:94
		MT			20336	Boot Kit			ws			L:84/Ø1=20/Ø2=76
		MT		TPE boot	20337	Boot Kit			ws			L:109/Ø1=26/Ø2=75
		AT			26214	Boot Kit			ws			L:80/Ø1=22/Ø2=83
MT		TPE boot	24662	Boot Kit				gs		L:108/Ø1=27/Ø2=94/with cap		
1.8 20V (92 kW)	09.96 -	MT			21016	Driveshaft	L				1	L:553/A:36/O:53
		MT			21017	Driveshaft	R				1	L:820/A:36/O:53
		MT/AT			20340	Joint Kit			ws		27	A:36/F:30/DF:23.45/O:53/X
		MT			22498	Joint Kit	R			gs	29	G:33/Ø Joint:100
		MT/AT			26214	Boot Kit			ws			L:80/Ø1=22/Ø2=83

		MT		24658	Boot Kit	L			gs		L:114/Ø1=18/Ø2=100/with cap
		MT		26101	Boot Kit	R			gs		L:116/Ø1=35/Ø2=100/with cap
		AT	Ch.-No. - 1UW134200	24367	Boot Kit				gs		L:88/Ø1=21/Ø2=82
		AT	Ch.-No. 1UW134201 -, TPE boot	23275	Boot Kit				gs		L:104/Ø1=27/Ø2=71
1.8 T (110 kW)	07.98 -	MT/AT		20340	Joint Kit			ws		27	A:36/F:30/DF:23.45/O:53/X
		MT/AT		26214	Boot Kit			ws			L:80/Ø1=22/Ø2=83
		MT/AT	Ch.-No. - 1UY325000	24658	Boot Kit	L			gs		L:114/Ø1=18/Ø2=100/with cap
		MT/AT	Ch.-No. - 1UY325000	26101	Boot Kit	R			gs		L:116/Ø1=35/Ø2=100/with cap
		MT	Ch.-No. 1UY325001 -, TPE boot	23275	Boot Kit				gs		L:104/Ø1=27/Ø2=71
1.8 T 4x4 (110 kW)	05.01 -	MT	engine ARX	21016	Driveshaft	L	F			1	L:553/A:36/O:53
		MT/AT		20340	Joint Kit		F	ws		27	A:36/F:30/DF:23.45/O:53/X
		MT/AT		26214	Boot Kit		F	ws			L:80/Ø1=22/Ø2=83
		MT	engine ARX, TPE boot	23268	Boot Kit	L	F		gs		L:110/Ø1=27/Ø2=100/with cap
			engine ARX	26101	Boot Kit	R	F		gs		L:116/Ø1=35/Ø2=100/with cap
		MT/AT	TPE boot	24664	Boot Kit		R		gs		L:110/Ø1=27/Ø2=100/with cap
RS 1.8 T (132 kW)	05.01 -	MT		20340	Joint Kit			ws		27	A:36/F:30/DF:23.45/O:53/X
		MT		26214	Boot Kit			ws			L:80/Ø1=22/Ø2=83
		MT	TPE boot	23275	Boot Kit				gs		L:104/Ø1=27/Ø2=71
2.0 (85 kW)	04.99 -	MT	engine AQY/AEG/APK	21016	Driveshaft	L				1	L:553/A:36/O:53
		MT	engine AQY/AEG/APK	21021	Driveshaft	R				1	L:820/A:36/O:53
		MT/AT		20340	Joint Kit			ws		27	A:36/F:30/DF:23.45/O:53/X
		MT/AT		26214	Boot Kit			ws			L:80/Ø1=22/Ø2=83
		MT	engine AEG/AZJ, TPE boot	23268	Boot Kit	L			gs		L:110/Ø1=27/Ø2=100/with cap
		MT		26101	Boot Kit	R			gs		L:116/Ø1=35/Ø2=100/with cap
2.0 4x4 (85 kW)	05.01 -	MT	engine AZJ/AZH	21016	Driveshaft	L	F			1	L:553/A:36/O:53
		MT		20340	Joint Kit		F	ws		27	A:36/F:30/DF:23.45/O:53/X
		MT		26214	Boot Kit		F	ws			L:80/Ø1=22/Ø2=83
		MT	engine AZH, TPE boot	23268	Boot Kit	L	F		gs		L:110/Ø1=27/Ø2=100/with cap
		MT/AT	TPE boot	24664	Boot Kit	R	F		gs		L:110/Ø1=27/Ø2=100/with cap
2.0 4x4 (88 kW)	01.00 -	MT		26101	Boot Kit	R	F		gs		L:116/Ø1=35/Ø2=100/with cap
		MT/AT	TPE boot	24664	Boot Kit		R		gs		L:110/Ø1=27/Ø2=100/with cap
1.9 SDI (50 kW)	06.97 -	MT	engine AQM	21014	Driveshaft	L				1	L:554/A:36/O:53
		MT	engine AQM	21013	Driveshaft	R				1	L:820.5/A:36/O:53
		MT		20338	Joint Kit			ws		27	A:36/F:30/DF:23.45/O:53/X
		MT	TPE boot	20339	Joint Kit			ws		27	A:36/F:30/DF:23.45/O:53/X
		MT		20258	Joint Kit				gs	29	G:33/Ø Joint:94.1
		MT		20336	Boot Kit			ws			L:84/Ø1=20/Ø2=76
		MT	TPE boot	20337	Boot Kit			ws			L:109/Ø1=26/Ø2=75
		MT		26062	Boot Kit				gs		L:100/Ø1=21/Ø2=94/with cap
		MT	TPE boot	24662	Boot Kit				gs		L:108/Ø1=27/Ø2=94/with cap
1.9 TDI (66/81 kW)	09.96 -	MT		21020	Driveshaft	L				1	L:553/A:36/O:53
		MT		21021	Driveshaft	R				1	L:820/A:36/O:53
		MT		20340	Joint Kit			ws		27	A:36/F:30/DF:23.45/O:53/X
		MT		22498	Joint Kit	R			gs	29	G:33/Ø Joint:100
		MT		26214	Boot Kit			ws			L:80/Ø1=22/Ø2=83
		MT		24658	Boot Kit	L			gs		L:114/Ø1=18/Ø2=100/with cap
		MT		26101	Boot Kit	R			gs		L:116/Ø1=35/Ø2=100/with cap
		AT	TPE boot	23275	Boot Kit				gs		L:104/Ø1=27/Ø2=71
1.9 TDI 4x4 (66 kW)	11.99 - 09.00	MT		26101	Boot Kit	R	F		gs		L:116/Ø1=35/Ø2=100/with cap
		MT/AT	TPE boot	24664	Boot Kit		R		gs		L:110/Ø1=27/Ø2=100/with cap
1.9 TDI (74 kW)	10.05 -	MT	engine ATD, - 04.02	23176	Boot Kit				gs		L:98/Ø1=24/Ø2=57

		Transm.	with ABS Ring		Part-No.	Description	L	F	Wheel Side	Gear Box Side	Pic. No.	Technical Specification  Further details on page I
		MT Manual AT Autom.					Left R Right	Front R Rear				

( ŠKODA )

( ŠKODA )

OCTAVIA (1U2) / OCTAVIA ESTATE (1U5)													
1.9 TDI (74 kW)	10.05 -	MT			24658	Boot Kit	L			gs		L:114/Ø1=18/Ø2=100/with cap	
1.9 TDI 4x4 (74 kW)	09.00 -	MT		- 04.02	23176	Boot Kit		F		gs		L:98/Ø1=24/Ø2=57	
		MT		TPE boot, Ch.-No. 1U-3-768638 -	24665	Boot Kit		F		gs		L:102/Ø1=28/Ø2=67	
		MT/AT		TPE boot	24664	Boot Kit		R		gs		L:110/Ø1=27/Ø2=100/with cap	
1.9 TDI (96 kW)	01.03 -	MT		Ch.-No. - 1U-3-810086	23769	Driveshaft	L				1	L:517/A:36	
		MT		Ch.-No. - 1U-3-810086	22267	Driveshaft	R				1	L:805/A:36	
		MT			23176	Boot Kit				gs		L:98/Ø1=24/Ø2=57	
OCTAVIA (1Z3) / OCTAVIA ESTATE (1Z5)													
1.4 (55/59 kW)	06.04 -	MT			24482	Driveshaft	L				1	L:560/A:36	
		MT			23687	Joint Kit			ws		28	A:36/F:30/DF:23.45/O:59.5/X	
		MT			24749	Joint Kit				gs		29	G:33/Z/Ø Joint:94
		MT		TPE boot	23688	Boot Kit			ws				L:108/Ø1=25.6/Ø2=77.9
		MT		TPE boot	24662	Boot Kit				gs			L:108/Ø1=27/Ø2=94/with cap
1.4 TSI (90 kW)	11.08 -	MT		TPE boot	23690	Boot Kit			ws			L:120/Ø1=25/Ø2=86	
		MT		TPE boot	23268	Boot Kit				gs		L:110/Ø1=27/Ø2=100/with cap	
1.6 (75 kW)	06.04 -	MT			24476	Driveshaft	L						
		MT			24480	Driveshaft	R						
		MT			23689	Joint Kit			ws			28	A:36/F:30/DF:22.45/O:59.5/X
		MT		TPE boot	23690	Boot Kit			ws				L:120/Ø1=25/Ø2=86
		MT		engine BGU/BSF/BSE, TPE boot	23268	Boot Kit				gs			L:110/Ø1=27/Ø2=100/with cap
1.6 GreenLine/MultiFuel (75 kW)	01.08 -	AT		06.07 -, engine BSE, BSF	24484	Driveshaft	L					L:585/A:36/D:36	
		AT		Ch.-No. - 1Z62159293	24500	Driveshaft	R					L:884/A:36/D:26	
		MT		TPE boot	23690	Boot Kit			ws			L:120/Ø1=25/Ø2=86	
1.6 FSI (85 kW)	06.04 -	MT			24488	Driveshaft	L					L:559/A:36	
		MT			23689	Joint Kit			ws			28	A:36/F:30/DF:22.45/O:59.5/X
		MT		TPE boot	23690	Boot Kit			ws				L:120/Ø1=25/Ø2=86
		MT		TPE boot	23268	Boot Kit				gs			L:110/Ø1=27/Ø2=100/with cap
1.8 TSI (118 kW)	06.07 -	MT		TPE boot	24665	Boot Kit				gs		L:102/Ø1=28/Ø2=67	
1.8 TSI 4x4 (118 kW)	06.07 -	MT		TPE boot	24665	Boot Kit		F		gs		L:102/Ø1=28/Ø2=67	
2.0 RS (147 kW)	10.05 -	MT		TPE boot	23692	Boot Kit			ws			L:115/Ø1=29/Ø2=96	
		MT		TPE boot	24665	Boot Kit				gs		L:102/Ø1=28/Ø2=67	
2.0 FSI (110 kW)	11.04 -	MT			24489	Driveshaft	L					L:522/A:36	
		AT			24487	Driveshaft	L					L:587/A:36/D:36	
		MT			24498	Driveshaft	R					L:815/A:36	
		MT			23689	Joint Kit			ws			28	A:36/F:30/DF:22.45/O:59.5/X
		MT		engine BLY	22497	Joint Kit				gs		29	G:33/Ø Joint:100
		MT		TPE boot	23690	Boot Kit			ws				L:120/Ø1=25/Ø2=86
		MT		engine BVY/BVX/BLR/BVZ, TPE boot	23268	Boot Kit				gs			L:110/Ø1=27/Ø2=100/with cap
2.0 FSI 4x4 (110 kW)	11.04 -	MT			24485	Driveshaft	L	F			2	L:522/A:36	
		MT		TPE boot	23690	Boot Kit		F/R	ws			L:120/Ø1=25/Ø2=86	
		MT		TPE boot	23268	Boot Kit		F		gs		L:110/Ø1=27/Ø2=100/with cap	

1.9 TDI (77 kW)	06.04 -	MT	engine BJB	24473	Driveshaft	L							L:521/A:36
		MT	engine BKC/BLS/BXE	24485	Driveshaft	L					2		L:522/A:36
		AT		24474	Driveshaft	L							L:482/A:36
		MT5		23689	Joint Kit			ws			28		A:36/F:30/DF:22.45/O:59.5/X
		MT6		23691	Joint Kit			ws			28		A:36/F:27/DF:27.51/O:59.5/X
		MT5	TPE boot	23690	Boot Kit			ws					L:120/Ø1=25/Ø2=86
		MT6	TPE boot	23692	Boot Kit			ws					L:115/Ø1=29/Ø2=96
		MT5	engine BJB, TPE boot	23268	Boot Kit					gs			L:110/Ø1=27/Ø2=100/with cap
		AT		24466	Boot Kit					gs			L:88/Ø1=24.4/Ø2=71.5
1.9 TDI 4x4 (77 kW)	11.04 -	MT		24475	Driveshaft	L	F						L:610/A:36
		MT		24494	Driveshaft	R	F				1		L:115/Ø1=29/Ø2=96
		MT	TPE boot	23692	Boot Kit		F	ws					L:120/Ø1=25/Ø2=86
		MT	TPE boot, Ch.-No. - 1Z7A153447	23690	Boot Kit		R	ws					L:102/Ø1=28/Ø2=67
		MT	TPE boot	24665	Boot Kit		F			gs			L:102/Ø1=28/Ø2=67
2.0 TDI (100 kW)	02.04 -	MT		24475	Driveshaft	L							L:482/A:36
		AT		24474	Driveshaft	L							L:482/A:36
		MT		24479	Driveshaft	R							L:482/A:36
		MT	TPE boot	24665	Boot Kit					gs			L:102/Ø1=28/Ø2=67
		AT		24466	Boot Kit					gs			L:88/Ø1=24.4/Ø2=71.5
2.0 TDI (103 kW)	02.04 -	MT		24475	Driveshaft	L							L:482/A:36
		AT		24474	Driveshaft	L							L:482/A:36
		MT		24479	Driveshaft	R							L:482/A:36
		MT		23691	Joint Kit			ws			28		A:36/F:27/DF:27.51/O:59.5/X
		MT	TPE boot	23692	Boot Kit			ws					L:115/Ø1=29/Ø2=96
		MT	TPE boot, Ch.-No. - 1Z7A153447	23690	Boot Kit			ws					L:120/Ø1=25/Ø2=86
		MT	TPE boot	24665	Boot Kit					gs			L:102/Ø1=28/Ø2=67
AT		24466	Boot Kit					gs			L:88/Ø1=24.4/Ø2=71.5		
2.0 TDI 4x4 (103 kW)	07.06 -	MT		24475	Driveshaft	L	F						L:610/A:36
		MT		24494	Driveshaft	R	F				1		L:115/Ø1=29/Ø2=96
		MT	TPE boot	23692	Boot Kit		F	ws					L:120/Ø1=25/Ø2=86
		MT	TPE boot	24665	Boot Kit		F			gs			L:102/Ø1=28/Ø2=67
		AT		24466	Boot Kit		F			gs			L:88/Ø1=24.4/Ø2=71.5
2.0 TDI (125 kW)	04.06 -	MT		24491	Driveshaft	L							L:492/A:36
		MT	TPE boot	23690	Boot Kit			ws			1		L:120/Ø1=25/Ø2=86
		MT	TPE boot	24665	Boot Kit					gs			L:102/Ø1=28/Ø2=67
		AT		24466	Boot Kit					gs			L:88/Ø1=24.4/Ø2=71.5
<b>PRAKTIK</b>													
1.4 TDI (51 kW)	03.07 -	MT		24303	Driveshaft	L							L:502/A:36
		MT		24553	Driveshaft	R							L:760/A:36
		MT	TPE boot	24663	Boot Kit					gs			L:108/Ø1=27/Ø2=94
<b>ROOMSTER (5J)</b>													
1.2 (47 kW)	09.06 -	MT		24096	Driveshaft	L						2	L:501/A:36/O:52
		MT		24097	Driveshaft	R						2	L:753/A:36/O:52
		MT		21586	Joint Kit			ws			27		A:36/F:30/O:52/X/Ø Joint:85
		MT	TPE boot	21589	Boot Kit			ws					L:125/Ø1=25/Ø2=86
		MT	TPE boot	24663	Boot Kit					gs			L:108/Ø1=27/Ø2=94
1.2 (51 kW)	05.06 - 01.07	MT		21586	Joint Kit			ws			27		A:36/F:30/O:52/X/Ø Joint:85
		MT	TPE boot	21588	Boot Kit			ws					L:110/Ø1=25.5/Ø2=83
		MT	TPE boot	24663	Boot Kit					gs			L:108/Ø1=27/Ø2=94
1.4 (63 kW)	09.06 -	MT		24096	Driveshaft	L						2	L:501/A:36/O:52

		Transm.	with ABS Ring		Part-No.	Description	L Left R Right	F Front R Rear	Wheel Side	Gear Box Side	Pic. No.	Technical Specification  Further details on page I
		MT Manual AT Autom.										

( ŠKODA )

( ŠKODA )

ROOMSTER (5J)												
1.4 (63 kW)	09.06 -	MT			21586	Joint Kit			ws		27	A:36/F:30/O:52/X/Ø Joint:85
		MT		TPE boot	21589	Boot Kit			ws			L:125/Ø1=25/Ø2=86
		MT		TPE boot	24663	Boot Kit				gs		L:108/Ø1=27/Ø2=94
1.6 (77 kW)	09.06 -	MT			21586	Joint Kit			ws		27	A:36/F:30/O:52/X/Ø Joint:85
		MT		TPE boot	21589	Boot Kit			ws			L:125/Ø1=25/Ø2=86
		MT		TPE boot	23268	Boot Kit				gs		L:110/Ø1=27/Ø2=100/with cap
1.4 TDI (51 kW)	09.06 -	MT			24303	Driveshaft	L					L:502/A:36
		MT			24553	Driveshaft	R					L:760/A:36
		MT			21586	Joint Kit			ws		27	A:36/F:30/O:52/X/Ø Joint:85
		MT		TPE boot	21589	Boot Kit			ws			L:125/Ø1=25/Ø2=86
		MT		TPE boot	24663	Boot Kit				gs		L:108/Ø1=27/Ø2=94
1.4 TDI (59 kW)	09.06 -	MT			21587	Joint Kit			ws		27	A:36/F:30/O:52/X/Ø Joint:90
		MT		TPE boot	21589	Boot Kit			ws			L:125/Ø1=25/Ø2=86
		MT		TPE boot	23275	Boot Kit				gs		L:104/Ø1=27/Ø2=71
1.9 TDI (77 kW)	09.06 -	MT			24098	Driveshaft	L				3	L:476/A:36/O:52
		MT			21587	Joint Kit			ws		27	A:36/F:30/O:52/X/Ø Joint:90
		MT		TPE boot	21589	Boot Kit			ws			L:125/Ø1=25/Ø2=86
		MT		TPE boot	23275	Boot Kit				gs		L:104/Ø1=27/Ø2=71
SUPERB (3U4)												
1.8 T (110 kW)	02.02 -	MT	x		21812	Joint Kit			ws		28	A:33/F:30/O:53/X/ABS:45
		AT	x		22763	Joint Kit			ws		28	A:38/F:27/X/ABS:45
		MT		Neoprene boot	26165	Boot Kit			ws			L:84/Ø1=22/Ø2=82
		MT		TPE boot	21813	Boot Kit			ws			L:112/Ø1=25/Ø2=88
		AT			26094	Boot Kit			ws			L:92.5/Ø1=24/Ø2=92
		MT			24367	Boot Kit				gs		L:88/Ø1=21/Ø2=82
2.0 (85 kW)	02.02 -	MT	x		22685	Driveshaft	L				2	L:609.5/A:33/ABS:45
		MT	x		22684	Driveshaft	R				2	L:631.5/A:33/ABS:45
		MT	x		22681	Joint Kit			ws		28	A:33/F:30/X/ABS:45
		MT			20273	Joint Kit				gs	29	G:28
		MT			26165	Boot Kit			ws			L:84/Ø1=22/Ø2=82
		MT			26109	Boot Kit				gs		L:124/Ø1=24/Ø2=108/with cap
2.0 (91 kW)	02.06 -	MT/AT			24367	Boot Kit			gs		L:88/Ø1=21/Ø2=82	
2.8 V6 (142 kW)	02.02 -	MT/AT	x		22763	Joint Kit			ws		28	A:38/F:27/X/ABS:45
		MT/AT			26094	Boot Kit			ws			L:92.5/Ø1=24/Ø2=92
		MT			24367	Boot Kit				gs		L:88/Ø1=21/Ø2=82
1.9 TDI (74 kW)	08.02 -	MT	x		21091	Joint Kit			ws		28	A:33/F:27/DF:27.51/O:53/X/ABS:45
		MT			21092	Boot Kit			ws			L:92/Ø1=24/Ø2=87
		MT			24367	Boot Kit				gs		L:88/Ø1=21/Ø2=82
1.9 TDI (77 kW)	10.05 -	MT	x		21091	Joint Kit			ws		28	A:33/F:27/DF:27.51/O:53/X/ABS:45
		MT			21092	Boot Kit			ws			L:92/Ø1=24/Ø2=87
		MT			24367	Boot Kit				gs		L:88/Ø1=21/Ø2=82

1.9 TDI (85 kW)	01.07 - 03.08	MT			24367	Boot Kit				gs		L:88/Ø1=21/Ø2=82
1.9 TDI (96 kW)	02.02 -	MT/AT	x		22763	Joint Kit			ws		28	A:38/F:27/X/ABS:45
		MT	x	Taxi	22763	Joint Kit			ws		28	A:38/F:27/X/ABS:45
		MT/AT			26094	Boot Kit			ws			L:92.5/Ø1=24/Ø2=92
		MT		Taxi	26094	Boot Kit			ws			L:92.5/Ø1=24/Ø2=92
1.9 TDI (96 kW)	02.02 - 03.08	MT			24367	Boot Kit				gs		L:88/Ø1=21/Ø2=82
2.0 TDI (103 kW)	10.05 -	MT	x		22763	Joint Kit			ws		28	A:38/F:27/X/ABS:45
		MT			26094	Boot Kit			ws			L:92.5/Ø1=24/Ø2=92
		MT			24367	Boot Kit				gs		L:88/Ø1=21/Ø2=82
2.5 TDI (114 kW)	02.02 -	MT/AT	x		22763	Joint Kit			ws		28	A:38/F:27/X/ABS:45
		MT/AT			26094	Boot Kit			ws			L:92.5/Ø1=24/Ø2=92
		MT			24367	Boot Kit				gs		L:88/Ø1=21/Ø2=82
2.5 TDI (120 kW)	06.03 -	MT/AT	x		22763	Joint Kit			ws		28	A:38/F:27/X/ABS:45
		MT/AT			26094	Boot Kit			ws			L:92.5/Ø1=24/Ø2=92
		MT			24367	Boot Kit				gs		L:88/Ø1=21/Ø2=82

### SUPERB (3T4, 3T5)

1.4 TSI (92 kW)	07.08 -	MT		TPE boot	23690	Boot Kit			ws			L:120/Ø1=25/Ø2=86
		MT		TPE boot	23268	Boot Kit				gs		L:110/Ø1=27/Ø2=100/with cap
1.8 TSI (118 kW)	03.08 -	MT		TPE boot	24665	Boot Kit				gs		L:102/Ø1=28/Ø2=67
1.8 TSI 4x4 (118 kW)	05.09 -	MT		TPE boot	23268	Boot Kit				gs		L:110/Ø1=27/Ø2=100/with cap
3.6 4x4 (191 kW)	11.08 -	MT			24479	Driveshaft	R	F				
1.9 TDI (77 kW)	07.08 -	MT			24473	Driveshaft	L					L:521/A:36
		MT		TPE boot	23690	Boot Kit			ws			L:120/Ø1=25/Ø2=86
		MT		TPE boot	23268	Boot Kit				gs		L:110/Ø1=27/Ø2=100/with cap
2.0 TDI (103 kW)	07.08 -	MT			24475	Driveshaft	L					
		MT			24479	Driveshaft	R					
		MT		TPE boot	24665	Boot Kit				gs		L:102/Ø1=28/Ø2=67
		AT			24466	Boot Kit				gs		L:88/Ø1=24.4/Ø2=71.5

### YETI

1.8 TSI 4x4 (118 kW)	05.09 -	MT		TPE boot	24665	Boot Kit		F		gs		L:102/Ø1=28/Ø2=67
		MT		TPE boot	23268	Boot Kit		R		gs		L:110/Ø1=27/Ø2=100/with cap

### YETI

2.0 TDI 4x4 (81 kW)	11.09 -	MT			24494	Driveshaft	R	F			1	L:610/A:36
---------------------	---------	----	--	--	-------	------------	---	---	--	--	---	------------

### YETI

2.0 TDI 4x4 (103 kW)	05.09 -	MT			24494	Driveshaft	R	F			1	L:610/A:36
		MT		TPE boot	24665	Boot Kit		F		gs		L:102/Ø1=28/Ø2=67
		MT		engine CBDB, TPE boot	23268	Boot Kit		R		gs		L:110/Ø1=27/Ø2=100/with cap
2.0 TDI 4x4 (125 kW)	11.09 -	MT			24494	Driveshaft	R	F			1	L:610/A:36

### SMART

### SMART

#### CITY-COUPÉ

all types	07.98 - 01.04	MT/AT	x		24262	Driveshaft	L	R				L:495/A:24/D:33/O:50.2/ABS:42
		MT/AT	x		24263	Driveshaft	R	R				L:725/A:24/D:33/O:50.2/ABS:42

#### CONVERTIBLE

all types	03.00 - 01.04	MT/AT	x		24262	Driveshaft	L	R				L:495/A:24/D:33/O:50.2/ABS:42
		MT/AT	x		24263	Driveshaft	R	R				L:725/A:24/D:33/O:50.2/ABS:42

		Transm.	with ABS Ring		Part-No.	Description	L	F	Wheel Side	Gear Box Side	Pic. No.	Technical Specification  Further details on page I
		MT Manual AT Autom.					Left R Right	Front R Rear				

( SMART )

( SMART )

CROSSBLADE												
0.6 (52 kW)	06.02 -	MT/AT	x		24262	Driveshaft	L	R				L:495/A:24/D:33/O:50.2/ABS:42
		MT/AT	x		24263	Driveshaft	R	R				L:725/A:24/D:33/O:50.2/ABS:42
ROADSTER												
all types	04.03 -	MT/AT	x		24262	Driveshaft	L	R				L:495/A:24/D:33/O:50.2/ABS:42
		MT/AT	x		24263	Driveshaft	R	R				L:725/A:24/D:33/O:50.2/ABS:42
FORTWO												
all types	01.04 -	MT/AT	x		24262	Driveshaft	L	R				L:495/A:24/D:33/O:50.2/ABS:42
		MT/AT	x		24263	Driveshaft	R	R				L:725/A:24/D:33/O:50.2/ABS:42

SUBARU

SUBARU

1800 XT COUPE (XT)												
1800	12.84 - 11.88	MT/AT			22164	Joint Kit			ws		27	A:30/F:25/DF:260/O:58/Z
		MT/AT			26120	Boot Kit			ws			L:101/Ø1=23/Ø2=85
Turbo 4WD (88 kW)	01.88 - 12.90	MT		engine EA82	22170	Driveshaft	L/R	F			10	L:714/A:30/K:25
		MT		engine EA82	22164	Joint Kit		F	ws		27	A:30/F:25/DF:260/O:58/Z
		MT		engine EA82	26120	Boot Kit		F	ws			L:101/Ø1=23/Ø2=85
		MT		engine EA82	26157	Boot Kit		F		gs		L:107/Ø1=20/Ø2=79
Turbo 4WD (96 kW)	01.87 - 12.90	MT		engine EA82	22170	Driveshaft	L/R	F			10	L:714/A:30/K:25
		AT		engine EA82	22172	Driveshaft	L/R	F			10	L:714.5/A:30/K:23
		MT/AT		engine EA82	22164	Joint Kit		F	ws		27	A:30/F:25/DF:260/O:58/Z
		MT/AT		engine EA82	26120	Boot Kit		F	ws			L:101/Ø1=23/Ø2=85
		MT/AT		engine EA82	26157	Boot Kit		F		gs		L:107/Ø1=20/Ø2=79
Turbo 4WD (100 kW)	11.84 - 12.90	MT		engine EA82	22170	Driveshaft	L/R	F			10	L:714/A:30/K:25
		AT		engine EA82	22172	Driveshaft	L/R	F			10	L:714.5/A:30/K:23
		MT/AT		engine EA82	22164	Joint Kit		F	ws		27	A:30/F:25/DF:260/O:58/Z
		MT/AT		engine EA82	26120	Boot Kit		F	ws			L:101/Ø1=23/Ø2=85
		MT/AT		engine EA82	26157	Boot Kit		F		gs		L:107/Ø1=20/Ø2=79
FORESTER (SF)												
2.0 (90/92 kW)	08.97 - 09.02	MT		engine EJ20	22177	Joint Kit		F	ws		27	A:27/F:22/DF:22.66/O:56/Z
		MT		engine EJ20	26196	Boot Kit		F	ws			L:94/Ø1=23/Ø2=79
2.0 S Turbo (125 kW)	06.98 - 04.01	MT		engine EJ20	22177	Joint Kit		F	ws		27	A:27/F:22/DF:22.66/O:56/Z
		MT		engine EJ20	26196	Boot Kit		F	ws			L:94/Ø1=23/Ø2=79
2.0 S Turbo (130 kW)	04.01 - 09.02	MT			22177	Joint Kit		F	ws		27	A:27/F:22/DF:22.66/O:56/Z
		MT			26196	Boot Kit		F	ws			L:94/Ø1=23/Ø2=79
FORESTER (SG)												
2.0 (92 kW)	09.02 -	MT		engine EJ20	22177	Joint Kit		F	ws		27	A:27/F:22/DF:22.66/O:56/Z
		MT		engine EJ20	26196	Boot Kit		F	ws			L:94/Ø1=23/Ø2=79
2.0 X (116 kW)	09.05 -	MT			22177	Joint Kit		F	ws		27	A:27/F:22/DF:22.66/O:56/Z



		MT			<b>26196</b>	Boot Kit		F	ws			L:94/Ø1=23/Ø2=79
2.0 S Turbo (130 kW)	09.02 -	MT		engine EJ20	<b>22177</b>	Joint Kit		F	ws		27	A:27/F:22/DF:22.66/0:56/Z
		MT		engine EJ20	<b>26196</b>	Boot Kit		F	ws			L:94/Ø1=23/Ø2=79
<b>IMPREZA (GC)</b>												
1.6 (66 kW)	12.96 - 12.00	MT			<b>22177</b>	Joint Kit			ws		27	A:27/F:22/DF:22.66/0:56/Z
		MT			<b>26196</b>	Boot Kit			ws			L:94/Ø1=23/Ø2=79
1.6 4WD (66 kW)	12.96 - 12.00	MT/AT		- 06.97	<b>22175</b>	Joint Kit		F	ws		27	A:27/F:30/DF:23.20/0:56/Z
		MT/AT		- 06.97	<b>26197</b>	Boot Kit		F	ws			L:95/Ø1=22/Ø2=85
1.6 i (66 kW)	08.92 - 12.00	MT		08.94 - 09.95, engine EJ16	<b>23933</b>	Driveshaft	L/R					
		AT		- 09.95, engine EJ16	<b>23933</b>	Driveshaft	L/R					
		MT		engine EJ16	<b>22177</b>	Joint Kit			ws		27	A:27/F:22/DF:22.66/0:56/Z
		MT		engine EJ16	<b>26196</b>	Boot Kit			ws			L:94/Ø1=23/Ø2=79
1.6 i (70 kW)	06.98 - 12.00	MT			<b>22177</b>	Joint Kit			ws		27	A:27/F:22/DF:22.66/0:56/Z
		MT			<b>26196</b>	Boot Kit			ws			L:94/Ø1=23/Ø2=79
1.6 i 4WD (66 kW)	08.92 - 12.00	MT/AT		- 09.95, engine EJ16	<b>23933</b>	Driveshaft	L/R	F				
		MT/AT		- 09.95, engine EJ16	<b>22177</b>	Joint Kit		F	ws		27	A:27/F:22/DF:22.66/0:56/Z
		MT/AT		10.95 - , engine EJ16	<b>22175</b>	Joint Kit		F	ws		27	A:27/F:30/DF:23.20/0:56/Z
		MT/AT		- 09.95, engine EJ16	<b>26196</b>	Boot Kit		F	ws			L:94/Ø1=23/Ø2=79
		MT/AT		10.95 - , engine EJ16	<b>26197</b>	Boot Kit		F	ws			L:95/Ø1=22/Ø2=85
1.6 i 4WD (70 kW)	06.98 - 12.00	MT/AT			<b>23975</b>	Joint Kit		F	ws			A:27/F:30/0:56
1.8 i 4WD (76 kW)	08.92 - 12.00	MT/AT		- 09.95, engine EJ18	<b>23933</b>	Driveshaft	L/R	F				
		MT/AT		- 09.95, engine EJ18	<b>22177</b>	Joint Kit		F	ws		27	A:27/F:22/DF:22.66/0:56/Z
		MT/AT		10.95 - , engine EJ18	<b>22175</b>	Joint Kit		F	ws		27	A:27/F:30/DF:23.20/0:56/Z
		MT/AT		- 09.95, engine EJ18	<b>26196</b>	Boot Kit		F	ws			L:94/Ø1=23/Ø2=79
		MT/AT		10.95 - , engine EJ18	<b>26197</b>	Boot Kit		F	ws			L:95/Ø1=22/Ø2=85
2.0 4WD (85 kW)	12.95 - 12.00	MT/AT		12.96 - 06.97, engine EJ20	<b>22175</b>	Joint Kit		F	ws		27	A:27/F:30/DF:23.20/0:56/Z
		MT/AT		12.96 - 06.97, engine EJ20	<b>26197</b>	Boot Kit		F	ws			L:95/Ø1=22/Ø2=85
2.0 i 4WD (92 kW)	06.98 - 12.00	MT/AT			<b>23975</b>	Joint Kit		F	ws			A:27/F:30/0:56
2.0 Turbo GT 4WD (155 kW)	03.94 - 12.00	MT/AT		- 09.95, engine EJ20	<b>23933</b>	Driveshaft	L/R	F				
		MT		10.95 - , engine EJ20	<b>22175</b>	Joint Kit		F	ws		27	A:27/F:30/DF:23.20/0:56/Z
		AT		- 09.95, engine EJ20	<b>22177</b>	Joint Kit		F	ws		27	A:27/F:22/DF:22.66/0:56/Z
		AT		10.95 - , engine EJ20	<b>22175</b>	Joint Kit		F	ws		27	A:27/F:30/DF:23.20/0:56/Z
		MT		10.95 - , engine EJ20	<b>26197</b>	Boot Kit		F	ws			L:95/Ø1=22/Ø2=85
		AT		- 09.95, engine EJ20	<b>26196</b>	Boot Kit		F	ws			L:94/Ø1=23/Ø2=79
		AT		10.95 - , engine EJ20	<b>26197</b>	Boot Kit		F	ws			L:95/Ø1=22/Ø2=85
2.0 Turbo 4WD (155 kW)	12.96 - 12.00	MT/AT			<b>23975</b>	Joint Kit		F	ws			A:27/F:30/0:56
2.0 Turbo GT 4WD (160 kW)	06.98 - 12.00	MT/AT			<b>23975</b>	Joint Kit		F	ws			A:27/F:30/0:56
<b>IMPREZA STATION WAGON (GF)</b>												
1.6 i (70 kW)	06.98 - 12.00	MT			<b>22177</b>	Joint Kit			ws		27	A:27/F:22/DF:22.66/0:56/Z
		MT			<b>26196</b>	Boot Kit			ws			L:94/Ø1=23/Ø2=79
1.6 i 4WD (66 kW)	08.92 - 12.00	MT/AT		- 09.95, engine EJ16	<b>22177</b>	Joint Kit		F	ws		27	A:27/F:22/DF:22.66/0:56/Z
		MT/AT		10.95 - , engine EJ16	<b>22175</b>	Joint Kit		F	ws		27	A:27/F:30/DF:23.20/0:56/Z
		MT/AT		- 09.95, engine EJ16	<b>26196</b>	Boot Kit		F	ws			L:94/Ø1=23/Ø2=79
		MT/AT		10.95 - , engine EJ16	<b>26197</b>	Boot Kit		F	ws			L:95/Ø1=22/Ø2=85
1.6 i 4WD (70 kW)	06.98 - 12.00	MT/AT			<b>23975</b>	Joint Kit		F	ws			A:27/F:30/0:56
1.8 i 4WD (76 kW)	08.92 - 12.00	MT/AT		- 09.95, engine EJ18	<b>23933</b>	Driveshaft	L/R	F				
		MT/AT		- 09.95, engine EJ18	<b>22177</b>	Joint Kit		F	ws		27	A:27/F:22/DF:22.66/0:56/Z
		MT/AT		10.95 - , engine EJ18	<b>22175</b>	Joint Kit		F	ws		27	A:27/F:30/DF:23.20/0:56/Z
		MT/AT		- 09.95, engine EJ18	<b>26196</b>	Boot Kit		F	ws			L:94/Ø1=23/Ø2=79

		Transm. <b>MT</b> Manual <b>AT</b> Autom.	with ABS Ring		<b>Part-No.</b>	<b>Description</b>	<b>L</b> Left <b>R</b> Right	<b>F</b> Front <b>R</b> Rear	<b>Wheel</b> <b>Side</b>	<b>Gear</b> <b>Box</b> <b>Side</b>	<b>Pic.</b> <b>No.</b>	<b>Technical Specification</b>  Further details on page I
---	---	---	---------------------	--	-----------------	--------------------	---------------------------------------	---------------------------------------	-----------------------------	--	---------------------------	---

( SUBARU )

( SUBARU )

<b>IMPREZA STATION WAGON (GF)</b>												
1.8 i 4WD (76 kW)	08.92 - 12.00	MT/AT		10.95 - , engine EJ18	<b>26197</b>	Boot Kit		F	ws			L:95/Ø1=22/Ø2=85
2.0 16V (92 kW)	06.98 - 12.00	MT			<b>22177</b>	Joint Kit			ws		27	A:27/F:22/DF:22.66/O:56/Z
		MT			<b>26196</b>	Boot Kit			ws			L:94/Ø1=23/Ø2=79
2.0 4WD (85 kW)	12.95 - 12.00	MT/AT		engine EJ20	<b>22175</b>	Joint Kit		F	ws		27	A:27/F:30/DF:23.20/O:56/Z
		MT/AT		engine EJ20	<b>26197</b>	Boot Kit		F	ws			L:95/Ø1=22/Ø2=85
2.0 i Turbo 4WD (155 kW)	03.94 - 12.00	MT/AT		- 09.95, engine EJ20	<b>23933</b>	Driveshaft	L/R	F				
		MT		10.95 - , engine EJ20	<b>22175</b>	Joint Kit		F	ws		27	A:27/F:30/DF:23.20/O:56/Z
		AT		- 09.95, engine EJ20	<b>22177</b>	Joint Kit		F	ws		27	A:27/F:22/DF:22.66/O:56/Z
		AT		10.95 - , engine EJ20	<b>22175</b>	Joint Kit		F	ws		27	A:27/F:30/DF:23.20/O:56/Z
		MT		10.95 - , engine EJ20	<b>26197</b>	Boot Kit		F	ws			L:95/Ø1=22/Ø2=85
		AT		- 09.95, engine EJ20	<b>26196</b>	Boot Kit		F	ws			L:94/Ø1=23/Ø2=79
		AT		10.95 - , engine EJ20	<b>26197</b>	Boot Kit		F	ws			L:95/Ø1=22/Ø2=85
2.0 Turbo GT 4WD (160 kW)	06.98 - 12.00	MT/AT			<b>23975</b>	Joint Kit		F	ws			A:27/F:30/O:56
<b>JUSTY I (KAD)</b>												
1000 (37 kW)	05.87 - 10.95	MT/AT		- 02.89, engine EF10	<b>23069</b>	Boot Kit			ws			L:83/Ø1=19/Ø2=67
1000 (40 kW)	11.84 - 06.89	MT/AT		engine EF10	<b>23069</b>	Boot Kit			ws			L:83/Ø1=19/Ø2=67
1000 4WD (KAD-A) (37 kW)	05.87 - 11.94	MT/AT		- 02.89, engine EF10	<b>23069</b>	Boot Kit		F	ws			L:83/Ø1=19/Ø2=67
1000 4WD (KAD-A) (40 kW)	11.84 - 12.90	MT/AT		engine EF10	<b>23069</b>	Boot Kit		F	ws			L:83/Ø1=19/Ø2=67
1200 (49 kW)	05.87 - 10.95	MT/AT		- 02.89, engine EF12	<b>23069</b>	Boot Kit			ws			L:83/Ø1=19/Ø2=67
1200 4WD (50 kW)	10.86 - 12.90	MT/AT		- 02.89, engine EF12	<b>23069</b>	Boot Kit		F	ws			L:83/Ø1=19/Ø2=67
1200 4WD (55 kW)	10.90 - 12.94	MT/AT		engine EF12	<b>22183</b>	Joint Kit		F	ws		27	A:24/F:22/DF:22.50/O:50/Z
		MT/AT		engine EF12	<b>26029</b>	Boot Kit		F	ws			L:90/Ø1=21/Ø2=76
1200 4WD (KAD-A) (49 kW)	05.87 - 05.91	MT/AT		engine EF12	<b>22185</b>	Joint Kit	L	F	ws		27	A:27/F:21/DF:21.50/O:50/Z
		MT/AT		engine EF12	<b>22184</b>	Joint Kit	R	F	ws		27	A:24/F:21/DF:22.80/O:50/Z
		MT/AT		engine EF12	<b>26029</b>	Boot Kit	L	F	ws			L:90/Ø1=21/Ø2=76
		MT/AT		engine EF12	<b>25525</b>	Boot Kit	R	F	ws			L:90/Ø1=21/Ø2=76
<b>LEGACY I (BC)</b>												
1800 (76 kW)	01.89 - 12.93	MT/AT		engine EJ18 SPI	<b>22175</b>	Joint Kit			ws		27	A:27/F:30/DF:23.20/O:56/Z
		MT/AT		engine EJ18 SPI	<b>26197</b>	Boot Kit			ws			L:95/Ø1=22/Ø2=85
1800 4WD (76 kW)	01.89 - 09.91	MT		engine EJ18 SPI	<b>22175</b>	Joint Kit		F	ws		27	A:27/F:30/DF:23.20/O:56/Z
		MT		engine EJ18 SPI	<b>22177</b>	Joint Kit		F	ws		27	A:27/F:22/DF:22.66/O:56/Z
		MT		engine EJ18 SPI	<b>26197</b>	Boot Kit		F	ws			L:95/Ø1=22/Ø2=85
		MT		engine EJ18 SPI	<b>26196</b>	Boot Kit		F	ws			L:94/Ø1=23/Ø2=79
2000 2WD (BC4)	11.89 - 08.94	MT		engine EJ20	<b>22179</b>	Joint Kit			ws		27	A:27/F:25/DF:25.84/O:56/Z
		MT		engine EJ20	<b>26195</b>	Boot Kit			ws			L:96/Ø1=22/Ø2=90
2000 4WD (85 kW)	08.91 - 07.94	MT		engine EJ20 EMPI	<b>22177</b>	Joint Kit		F	ws		27	A:27/F:22/DF:22.66/O:56/Z
		MT		engine EJ20 EMPI	<b>26196</b>	Boot Kit		F	ws			L:94/Ø1=23/Ø2=79
2000 Turbo 4WD (147 kW)	05.92 - 07.94	MT		engine EJ20-GN	<b>22175</b>	Joint Kit		F	ws		27	A:27/F:30/DF:23.20/O:56/Z
		MT		engine EJ20-GN	<b>26197</b>	Boot Kit		F	ws			L:95/Ø1=22/Ø2=85
2200 4WD (100 kW)	01.89 - 07.94	MT		engine EJ22 EMPI	<b>22175</b>	Joint Kit		F	ws		27	A:27/F:30/DF:23.20/O:56/Z

		AT		engine EJ22 EMPI	22177	Joint Kit		F	ws		27	A:27/F:22/DF:22.66/O:56/Z
		MT		engine EJ22 EMPI	26197	Boot Kit		F	ws			L:95/Ø1=22/Ø2=85
		AT		engine EJ22 EMPI	26196	Boot Kit		F	ws			L:94/Ø1=23/Ø2=79
<b>LEGACY I STATION WAGON (BJF)</b>												
1800 (76 kW)	01.89 - 07.94	MT/AT		engine EJ18 SPI	22175	Joint Kit			ws		27	A:27/F:30/DF:23.20/O:56/Z
		MT/AT		engine EJ18 SPI	26197	Boot Kit			ws			L:95/Ø1=22/Ø2=85
1800 4WD (76 kW)	01.89 - 07.94	MT		engine EJ18 SPI	22175	Joint Kit		F	ws		27	A:27/F:30/DF:23.20/O:56/Z
		MT		engine EJ18 SPI	22177	Joint Kit		F	ws		27	A:27/F:22/DF:22.66/O:56/Z
		MT		engine EJ18 SPI	26197	Boot Kit		F	ws			L:95/Ø1=22/Ø2=85
		MT		engine EJ18 SPI	26196	Boot Kit		F	ws			L:94/Ø1=23/Ø2=79
2000 4WD (85 kW)	05.92 - 07.94	MT		engine EJ20 EMPI	22177	Joint Kit		F	ws		27	A:27/F:22/DF:22.66/O:56/Z
		MT		engine EJ20 EMPI	26196	Boot Kit		F	ws			L:94/Ø1=23/Ø2=79
2000 Turbo Super 4WD (147 kW)	05.92 - 07.94	MT		engine EJ20-GN	22175	Joint Kit		F	ws		27	A:27/F:30/DF:23.20/O:56/Z
		MT		engine EJ20-GN	26197	Boot Kit		F	ws			L:95/Ø1=22/Ø2=85
2200 Super 4WD (100 kW)	01.89 - 07.94	MT		engine EJ22 EMPI	22175	Joint Kit		F	ws		27	A:27/F:30/DF:23.20/O:56/Z
		AT		engine EJ22 EMPI	22177	Joint Kit		F	ws		27	A:27/F:22/DF:22.66/O:56/Z
		MT		engine EJ22 EMPI	26197	Boot Kit		F	ws			L:95/Ø1=22/Ø2=85
		AT		engine EJ22 EMPI	26196	Boot Kit		F	ws			L:94/Ø1=23/Ø2=79
<b>LEGACY II (BD, BG)</b>												
2.0 i (85 kW)	09.94 - 03.99	MT/AT		- 07.95	23933	Driveshaft	L/R					
		MT/AT		- 07.95	22177	Joint Kit			ws		27	A:27/F:22/DF:22.66/O:56/Z
		MT/AT			26196	Boot Kit			ws			L:94/Ø1=23/Ø2=79
2.0 i 4WD (85 kW)	09.94 - 03.99	MT/AT		- 07.95, engine EJ20	23933	Driveshaft	L/R	F				
		MT/AT		- 07.95, engine EJ20	22177	Joint Kit		F	ws		27	A:27/F:22/DF:22.66/O:56/Z
		MT/AT		08.95 - , engine EJ20	23975	Joint Kit		F	ws			A:27/F:30/O:56
		MT/AT		engine EJ20	26196	Boot Kit		F	ws			L:94/Ø1=23/Ø2=79
2.2 i 4WD (94 kW)	09.94 - 03.99	MT/AT		- 07.95, engine EJ22 EMPI	23933	Driveshaft	L/R	F				
		MT/AT		- 07.95, engine EJ22 EMPI	22177	Joint Kit		F	ws		27	A:27/F:22/DF:22.66/O:56/Z
		MT/AT		08.95 - , engine EJ22 EMPI	23975	Joint Kit		F	ws			A:27/F:30/O:56
		MT/AT		engine EJ22 EMPI	26196	Boot Kit		F	ws			L:94/Ø1=23/Ø2=79
2.2 i 4WD (96 kW)	06.96 - 03.99	MT/AT		engine EJ22 EMPI	22177	Joint Kit		F	ws		27	A:27/F:22/DF:22.66/O:56/Z
		MT/AT		engine EJ22 EMPI	26196	Boot Kit		F	ws			L:94/Ø1=23/Ø2=79
<b>LEGACY II STATION WAGON (BD, BG)</b>												
2.0 i (85 kW)	09.94 - 11.98	MT		- 07.95	23933	Driveshaft	L/R					
		MT/AT		- 07.95	22177	Joint Kit			ws		27	A:27/F:22/DF:22.66/O:56/Z
		MT/AT			26196	Boot Kit			ws			L:94/Ø1=23/Ø2=79
2.0 i 4WD (85 kW)	09.94 - 11.98	MT		- 07.95, engine EJ20	23933	Driveshaft	L/R	F				
		MT/AT		- 07.95, engine EJ20	22177	Joint Kit		F	ws		27	A:27/F:22/DF:22.66/O:56/Z
		MT/AT		08.95 - , engine EJ20	23975	Joint Kit		F	ws			A:27/F:30/O:56
		MT/AT		- 07.95, engine EJ20	26196	Boot Kit		F	ws			L:94/Ø1=23/Ø2=79
		MT/AT		08.95 - , engine EJ20	26120	Boot Kit		F	ws			L:101/Ø1=23/Ø2=85
2.2 i 4WD (94 kW)	09.94 - 11.98	MT		- 07.95, engine EJ22 EMPI	23933	Driveshaft	L/R	F				
		AT		- 07.95, engine EJ22 EMPI	22177	Joint Kit		F	ws		27	A:27/F:22/DF:22.66/O:56/Z
		MT/AT		08.95 - , engine EJ22 EMPI	23975	Joint Kit		F	ws			A:27/F:30/O:56
		MT/AT		- 07.95, engine EJ22 EMPI	26196	Boot Kit		F	ws			L:94/Ø1=23/Ø2=79
		MT/AT		08.95 - , engine EJ22 EMPI	26120	Boot Kit		F	ws			L:101/Ø1=23/Ø2=85
2.2 i 4WD (96 kW)	06.96 - 11.98	MT/AT		engine EJ22 EMPI	22177	Joint Kit		F	ws		27	A:27/F:22/DF:22.66/O:56/Z
		MT/AT		engine EJ22 EMPI	26196	Boot Kit		F	ws			L:94/Ø1=23/Ø2=79

		Transm.	with ABS Ring		Part-No.	Description	L Left R Right	F Front R Rear	Wheel Side	Gear Box Side	Pic. No.	Technical Specification  Further details on page I
		MT Manual AT Autom.										

( SUBARU )

( SUBARU )

LEONE I												
1300 (45 kW)	03.79 - 10.84	MT		engine EA65	22151	Joint Kit			ws		27	A:30/F:22/DF:22.65/O:52/Z
		MT		engine EA65	22160	Joint Kit			gs	33	G:22/K:23	
		MT		engine EA65	26029	Boot Kit			ws			L:90/Ø1=21/Ø2=76
		MT		engine EA65	26121	Boot Kit				gs		L:108/Ø1=23/Ø2=78
1600	01.77 - 03.79	MT			22155	Joint w. Shaft	L/R		ws		23	L:614/A:30/O:52
		MT			22150	Joint Kit			ws		27	A:30/F:22/DF:22.65/O:52/Z
		MT			26029	Boot Kit			ws			L:90/Ø1=21/Ø2=76
1600 (63 kW)	03.79 - 10.84	MT		engine EA71	22151	Joint Kit			ws		27	A:30/F:22/DF:22.65/O:52/Z
		MT		engine EA71	22160	Joint Kit			gs	33	G:22/K:23	
		MT		engine EA71	26029	Boot Kit			ws			L:90/Ø1=21/Ø2=76
		MT		engine EA71	26121	Boot Kit				gs		L:108/Ø1=23/Ø2=78
1600 4WD	01.77 - 03.79	MT			26032	Boot Kit		F	ws		L:90/Ø1=21/Ø2=76	
1600 4WD (AF3/AM3)	03.79 - 12.84	MT		engine EA71	22154	Joint Kit		F	ws		27	A:30/F:23/DF:24.56/O:52/Z
		MT		engine EA71	22168	Joint Kit		F	gs	33	G:23/K:23	
		MT		engine EA71	26032	Boot Kit		F	ws			L:90/Ø1=21/Ø2=76
		MT		engine EA71	26121	Boot Kit		F		gs		L:108/Ø1=23/Ø2=78
1800 4WD (59/60 kW)	09.80 - 10.84	MT		engine EA81	22154	Joint Kit		F	ws		27	A:30/F:23/DF:24.56/O:52/Z
		MT		engine EA81	22168	Joint Kit		F	gs	33	G:23/K:23	
		MT		engine EA81	26032	Boot Kit		F	ws			L:90/Ø1=21/Ø2=76
		MT		engine EA81	26121	Boot Kit		F		gs		L:108/Ø1=23/Ø2=78
1800 Turismo 4WD (60 kW)	09.80 - 10.84	MT		engine EA81	22154	Joint Kit		F	ws		27	A:30/F:23/DF:24.56/O:52/Z
		MT		engine EA81	22168	Joint Kit		F	gs	33	G:23/K:23	
		MT		engine EA81	26032	Boot Kit		F	ws			L:90/Ø1=21/Ø2=76
		MT		engine EA81	26121	Boot Kit		F		gs		L:108/Ø1=23/Ø2=78
LEONE I STATION WAGON												
1300 (45 kW)	03.79 - 10.84	MT		engine EA65	22151	Joint Kit			ws		27	A:30/F:22/DF:22.65/O:52/Z
		MT		engine EA65	22160	Joint Kit			gs	33	G:22/K:23	
		MT		engine EA65	26029	Boot Kit			ws			L:90/Ø1=21/Ø2=76
		MT		engine EA65	26121	Boot Kit				gs		L:108/Ø1=23/Ø2=78
1600	01.77 - 03.79	MT			22155	Joint w. Shaft	L/R		ws		23	L:614/A:30/O:52
		MT			22150	Joint Kit			ws		27	A:30/F:22/DF:22.65/O:52/Z
		MT			26029	Boot Kit			ws			L:90/Ø1=21/Ø2=76
1600 (63 kW)	03.79 - 10.84	MT		engine EA71	22151	Joint Kit			ws		27	A:30/F:22/DF:22.65/O:52/Z
		MT		engine EA71	22160	Joint Kit			gs	33	G:22/K:23	
		MT		engine EA71	26029	Boot Kit			ws			L:90/Ø1=21/Ø2=76
		MT		engine EA71	26121	Boot Kit				gs		L:108/Ø1=23/Ø2=78
1600 4WD	01.77 - 03.79	MT			26032	Boot Kit		F	ws		L:90/Ø1=21/Ø2=76	
1600 4WD (52 kW)	03.79 - 10.84	MT		engine EA71	22154	Joint Kit		F	ws		27	A:30/F:23/DF:24.56/O:52/Z
		MT		engine EA71	22168	Joint Kit		F	gs	33	G:23/K:23	
		MT		engine EA71	26032	Boot Kit		F	ws			L:90/Ø1=21/Ø2=76
		MT		engine EA71	26121	Boot Kit		F		gs		L:108/Ø1=23/Ø2=78

1600 4WD (AF3/AM3)	03.79 - 12.84	MT	engine EA71	22154	Joint Kit		F	ws		27	A:30/F:23/DF:24.56/O:52/Z	
		MT	engine EA71	22168	Joint Kit		F		gs	33	G:23/K:23	
		MT	engine EA71	26032	Boot Kit		F	ws				L:90/Ø1=21/Ø2=76
		MT	engine EA71	26121	Boot Kit		F		gs			L:108/Ø1=23/Ø2=78
1800 4WD (AM) (59 kW)	09.80 - 10.84	MT	engine EA81	22154	Joint Kit		F	ws		27	A:30/F:23/DF:24.56/O:52/Z	
		MT	engine EA81	22168	Joint Kit		F		gs	33	G:23/K:23	
		MT	engine EA81	26032	Boot Kit		F	ws				L:90/Ø1=21/Ø2=76
		MT	engine EA81	26121	Boot Kit		F		gs			L:108/Ø1=23/Ø2=78
1800 Super 4WD (AM, AJ) (60 kW)	09.80 - 10.84	MT	engine EA81	22154	Joint Kit		F	ws		27	A:30/F:23/DF:24.56/O:52/Z	
		MT	engine EA81	22168	Joint Kit		F		gs	33	G:23/K:23	
		MT	engine EA81	26032	Boot Kit		F	ws				L:90/Ø1=21/Ø2=76
		MT	engine EA81	26121	Boot Kit		F		gs			L:108/Ø1=23/Ø2=78
<b>LEONE II</b>												
1300 (48 kW)	11.84 - 09.91	MT	engine EA65	22162	Joint Kit			ws		27	A:30/F:22/DF:22.65/O:58/Z	
		MT	engine EA65	26137	Boot Kit			ws			L:91/Ø1=21/Ø2=74	
1600 (55 kW)	11.84 - 09.91	MT	engine EA71	22162	Joint Kit			ws		27	A:30/F:22/DF:22.65/O:58/Z	
		MT	engine EA71	26137	Boot Kit			ws			L:91/Ø1=21/Ø2=74	
1800 (AA4)	12.84 - 11.88	MT	engine EA81	22162	Joint Kit			ws		27	A:30/F:22/DF:22.65/O:58/Z	
		MT	engine EA81	22160	Joint Kit				gs	33	G:22/K:23	
		MT	engine EA81	26137	Boot Kit			ws			L:91/Ø1=21/Ø2=74	
		MT	engine EA81	26121	Boot Kit				gs			L:108/Ø1=23/Ø2=78
1800 4WD (66 kW)	11.84 - 12.90	MT	engine EA82	22166	Joint Kit		F	ws		27	A:30/F:23/DF:24.56/O:58/Z	
		MT	engine EA82	22168	Joint Kit		F		gs	33	G:23/K:23	
		MT	engine EA82	26138	Boot Kit		F	ws			L:94/Ø1=23/Ø2=79	
		MT	engine EA82	26121	Boot Kit		F		gs			L:108/Ø1=23/Ø2=78
1800 4WD (72/88 kW)	01.88 - 12.90	MT	engine EA82	22170	Driveshaft	L/R	F			10	L:714/A:30/K:25	
		MT	engine EA82	22164	Joint Kit		F	ws		27	A:30/F:25/DF:260/O:58/Z	
		MT	engine EA82	26120	Boot Kit		F	ws			L:101/Ø1=23/Ø2=85	
		MT	engine EA82	26157	Boot Kit		F		gs			L:107/Ø1=20/Ø2=79
1800 4WD (70 kW)	07.86 - 09.91	MT		22170	Driveshaft	L/R	F			10	L:714/A:30/K:25	
		MT		22164	Joint Kit		F	ws		27	A:30/F:25/DF:260/O:58/Z	
		MT		26120	Boot Kit		F	ws			L:101/Ø1=23/Ø2=85	
		MT		26157	Boot Kit		F		gs			L:107/Ø1=20/Ø2=79
1800 Turbo 4WD (96 kW)	03.89 - 12.90	MT	engine EA82	22170	Driveshaft	L/R	F			10	L:714/A:30/K:25	
		AT	engine EA82	22172	Driveshaft	L/R	F			10	L:714.5/A:30/K:23	
		MT/AT	engine EA82	22164	Joint Kit		F	ws		27	A:30/F:25/DF:260/O:58/Z	
		MT/AT	engine EA82	26120	Boot Kit		F	ws			L:101/Ø1=23/Ø2=85	
1800 Turbo 4WD (100 kW)	11.84 - 12.90	MT/AT	engine EA82	26157	Boot Kit		F		gs		L:107/Ø1=20/Ø2=79	
		MT	engine EA82	22170	Driveshaft	L/R	F			10	L:714/A:30/K:25	
		AT	engine EA82	22172	Driveshaft	L/R	F			10	L:714.5/A:30/K:23	
		MT/AT	engine EA82	22164	Joint Kit		F	ws		27	A:30/F:25/DF:260/O:58/Z	
		MT/AT	engine EA82	26120	Boot Kit		F	ws			L:101/Ø1=23/Ø2=85	
		MT/AT	engine EA82	26157	Boot Kit		F		gs		L:107/Ø1=20/Ø2=79	
<b>LEONE II STATION WAGON</b>												
1800 (AA4)	12.84 - 11.88	MT	engine EA81	22162	Joint Kit			ws		27	A:30/F:22/DF:22.65/O:58/Z	
		MT	engine EA81	22160	Joint Kit				gs	33	G:22/K:23	
		MT	engine EA81	26137	Boot Kit			ws			L:91/Ø1=21/Ø2=74	
		MT	engine EA81	26121	Boot Kit				gs			L:108/Ø1=23/Ø2=78

		Transm.	with ABS Ring		Part-No.	Description	L	F	Wheel Side	Gear Box Side	Pic. No.	Technical Specification  Further details on page I
		MT Manual AT Autom.					Left R Right	Front R Rear				

( SUBARU )

( SUBARU )

LEONE II STATION WAGON												
1800 4WD (66 kW)	11.84 - 12.90	MT		engine EA82	22166	Joint Kit		F	ws		27	A:30/F:23/DF:24.56/O:58/Z
		MT		engine EA82	22168	Joint Kit		F	gs		33	G:23/K:23
		MT		engine EA82	26138	Boot Kit		F	ws			L:94/Ø1=23/Ø2=79
		MT		engine EA82	26121	Boot Kit		F		gs		L:108/Ø1=23/Ø2=78
1800 4WD (72 kW)	12.86 - 07.91	MT		engine EA82	22170	Driveshaft	L/R	F			10	L:714/A:30/K:25
		MT		engine EA82	22164	Joint Kit		F	ws		27	A:30/F:25/DF:260/O:58/Z
		MT		engine EA82	26120	Boot Kit		F	ws			L:101/Ø1=23/Ø2=85
		MT		engine EA82	26157	Boot Kit		F		gs		L:107/Ø1=20/Ø2=79
1800 4WD (88 kW)	01.88 - 12.90	MT		engine EA82	22170	Driveshaft	L/R	F			10	L:714/A:30/K:25
		MT		engine EA82	22164	Joint Kit		F	ws		27	A:30/F:25/DF:260/O:58/Z
		MT		engine EA82	26120	Boot Kit		F	ws			L:101/Ø1=23/Ø2=85
		MT		engine EA82	26157	Boot Kit		F		gs		L:107/Ø1=20/Ø2=79
1800 Super 4WD (96 kW)	03.89 - 12.90	MT		engine EA82	22170	Driveshaft	L/R	F			10	L:714/A:30/K:25
		MT		engine EA82	22164	Joint Kit		F	ws		27	A:30/F:25/DF:260/O:58/Z
		MT		engine EA82	26120	Boot Kit		F	ws			L:101/Ø1=23/Ø2=85
		MT		engine EA82	26157	Boot Kit		F		gs		L:107/Ø1=20/Ø2=79
1800 Super 4WD KAT (70 kW)	07.86 - 02.92	MT			22170	Driveshaft	L/R	F			10	L:714/A:30/K:25
		MT			22164	Joint Kit		F	ws		27	A:30/F:25/DF:260/O:58/Z
		MT			26120	Boot Kit		F	ws			L:101/Ø1=23/Ø2=85
		MT			26157	Boot Kit		F		gs		L:107/Ø1=20/Ø2=79
1800 Super Turbo 4WD (100 kW)	11.84 - 12.90	MT		engine EA82	22170	Driveshaft	L/R	F			10	L:714/A:30/K:25
		MT		engine EA82	22164	Joint Kit		F	ws		27	A:30/F:25/DF:260/O:58/Z
		MT		engine EA82	26120	Boot Kit		F	ws			L:101/Ø1=23/Ø2=85
		MT		engine EA82	26157	Boot Kit		F		gs		L:107/Ø1=20/Ø2=79
LOYALE (USA)												
2WD	01.85 - 12.91	MT			22166	Joint Kit			ws		27	A:30/F:23/DF:24.56/O:58/Z
		MT			26138	Boot Kit			ws			L:94/Ø1=23/Ø2=79
4WD	01.85 - 12.91	MT			22166	Joint Kit		F	ws		27	A:30/F:23/DF:24.56/O:58/Z
		MT			26138	Boot Kit		F	ws			L:94/Ø1=23/Ø2=79
TURBO 2WD	01.89 - 12.91	MT			22164	Joint Kit			ws		27	A:30/F:25/DF:260/O:58/Z
		MT			26120	Boot Kit			ws			L:101/Ø1=23/Ø2=85
REX III / MINI JUMBO												
0.5 (28 kW)	06.89 - 07.90	MT		engine EN05	23976	Joint Kit			ws			A:24/F:18/O:50
		AT		engine EN05	22970	Joint Kit			ws			A:24/F:19/O:50
		MT/AT		engine EN05	23069	Boot Kit			ws			L:83/Ø1=19/Ø2=67
0.5 4WD (28 kW)	06.89 - 07.90	MT		engine EN05	23976	Joint Kit		F	ws			A:24/F:18/O:50
		AT		engine EN05	22970	Joint Kit		F	ws			A:24/F:19/O:50
		MT/AT		engine EN05	23069	Boot Kit			ws			L:83/Ø1=19/Ø2=67
0.5 Kompressor (45 kW)	06.89 - 07.90	MT		engine EN05	23976	Joint Kit			ws			A:24/F:18/O:50
		AT		engine EN05	22970	Joint Kit			ws			A:24/F:19/O:50

		MT/AT		engine EN05	23069	Boot Kit			ws			L:83/Ø1=19/Ø2=67
0.7 (35 kW)	07.90 - 03.92	MT		engine EN07E	23976	Joint Kit			ws			A:24/F:18/O:50
		AT		engine EN07E	22970	Joint Kit			ws			A:24/F:19/O:50
		MT/AT		engine EN07E	23069	Boot Kit			ws			L:83/Ø1=19/Ø2=67
0.7 4WD (35 kW)	07.90 - 03.92	MT		engine EN07E	23976	Joint Kit		F	ws			A:24/F:18/O:50
		AT		engine EN07E	22970	Joint Kit		F	ws			A:24/F:19/O:50
		MT/AT		engine EN07E	23069	Boot Kit		F	ws			L:83/Ø1=19/Ø2=67
0.7 Kompressor 4WD (47 kW)	07.90 - 02.92	MT		engine EN07 Super Charger	23976	Joint Kit		F	ws			A:24/F:18/O:50
		AT		engine EN07 Super Charger	22970	Joint Kit		F	ws			A:24/F:19/O:50
		MT/AT		engine EN07 Super Charger	23069	Boot Kit		F	ws			L:83/Ø1=19/Ø2=67
0.8 (31 kW)	06.89 - 03.92	MT		engine EN08	23976	Joint Kit			ws			A:24/F:18/O:50
		AT		engine EN08	22970	Joint Kit			ws			A:24/F:19/O:50
		MT/AT		engine EN08	23069	Boot Kit			ws			L:83/Ø1=19/Ø2=67

## VIVIO

660 (32 kW)	12.92 - 12.98	MT/AT			22967	Joint Kit			ws			A:24/F:18/O:50
		MT/AT			23069	Boot Kit			ws			L:83/Ø1=19/Ø2=67
660 4WD (32 kW)	03.92 - 10.95	MT/AT		engine EN07E	22967	Joint Kit		F	ws			A:24/F:18/O:50
		MT/AT		engine EN07E	23069	Boot Kit		F	ws			L:83/Ø1=19/Ø2=67

## SUZUKI

## SUZUKI

### ALTO I (CA,CB,CC,SB,SS80)

0.8 (29 kW)	06.82 - 12.85	MT/AT		engine F8B	21080	Joint Kit			ws		27	A:23/F:19/DF:20.15/O:44/Z
		MT/AT		engine F8B	23069	Boot Kit			ws			L:83/Ø1=19/Ø2=67
0.8 (CA71/CB71,72/CC71,72/SB308)	01.81 - 03.88	MT		engine F5A	21081	Joint Kit			ws		27	A:23/F:18/DF:18.42/O:44/Z
		MT		engine F5A	23069	Boot Kit			ws			L:83/Ø1=19/Ø2=67

### ALTO II (EC)




0.8 (SB308/CA) (29 kW)	01.86 - 11.93	MT		engine F8B, Japan Prod	21080	Joint Kit			ws		27	A:23/F:19/DF:20.15/O:44/Z
		MT		engine F8B, Maruti Prod	21081	Joint Kit			ws		27	A:23/F:18/DF:18.42/O:44/Z
		MT		engine F8B	23069	Boot Kit			ws			L:83/Ø1=19/Ø2=67

### ALTO III (EF)

0.8 (SB) (26 kW)	01.93 - 01.97	MT		engine F8B	21081	Joint Kit			ws		27	A:23/F:18/DF:18.42/O:44/Z
		MT		engine F8B	23069	Boot Kit			ws			L:83/Ø1=19/Ø2=67
1.0 (39 kW)	09.94 - 06.02	MT		engine G10B	21087	Joint Kit			ws		27	A:23/F:19/DF:20.30/O:49/Z
		MT		engine G10B, Maruti Prod	21031	Joint Kit			ws		27	A:23/F:20/DF:20.55/O:49/Z
		MT		engine G10B, Hungarian Prod	21030	Joint Kit			ws		27	A:23/F:20/O:49/X
		MT		engine G10B	21028	Boot Kit			ws			L:80/Ø1=19/Ø2=70

### BALENO / CULTUS / ESTEEM

1.3 (52 kW)	09.96 - 05.02	MT/AT			22936	Joint Kit			ws		27	A:25/F:19/O:49
		MT/AT	x		22937	Joint Kit			ws		27	A:25/F:19/O:49/ABS:42
		MT/AT			25513	Boot Kit			ws			L:90/Ø1=23/Ø2=73
1.3 16V (63 kW)	03.97 - 05.02	MT/AT			22936	Joint Kit			ws		27	A:25/F:19/O:49
		MT/AT	x		22937	Joint Kit			ws		27	A:25/F:19/O:49/ABS:42
		MT/AT			25513	Boot Kit			ws			L:90/Ø1=23/Ø2=73
1.3 i 16V (63 kW)	07.95 - 05.02	MT/AT		engine G13B	22936	Joint Kit			ws		27	A:25/F:19/O:49
		MT/AT	x	engine G13B	22937	Joint Kit			ws		27	A:25/F:19/O:49/ABS:42
		MT/AT		engine G13B	25513	Boot Kit			ws			L:90/Ø1=23/Ø2=73
		MT/AT		engine G13B	23254	Boot Kit				gs		L:90/Ø1=18/Ø2=55.5
1.6 i 16V (72 kW)	07.95 - 05.02	MT/AT		- 12.97, engine G16B	21007	Joint Kit			ws		27	A:25/F:21/DF:21.59/O:49/X

		Transm.	with ABS Ring		Part-No.	Description	L Left R Right	F Front R Rear	Wheel Side	Gear Box Side	Pic. No.	Technical Specification  Further details on page I
		MT Manual AT Autom.										

( SUZUKI )

( SUZUKI )

BALENO / CULTUS / ESTEEM													
1.6 i 16V (72 kW)	07.95 - 05.02	MT/AT	x	- 12.97, engine G16B	22935	Joint Kit			ws		27	A:25/F:21/O:49/ABS:42	
		MT/AT		01.98 -, engine G16B	21438	Joint Kit			ws		27	A:25/F:20/O:49/Z	
		MT/AT		- 12.97, engine G16B	25508	Boot Kit			ws				L:88/Ø1=20/Ø2=71
		MT/AT		01.98 -, engine G16B	21443	Boot Kit			ws				
1.6 i 16V 4X4 (72 kW)	07.95 - 05.02	MT/AT		- 12.97, engine G16B	21007	Joint Kit		F	ws		27	A:25/F:21/DF:21.59/O:49/X	
		MT/AT	x	- 12.97, engine G16B	22935	Joint Kit		F	ws		27	A:25/F:21/O:49/ABS:42	
		MT/AT		01.98 -, engine G16B	21438	Joint Kit		F	ws		27	A:25/F:20/O:49/Z	
		MT/AT		- 12.97, engine G16B	25508	Boot Kit		F	ws				L:88/Ø1=20/Ø2=71
		MT/AT		01.98 -, engine G16B	21443	Boot Kit		F	ws				
1.8 GT (89 kW)	03.96 - 05.02	MT/AT		engine J18A	21007	Joint Kit			ws		27	A:25/F:21/DF:21.59/O:49/X	
		MT/AT		engine J18A	25508	Boot Kit			ws			L:88/Ø1=20/Ø2=71	
1.8 i 16V (89 kW)	08.96 - 05.02	MT/AT		engine J18A	21088	Joint Kit			ws		27	A:25/F:22/DF:22.80/O:49/Z	
		MT/AT		engine J18A	25513	Boot Kit			ws			L:90/Ø1=23/Ø2=73	
		MT/AT		engine J18A	23257	Boot Kit				gs			L:87/Ø1=20/Ø2=69
CAPPUCINO													
0.7 (47 kW)	02.92 - 08.95	MT		engine F6A	21087	Joint Kit			ws		27	A:23/F:19/DF:20.30/O:49/Z	
		MT		engine F6A	25512	Boot Kit			ws			L:90/Ø1=19/Ø2=83	
IGNIS I													
1.3 (61 kW)	10.00 - 09.03	MT		engine M13A	21516	Joint Kit			ws		27	A25/F:20/O:49/Z/ABS:43	
		MT		engine M13A	21526	Boot Kit			ws			L:103/Ø1=21/Ø2=71.5	
		MT		engine M13A	23254	Boot Kit				gs			L:90/Ø1=18/Ø2=55.5
LIANA (ER)													
1.3 (66 kW)	07.01 -	MT/AT		engine M13A	22079	Boot Kit			ws			L:84/Ø1=21/Ø2=64	
		MT/AT		engine M13A	23255	Boot Kit				gs			L:75/Ø1=19/Ø2=64
MARUTI													
800	01.85 -	MT/AT		- 12.92, engine SB308	21080	Joint Kit			ws		27	A:23/F:19/DF:20.15/O:44/Z	
		MT		01.86 -	21081	Joint Kit			ws		27	A:23/F:18/DF:18.42/O:44/Z	
		MT/AT		- 12.92, engine SB308	23069	Boot Kit			ws			L:83/Ø1=19/Ø2=67	
		MT		01.86 -	23069	Boot Kit			ws				L:83/Ø1=19/Ø2=67
PLUSA (USA)													
1.6	01.88 -	MT			21088	Joint Kit			ws		27	A:25/F:22/DF:22.80/O:49/Z	
		MT			25513	Boot Kit			ws			L:90/Ø1=23/Ø2=73	
SAMURAI (SJ)													
1.0 (SJ 410) (33 kW)	11.88 -	MT		engine F10A	21089	Joint Kit			ws		27	A:26/F:19/DF:205/O:45/Z	
		MT		engine F10A	23069	Boot Kit			ws			L:83/Ø1=19/Ø2=67	
1.3 (51 kW)	01.95 -	MT		engine G13B	22934	Joint		F	ws		34	A:26/F:22/O:28	
1.3 (SJ 413) (44 kW)	11.88 -	MT		engine G13A	22934	Joint		F	ws		34	A:26/F:22/O:28	
1.3 (SJ 413) (47 kW)	11.88 -	MT		engine G13A	22934	Joint		F	ws		34	A:26/F:22/O:28	
1.3 (SJ 413) (51 kW)	11.88 -	MT		engine G13BA	22934	Joint		F	ws		34	A:26/F:22/O:28	



<b>SJ 410</b>												
1.0 (33 kW)	09.81 - 12.88	MT		engine F10A	<b>21089</b>	Joint Kit			ws		27	A:26/F:19/DF:205/O:45/Z
		MT		engine F10A	<b>23069</b>	Boot Kit			ws			L:83/Ø1=19/Ø2=67
<b>SJ 413</b>												
1.3 (44 kW)	08.86 - 08.90	MT		engine G13A	<b>22934</b>	Joint		F	ws		34	A:26/F:22/O:28
1.3 (47 kW)	09.84 - 12.88	MT		engine G13A	<b>22934</b>	Joint		F	ws		34	A:26/F:22/O:28
<b>SPLASH</b>												
1.0 12 V (48 kW)	12.07 -	MT		engine K10B	<b>24595</b>	Driveshaft	L				6	L:643/A:25/D:22
		MT		engine K10B	<b>24596</b>	Driveshaft	R				6	L:885/A:25/D:22
1.2 16 V (63 kW)	12.07 -	MT		engine K12B	<b>24595</b>	Driveshaft	L				6	L:643/A:25/D:22
		MT		engine K12B	<b>24596</b>	Driveshaft	R				6	L:885/A:25/D:22
1.3 CDTi (55 kW)	04.08 -	MT		engine D13A/Z13DTJ	<b>24597</b>	Driveshaft	L				6	L:631/A:25/D:26
		MT		engine D13A/Z13DTJ	<b>24598</b>	Driveshaft	R				5	L:614/A:25/K:22
		MT		engine D13A/Z13DTJ	<b>24643</b>	Joint Kit			ws		27	A:25/F:21/DF:21.62/Z
		MT		engine D13A/Z13DTJ, TPE boot	<b>24644</b>	Boot Kit			ws			L:115.5/Ø1=21.65/Ø2=72.5
<b>SWIFT I (AA)</b>												
1.0 (SA310, AA41/43) (37 kW)	10.83 - 03.89	MT		engine G10A	<b>21080</b>	Joint Kit			ws		27	A:23/F:19/DF:20.15/O:44/Z
		MT		engine G10A	<b>23069</b>	Boot Kit			ws			L:83/Ø1=19/Ø2=67
1.0 Turbo (SA310) (52 kW)	02.85 - 12.89	MT			<b>21080</b>	Joint Kit			ws		27	A:23/F:19/DF:20.15/O:44/Z
		MT			<b>23069</b>	Boot Kit			ws			L:83/Ø1=19/Ø2=67
1.3 (SA413, AA53) (47 kW)	08.86 - 03.89	MT		engine G13A	<b>21080</b>	Joint Kit			ws		27	A:23/F:19/DF:20.15/O:44/Z
		MT		engine G13A	<b>23069</b>	Boot Kit			ws			L:83/Ø1=19/Ø2=67
1.3 (SA413, AA51) (50 kW)	10.84 - 03.89	MT		engine G13A	<b>21080</b>	Joint Kit			ws		27	A:23/F:19/DF:20.15/O:44/Z
		MT		engine G13A	<b>23069</b>	Boot Kit			ws			L:83/Ø1=19/Ø2=67
1.3 (SA413, AA51/53) (54 kW)	10.84 - 03.89	MT		engine G13A	<b>21080</b>	Joint Kit			ws		27	A:23/F:19/DF:20.15/O:44/Z
		MT		engine G13A	<b>23069</b>	Boot Kit			ws			L:83/Ø1=19/Ø2=67
<b>SWIFT II (AH,AJ,EA)</b>												
1.0 (MA) (39 kW)	01.95 - 12.03	MT/AT		engine G10A	<b>21087</b>	Joint Kit			ws		27	A:23/F:19/DF:20.30/O:49/Z
		MT/AT		engine G10A	<b>25512</b>	Boot Kit			ws			L:90/Ø1=19/Ø2=83
1.0 (SF310, AA44) (37 kW)	03.89 - 12.03	MT		engine G10A	<b>21087</b>	Joint Kit			ws		27	A:23/F:19/DF:20.30/O:49/Z
		MT		engine G10A	<b>21085</b>	Joint Kit			gs		31	D:22/G:19
		MT		engine G10A	<b>25512</b>	Boot Kit			ws			L:90/Ø1=19/Ø2=83
		MT		engine G10A	<b>25504</b>	Boot Kit			gs			L:89/Ø1=20/Ø2=63
1.0 i (SF310, AA44) (39 kW)	09.91 - 12.03	MT		engine G10A	<b>21087</b>	Joint Kit			ws		27	A:23/F:19/DF:20.30/O:49/Z
		MT		10.96 -, engine G10, Hungarian Prod	<b>21030</b>	Joint Kit			ws		27	A:23/F:20/O:49/X
		MT		engine G10A	<b>21085</b>	Joint Kit			gs		31	D:22/G:19
		MT		engine G10A	<b>25512</b>	Boot Kit			ws			L:90/Ø1=19/Ø2=83
		MT		10.96 -, engine G10, Hungarian Prod	<b>21028</b>	Boot Kit			ws			L:80/Ø1=19/Ø2=70
		MT		engine G10A	<b>25504</b>	Boot Kit			gs			L:89/Ø1=20/Ø2=63
1.0 i (SF310, AA44) (40 kW)	03.89 - 12.91	MT		engine G10A	<b>21087</b>	Joint Kit			ws		27	A:23/F:19/DF:20.30/O:49/Z
		MT		engine G10A	<b>25512</b>	Boot Kit			ws			L:90/Ø1=19/Ø2=83
1.3 (SF413, AB35,AH35,MA) (50 kW)	03.89 - 12.03	MT/AT		engine G13A	<b>21087</b>	Joint Kit			ws		27	A:23/F:19/DF:20.30/O:49/Z
		MT		10.96 -, engine G10, Hungarian Prod	<b>21030</b>	Joint Kit			ws		27	A:23/F:20/O:49/X
		MT		engine G13A	<b>21084</b>	Joint Kit	L		gs		31	D:22/G:19
		MT/AT		engine G13A	<b>25512</b>	Boot Kit			ws			L:90/Ø1=19/Ø2=83
		MT		10.96 -, engine G10, Hungarian Prod	<b>21028</b>	Boot Kit			ws			L:80/Ø1=19/Ø2=70
		MT		engine G13A	<b>26164</b>	Boot Kit			gs			L:87/Ø1=19/Ø2=65
1.3 (SF413, AB35,AH35) (52 kW)	03.89 - 12.91	MT		engine G13A	<b>21087</b>	Joint Kit			ws		27	A:23/F:19/DF:20.30/O:49/Z
		MT		engine G13A	<b>25512</b>	Boot Kit			ws			L:90/Ø1=19/Ø2=83

		Transm.	with ABS Ring		Part-No.	Description	L	F	Wheel Side	Gear Box Side	Pic. No.	Technical Specification  Further details on page I
		MT Manual AT Autom.					Left R Right	Front R Rear				

( SUZUKI )

( SUZUKI )

SWIFT II (AH,AJ,EA)												
1.3 4 WD (SF413, AA35) (50 kW)	03.89 - 12.03	MT		engine G13A	21087	Joint Kit		F	ws		27	A:23/F:19/DF:20.30/O:49/Z
		MT		engine G13A	25512	Boot Kit		F	ws			L:90/Ø1=19/Ø2=83
1.3 4 WD (SF413, AF35) (52 kW)	10.89 - 12.91	MT		engine G13A	21087	Joint Kit		F	ws		27	A:23/F:19/DF:20.30/O:49/Z
		MT		engine G13A	25512	Boot Kit		F	ws			L:90/Ø1=19/Ø2=83
1.3 GTi (SF413, AA34) (74 kW)	03.89 - 12.03	MT/AT		engine G13B	21087	Joint Kit			ws		27	A:23/F:19/DF:20.30/O:49/Z
		AT		engine DOHC	21088	Joint Kit			ws		27	A:25/F:22/DF:22.80/O:49/Z
		AT		engine DOHC	21085	Joint Kit	L			gs	31	D:22/G:19
		AT		engine DOHC	21086	Joint Kit	R			gs		G:21/K:22
		MT/AT		engine G13B	25512	Boot Kit			ws			L:90/Ø1=19/Ø2=83
		AT		engine DOHC	25513	Boot Kit			ws			L:90/Ø1=23/Ø2=73
		AT		engine DOHC	25504	Boot Kit	L			gs		L:89/Ø1=20/Ø2=63
		AT		engine DOHC	25505	Boot Kit	R			gs		L:88/Ø1=21/Ø2=67
1.6 (SF416, AH14) (70 kW)	11.89 - 12.91	MT/AT		engine G16B	21088	Joint Kit			ws		27	A:25/F:22/DF:22.80/O:49/Z
		MT/AT		engine G16B	21090	Joint Kit			ws		27	A:23/F:22/O:49/Z
		MT/AT		engine G16B	25513	Boot Kit			ws			L:90/Ø1=23/Ø2=73
1.6 4WD (SF416, AJ14) (70 kW)	11.89 - 12.91	MT/AT		engine G16B	21088	Joint Kit		F	ws		27	A:25/F:22/DF:22.80/O:49/Z
		MT/AT		engine G16B	21090	Joint Kit		F	ws		27	A:23/F:22/O:49/Z
		MT/AT		engine G16B	25513	Boot Kit		F	ws			L:90/Ø1=23/Ø2=73
1.6 i (SF416, AH14) (68 kW)	01.90 - 12.03	MT/AT		engine G16B	21088	Joint Kit			ws		27	A:25/F:22/DF:22.80/O:49/Z
		MT/AT		engine G16B	21090	Joint Kit			ws		27	A:23/F:22/O:49/Z
		MT/AT		engine G16B	25513	Boot Kit			ws			L:90/Ø1=23/Ø2=73
1.6 i 4WD (SF416, AJ14) (68 kW)	01.90 - 12.03	MT/AT		engine G16B	21088	Joint Kit		F	ws		27	A:25/F:22/DF:22.80/O:49/Z
		MT/AT		engine G16B	21090	Joint Kit		F	ws		27	A:23/F:22/O:49/Z
		MT/AT		engine G16B	25513	Boot Kit		F	ws			L:90/Ø1=23/Ø2=73
SWIFT III												
1.0 (39-43 kW)	10.96 -	MT		engine G10, Hungarian Prod	20159	Driveshaft	L				6	L:700/A:23/D:22
		MT		engine G10, Hungarian Prod	20160	Driveshaft	R				6	L:790/A:23/D:22
		MT		engine G10, Hungarian Prod	21030	Joint Kit			ws		27	A:23/F:20/O:49/X
		MT		Maruti Prod	21031	Joint Kit			ws		27	A:23/F:20/DF:20.55/O:49/Z
		MT			21028	Boot Kit			ws			L:80/Ø1=19/Ø2=70
1.3 (50/52/60 kW)	10.96 -	MT		engine G13B, Hungarian Prod	20161	Driveshaft	L				6	L:628/A:23/D:22
		MT		engine G13B, Hungarian Prod	20162	Driveshaft	R				5	L:628/A:23/K:22
		MT		engine G13B, Hungarian Prod	21030	Joint Kit			ws		27	A:23/F:20/O:49/X
		MT		Maruti Prod	21031	Joint Kit			ws		27	A:23/F:20/DF:20.55/O:49/Z
		MT			21028	Boot Kit			ws			L:80/Ø1=19/Ø2=70
SWIFT CONVERTIBLE (SF413)												
1.3 (SF413, AK35) (50 kW)	09.91 - 10.96	MT/AT		engine G13B	21087	Joint Kit			ws		27	A:23/F:19/DF:20.30/O:49/Z
		MT/AT		engine G13B	25512	Boot Kit			ws			L:90/Ø1=19/Ø2=83
VITARA (ET,TA)												
1.6 (ET) (60 kW)	07.88 - 12.91	MT		engine G16A	21082	Joint Kit			ws		27	A:26/F:22/DF:22.65/O:48/Z

		MT		engine G16A	26273	Boot Kit			ws			L:86/Ø1=23/Ø2=74
1.6 (TA) (59 kW)	07.88 - 01.95	MT		engine G16A	21082	Joint Kit			ws		27	A:26/F:22/DF:22.65/O:48/Z
		MT		engine G16A	26273	Boot Kit			ws			L:86/Ø1=23/Ø2=74
1.6 16V (ET) (71 kW)	07.90 - 03.99	MT		05.94 - , engine G16B	21082	Joint Kit		F	ws		27	A:26/F:22/DF:22.65/O:48/Z
		MT		engine G16B	22721	Boot Kit		F/R	ws			L:94/Ø1=23/Ø2=75
		MT		engine G16B	23256	Boot Kit		F/R		gs		L:83/Ø1=20/Ø2=74
1.9 D (ET) (50 kW)	01.95 - 03.98	MT		engine XUD9A	23977	Joint Kit		F	ws			A:26/F:29/O:48
		MT		engine XUD9A	26273	Boot Kit		F	ws			L:86/Ø1=23/Ø2=74
1.9 D (ET) (55 kW)	08.96 - 03.99	MT			23977	Joint Kit		F	ws			A:26/F:29/O:48
		MT			26273	Boot Kit		F	ws			L:86/Ø1=23/Ø2=74
2.0 16V (ET) (97 kW)	12.96 - 03.99	MT			23977	Joint Kit		F	ws			A:26/F:29/O:48
		MT			26273	Boot Kit		F	ws			L:86/Ø1=23/Ø2=74
2.0 TD (ET) (52 kW)	12.94 - 03.98	MT		engine RF	23977	Joint Kit		F	ws			A:26/F:29/O:48
		MT		engine RF	26273	Boot Kit		F	ws			L:86/Ø1=23/Ø2=74
2.0 TD Intercooler (ET) (64 kW)	12.95 - 03.98	MT		engine RF	23977	Joint Kit		F	ws			A:26/F:29/O:48
		MT		engine RF	26273	Boot Kit		F	ws			L:86/Ø1=23/Ø2=74
2.0 V6 24V (ET) (100 kW)	12.94 - 03.98	MT		engine H20A	23977	Joint Kit		F	ws			A:26/F:29/O:48
		MT		engine H20A	26273	Boot Kit		F	ws			L:86/Ø1=23/Ø2=74
2.5 V6 24V (FT) (118 kW)	12.95 - 03.98	MT			23977	Joint Kit		F	ws			A:26/F:29/O:48
		MT			26273	Boot Kit		F	ws			L:86/Ø1=23/Ø2=74

#### GRAND VITARA (FT,GT)

2.0 (94 kW)	03.98 -	MT		engine J20A	22988	Boot Kit		F/R	ws			L:88/Ø1=21/Ø2=74
2.5 V6 24V (106 kW)	04.98 -	MT		engine H25A	22148	Boot Kit		F/R	ws			L:94/Ø1=23/Ø2=84
		MT		engine H25A	23188	Boot Kit		F/R		gs		L:90/Ø1=24/Ø2=76

#### WAGON R+ (EM)

1.0 (48 kW)	02.98 - 05.00	MT/AT			23978	Joint Kit			ws		27	A:23/F:19/O:44
		MT/AT			22987	Boot Kit	L		ws			L:89/Ø1=19/Ø2=66
		MT/AT			22720	Boot Kit	R		ws			L:84/Ø1=21/Ø2=64
		MT/AT			23209	Boot Kit				gs		L:84/Ø1=21/Ø2=64
1.2 (51 kW)	02.98 - 05.00	MT/AT			22968	Joint Kit			ws			
1.2 4WD (51 kW)	02.98 - 05.00	MT/AT			22968	Joint Kit		F	ws			

#### WAGON R+ (MM)

1.3 (56 kW)	05.00 -	MT/AT		engine G13B, TPE boot	22288	Boot Kit	L		ws			L:103/Ø1=20/Ø2=70
		MT/AT		engine G13B	22282	Boot Kit	R			gs		L:84/Ø1=18/Ø2=59

#### X-90 (EL)

1.6 i 16V 4X4 (71 kW)	09.95 -	MT/AT		engine G16B	22989	Boot Kit		F/R	ws			L:90/Ø1=20/Ø2=70
		MT/AT		engine G16B	23257	Boot Kit		F/R		gs		L:87/Ø1=20/Ø2=69

### TOYOTA

### TOYOTA

#### 4 RUNNER

2.4 (82 kW)	08.87 - 03.96	MT		engine 22REC	23972	Joint Kit		F	ws			A:26/F:27/O:60
2.7 i (112 kW)	11.95 -	MT		engine 3RZ-FE	23972	Joint Kit		F	ws			A:26/F:27/O:60
3.0 Turbo-D (KZN 130) (92 kW)	10.93 - 03.96	MT		engine 1KZ-T	23972	Joint Kit			ws			A:26/F:27/O:60
3.0 V6 (VZN 130) (105 kW)	07.90 - 11.95	MT		engine 3VZ-E	23972	Joint Kit			ws			A:26/F:27/O:60
3.4 i (136 kW)	11.95 -	MT		engine 5VZ-FE	23972	Joint Kit		F	ws			A:26/F:27/O:60

#### AURIS

1.4 D-4D (66 kW)	03.07 -	MT			24678	Driveshaft	L				7	L:665/A:26/D:20
		MT			24679	Driveshaft	R				7	L:945/A:26/D:20

		Transm.	with ABS Ring		Part-No.	Description	L	F	Wheel Side	Gear Box Side	Pic. No.	Technical Specification  Further details on page I
		MT Manual AT Autom.					Left R Right	Front R Rear				

## ( TOYOTA )

## ( TOYOTA )

AURIS												
1.33 Dual-VVTi (74 kW)	05.09 -	MT		sequential transmission	24676	Driveshaft	L				7	L:665/A:26/D:23
		MT		sequential transmission	24677	Driveshaft	R				7	L:945/A:26/D:23
1.4 VVTi (71 kW)	03.07 -	MT		sequential transmission	24676	Driveshaft	L				7	L:665/A:26/D:23
		MT		sequential transmission	24677	Driveshaft	R				7	L:945/A:26/D:23
1.6 (97 kW)	05.09 -	MT		sequential transmission	24676	Driveshaft	L				7	L:665/A:26/D:23
		MT		sequential transmission	24677	Driveshaft	R				7	L:945/A:26/D:23
1.6 VVTi (91 kW)	03.07 -	MT		sequential transmission	24676	Driveshaft	L				7	L:665/A:26/D:23
		MT		sequential transmission	24677	Driveshaft	R				7	L:945/A:26/D:23
AVENSIS / AVENSIS STATION WAGON (_T22_)												
1.6 (74/81 kW)	09.97 - 10.00	MT/AT	x	engine 4A-FE	24554	Joint Kit			ws		27	A:26/F:22/DF:22.64/O:56/Z/ABS:48
		MT/AT	x	engine 4A-FE, TPE boot	24555	Boot Kit			ws			L:118/Ø1=21.8/Ø2=77.6
		MT		engine 4A-FE	23216	Boot Kit				gs		L:84/Ø1=19/Ø2=60
1.6 VVT-i (81 kW)	10.00 - 02.03	MT/AT	x	engine 3ZZ-FE	24554	Joint Kit			ws		27	A:26/F:22/DF:22.64/O:56/Z/ABS:48
		MT/AT	x	engine 3ZZ-FE, TPE boot	24555	Boot Kit			ws			L:118/Ø1=21.8/Ø2=77.6
1.8 (81 kW)	09.97 - 10.00	MT	x	engine 7A-FE	21843	Joint Kit			ws		27	A:26/F:23/O:56/Z/ABS:48
		MT/AT	x	01.99 -, engine 7A-FE	24554	Joint Kit			ws		27	A:26/F:22/DF:22.64/O:56/Z/ABS:48
		MT/AT		engine 7A-FE, TPE boot	24555	Boot Kit			ws			L:118/Ø1=21.8/Ø2=77.6
		MT		engine 7A-FE	23216	Boot Kit				gs		L:84/Ø1=19/Ø2=60
1.8 VVT-i (95 kW)	10.00 - 02.03	MT		engine 1ZZ-FE, TPE boot	23147	Boot Kit			ws			L:120/Ø1=24/Ø2=80
		MT		engine 1ZZ-FE	23259	Boot Kit				gs		L:87/Ø1=22/Ø2=69
2.0 (94 kW)	09.97 - 10.00	MT	x	engine 3S-FE	21843	Joint Kit			ws		27	A:26/F:23/O:56/Z/ABS:48
		MT		engine 3S-FE, TPE boot	21844	Boot Kit			ws			L:120/Ø1=24/Ø2=80
		MT		engine 3S-FE	23216	Boot Kit				gs		L:84/Ø1=19/Ø2=60
2.0 D-4D (CDT220_) (81 kW)	10.99 - 02.03	MT	x	engine 1CD-FTV	21297	Joint Kit			ws		27	A:26/F:24/O:56/Z/ABS:48
		MT		engine 1CD-FTV, TPE boot	21298	Boot Kit			ws			L:122/Ø1=25/Ø2=84
2.0 TD (66 kW)	09.97 - 02.03	MT/AT	x	engine 2C-TE	24554	Joint Kit			ws		27	A:26/F:22/DF:22.64/O:56/Z/ABS:48
		MT/AT		engine 2C-TE, TPE boot	24555	Boot Kit			ws			L:118/Ø1=21.8/Ø2=77.6
2.0 VVT-i (110 kW)	10.00 - 02.03	MT		engine 1AZ-FSE, TPE boot	23167	Boot Kit			ws			L:120/Ø1=24.5/Ø2=83
		MT		engine 1AZ-FSE	23221	Boot Kit				gs		L:92/Ø1=21.5/Ø2=80.5
AVENSIS / AVENSIS STATION WAGON (T25)												
1.8 (95 kW)	04.03 -	MT		engine 1ZZ-FE, TPE boot	23147	Boot Kit			ws			L:120/Ø1=24/Ø2=80
		MT		engine 1ZZ-FE	23234	Boot Kit				gs		L:86/Ø1=21/Ø2=67
2.0 (108 kW)	04.03 -	MT		engine 1AZ-FSE, TPE boot	23148	Boot Kit			ws			L:115/Ø1=26/Ø2=87
		MT		engine 1AZ-FSE	23261	Boot Kit				gs		L:95/Ø1=25/Ø2=70
2.0 D-4D (85 kW)	04.03 -	MT		engine 1CD-FTV, TPE boot	23148	Boot Kit			ws			L:115/Ø1=26/Ø2=87
		MT		engine 1CD-FTV	23261	Boot Kit				gs		L:95/Ø1=25/Ø2=70
AVENSIS VERSO												
1.3 (62 kW)	01.03 -	MT		engine 2NZ-FE, TPE boot	23168	Boot Kit			ws			L:105/Ø1=24/Ø2=81
1.4 D-4D (55 kW)	12.01 -	MT		engine 1ND-TV, TPE boot	23168	Boot Kit			ws			L:105/Ø1=24/Ø2=81
2.0 D-4D (85 kW)	08.01 -	MT	x	engine 1CD-FTV	21297	Joint Kit			ws		27	A:26/F:24/O:56/Z/ABS:48

		MT		engine 1CD-FTV, TPE boot	21298	Boot Kit			ws			L:122/Ø1=25/Ø2=84
<b>AYGO</b>												
1.0 (50 kW)	07.05 -	MT		engine 1KR-FE	24511	Driveshaft	L				13	L:649/A:24/D:23
		MT		engine 1KR-FE	24512	Driveshaft	R				13	L:839/A:24/D:23
		MT		engine 1KR-FE	24895	Joint Kit			ws		27	A:24/F:19/O:49.4/X
		MT		engine 1KR-FE, TPE boot	24896	Boot Kit			ws			L:96/Ø1=21.5/Ø2=67
1.4 HDi (40 kW)	07.05 -	MT		engine DV4D	24513	Driveshaft	L				13	L:594/A:24/D:23
		MT		engine DV4D	24514	Driveshaft	R				13	L:898/A:24/D:23
<b>CAMRY</b>												
1.8 (66 kW)	02.83 - 10.86	MT/AT		engine 1S-L	23926	Driveshaft	L/R					
		MT		engine 1S-L	22307	Joint Kit			ws		27	A:26/F:24/DF:23.30/O:56/X
		MT		engine 1S-L	26050	Boot Kit			ws			L:93/Ø1=26/Ø2=81
1.8 i (SV20_) (66 kW)	10.86 - 08.88	MT		engine 1S-L	22307	Joint Kit			ws		27	A:26/F:24/DF:23.30/O:56/X
		MT		engine 1S-L	26050	Boot Kit			ws			L:93/Ø1=26/Ø2=81
1.8 Turbo-D (54 kW)	11.83 - 01.88	MT		engine 1C-TL	23926	Driveshaft	L/R					
		MT		engine 1C-TL	22307	Joint Kit			ws		27	A:26/F:24/DF:23.30/O:56/X
		MT		engine 1C-TL	26050	Boot Kit			ws			L:93/Ø1=26/Ø2=81
1.8 Turbo-D (CV10)	12.83 - 10.85	MT		engine 1C-T	23926	Driveshaft	L/R					
		MT		engine 1C-T	22307	Joint Kit			ws		27	A:26/F:24/DF:23.30/O:56/X
		MT		engine 1C-T	26050	Boot Kit			ws			L:93/Ø1=26/Ø2=81
2.0 (73 kW)	04.86 - 01.88	MT/AT		engine 2S-E	23926	Driveshaft	L/R					
		MT		engine 2S-E	22307	Joint Kit			ws		27	A:26/F:24/DF:23.30/O:56/X
		MT		engine 2S-E	26050	Boot Kit			ws			L:93/Ø1=26/Ø2=81
2.0 (SV21_, SV25_) (94 kW)	11.86 - 05.91	MT/AT		engine 3S-FE	23926	Driveshaft	L/R					
		MT		engine 3S-FE	22307	Joint Kit			ws		27	A:26/F:24/DF:23.30/O:56/X
		MT		engine 3S-FE	26050	Boot Kit			ws			L:93/Ø1=26/Ø2=81
2.0 GLI (79 kW)	03.83 - 10.86	MT/AT		engine 2S-EL	23926	Driveshaft	L/R					
		MT		engine 2S-EL	22307	Joint Kit			ws		27	A:26/F:24/DF:23.30/O:56/X
		MT		engine 2S-EL	26050	Boot Kit			ws			L:93/Ø1=26/Ø2=81
2.0 Gli 16V (SV21_, SV25_) (89 kW)	11.86 - 05.91	MT/AT		engine 3S-FE	23926	Driveshaft	L/R					
		MT		engine 3S-FE	22307	Joint Kit			ws		27	A:26/F:24/DF:23.30/O:56/X
		MT		engine 3S-FE	26050	Boot Kit			ws			L:93/Ø1=26/Ø2=81
2.0 Turbo-D (CV20_) (62 kW)	11.86 - 05.91	MT/AT		- 08.88, engine 2C-T	23926	Driveshaft	L/R					
		MT/AT		engine 2C-T	22307	Joint Kit			ws		27	A:26/F:24/DF:23.30/O:56/X
		MT/AT		engine 2C-T	26050	Boot Kit			ws			L:93/Ø1=26/Ø2=81
2.0 Turbo-D (CV20_) (63 kW)	11.88 - 05.91	MT/AT		engine 2C-T	22307	Joint Kit			ws		27	A:26/F:24/DF:23.30/O:56/X
		MT/AT		engine 2C-T	26050	Boot Kit			ws			L:93/Ø1=26/Ø2=81
2.2 (SXV10) (100 kW)	06.91 - 08.96	MT		engine 5S-FE, Japan Prod	20136	Joint Kit			ws		27	A:26/F:27/DF:25.90/O:56/X
		MT	x	engine 5S-FE, Japan Prod	23973	Joint Kit			ws			A:26/F:27/O:56/ABS:48
		MT	x	engine 5S-FE, USA Prod	20179	Joint Kit			ws		27	A:26/F:32/O:56/X/ABS:48
		MT		engine 5S-FE	21137	Boot Kit			ws			L:89/Ø1=24/Ø2=85
2.2 (SXV20_) (96 kW)	08.96 - 11.01	MT		engine 5S-FE	20136	Joint Kit			ws		27	A:26/F:27/DF:25.90/O:56/X
		MT		engine 5S-FE	21137	Boot Kit			ws			L:89/Ø1=24/Ø2=85
3.0 (VCV10) (138 kW)	06.91 - 08.96	MT/AT		engine 3VZ-FE, Japan Prod	23969	Joint Kit			ws			A:30/F:27/O:56
		MT/AT	x	engine 3VZ-FE, USA Prod	20180	Joint Kit			ws			A:30/F:27/O:56/X/ABS:48
		MT/AT	x	engine 3VZ-FE, USA Prod	20178	Joint Kit			ws		27	A:30/F:34/DF:26.40/O:56/X/ABS:48
		MT/AT		engine 3VZ-FE	20177	Boot Kit			ws			L:97/Ø1=26/Ø2=89
4-CYL. (USA)	01.88 - 12.91	AT			21155	Joint Kit			ws		27	A:26/F:30/O:56/X
		AT			21156	Boot Kit			ws			

		Transm. <b>MT</b> Manual <b>AT</b> Autom.	with ABS Ring		<b>Part-No.</b>	<b>Description</b>	<b>L</b> Left <b>R</b> Right	<b>F</b> Front <b>R</b> Rear	<b>Wheel</b> <b>Side</b>	<b>Gear</b> <b>Box</b> <b>Side</b>	<b>Pic.</b> <b>No.</b>	<b>Technical Specification</b>  Further details on page I
---	---	---	---------------------	--	-----------------	--------------------	---------------------------------------	---------------------------------------	-----------------------------	--	---------------------------	---

( TOYOTA )

( TOYOTA )

<b>CAMRY STATION WAGON</b>												
1.8 (SV20)	01.87 - 03.89	MT		engine 1S	<b>22307</b>	Joint Kit			ws		27	A:26/F:24/DF:23.30/O:56/X
		MT		engine 1S	<b>26050</b>	Boot Kit			ws			L:93/Ø1=26/Ø2=81
1.8 (SV20_) (66 kW)	11.86 - 08.88	MT			<b>22307</b>	Joint Kit			ws		27	A:26/F:24/DF:23.30/O:56/X
		MT			<b>26050</b>	Boot Kit			ws			L:93/Ø1=26/Ø2=81
2.0 (SV21_) (94 kW)	11.86 - 05.91	MT		engine 3S-FE	<b>22307</b>	Joint Kit			ws		27	A:26/F:24/DF:23.30/O:56/X
		MT		engine 3S-FE	<b>26050</b>	Boot Kit			ws			L:93/Ø1=26/Ø2=81
2.0 GLi 16V (SV21_) (89 kW)	11.86 - 05.91	MT		engine 3S-FE	<b>22307</b>	Joint Kit			ws		27	A:26/F:24/DF:23.30/O:56/X
		MT		engine 3S-FE	<b>26050</b>	Boot Kit			ws			L:93/Ø1=26/Ø2=81
2.0 Turbo-D (CV20_) (62 kW)	11.86 - 05.91	MT		engine 2C-T	<b>22307</b>	Joint Kit			ws		27	A:26/F:24/DF:23.30/O:56/X
		MT		engine 2C-T	<b>26050</b>	Boot Kit			ws			L:93/Ø1=26/Ø2=81
2.0 Turbo-D (CV20_) (63 kW)	11.88 - 05.91	MT/AT		engine 2C-T	<b>22307</b>	Joint Kit			ws		27	A:26/F:24/DF:23.30/O:56/X
		MT/AT		engine 2C-T	<b>26050</b>	Boot Kit			ws			L:93/Ø1=26/Ø2=81
2.2 (SXV10) (100 kW)	03.92 - 07.96	MT		engine 5S-FE, Japan Prod	<b>20136</b>	Joint Kit			ws		27	A:26/F:27/DF:25.90/O:56/X
		MT	x	engine 5S-FE, Japan Prod	<b>23973</b>	Joint Kit			ws			A:26/F:27/O:56/ABS:48
		MT	x	engine 5S-FE, USA Prod	<b>20179</b>	Joint Kit			ws		27	A:26/F:32/O:56/X/ABS:48
		MT		engine 5S-FE	<b>21137</b>	Boot Kit			ws			L:89/Ø1=24/Ø2=85
3.0 (VCV10) (138 kW)	03.92 - 07.96	MT/AT		engine 3VZ-FE, Japan Prod	<b>23969</b>	Joint Kit			ws			A:30/F:27/O:56
		MT/AT	x	engine 3VZ-FE, USA Prod	<b>20180</b>	Joint Kit			ws			A:30/F:27/O:56/X/ABS:48
		MT/AT	x	engine 3VZ-FE, USA Prod	<b>20178</b>	Joint Kit			ws		27	A:30/F:34/DF:26.40/O:56/X/ABS:48
<b>CARINA II (T15,T17)</b>												
1.6 (AT151) (55 kW)	10.83 - 11.87	MT		engine 4A-LC	<b>22306</b>	Joint Kit			ws		27	A:26/F:23/DF:22.80/O:56/X
		MT		engine 4A-LC	<b>26051</b>	Boot Kit			ws			L:84/Ø1=23/Ø2=82
1.6 (AT151) (62/63 kW)	10.83 - 11.87	MT		engine 4A-L	<b>22306</b>	Joint Kit			ws		27	A:26/F:23/DF:22.80/O:56/X
		MT		engine 4A-L	<b>26051</b>	Boot Kit			ws			L:84/Ø1=23/Ø2=82
1.6 (AT171) (66 kW)	12.87 - 08.90	MT		engine 4A-F	<b>22311</b>	Joint Kit			ws		27	A:26/F:23/DF:22.80/O:56/X
		MT	x	engine 4A-F	<b>23971</b>	Joint Kit			ws		27	A:26/F:23/DF:22.80/O:56/X/ABS:48
		MT		engine 4A-F	<b>26051</b>	Boot Kit			ws			L:84/Ø1=23/Ø2=82
1.6 (AT171) (72/75 kW)	12.87 - 03.92	MT		engine 4A-FE	<b>22311</b>	Joint Kit			ws		27	A:26/F:23/DF:22.80/O:56/X
		MT	x	engine 4A-FE	<b>23971</b>	Joint Kit			ws		27	A:26/F:23/DF:22.80/O:56/X/ABS:48
		MT		engine 4A-FE	<b>26051</b>	Boot Kit			ws			L:84/Ø1=23/Ø2=82
1.8 GLI (ST150) (74 kW)	10.83 - 11.87	MT		engine 1S-EL	<b>22307</b>	Joint Kit			ws		27	A:26/F:24/DF:23.30/O:56/X
		MT		engine 1S-EL	<b>26050</b>	Boot Kit			ws			L:93/Ø1=26/Ø2=81
2.0 (AT160/AT162)	12.87 - 03.92	MT		engine 3S-GELU/3S-FE	<b>22313</b>	Joint Kit			ws		27	A:26/F:25/DF:25.85/O:56/X
		MT		engine 3S-GELU/3S-FE	<b>26050</b>	Boot Kit			ws			L:93/Ø1=26/Ø2=81
2.0 (AT163)	12.87 - 03.92	MT		engine 3S-GELU/3S-FE	<b>22313</b>	Joint Kit			ws		27	A:26/F:25/DF:25.85/O:56/X
		MT		engine 3S-GELU/3S-FE	<b>26050</b>	Boot Kit			ws			L:93/Ø1=26/Ø2=81
2.0 D (50 kW)	02.84 - 05.88	MT		engine 2C-L	<b>22307</b>	Joint Kit			ws		27	A:26/F:24/DF:23.30/O:56/X
		MT		engine 2C-L	<b>26050</b>	Boot Kit			ws			L:93/Ø1=26/Ø2=81
2.0 D (54 kW)	03.88 - 06.93	MT		engine 2C	<b>22307</b>	Joint Kit			ws		27	A:26/F:24/DF:23.30/O:56/X
		MT		engine 2C	<b>26050</b>	Boot Kit			ws			L:93/Ø1=26/Ø2=81
2.0 D (CT150) (51 kW)	12.85 - 11.87	MT		engine 2C-L	<b>22307</b>	Joint Kit			ws		27	A:26/F:24/DF:23.30/O:56/X

		MT		engine 2C-L	26050	Boot Kit			ws			L:93/Ø1=26/Ø2=81
2.0 GLi (ST171) (89 kW)	12.87 - 03.92	MT		engine 3S-FE	23927	Driveshaft	L					
		MT		engine 3S-FE	20981	Joint Kit			ws		27	A:26/F:24/O:56/X
		MT		engine 3S-FE	26050	Boot Kit			ws			L:93/Ø1=26/Ø2=81
<b>CARINA II STATION WAGON (T17)</b>												
1.6 (AT171) (66 kW)	12.87 - 12.89	MT		engine 4A-F	22311	Joint Kit			ws		27	A:26/F:23/DF:22.80/O:56/X
		MT	x	engine 4A-F	23971	Joint Kit			ws		27	A:26/F:23/DF:22.80/O:56/X/ABS:48
		MT		engine 4A-F	26051	Boot Kit			ws			L:84/Ø1=23/Ø2=82
1.6 (AT171) (72/75 kW)	12.87 - 03.92	MT		engine 4A-FE	22311	Joint Kit			ws		27	A:26/F:23/DF:22.80/O:56/X
		MT	x	engine 4A-FE	23971	Joint Kit			ws		27	A:26/F:23/DF:22.80/O:56/X/ABS:48
		MT		engine 4A-FE	26051	Boot Kit			ws			L:84/Ø1=23/Ø2=82
2.0 D (CT170) (54 kW)	12.87 - 01.92	MT		engine 2C	22307	Joint Kit			ws		27	A:26/F:24/DF:23.30/O:56/X
		MT		engine 2C	26050	Boot Kit			ws			L:93/Ø1=26/Ø2=81
<b>CARINA E (T19)</b>												
1.6/1.6 i/1.6 16V/1.6 GLi (AT190) (79-85 kW)	04.92 - 09.97	MT/AT	x	engine 4A-FE	20115	Joint w. Shaft	R		ws		23	A:26/ABS:48
		MT/AT		engine 4A-FE	22311	Joint Kit			ws		27	A:26/F:23/DF:22.80/O:56/X
		MT/AT	x	engine 4A-FE	23971	Joint Kit			ws		27	A:26/F:23/DF:22.80/O:56/X/ABS:48
		MT/AT		engine 4A-FE	26051	Boot Kit			ws			L:84/Ø1=23/Ø2=82
1.8/1.8 i /1.8 i 16V (AT191) (79 kW)	01.95 - 09.97	MT/AT	x	engine 7A-FE	20115	Joint w. Shaft	R		ws		23	A:26/ABS:48
		MT/AT		engine 7A-FE	22311	Joint Kit			ws		27	A:26/F:23/DF:22.80/O:56/X
		MT/AT	x	engine 7A-FE	23971	Joint Kit			ws		27	A:26/F:23/DF:22.80/O:56/X/ABS:48
		MT/AT		engine 7A-FE	26051	Boot Kit			ws			L:84/Ø1=23/Ø2=82
2.0/2.0 i/2.0 GLi (ST191) (93/98 kW)	04.92 - 09.97	MT/AT		engine 3S-FE	22307	Joint Kit			ws		27	A:26/F:24/DF:23.30/O:56/X
		MT/AT	x	engine 3S-FE	23970	Joint Kit			ws			A:26/F:24/O:56/ABS:48
		MT/AT		engine 3S-FE	26050	Boot Kit			ws			L:93/Ø1=26/Ø2=81
		MT/AT		engine 3S-FE	23220	Boot Kit				gs		L:93/Ø1=22/Ø2=69
2.0 D (CT190) (54 kW)	04.92 - 01.96	MT/AT	x	engine 2C	20132	Driveshaft	L				13	L:645/A:26/D:20/ABS:48
		MT/AT	x	engine 2C	20133	Driveshaft	R				13	L:955/A:26/D:20/ABS:48
		MT/AT		engine 2C	22307	Joint Kit			ws		27	A:26/F:24/DF:23.30/O:56/X
		MT/AT	x	engine 2C	23970	Joint Kit			ws			A:26/F:24/O:56/ABS:48
		MT/AT		engine 2C	26050	Boot Kit			ws			L:93/Ø1=26/Ø2=81
2.0 TD (CT190) (61 kW)	01.96 - 09.97	MT/AT	x	engine 2C-T	20132	Driveshaft	L				13	L:645/A:26/D:20/ABS:48
		MT/AT	x	engine 2C-T	20133	Driveshaft	R				13	L:955/A:26/D:20/ABS:48
		MT/AT		engine 2C-T	22307	Joint Kit			ws		27	A:26/F:24/DF:23.30/O:56/X
		MT/AT	x	engine 2C-T	23970	Joint Kit			ws			A:26/F:24/O:56/ABS:48
		MT/AT		engine 2C-T	26050	Boot Kit			ws			L:93/Ø1=26/Ø2=81
<b>CELICA (T16,T18,RA6)</b>												
1.6 (63 kW)	04.86 - 02.90	MT		engine 4A-L	22311	Joint Kit	R		ws		27	A:26/F:23/DF:22.80/O:56/X
		MT	x	engine 4A-L	23971	Joint Kit	R		ws		27	A:26/F:23/DF:22.80/O:56/X/ABS:48
		MT		engine 4A-L	26051	Boot Kit	R		ws			L:84/Ø1=23/Ø2=82
1.6 (91 kW)	12.83 - 10.86	MT		engine 4A-GE	22306	Joint Kit			ws		27	A:26/F:23/DF:22.80/O:56/X
		MT		engine 4A-GE	26051	Boot Kit			ws			L:84/Ø1=23/Ø2=82
1.6 GT (85 kW)	08.87 - 08.89	MT		engine 4A-GELC	22307	Joint Kit			ws		27	A:26/F:24/DF:23.30/O:56/X
		MT		engine 4A-GELC	26050	Boot Kit			ws			L:93/Ø1=26/Ø2=81
1.6 GT 16V (91 kW)	09.85 - 08.89	MT		engine 4A-GEL	22307	Joint Kit	L		ws		27	A:26/F:24/DF:23.30/O:56/X
		MT		engine 4A-GEL	22311	Joint Kit	R		ws		27	A:26/F:23/DF:22.80/O:56/X
		MT	x	engine 4A-GEL	23971	Joint Kit	R		ws		27	A:26/F:23/DF:22.80/O:56/X/ABS:48
		MT		engine 4A-GEL	26050	Boot Kit	L		ws			L:93/Ø1=26/Ø2=81

		Transm.	with ABS Ring		Part-No.	Description	L	F	Wheel Side	Gear Box Side	Pic. No.	Technical Specification  Further details on page I
		MT Manual AT Autom.					Left R	Front R				

( TOYOTA )

( TOYOTA )

CELICA (T16,T18,RA6)													
1.6 GT 16V (91 kW)	09.85 - 08.89	MT		engine 4A-GEL	26051	Boot Kit	R		ws			L:84/Ø1=23/Ø2=82	
1.6 STI (AT180) (77 kW)	10.89 - 01.94	MT		engine 4A-FE	22311	Joint Kit			ws		27	A:26/F:23/DF:22.80/O:56/X	
		MT	x	engine 4A-FE	23971	Joint Kit			ws		27	A:26/F:23/DF:22.80/O:56/X/ABS:48	
		MT		engine 4A-FE	26051	Boot Kit			ws				L:84/Ø1=23/Ø2=82
2.0 (110 kW)	01.87 - 08.90	MT		engine 3S-GEL	23927	Driveshaft	L						
		MT		engine 3S-GEL	22313	Joint Kit			ws		27	A:26/F:25/DF:25.85/O:56/X	
		MT		engine 3S-GEL	26050	Boot Kit			ws				L:93/Ø1=26/Ø2=81
2.0 (AT163)	12.87 - 03.92	MT			22313	Joint Kit			ws		27	A:26/F:25/DF:25.85/O:56/X	
		MT			26050	Boot Kit			ws			L:93/Ø1=26/Ø2=81	
2.0 GT (103 kW)	09.85 - 08.89	MT		engine 3S-GELC	23927	Driveshaft	L						
		MT		engine 3S-GELC	22313	Joint Kit			ws		27	A:26/F:25/DF:25.85/O:56/X	
		MT		engine 3S-GELC	26050	Boot Kit			ws				L:93/Ø1=26/Ø2=81
2.0 GT (110 kW)	08.85 - 08.89	MT		engine 3S-GEL	23927	Driveshaft	L						
		MT		engine 3S-GEL	22313	Joint Kit			ws		27	A:26/F:25/DF:25.85/O:56/X	
		MT		engine 3S-GEL	26050	Boot Kit			ws				L:93/Ø1=26/Ø2=81
2.0 GT (ST162) (103 kW)	03.88 - 08.90	MT		engine 3S-GELC	23927	Driveshaft	L						
		MT		engine 3S-GELC	22313	Joint Kit			ws		27	A:26/F:25/DF:25.85/O:56/X	
		MT		engine 3S-GELC	26050	Boot Kit			ws				L:93/Ø1=26/Ø2=81
2.0 GT (ST162) (110 kW)	01.87 - 08.90	MT		engine 3S-GEL	23927	Driveshaft	L						
		MT		engine 3S-GEL	22313	Joint Kit			ws		27	A:26/F:25/DF:25.85/O:56/X	
		MT		engine 3S-GEL	26050	Boot Kit			ws				L:93/Ø1=26/Ø2=81
2.0 GTi (ST182) (115 kW)	10.89 - 01.94	MT		engine 3S-GE	20136	Joint Kit			ws		27	A:26/F:27/DF:25.90/O:56/X	
		AT		engine 3S-GE	22307	Joint Kit			ws		27	A:26/F:24/DF:23.30/O:56/X	
		MT		engine 3S-GE	21137	Boot Kit			ws				L:89/Ø1=24/Ø2=85
		AT		engine 3S-GE	26050	Boot Kit			ws				L:93/Ø1=26/Ø2=81
2.0 Turbo 4WD (ST185) (150/153 kW)	10.89 - 01.94	MT		engine 3S-GTE	20136	Joint Kit		F	ws		27	A:26/F:27/DF:25.90/O:56/X	
		AT		engine 3S-GTE	22307	Joint Kit		F	ws		27	A:26/F:24/DF:23.30/O:56/X	
		MT		engine 3S-GTE	21137	Boot Kit		F	ws				L:89/Ø1=24/Ø2=85
		AT		engine 3S-GTE	26050	Boot Kit		F	ws				L:93/Ø1=26/Ø2=81
COROLLA (E8 - E11 / EL,FX,GT,NP)													
1.3 (55 kW)	08.85 - 08.87	MT		engine 2E-L	22306	Joint Kit			ws		27	A:26/F:23/DF:22.80/O:56/X	
		MT		engine 2E-L	26051	Boot Kit			ws				L:84/Ø1=23/Ø2=82
1.3 (AE80) (51 kW)	06.83 - 10.84	MT		engine 2A-L	22306	Joint Kit			ws		27	A:26/F:23/DF:22.80/O:56/X	
		MT		engine 2A-L	26051	Boot Kit			ws				L:84/Ø1=23/Ø2=82
1.3 (AE80/EE80) (55 kW)	10.84 - 08.87	MT		engine 2E-L, 2E-LC	22306	Joint Kit			ws		27	A:26/F:23/DF:22.80/O:56/X	
		MT		engine 2E-L, 2E-LC	26051	Boot Kit			ws				L:84/Ø1=23/Ø2=82
1.3 (EE90) (55 kW)	08.87 - 12.92	MT		engine 2E	23925	Driveshaft	L						
		MT		engine 2E	23924	Driveshaft	R						
		MT/AT		engine 2E	22311	Joint Kit			ws		27	A:26/F:23/DF:22.80/O:56/X	
		MT/AT	x	engine 2E	23971	Joint Kit			ws		27	A:26/F:23/DF:22.80/O:56/X/ABS:48	
		MT/AT		engine 2E	26051	Boot Kit			ws				L:84/Ø1=23/Ø2=82



1.3 (EE96)	08.87 - 09.91	MT		engine 2E	22307	Joint Kit			ws		27	A:26/F:24/DF:23.30/O:56/X
		MT		engine 2E	26050	Boot Kit			ws			L:93/Ø1=26/Ø2=81
1.3 (EE97)	08.87 - 09.91	MT		engine 2E	22311	Joint Kit			ws		27	A:26/F:23/DF:22.80/O:56/X
		MT	x	engine 2E	23971	Joint Kit			ws		27	A:26/F:23/DF:22.80/O:56/X/ABS:48
		MT		engine 2E	26051	Boot Kit			ws			L:84/Ø1=23/Ø2=82
1.3 (EL51)	09.94 -	MT/AT		engine 4A-FE/4E-FE	21158	Joint Kit			ws		27	A:26/F:22/O:56/Z
		MT/AT		engine 4A-FE/4E-FE	21159	Boot Kit			ws			
1.3 12V (EE100_) (53 kW)	07.92 - 04.97	MT		engine 2E	23931	Driveshaft	L					
		AT		engine 2E	23930	Driveshaft	L					
		MT		engine 2E	23932	Driveshaft	R					
		MT/AT		engine 2E	22311	Joint Kit			ws		27	A:26/F:23/DF:22.80/O:56/X
		MT/AT	x	engine 2E	23971	Joint Kit			ws		27	A:26/F:23/DF:22.80/O:56/X/ABS:48
		MT/AT		engine 2E	26051	Boot Kit			ws			L:84/Ø1=23/Ø2=82
1.3 i (EE90) (55 kW)	06.89 - 04.92	AT		engine 2E-E	23925	Driveshaft	L					
		AT		engine 2E-E	23924	Driveshaft	R					
		MT/AT		engine 2E-E	22311	Joint Kit			ws		27	A:26/F:23/DF:22.80/O:56/X
		MT/AT	x	engine 2E-E	23971	Joint Kit			ws		27	A:26/F:23/DF:22.80/O:56/X/ABS:48
		MT/AT		engine 2E-E	26051	Boot Kit			ws			L:84/Ø1=23/Ø2=82
1.3 XLI (EE101_) (55/65 kW)	07.92 - 04.97	MT		engine 4E-FE	23931	Driveshaft	L					
		AT		engine 4E-FE	23930	Driveshaft	L					
		MT		engine 4E-FE	23932	Driveshaft	R					
		MT		engine 4E-FE	22311	Joint Kit			ws		27	A:26/F:23/DF:22.80/O:56/X
		MT	x	engine 4E-FE	23971	Joint Kit			ws		27	A:26/F:23/DF:22.80/O:56/X/ABS:48
		MT		engine 4E-FE	26051	Boot Kit			ws			L:84/Ø1=23/Ø2=82
1.4 (EE111_) (63 kW)	04.97 - 02.00	MT		engine 4E-FE	22311	Joint Kit			ws		27	A:26/F:23/DF:22.80/O:56/X
		MT	x	engine 4E-FE	23971	Joint Kit			ws		27	A:26/F:23/DF:22.80/O:56/X/ABS:48
		MT		engine 4E-FE	26051	Boot Kit			ws			L:84/Ø1=23/Ø2=82
1.4 16V (ZZE111_) (71 kW)	02.00 - 01.02	MT/AT	x	engine 4ZZ-FE	23683	Joint Kit			ws		27	A:26/F:23/DF:22.80/O:56/X/ABS:48
		MT/AT		engine 4ZZ-FE	23684	Boot Kit			ws			L:94/Ø1=21/Ø2=78
		MT/AT		engine 4ZZ-FE	23218	Boot Kit			gs			L:83/Ø1=21/Ø2=85
1.5 (NP80)	01.89 -	MT/AT		engine 1 N 1500 DSL	22312	Joint Kit			ws		27	A:23/F:23/DF:22.80/O:56/X
		MT/AT		engine 1 N 1500 DSL	26050	Boot Kit			ws			L:93/Ø1=26/Ø2=81
1.6 (54 kW)	12.85 - 05.88	MT		engine 4A-LC	22306	Joint Kit			ws		27	A:26/F:23/DF:22.80/O:56/X
		MT		engine 4A-LC	26051	Boot Kit			ws			L:84/Ø1=23/Ø2=82
1.6 (63 kW)	07.85 - 05.88	MT			22306	Joint Kit			ws		27	A:26/F:23/DF:22.80/O:56/X
		MT			26051	Boot Kit			ws			L:84/Ø1=23/Ø2=82
1.6 (70 kW)	08.87 - 04.92	MT			22307	Joint Kit			ws		27	A:26/F:24/DF:23.30/O:56/X
		AT		- 03.90	22306	Joint Kit			ws		27	A:26/F:23/DF:22.80/O:56/X
		AT		04.90 -	22311	Joint Kit			ws		27	A:26/F:23/DF:22.80/O:56/X
		AT	x	04.90 -	23971	Joint Kit			ws		27	A:26/F:23/DF:22.80/O:56/X/ABS:48
		MT			26050	Boot Kit			ws			L:93/Ø1=26/Ø2=81
		AT			26051	Boot Kit			ws			L:84/Ø1=23/Ø2=82
1.6 (AE82) (53/54 kW)	08.85 - 08.87	MT		engine 4A-LC	22306	Joint Kit			ws		27	A:26/F:23/DF:22.80/O:56/X
		MT		engine 4A-LC	26051	Boot Kit			ws			L:84/Ø1=23/Ø2=82
1.6 (AE82) (62 kW)	06.83 - 08.87	MT		- 07.85, engine 4A-L	22306	Joint Kit			ws		27	A:26/F:23/DF:22.80/O:56/X
		MT		- 07.85, engine 4A-L	26051	Boot Kit			ws			L:84/Ø1=23/Ø2=82
1.6 (AE92)	07.84 - 08.87	MT		engine 4A-GE	22307	Joint Kit			ws		27	A:26/F:24/DF:23.30/O:56/X
		MT		engine 4A-GE	26050	Boot Kit			ws			L:93/Ø1=26/Ø2=81
1.6 (AE92) (66 kW)	08.87 - 04.92	MT		engine 4A-F	23931	Driveshaft	L					
		AT		engine 4A-F	23930	Driveshaft	L					
		MT		engine 4A-F	23932	Driveshaft	R					




		Transm. MT Manual AT Autom.	with ABS Ring		Part-No.	Description	L Left R Right	F Front R Rear	Wheel Side	Gear Box Side	Pic. No.	Technical Specification  Further details on page I
---	---	---	---------------------	--	----------	-------------	-------------------------	-------------------------	---------------	---------------------	-------------	--

( TOYOTA )

( TOYOTA )

COROLLA (E8 - E11 / EL,FX,GT,NP)													
1.6 (AE92) (66 kW)	08.87 - 04.92	MT		engine 4A-F	22307	Joint Kit			ws		27	A:26/F:24/DF:23.30/O:56/X	
		AT		- 03.90, engine 4A-F	22306	Joint Kit			ws		27	A:26/F:23/DF:22.80/O:56/X	
		AT		04.90 - , engine 4A-F	22311	Joint Kit			ws		27	A:26/F:23/DF:22.80/O:56/X	
		AT	x	04.90 - , engine 4A-F	23971	Joint Kit			ws		27	A:26/F:23/DF:22.80/O:56/X/ABS:48	
		MT		engine 4A-F	26050	Boot Kit			ws				L:93/Ø1=26/Ø2=81
		AT		engine 4A-F	26051	Boot Kit			ws				L:84/Ø1=23/Ø2=82
1.6 (AE92) (77 kW)	08.89 - 04.92	MT		engine 4A-FE	23921	Driveshaft	L						
		AT		engine 4A-FE	23925	Driveshaft	L						
		AT		engine 4A-FE	23924	Driveshaft	R						
		MT		engine 4A-FE	22307	Joint Kit			ws		27	A:26/F:24/DF:23.30/O:56/X	
		AT		- 03.90, engine 4A-FE	22306	Joint Kit			ws		27	A:26/F:23/DF:22.80/O:56/X	
		AT		04.90 - , engine 4A-FE	22311	Joint Kit			ws		27	A:26/F:23/DF:22.80/O:56/X	
		AT	x	04.90 - , engine 4A-FE	23971	Joint Kit			ws		27	A:26/F:23/DF:22.80/O:56/X/ABS:48	
		MT		engine 4A-FE	26050	Boot Kit			ws				L:93/Ø1=26/Ø2=81
1.6 (EE80,EE90)	12.84 - 11.87	MT		engine 2E	22306	Joint Kit			ws		27	A:26/F:23/DF:22.80/O:56/X	
		MT		engine 2E	26051	Boot Kit			ws			L:84/Ø1=23/Ø2=82	
1.6 16V (85 kW)	12.85 - 04.87	MT		engine 4A-GEC	22307	Joint Kit			ws		27	A:26/F:24/DF:23.30/O:56/X	
		MT		engine 4A-GEC	26051	Boot Kit			ws			L:84/Ø1=23/Ø2=82	
1.6 4WD (AE95)	10.88 -	MT		engine 4A-FE	22311	Joint Kit		F	ws		27	A:26/F:23/DF:22.80/O:56/X	
		MT	x	engine 4A-FE	23971	Joint Kit		F	ws		27	A:26/F:23/DF:22.80/O:56/X/ABS:48	
		MT		engine 4A-FE	26051	Boot Kit		F	ws			L:84/Ø1=23/Ø2=82	
1.6 Aut. (AE111_) (79 kW)	04.97 - 02.00	AT		engine 4A-FE	22311	Joint Kit			ws		27	A:26/F:23/DF:22.80/O:56/X	
		AT	x	engine 4A-FE	23971	Joint Kit			ws		27	A:26/F:23/DF:22.80/O:56/X/ABS:48	
		AT		engine 4A-FE	26051	Boot Kit			ws			L:84/Ø1=23/Ø2=82	
1.6 (AE111_) (81 kW)	04.97 - 02.00	MT		engine 4A-FE	22311	Joint Kit			ws		27	A:26/F:23/DF:22.80/O:56/X	
		MT	x	engine 4A-FE	23971	Joint Kit			ws		27	A:26/F:23/DF:22.80/O:56/X/ABS:48	
		MT		engine 4A-FE	26051	Boot Kit			ws			L:84/Ø1=23/Ø2=82	
1.6 16V (ZZE112_) (81 kW)	02.00 - 01.02	MT/AT	x	engine 4ZZ-FE	23683	Joint Kit			ws		27	A:26/F:23/DF:22.8/0:56/X/ABS:48	
		MT/AT		engine 4ZZ-FE	23684	Boot Kit			ws			L:94/Ø1=21/Ø2=78	
1.6 GLI (AE101_) (84 kW)	07.92 - 04.97	MT		engine 4A-FE	23931	Driveshaft	L						
		AT		engine 4A-FE	23930	Driveshaft	L						
		MT		engine 4A-FE	23932	Driveshaft	R						
		AT		engine 4A-FE	22311	Joint Kit			ws		27	A:26/F:23/DF:22.80/O:56/X	
		AT	x	engine 4A-FE	23971	Joint Kit			ws		27	A:26/F:23/DF:22.80/O:56/X/ABS:48	
		AT		engine 4A-FE	26051	Boot Kit			ws				L:84/Ø1=23/Ø2=82
1.6 GT 16V (89 kW)	08.85 - 08.87	MT		engine 4A-GEL	22307	Joint Kit			ws		27	A:26/F:24/DF:23.30/O:56/X	
		MT		engine 4A-GEL	26050	Boot Kit			ws			L:93/Ø1=26/Ø2=81	
1.6 GT 16V (AE86) (91 kW)	08.83 - 07.87	MT		engine 4A-GE	22307	Joint Kit			ws		27	A:26/F:24/DF:23.30/O:56/X	
		MT		engine 4A-GE	26051	Boot Kit			ws			L:84/Ø1=23/Ø2=82	
1.6 GTi (AE92) (85 kW)	08.87 - 04.92	MT		engine 4A-GE	23921	Driveshaft	L						

		AT		engine 4A-GE	23925	Driveshaft	L						
		AT		engine 4A-GE	23924	Driveshaft	R						
		MT		engine 4A-GE	22307	Joint Kit		ws		27		A:26/F:24/DF:23.30/O:56/X	
		AT		- 03.90, engine 4A-GE	22306	Joint Kit		ws		27		A:26/F:23/DF:22.80/O:56/X	
		AT		04.90 - , engine 4A-GE	22311	Joint Kit		ws		27		A:26/F:23/DF:22.80/O:56/X	
		AT	x	04.90 - , engine 4A-GE	23971	Joint Kit		ws		27		A:26/F:23/DF:22.80/O:56/X/ABS:48	
		MT		engine 4A-GE	26050	Boot Kit		ws				L:93/Ø1=26/Ø2=81	
		AT		engine 4A-GE	26051	Boot Kit		ws				L:84/Ø1=23/Ø2=82	
1.6 i (77 kW)	11.89 - 06.93	MT		engine 4A-FE	23921	Driveshaft	L						
		AT		engine 4A-FE	23925	Driveshaft	L						
		AT		engine 4A-FE	23924	Driveshaft	R						
		MT		engine 4A-FE	22311	Joint Kit		ws		27		A:26/F:23/DF:22.80/O:56/X	
		MT	x	engine 4A-FE	23971	Joint Kit		ws		27		A:26/F:23/DF:22.80/O:56/X/ABS:48	
		MT		engine 4A-FE	26051	Boot Kit		ws				L:84/Ø1=23/Ø2=82	
1.6 Si (AE101_) (84 kW)	07.92 - 04.97	MT		engine 4A-FE	23931	Driveshaft	L						
		AT		engine 4A-FE	23930	Driveshaft	L						
		MT		engine 4A-FE	23932	Driveshaft	R						
		MT/AT		engine 4A-FE	22311	Joint Kit		ws		27		A:26/F:23/DF:22.80/O:56/X	
		MT/AT	x	engine 4A-FE	23971	Joint Kit		ws		27		A:26/F:23/DF:22.80/O:56/X/ABS:48	
		MT/AT		engine 4A-FE	26051	Boot Kit		ws				L:84/Ø1=23/Ø2=82	
1.8 D (43 kW)	06.83 - 05.88	MT		engine 1C	22307	Joint Kit		ws		27		A:26/F:24/DF:23.30/O:56/X	
		MT		engine 1C	26050	Boot Kit		ws				L:93/Ø1=26/Ø2=81	
1.8 D (47 kW)	07.85 - 05.88	MT		engine 1C-L	22307	Joint Kit		ws		27		A:26/F:24/DF:23.30/O:56/X	
		MT		engine 1C-L	26050	Boot Kit		ws				L:93/Ø1=26/Ø2=81	
1.8 D (47/49 kW)	07.87 - 06.93	MT		- 01.91, engine 1C	23923	Driveshaft	L						
		MT		- 01.91, engine 1C	23922	Driveshaft	R						
		MT		engine 1C	22307	Joint Kit		ws		27		A:26/F:24/DF:23.30/O:56/X	
		MT		engine 1C	26050	Boot Kit		ws				L:93/Ø1=26/Ø2=81	
1.8 D (CE80) (47 kW)	06.83 - 08.87	MT		engine 1C-L	22307	Joint Kit		ws		27		A:26/F:24/DF:23.30/O:56/X	
		MT		engine 1C-L	26050	Boot Kit		ws				L:93/Ø1=26/Ø2=81	
1.8 D (CE90) (47/49 kW)	08.87 - 04.92	MT		- 01.91, engine 1C	23923	Driveshaft	L						
		MT		- 01.91, engine 1C	23922	Driveshaft	R						
		MT		engine 1C	22307	Joint Kit		ws		27		A:26/F:24/DF:23.30/O:56/X	
		MT		engine 1C	26050	Boot Kit		ws				L:93/Ø1=26/Ø2=81	
2.0 D-4D (66 kW)	09.00 - 01.02	MT		engine 1CD-FTV, TPE boot	23148	Boot Kit		ws				L:115/Ø1=26/Ø2=87	
		MT		engine 1CD-FTV	23258	Boot Kit			gs			L:94/Ø1=25/Ø2=69	
<b>COROLLA STATION WAGON (E9)</b>													
1.3 (EE90) (55 kW)	12.87 - 12.89	AT		engine 2E	23925	Driveshaft	L						
		AT		engine 2E	23924	Driveshaft	R						
		MT/AT		engine 2E	22311	Joint Kit		ws		27		A:26/F:23/DF:22.80/O:56/X	
		MT/AT	x	engine 2E	23971	Joint Kit		ws		27		A:26/F:23/DF:22.80/O:56/X/ABS:48	
		MT/AT		engine 2E	26051	Boot Kit		ws				L:84/Ø1=23/Ø2=82	
1.3 i (EE90) (55 kW)	06.89 - 06.92	AT		engine 2E-E	23925	Driveshaft	L						
		AT		engine 2E-E	23924	Driveshaft	R						
		MT/AT		engine 2E-E	22311	Joint Kit		ws		27		A:26/F:23/DF:22.80/O:56/X	
		MT/AT	x	engine 2E-E	23971	Joint Kit		ws		27		A:26/F:23/DF:22.80/O:56/X/ABS:48	
		MT/AT		engine 2E-E	26051	Boot Kit		ws				L:84/Ø1=23/Ø2=82	
1.6 (AE92)	01.88 - 09.92	MT		engine 4A-GE	22307	Joint Kit		ws		27		A:26/F:24/DF:23.30/O:56/X	
		AT		engine 4A-GE	22311	Joint Kit		ws		27		A:26/F:23/DF:22.80/O:56/X	
		AT	x	engine 4A-GE	23971	Joint Kit		ws		27		A:26/F:23/DF:22.80/O:56/X/ABS:48	
		MT		engine 4A-GE	26050	Boot Kit		ws				L:93/Ø1=26/Ø2=81	

		Transm.	with ABS Ring		Part-No.	Description	L	F	Wheel Side	Gear Box Side	Pic. No.	Technical Specification  Further details on page I
		MT Manual AT Autom.					Left R Right	Front R Rear				

( TOYOTA )

( TOYOTA )

COROLLA STATION WAGON (E9)													
1.6 (AE92)	01.88 - 09.92	AT		engine 4A-GE	26051	Boot Kit			ws			L:84/Ø1=23/Ø2=82	
1.6 4x4 (AE92)	10.88 - 09.91	MT		engine 4A-GE	22311	Joint Kit		F	ws		27	A:26/F:23/DF:22.80/O:56/X	
		MT	x	engine 4A-GE	23971	Joint Kit		F	ws		27	A:26/F:23/DF:22.80/O:56/X/ABS:48	
		MT		engine 4A-GE	26051	Boot Kit		F	ws				L:84/Ø1=23/Ø2=82
1.6 XLI (77 kW)	11.89 - 06.92	MT		engine 4A-FE	23921	Driveshaft	L						
		AT		engine 4A-FE	23925	Driveshaft	L						
		AT		engine 4A-FE	23924	Driveshaft	R						
		MT		engine 4A-FE	22311	Joint Kit			ws		27	A:26/F:23/DF:22.80/O:56/X	
		MT	x	engine 4A-FE	23971	Joint Kit			ws		27	A:26/F:23/DF:22.80/O:56/X/ABS:48	
		MT		engine 4A-FE	26051	Boot Kit			ws				L:84/Ø1=23/Ø2=82
1.6 XLI 4X4 (AE95) (77 kW)	08.88 - 06.92	MT		engine 4A-FE	22311	Joint Kit		F	ws		27	A:26/F:23/DF:22.80/O:56/X	
		MT	x	engine 4A-FE	23971	Joint Kit		F	ws		27	A:26/F:23/DF:22.80/O:56/X/ABS:48	
		MT		engine 4A-FE	26051	Boot Kit		F	ws				L:84/Ø1=23/Ø2=82
1.8 (CE90)	01.88 - 08.92	MT		engine 1C	22307	Joint Kit			ws		27	A:26/F:24/DF:23.30/O:56/X	
		MT		engine 1C	26050	Boot Kit			ws				L:93/Ø1=26/Ø2=81
1.8 D (CE90) (47/49 kW)	12.87 - 06.92	MT		- 01.91, engine 1C	23923	Driveshaft	L						
		MT		- 01.91, engine 1C	23922	Driveshaft	R						
		MT		engine 1C	22307	Joint Kit			ws		27	A:26/F:24/DF:23.30/O:56/X	
		MT		engine 1C	26050	Boot Kit			ws				L:93/Ø1=26/Ø2=81
COROLLA WAGON (E10,E11)													
1.3 12V (EE100_) (53 kW)	07.92 - 05.95	MT		engine 2E	23931	Driveshaft	L						
		AT		engine 2E	23930	Driveshaft	L						
		MT		engine 2E	23932	Driveshaft	R						
		MT		engine 2E	22311	Joint Kit			ws		27	A:26/F:23/DF:22.80/O:56/X	
		MT	x	engine 2E	23971	Joint Kit			ws		27	A:26/F:23/DF:22.80/O:56/X/ABS:48	
		MT		engine 2E	26051	Boot Kit			ws				L:84/Ø1=23/Ø2=82
1.3 XLI (EE101_) (55 kW)	09.95 - 04.97	MT		engine 4E-FE	23931	Driveshaft	L						
		AT		engine 4E-FE	23930	Driveshaft	L						
		MT		engine 4E-FE	23932	Driveshaft	R						
		MT		engine 4E-FE	22311	Joint Kit			ws		27	A:26/F:23/DF:22.80/O:56/X	
		MT	x	engine 4E-FE	23971	Joint Kit			ws		27	A:26/F:23/DF:22.80/O:56/X/ABS:48	
		MT		engine 4E-FE	26051	Boot Kit			ws				L:84/Ø1=23/Ø2=82
1.3 XLI 16V (EE101_) (65 kW)	07.92 - 09.95	MT		engine 4E-FE	23931	Driveshaft	L						
		AT		engine 4E-FE	23930	Driveshaft	L						
		MT		engine 4E-FE	23932	Driveshaft	R						
		MT		engine 4E-FE	22311	Joint Kit			ws		27	A:26/F:23/DF:22.80/O:56/X	
		MT	x	engine 4E-FE	23971	Joint Kit			ws		27	A:26/F:23/DF:22.80/O:56/X/ABS:48	
		MT		engine 4E-FE	26051	Boot Kit			ws				L:84/Ø1=23/Ø2=82
1.4 (EE111_) (63 kW)	04.97 - 02.00	MT		engine 4E-FE	22311	Joint Kit			ws		27	A:26/F:23/DF:22.80/O:56/X	
		MT	x	engine 4E-FE	23971	Joint Kit			ws		27	A:26/F:23/DF:22.80/O:56/X/ABS:48	
		MT		engine 4E-FE	26051	Boot Kit			ws				L:84/Ø1=23/Ø2=82

1.4 16V (ZZE111_) (71 kW)	02.00 - 01.02	MT/AT	x	engine 4ZZ-FE	<b>23683</b>	Joint Kit			ws		27	A:26/F:23/DF:22.8/0:56/X/ABS:48
		MT/AT		engine 4ZZ-FE	<b>23684</b>	Boot Kit			ws			L:94/Ø1=21/Ø2=78
		MT/AT		engine 4ZZ-FE	<b>23218</b>	Boot Kit				gs		L:83/Ø1=21/Ø2=85
1.6 (AE111_) (81 kW)	04.97 - 02.00	MT		engine 4A-FE	<b>22311</b>	Joint Kit			ws		27	A:26/F:23/DF:22.80/0:56/X
		MT	x	engine 4A-FE	<b>23971</b>	Joint Kit			ws		27	A:26/F:23/DF:22.80/0:56/X/ABS:48
		MT		engine 4A-FE	<b>26051</b>	Boot Kit			ws			L:84/Ø1=23/Ø2=82
1.6 Aut. (AE111_) (79 kW)	04.97 - 02.00	AT		engine 4A-FE	<b>22311</b>	Joint Kit			ws		27	A:26/F:23/DF:22.80/0:56/X
		AT	x	engine 4A-FE	<b>23971</b>	Joint Kit			ws		27	A:26/F:23/DF:22.80/0:56/X/ABS:48
		AT		engine 4A-FE	<b>26051</b>	Boot Kit			ws			L:84/Ø1=23/Ø2=82
1.6 16V (ZZE112_) (81 kW)	02.00 - 01.02	MT/AT	x	engine 4ZZ-FE	<b>23683</b>	Joint Kit			ws		27	A:26/F:23/DF:22.8/0:56/X/ABS:48
		MT/AT		engine 4ZZ-FE	<b>23684</b>	Boot Kit			ws			L:94/Ø1=21/Ø2=78
1.6 Si (AE101_) (84 kW)	07.92 - 04.97	MT		engine 4A-FE	<b>23931</b>	Driveshaft	L					
		AT		engine 4A-FE	<b>23930</b>	Driveshaft	L					
		MT		engine 4A-FE	<b>23932</b>	Driveshaft	R					
		MT		engine 4A-FE	<b>22311</b>	Joint Kit			ws		27	A:26/F:23/DF:22.80/0:56/X
		MT	x	engine 4A-FE	<b>23971</b>	Joint Kit			ws		27	A:26/F:23/DF:22.80/0:56/X/ABS:48
		MT		engine 4A-FE	<b>26051</b>	Boot Kit			ws			L:84/Ø1=23/Ø2=82
2.0 D-4D (66 kW)	09.00 - 01.02	MT		engine 1CD-FTV, TPE boot	<b>23148</b>	Boot Kit			ws			L:115/Ø1=26/Ø2=87
		MT		engine 1CD-FTV	<b>23258</b>	Boot Kit				gs		L:94/Ø1=25/Ø2=69
<b>COROLLA (E12)</b>												
1.4 VVT-i (71 kW)	01.02 -	MT	x	engine 4ZZ-FE	<b>24381</b>	Joint Kit			ws		27	A:26/F:23/DF:23.73/0:58/Z/ABS:48
		MT		engine 4ZZ-FE, TPE boot	<b>24382</b>	Boot Kit			ws			L:120/Ø1=23.5/Ø2=80
1.6 VVT-i (81 kW)	01.02 -	MT	x	engine 3ZZ-FE	<b>24381</b>	Joint Kit			ws		27	A:26/F:23/DF:23.73/0:58/Z/ABS:48
		MT		engine 3ZZ-FE, TPE boot	<b>24382</b>	Boot Kit			ws			L:120/Ø1=23.5/Ø2=80
1.4 D (66 kW)	07.04 -	MT	x	engine 1ND-TV	<b>24550</b>	Joint Kit			ws		27	A:26/F:25/DF:25.84/0:58/Z/ABS:48
		MT		engine 1ND-TV, TPE boot	<b>24551</b>	Boot Kit			ws			L:112/Ø1=26/Ø2=87
2.0 D-4D (66/81 kW)	05.01 - 05.04	MT	x	engine 1CD-FTV	<b>24550</b>	Joint Kit			ws		27	A:26/F:25/DF:25.84/0:58/Z/ABS:48
		MT		engine 1CD-FTV, TPE boot	<b>24551</b>	Boot Kit			ws			L:112/Ø1=26/Ø2=87
2.0 D-4D (85 kW)	05.03 -	MT	x	engine 1CD-FTV	<b>24550</b>	Joint Kit			ws		27	A:26/F:25/DF:25.84/0:58/Z/ABS:48
		MT		engine 1CD-FTV, TPE boot	<b>24551</b>	Boot Kit			ws			L:112/Ø1=26/Ø2=87
<b>CORONA</b>												
1.6 (AT151L/AT160)	01.84 - 03.88	MT		engine 4A-L	<b>22307</b>	Joint Kit			ws		27	A:26/F:24/DF:23.30/0:56/X
		MT		engine 4A-L	<b>26050</b>	Boot Kit			ws			L:93/Ø1=26/Ø2=81
1.8 (ST150)	10.84 - 07.88	MT		engine 1S-EL	<b>22307</b>	Joint Kit			ws		27	A:26/F:24/DF:23.30/0:56/X
		MT		engine 1S-EL	<b>26050</b>	Boot Kit			ws			L:93/Ø1=26/Ø2=81
1.8 D (CA60D)	01.82 - 01.84	MT		engine 1C	<b>22306</b>	Joint Kit			ws		27	A:26/F:23/DF:22.80/0:56/X
		MT		engine 1C	<b>26051</b>	Boot Kit			ws			L:84/Ø1=23/Ø2=82
2.0 (AT160/AT162)	12.87 - 03.92	MT		engine 3S-GELU/3S-FE	<b>22313</b>	Joint Kit			ws		27	A:26/F:25/DF:25.85/0:56/X
		MT		engine 3S-GELU/3S-FE	<b>26050</b>	Boot Kit			ws			L:93/Ø1=26/Ø2=81
2.0 (AT163)	12.87 - 03.92	MT			<b>22313</b>	Joint Kit			ws		27	A:26/F:25/DF:25.85/0:56/X
		MT			<b>26050</b>	Boot Kit			ws			L:93/Ø1=26/Ø2=81
2.0 (CT151D)	02.84 - 02.88	MT		engine 2C-L	<b>22307</b>	Joint Kit			ws		27	A:26/F:24/DF:23.30/0:56/X
		MT		engine 2C-L	<b>26050</b>	Boot Kit			ws			L:93/Ø1=26/Ø2=81
2.0 (ST171)	01.89 - 12.92	MT			<b>20981</b>	Joint Kit			ws		27	A:26/F:24/0:56/X
		MT			<b>26050</b>	Boot Kit			ws			L:93/Ø1=26/Ø2=81
2.0 CD (AT171) (USA)	01.88 - 12.90	MT			<b>21155</b>	Joint Kit			ws		27	A:26/F:30/0:56/X
		MT			<b>21156</b>	Boot Kit			ws			
2.0 CD (ST171) (USA)	01.88 -	MT			<b>21155</b>	Joint Kit			ws		27	A:26/F:30/0:56/X
		MT			<b>21156</b>	Boot Kit			ws			




		Transm.	with ABS Ring		Part-No.	Description	L Left R Right	F Front R Rear	Wheel Side	Gear Box Side	Pic. No.	Technical Specification  Further details on page I
		MT Manual AT Autom.										

( TOYOTA )

( TOYOTA )

ECHO												
1.0 16V (SCP10_) (50 kW)	04.99 -	MT		engine 1SZ-FE	21186	Joint Kit			ws		27	A:24/F:22/DF:21.1/O:56/X
		MT		engine 1SZ-FE	21187	Boot Kit			ws			L:90.5/Ø1=21/Ø2=73
1.3 16V (NCP10_) (63 kW)	11.99 -	MT		engine 2NZ-FE	21186	Joint Kit			ws		27	A:24/F:22/DF:21.1/O:56/X
		MT		engine 2NZ-FE	21187	Boot Kit			ws			L:90.5/Ø1=21/Ø2=73
HILUX												
2.0 (65 kW)	01.84 - 12.86	MT		engine 3Y	22310	Joint		F	ws		34	A:30/F:27/DF:27.95/X
2.0 (YN100/105)	01.88 -	MT		engine 3Y	22310	Joint		F	ws		34	A:30/F:27/DF:27.95/X
2.4 i 4WD (84 kW)	06.89 -	MT		engine 22R	23972	Joint Kit		F	ws			A:26/F:27/O:60
2.4 i 4WD (103 kW)	08.97 -	MT		engine 2RZ-FE	23972	Joint Kit		F	ws			A:26/F:27/O:60
2.4 D (59 kW)	01.92 -	MT		engine 2L	22310	Joint			ws		34	A:30/F:27/DF:27.95/X
2.4 D 4WD (58 kW)	01.94 -	MT		engine 2L	22310	Joint		F	ws		34	A:30/F:27/DF:27.95/X
2.4 D (61 kW)	08.88 -	MT		engine 2L	22310	Joint			ws		34	A:30/F:27/DF:27.95/X
2.4 D 4WD (61 kW)	08.88 -	MT		engine 2L	22310	Joint		F	ws		34	A:30/F:27/DF:27.95/X
2.4 TD 4WD (66 kW)	08.98 - 02.03	MT		engine 2L-T	23972	Joint Kit		F	ws			A:26/F:27/O:60
2.8 D (LN100/106)	10.88 -	MT		engine 3L	22310	Joint		F	ws		34	A:30/F:27/DF:27.95/X
LAND CRUISER (J6,J7,J8)												
2.4 (RJ70_, RJ73_) (77 kW)	11.84 - 05.93	MT		engine 22R	21009	Joint Kit		F	ws		27	A:30/F:27/O:62/X
		MT		engine 22R	21008	Boot Kit		F	ws			L:108/Ø1=28/Ø2=90
2.4 (RJ70_, RJ73_) (81 kW)	11.84 - 05.93	MT		engine 22R	21009	Joint Kit		F	ws		27	A:30/F:27/O:62/X
		MT		engine 22R	21008	Boot Kit		F	ws			L:108/Ø1=28/Ø2=90
2.4 D (LJ70_) (53 kW)	11.84 - 10.85	MT		engine 2L	21009	Joint Kit		F	ws		27	A:30/F:27/O:62/X
		MT		engine 2L	21008	Boot Kit		F	ws			L:108/Ø1=28/Ø2=90
2.4 TD (LG71G,LJ78G)	04.91 -	MT/AT MT/AT		engine 2L-TE engine 2L-TE	21009 21008	Joint Kit Boot Kit			ws ws		27	A:30/F:27/O:62/X L:108/Ø1=28/Ø2=90
2.4 TD (LJ70) (66 kW)	01.90 - 05.93	MT		engine 2L-T	21009	Joint Kit		F	ws		27	A:30/F:27/O:62/X
		MT		engine 2L-T	21008	Boot Kit		F	ws			L:108/Ø1=28/Ø2=90
2.4 TD (LJ70_, LJ73_) (63 kW)	10.85 - 05.90	MT		engine 2L-T	21009	Joint Kit		F	ws		27	A:30/F:27/O:62/X
		MT		engine 2L-T	21008	Boot Kit		F	ws			L:108/Ø1=28/Ø2=90
2.4 TD (LJ77) (66 kW)	07.90 - 05.96	MT		engine 2L-T	21009	Joint Kit		F	ws		27	A:30/F:27/O:62/X
		MT		engine 2L-T	21008	Boot Kit		F	ws			L:108/Ø1=28/Ø2=90
3.0 TD (KZJ70_, KZJ73_, KZJ77_) (92 kW)	05.93 - 05.96	MT		09.93 - , engine 1KZ-T	21009	Joint Kit		F	ws		27	A:30/F:27/O:62/X
		MT		09.93 - , engine 1KZ-T	21008	Boot Kit		F	ws			L:108/Ø1=28/Ø2=90
3.4 D (BJ70_V, BJ73_) (70 kW)	11.84 - 12.96	MT		engine 3B	22310	Joint		F	ws		34	A:30/F:27/DF:27.95/X
3.4 D (BJ73/74)	01.86 - 04.90	MT		engine 13B	22310	Joint		F	ws		34	A:30/F:27/DF:27.95/X
3.5 D (PZJ70,PZJ70V,PZJ77,HZJ77)	01.91 -	MT/AT MT/AT		engine 1PZ engine 1PZ	21009 21008	Joint Kit Boot Kit			ws ws		27	A:30/F:27/O:62/X L:108/Ø1=28/Ø2=90
4.0 (FJ80_) (115 kW)	01.90 - 08.92	MT		engine 3F-E	21177	Joint		F	ws		34	A:30/F:24/DF:30.3/O:59/X
4.0 Diesel (HJ60) (74 kW)	01.82 - 12.85	MT		engine 2H	22310	Joint		F	ws		34	A:30/F:27/DF:27.95/X
4.0 Diesel (HJ60) (76 kW)	01.85 - 12.87	MT		engine 2H	22310	Joint		F	ws		34	A:30/F:27/DF:27.95/X
4.0 Diesel (HJ60_V) (77 kW)	10.81 - 01.88	MT		engine 2H	22310	Joint		F	ws		34	A:30/F:27/DF:27.95/X

4.0 Turbo-D (HJ61_V) (100 kW)	10.85 - 12.89	MT		engine 12HT	22310	Joint		F	ws		34	A:30/F:27/DF:27.95/X
4.2 (FJ60_V) (88 kW)	10.81 - 01.88	MT		engine 2F	22310	Joint		F	ws		34	A:30/F:27/DF:27.95/X
4.2 (FJ62/HJ62)	01.84 - 12.86	MT		engine 3F	22310	Joint		F	ws		34	A:30/F:27/DF:27.95/X
4.2 D (HZJ73,HZJ77)	01.91 -	MT/AT		engine 1HZ	21009	Joint Kit			ws		27	A:30/F:27/0:62/X
		MT/AT		engine 1HZ	21008	Boot Kit			ws			L:108/Ø1=28/Ø2=90
4.2 D (HZJ80_) (99 kW)	01.90 - 12.97	MT		engine 1H-Z	21177	Joint		F	ws		34	A:30/F:24/DF:30.3/0:59/X
		MT	x	engine 1H-Z	22973	Joint		F	ws			A:30/F:24/0:33.5
4.2 TD (HZJ7_V) (96 kW)	01.90 -	MT		engine 1H-Z	22972	Joint			ws			A:30/F:27/0:33.5
4.2 TD (HDJ80) (118 kW)	10.92 - 12.97	MT		engine 1HD-T	21177	Joint		F	ws		34	A:30/F:24/DF:30.3/0:59/X
		MT	x	engine 1HD-T	22973	Joint		F	ws			A:30/F:24/0:33.5
4.2 TD (HDJ80) (123 kW)	01.90 - 12.97	MT		engine 1HD-T	21177	Joint		F	ws		34	A:30/F:24/DF:30.3/0:59/X
		MT	x	engine 1HD-T	22973	Joint		F	ws			A:30/F:24/0:33.5
4.2 TD 24V (HDJ80_) (125 kW)	03.95 - 12.97	MT		engine 1HD-FT	21177	Joint		F	ws		34	A:30/F:24/DF:30.3/0:59/X
		MT	x	engine 1HD-FT	22973	Joint		F	ws			A:30/F:24/0:33.5
4.5 24V (FZJ80_) (151 kW)	08.92 - 12.97	MT		engine 1FZ-FE	21177	Joint		F	ws		34	A:30/F:24/DF:30.3/0:59/X
<b>PASEO (EL54)</b>												
1.5 16V (66 kW)	08.95 - 07.99	MT/AT		engine 5E-FE	22722	Boot Kit			ws			L:87/Ø1=25/Ø2=80
		MT/AT		engine 5E-FE	23219	Boot Kit				gs		L:94/Ø1=24/Ø2=70.5
<b>PICNIC (_XM10)</b>												
2.0 (90 kW)	01.01 - 12.01	MT/AT		engine 3S-FE	21765	Joint Kit			ws		27	A:26/F:24/0:56/X/ABS:48
		MT/AT		engine 3S-FE, TPE boot	21766	Boot Kit			ws			L:122/Ø1=25/Ø2=84
2.0 16V (94 kW)	05.96 - 12.01	MT/AT		engine 3S-FE	21765	Joint Kit			ws		27	A:26/F:24/0:56/X/ABS:48
		MT/AT		engine 3S-FE, TPE boot	21766	Boot Kit			ws			L:122/Ø1=25/Ø2=84
		MT/AT		engine 3S-FE	23216	Boot Kit				gs		L:84/Ø1=19/Ø2=60
2.2 D (66 kW)	08.97 - 12.01	MT/AT		engine 3C-TE	21765	Joint Kit			ws		27	A:26/F:24/0:56/X/ABS:48
		MT/AT		engine 3C-TE, TPE boot	21766	Boot Kit			ws			L:122/Ø1=25/Ø2=84
<b>PREVIA (TCR1_2_)</b>												
2.4 (97 kW)	05.90 - 08.00	MT/AT		engine 2TZ-FE	20136	Joint Kit			ws		27	A:26/F:27/DF:25.90/0:56/X
		MT/AT		engine 2TZ-FE	21137	Boot Kit			ws			L:89/Ø1=24/Ø2=85
2.4 4WD (97 kW)	05.90 - 08.00	MT/AT		engine 2TZ-FE	20136	Joint Kit		F	ws		27	A:26/F:27/DF:25.90/0:56/X
		MT/AT		engine 2TZ-FE	21137	Boot Kit		F	ws			L:89/Ø1=24/Ø2=85
<b>PREVIA (ACR3_)</b>												
2.4 16V (115 kW)	08.00 -	MT/AT		engine 2AZ-FE, TPE boot	23166	Boot Kit			ws			L:116/Ø1=30/Ø2=95
		MT/AT		engine 2AZ-FE	23260	Boot Kit				gs		L:100/Ø1=25/Ø2=64.5
<b>RAV 4 I</b>												
2.0 16V (94 kW)	12.97 - 06.00	MT/AT	x	engine 3S-FE	23970	Joint Kit			ws			A:26/F:24/0:56/ABS:48
		MT/AT		engine 3S-FE	26050	Boot Kit			ws			L:93/Ø1=26/Ø2=81
2.0 16V (95 kW)	06.94 - 06.00	MT/AT		engine 3S-FE	22307	Joint Kit			ws		27	A:26/F:24/DF:23.30/0:56/X
		MT/AT	x	engine 3S-FE	23970	Joint Kit			ws			A:26/F:24/0:56/ABS:48
		MT/AT		engine 3S-FE	26050	Boot Kit			ws			L:93/Ø1=26/Ø2=81
<b>RAV 4 II (XA2)</b>												
2.0 D-4D 4WD (85 kW)	09.01 - 01.06	MT/AT	x	engine 1CD-FTV	24338	Joint Kit		F	ws		27	A:26/F:27/DF:26.08/0.63/X/ABS
		MT/AT		engine 1CD-FTV, TPE boot	24339	Boot Kit		F	ws			L:115/Ø1=27/Ø2=90
2.0 VVT-i 4WD (110 kW)	06.00 - 01.06	MT/AT	x	engine 1AZ-FE	24338	Joint Kit		F	ws		27	A:26/F:27/DF:26.08/0.63/X/ABS
		MT/AT		engine 1AZ-FE, TPE boot	24339	Boot Kit		F	ws			L:115/Ø1=27/Ø2=90
<b>STARLET (P7,P8)</b>												
1.0 (EP70L) (40 kW)	10.84 - 12.89	MT		engine 1E-L	23929	Driveshaft	L					

		Transm.	with ABS Ring		Part-No.	Description	L	F	Wheel Side	Gear Box Side	Pic. No.	Technical Specification  Further details on page I
		MT Manual AT Autom.					Left R Right	Front R Rear				

( TOYOTA )

( TOYOTA )

STARLET (P7,P8)												
1.0 (EP70L) (40 kW)	10.84 - 12.89	MT		engine 1E-L	23928	Driveshaft	R					
		MT		engine 1E-L	22312	Joint Kit			ws		27	A:23/F:23/DF:22.80/O:56/X
		MT		engine 1E-L	26050	Boot Kit			ws			L:93/Ø1=26/Ø2=81
1.3 (EP71L) (55 kW)	10.84 - 12.89	MT		engine 2E-LC	23929	Driveshaft	L					
		MT		engine 2E-LC	23928	Driveshaft	R					
		MT		engine 2E-LC	22312	Joint Kit			ws		27	A:23/F:23/DF:22.80/O:56/X
		MT		engine 2E-LC	26050	Boot Kit			ws			L:93/Ø1=26/Ø2=81
1.3 12V (EP81) (55 kW)	12.89 - 03.96	MT/AT		engine 2E-E	22312	Joint Kit			ws		27	A:23/F:23/DF:22.80/O:56/X
		MT/AT		engine 2E-E	26050	Boot Kit			ws			L:93/Ø1=26/Ø2=81
1.5 (NP80)	01.89 - 03.96	MT/AT		engine 1 N 1500 DSL	22312	Joint Kit			ws		27	A:23/F:23/DF:22.80/O:56/X
		MT/AT		engine 1 N 1500 DSL	26050	Boot Kit			ws			L:93/Ø1=26/Ø2=81
1.5 D (NP70L) (40 kW)	12.86 - 12.89	MT		engine 1N	23929	Driveshaft	L					
		MT		engine 1N	23928	Driveshaft	R					
		MT		engine 1N	22312	Joint Kit			ws		27	A:23/F:23/DF:22.80/O:56/X
		MT		engine 1N	26050	Boot Kit			ws			L:93/Ø1=26/Ø2=81
STARLET (EP91)												
1.3 (55 kW)	04.96 - 03.99	MT/AT		engine 4E-FE	22312	Joint Kit			ws		27	A:23/F:23/DF:22.80/O:56/X
		MT/AT		engine 4E-FE	26050	Boot Kit			ws			L:93/Ø1=26/Ø2=81
TERCEL												
1.3 (AL11) (48 kW)	03.79 - 07.82	MT		engine 2A	22944	Driveshaft	R					
1.3 (EL51)	09.94 - 09.99	MT/AT		engine 4A-FE/3E-FE	21158	Joint Kit			ws		27	A:26/F:22/O:56/Z
		MT/AT		engine 4A-FE/4E-FE	21159	Boot Kit			ws			
1.5 4WD (AL25) (50 kW)	05.86 - 01.88	MT		engine 3A-C	22944	Driveshaft	R	F				
		MT		engine 3A-C	22306	Joint Kit		F	ws		27	A:26/F:23/DF:22.80/O:56/X
		MT		engine 3A-C	26051	Boot Kit		F	ws			L:84/Ø1=23/Ø2=82
1.5 4WD (52 kW)	10.82 - 01.88	MT		engine 3A	22944	Driveshaft	R	F				
all types	01.91 - 12.94	MT/AT			21164	Joint Kit			ws		27	A:26/F:22/DF:22.66/O:56/X
		MT/AT			21165	Boot Kit			ws			
YARIS												
1.0 16V (48 kW)	03.03 -	MT	x	engine 1SZ-FE	21845	Joint Kit			ws		27	A:24/F:26/O:58/X/ABS:48
		MT	x	engine 1SZ-FE, French Production	24455	Joint Kit			ws		27	A:24/F:28/DF:21.6/O:56/Z/ABS:48
		MT		engine 1SZ-FE	21846	Boot Kit			ws			L:93/Ø1=21/Ø2=72
		MT		engine 1SZ-FE, TPE boot, French Production	23146	Boot Kit			ws			L:118/Ø1=22/Ø2=78
		MT		engine 1SZ-FE	23262	Boot Kit				gs		L:83/Ø1=21/Ø2=64
1.0 16V (SCP10_) (50 kW)	04.99 -	MT	x	engine 1SZ-FE	21845	Joint Kit			ws		27	A:24/F:26/O:58/X/ABS:48
		MT	x	engine 1SZ-FE, French Production	24455	Joint Kit			ws		27	A:24/F:28/DF:21.6/O:56/Z/ABS:48
		MT		engine 1SZ-FE	21846	Boot Kit			ws			L:93/Ø1=21/Ø2=72
		MT		engine 1SZ-FE, TPE boot, French Production	23146	Boot Kit			ws			L:118/Ø1=22/Ø2=78
		MT		engine 1SZ-FE	23185	Boot Kit				gs		L:87/Ø1=20/Ø2=67
1.3 16V (NCP10_) (63 kW)	11.99 -	MT		engine 2NZ-FE	21186	Joint Kit			ws		27	A:24/F:22/DF:21.1/O:56/X



		MT		engine 2NZ-FE	21187	Boot Kit			ws			L:90.5/Ø1=21/Ø2=73	
1.3 (64 kW)	04.02 -	MT		engine 2SZ-FE	21186	Joint Kit			ws		27	A:24/F:22/DF:21.1/0:56/X	
		MT	x	engine 2SZ-FE, French Production	24455	Joint Kit			ws		27	A:24/F:28/DF:21.6/0:56/Z/ABS:48	
		MT		engine 2SZ-FE	21187	Boot Kit			ws				L:90.5/Ø1=21/Ø2=73
		MT		engine 2SZ-FE, TPE boot, French Production	23146	Boot Kit			ws				L:118/Ø1=22/Ø2=78
		MT		engine 2SZ-FE	23262	Boot Kit				gs			L:83/Ø1=21/Ø2=64
1.5 TS (NCP13) (77 kW)	01.03 -	MT	x	engine 1NZ-FE	24391	Joint Kit			ws		27	A:24/F:23/DF:22.8/0:58/X/ABS:48	
		MT	x	engine 1NZ-FE, French Production	24455	Joint Kit			ws		27	A:24/F:28/DF:21.6/0:56/Z/ABS:48	
		MT		engine 1NZ-FE, TPE boot	23168	Boot Kit			ws				L:105/Ø1=24/Ø2=81
		MT		engine 1NZ-FE, TPE boot, French Production	23146	Boot Kit			ws				L:118/Ø1=22/Ø2=78
1.5 VVT-i TS (78 kW)	03.00 -	MT	x	engine 1NZ-FE	24391	Joint Kit			ws		27	A:24/F:23/DF:22.8/0:58/X/ABS:48	
		MT		engine 1NZ-FE, TPE boot	23168	Boot Kit			ws				L:105/Ø1=24/Ø2=81
		MT		engine 1NZ-FE	22287	Boot Kit				gs			L:94/Ø1=21/Ø2=62
1.4 D-4D (55 kW)	12.01 -	MT	x	engine 1ND-TV	24391	Joint Kit			ws		27	A:24/F:23/DF:22.8/0:58/X/ABS:48	
		MT	x	engine 1ND-TV, French Production	24455	Joint Kit			ws		27	A:24/F:28/DF:21.6/0:56/Z/ABS:48	
		MT		engine 1ND-TV, TPE boot	23168	Boot Kit			ws				L:105/Ø1=24/Ø2=81
		MT		engine 1ND-TV, TPE boot, French Production	23146	Boot Kit			ws				L:118/Ø1=22/Ø2=78
		MT		engine 1ND-TV	23262	Boot Kit				gs			L:83/Ø1=21/Ø2=64

### YARIS VERSO

1.3 (NCP22) (62 kW)	01.03 -	MT	x	engine 2NZ-FE	24391	Joint Kit			ws		27	A:24/F:23/DF:22.8/0:58/X/ABS:48	
		MT		engine 2NZ-FE, TPE boot	23168	Boot Kit			ws				L:105/Ø1=24/Ø2=81
		MT		engine 2NZ-FE	22287	Boot Kit				gs			L:94/Ø1=21/Ø2=62
1.3 (NCP22) (63 kW)	11.99 -	MT	x	engine 2NZ-FE	24391	Joint Kit			ws		27	A:24/F:23/DF:22.8/0:58/X/ABS:48	
		MT		engine 2NZ-FE, TPE boot	23168	Boot Kit			ws				L:105/Ø1=24/Ø2=81
1.5 (NCP21) (77/78 kW)	03.00 -	MT	x	engine 1NZ-FE	24391	Joint Kit			ws		27	A:24/F:23/DF:22.8/0:58/X/ABS:48	
		MT		engine 1NZ-FE, TPE boot	23168	Boot Kit			ws				L:105/Ø1=24/Ø2=81
1.4 D-4D (NLP22) (55 kW)	12.01 -	MT	x	engine 1ND-TV	24391	Joint Kit			ws		27	A:24/F:23/DF:22.8/0:58/X/ABS:48	
		MT		engine 1ND-TV, TPE boot	23168	Boot Kit			ws				L:105/Ø1=24/Ø2=81
		MT		engine 1ND-TV	22287	Boot Kit				gs			L:94/Ø1=21/Ø2=62

### VAUXHALL

### VAUXHALL

### AGILA

1.0 12V (43 kW)	09.00 - 08.05	MT			24112	Joint Kit			ws		27	A:23/F:20/DF:20.68/0:49/Z/ABS:43	
		MT		TPE boot	22288	Boot Kit			ws			L:103/Ø1=20/Ø2=70	
		MT			22281	Boot Kit	L			gs			L:93/Ø1=18/Ø2=64
		MT			22282	Boot Kit	R			gs			L:84/Ø1=18/Ø2=59
1.2 16V (55 kW)	09.00 - 08.05	MT			24112	Joint Kit			ws		27	A:23/F:20/DF:20.68/0:49/Z/ABS:43	
		MT		TPE boot	22288	Boot Kit			ws			L:103/Ø1=20/Ø2=70	
		MT			22281	Boot Kit	L			gs			L:93/Ø1=18/Ø2=64
		MT			22282	Boot Kit	R			gs			L:84/Ø1=18/Ø2=59

### ARENA

1.9 D (44 kW)	03.98 - 08.01	MT			22077	Driveshaft	L/R				10	L:725/A:25/K:27
		MT			26280	Boot Kit			ws			L:142/Ø1=26/Ø2=89
		MT			23090	Boot Kit				gs		
2.5 D (55 kW)	03.98 - 08.01	MT			22077	Driveshaft	L/R				10	L:725/A:25/K:27
		MT			26280	Boot Kit			ws			L:142/Ø1=26/Ø2=89
		MT			23090	Boot Kit				gs		

### ASTRA

1.2 S (44 kW)	02.82 - 08.84	MT			21447	Driveshaft	L				4	L:597.5/A:22/D:22
---------------	---------------	----	--	--	-------	------------	---	--	--	--	---	-------------------

		Transm.	with ABS Ring		Part-No.	Description	L	F	Wheel Side	Gear Box Side	Pic. No.	Technical Specification  Further details on page I
		MT Manual AT Autom.					Left R Right	Front R Rear				

( VAUXHALL )

( VAUXHALL )

ASTRA													
1.2 S (44 kW)	02.82 - 08.84	MT			21448	Driveshaft	R				4	L:940.5/A:22/D:22	
		MT			21452	Joint Kit			ws		27	A:22/F:22/O:52/Z	
		MT			21451	Joint Kit					gs	30	D:22/G:22
		MT			26027	Boot Kit			ws				L:80/Ø1:18/Ø2:76
		MT			26085	Boot Kit					gs		L:98/Ø1=20/Ø2=54
1.3 S (55 kW)	09.79 - 08.84	MT		Ch.-No. 5000091 -	21447	Driveshaft	L				4	L:597.5/A:22/D:22	
		MT		Ch.-No. 5000091 -	21448	Driveshaft	R					4	L:940.5/A:22/D:22
		MT		Ch.-No. - 5000090	21450	Joint Kit			ws			27	A:22/F:22/O:52/Z
		MT		Ch.-No. 5000091 -	21452	Joint Kit			ws			27	A:22/F:22/O:52/Z
		MT			21451	Joint Kit					gs	30	D:22/G:22
		MT			26027	Boot Kit			ws				L:80/Ø1:18/Ø2:76
1.6 D (40 kW)	02.82 - 08.86	MT			26085	Boot Kit				gs		L:98/Ø1=20/Ø2=54	
		MT			21455	Joint Kit			ws		27	A:33/F:25	
		MT			21457	Joint Kit					gs	30	D:34/G:25
		MT			26039	Boot Kit			ws				L:80/Ø1:22/Ø2:83
		MT			26100	Boot Kit					gs		L:94/Ø1=22/Ø2=66
1.6 S (66 kW)	09.81 - 08.86	MT			21455	Joint Kit			ws		27	A:33/F:25	
		MT	- 07.84		21457	Joint Kit				gs	30	D:34/G:25	
		MT			26039	Boot Kit			ws				L:80/Ø1:22/Ø2:83
		MT	- 07.84		26100	Boot Kit					gs		L:94/Ø1=22/Ø2=66
		MT	08.84 -		26085	Boot Kit					gs		L:98/Ø1=20/Ø2=54
1.8 GTE (85 kW)	03.83 - 08.86	MT		08.84 -	21466	Driveshaft	R				4	L:946.5/A:33/D:34	
		MT			21455	Joint Kit			ws		27	A:33/F:25	
		MT			21457	Joint Kit					gs	30	D:34/G:25
		MT			26039	Boot Kit			ws				L:80/Ø1:22/Ø2:83
		MT			26100	Boot Kit					gs		L:94/Ø1=22/Ø2=66
ASTRA MK II													
1.2 (44 kW)	09.84 - 08.91	MT			21447	Driveshaft	L				4	L:597.5/A:22/D:22	
		MT			21448	Driveshaft	R					4	L:940.5/A:22/D:22
		MT			21452	Joint Kit			ws			27	A:22/F:22/O:52/Z
		MT	x		21428	Joint Kit			ws			27	A:22/F:22/O:52/Z/ABS:29
		MT			21451	Joint Kit					gs	30	D:22/G:22
		MT			26027	Boot Kit			ws				L:80/Ø1:18/Ø2:76
1.3 (55 kW)	09.84 - 08.91	MT			26085	Boot Kit				gs		L:98/Ø1=20/Ø2=54	
		MT			21447	Driveshaft	L					4	L:597.5/A:22/D:22
		AT			21458	Driveshaft	L					5	L:540/A:22/K:34
		MT			21448	Driveshaft	R					4	L:940.5/A:22/D:22
		AT			21459	Driveshaft	R					4	L:636.5/A:22/D:34
		MT/AT			21452	Joint Kit			ws			27	A:22/F:22/O:52/Z
		MT	x		21428	Joint Kit			ws			27	A:22/F:22/O:52/Z/ABS:29
MT			21451	Joint Kit					gs	30	D:22/G:22		

		MT/AT			26027	Boot Kit			ws			L:80/Ø1:18/Ø2:76
		MT			26085	Boot Kit				gs		L:98/Ø1=20/Ø2=54
1.4 i (44 kW) / 1.4 S (55 kW)	01.90 - 08.91	MT			21447	Driveshaft	L				4	L:597.5/A:22/D:22
		MT			21448	Driveshaft	R				4	L:940.5/A:22/D:22
		MT			21452	Joint Kit			ws		27	A:22/F:22/O:52/Z
		MT	x		21428	Joint Kit			ws		27	A:22/F:22/O:52/Z/ABS:29
		MT			21451	Joint Kit				gs	30	D:22/G:22
		MT			26027	Boot Kit			ws			L:80/Ø1:18/Ø2:76
		MT			26085	Boot Kit				gs		L:98/Ø1=20/Ø2=54
1.6 (60 kW)	09.84 - 08.91	MT			21455	Joint Kit			ws		27	A:33/F:25
		MT			26039	Boot Kit			ws			L:80/Ø1:22/Ø2:83
		MT			26085	Boot Kit				gs		L:98/Ø1=20/Ø2=54
1.6 D (40 kW)	09.84 - 12.89	MT			21455	Joint Kit			ws		27	A:33/F:25
		MT	x		21427	Joint Kit			ws		27	A:33/F:25/ABS:29
		MT	x		21497	Joint Kit			ws		27	A:33/F:25/ABS:43
		MT		gear F13	21451	Joint Kit				gs	30	D:22/G:22
		MT			26039	Boot Kit			ws			L:80/Ø1:22/Ø2:83
		MT			26085	Boot Kit				gs		L:98/Ø1=20/Ø2=54
1.6 i (60 kW)	01.87 - 12.91	MT			21455	Joint Kit			ws		27	A:33/F:25
		MT			26039	Boot Kit			ws			L:80/Ø1:22/Ø2:83
		MT			26085	Boot Kit				gs		L:98/Ø1=20/Ø2=54
1.6 i KAT (55 kW)	10.87 - 02.93	MT			21447	Driveshaft	L				4	L:597.5/A:22/D:22
		AT			21458	Driveshaft	L				5	L:540/A:22/K:34
		MT			21448	Driveshaft	R				4	L:940.5/A:22/D:22
		AT			21459	Driveshaft	R				4	L:636.5/A:22/D:34
		MT/AT			21452	Joint Kit			ws		27	A:22/F:22/O:52/Z
		MT	x		21428	Joint Kit			ws		27	A:22/F:22/O:52/Z/ABS:29
		AT	x		21497	Joint Kit			ws		27	A:33/F:25/ABS:43
		MT			21451	Joint Kit				gs	30	D:22/G:22
		MT/AT			26027	Boot Kit			ws			L:80/Ø1:18/Ø2:76
		AT		ABS	26039	Boot Kit			ws			L:80/Ø1:22/Ø2:83
		MT			26085	Boot Kit				gs		L:98/Ø1=20/Ø2=54
1.6 S (66 kW)	09.84 - 08.86	MT			21455	Joint Kit			ws		27	A:33/F:25
		MT			26039	Boot Kit			ws			L:80/Ø1:22/Ø2:83
		MT			26085	Boot Kit				gs		L:98/Ø1=20/Ø2=54
1.7 D (42 kW)	01.89 - 08.91	MT			21455	Joint Kit			ws		27	A:33/F:25
		MT	x		21427	Joint Kit			ws		27	A:33/F:25/ABS:29
		MT	x		21497	Joint Kit			ws		27	A:33/F:25/ABS:43
		MT			21457	Joint Kit				gs	30	D:34/G:25
		MT			26039	Boot Kit			ws			L:80/Ø1:22/Ø2:83
		MT			26100	Boot Kit				gs		L:94/Ø1=22/Ø2=66
1.8 GTE (82 kW)	09.84 - 08.91	MT	x		21439	Driveshaft	L				4	L:610.5/A:33/D:34/ABS:29
		MT			21466	Driveshaft	R				4	L:946.5/A:33/D:34
		MT	x		21440	Driveshaft	R				4	L:946.5/A:33/D:34/ABS:29
		MT			21455	Joint Kit			ws		27	A:33/F:25
		MT	x		21427	Joint Kit			ws		27	A:33/F:25/ABS:29
		MT			21457	Joint Kit				gs	30	D:34/G:25
		MT			26039	Boot Kit			ws			L:80/Ø1:22/Ø2:83
		MT			26100	Boot Kit				gs		L:94/Ø1=22/Ø2=66
2.0 i (85 kW)	01.87 - 12.91	MT	x		21439	Driveshaft	L				4	L:610.5/A:33/D:34/ABS:29
		MT	x		21441	Driveshaft	L				4	L:610.5/A:33/D:34/ABS:43




		Transm.	with ABS Ring		Part-No.	Description	L	F	Wheel Side	Gear Box Side	Pic. No.	Technical Specification  Further details on page I
		MT Manual AT Autom.					Left R Right	Front R Rear				

( VAUXHALL )

( VAUXHALL )

ASTRA MK II													
2.0 i (85 kW)	01.87 - 12.91	MT			21466	Driveshaft	R				4	L:946.5/A:33/D:34	
		MT	x		21440	Driveshaft	R				4	L:946.5/A:33/D:34/ABS:29	
		MT	x		21442	Driveshaft	R				4	L:946.5/A:33/D:34/ABS:43	
		MT			21455	Joint Kit			ws		27	A:33/F:25	
		MT	x		21427	Joint Kit			ws		27	A:33/F:25/ABS:29	
		MT	x		21497	Joint Kit			ws		27	A:33/F:25/ABS:43	
		MT			21457	Joint Kit				gs	30	D:34/G:25	
		MT			26039	Boot Kit			ws				L:80/Ø1:22/Ø2:83
		MT			26100	Boot Kit				gs			L:94/Ø1=22/Ø2=66
ASTRA MK II ESTATE													
1.2 (44 kW)	09.84 - 12.88	MT			21447	Driveshaft	L				4	L:597.5/A:22/D:22	
		MT			21448	Driveshaft	R				4	L:940.5/A:22/D:22	
		MT			21452	Joint Kit			ws		27	A:22/F:22/O:52/Z	
		MT	x		21428	Joint Kit			ws		27	A:22/F:22/O:52/Z/ABS:29	
		MT			21451	Joint Kit				gs	30	D:22/G:22	
		MT			26027	Boot Kit			ws				L:80/Ø1:18/Ø2:76
		MT			26085	Boot Kit				gs			L:98/Ø1=20/Ø2=54
1.3 (55 kW)	09.84 - 08.91	MT			21447	Driveshaft	L				4	L:597.5/A:22/D:22	
		AT			21458	Driveshaft	L				5	L:540/A:22/K:34	
		MT			21448	Driveshaft	R				4	L:940.5/A:22/D:22	
		AT			21459	Driveshaft	R				4	L:636.5/A:22/D:34	
		MT/AT			21452	Joint Kit			ws		27	A:22/F:22/O:52/Z	
		MT	x		21428	Joint Kit			ws		27	A:22/F:22/O:52/Z/ABS:29	
		MT			21451	Joint Kit				gs	30	D:22/G:22	
1.6 (60 kW)	09.84 - 08.91	MT/AT			26027	Boot Kit			ws			L:80/Ø1:18/Ø2:76	
		MT			26085	Boot Kit				gs		L:98/Ø1=20/Ø2=54	
		MT			21455	Joint Kit			ws		27	A:33/F:25	
1.6 D (40 kW)	09.84 - 12.89	MT			26039	Boot Kit			ws			L:80/Ø1:22/Ø2:83	
		MT			26085	Boot Kit				gs		L:98/Ø1=20/Ø2=54	
		MT			21455	Joint Kit			ws		27	A:33/F:25	
1.6 S (66 kW)	09.84 - 08.86	MT			21427	Joint Kit			ws		27	A:33/F:25/ABS:29	
		MT	x		21497	Joint Kit			ws		27	A:33/F:25/ABS:43	
		MT		gear F13	21451	Joint Kit				gs	30	D:22/G:22	
		MT			26039	Boot Kit			ws			L:80/Ø1:22/Ø2:83	
		MT			26085	Boot Kit				gs		L:98/Ø1=20/Ø2=54	
1.7 D (42 kW)	02.89 - 08.91	MT			21455	Joint Kit			ws		27	A:33/F:25	
		MT	x		21427	Joint Kit			ws		27	A:33/F:25/ABS:29	
		MT	x		21497	Joint Kit			ws		27	A:33/F:25/ABS:43	

		MT			21457	Joint Kit			gs	30	D:34/G:25
		MT			26039	Boot Kit		ws			L:80/Ø1:22/Ø2:83
		MT			26100	Boot Kit		gs			L:94/Ø1=22/Ø2=66
1.8 i (83 kW)	01.90 - 08.91	MT	x		21439	Driveshaft	L			4	L:610.5/A:33/D:34/ABS:29
		MT	x		21441	Driveshaft	L			4	L:610.5/A:33/D:34/ABS:43
		MT			21466	Driveshaft	R			4	L:946.5/A:33/D:34
		MT	x		21440	Driveshaft	R			4	L:946.5/A:33/D:34/ABS:29
		MT	x		21442	Driveshaft	R			4	L:946.5/A:33/D:34/ABS:43
		MT			21455	Joint Kit		ws		27	A:33/F:25
		MT	x		21427	Joint Kit		ws		27	A:33/F:25/ABS:29
		MT	x		21497	Joint Kit		ws		27	A:33/F:25/ABS:43
		MT			21457	Joint Kit			gs	30	D:34/G:25
		MT			26039	Boot Kit		ws			L:80/Ø1:22/Ø2:83
		MT			26100	Boot Kit		gs			L:94/Ø1=22/Ø2=66
<b>ASTRA MK III</b>											
1.4 i (44/60 kW) / 1.4 S (55 kW)	09.91 - 03.01	MT	x	Ch.-No. - P-2732833	21407	Driveshaft	L			4	L:608/A:22/D:22/ABS:29
		MT	x	Ch.-No. - P-2732833	21406	Driveshaft	R			4	L:950/A:22/D:22/ABS:29
		MT	x	Ch.-No. - P-2732833	21428	Joint Kit		ws		27	A:22/F:22/O:52/Z/ABS:29
		MT	x	01.94 -	20181	Joint Kit		ws		27	A:22/F:22/O:52/Z/ABS:29
		MT			21451	Joint Kit			gs	30	D:22/G:22
		MT		Ch.-No. - N-4029608	26027	Boot Kit		ws			L:80/Ø1:18/Ø2:76
		MT		01.94 -	23124	Boot Kit		ws			L:106/Ø1:22/Ø2:78
		MT			26085	Boot Kit			gs		L:98/Ø1=20/Ø2=54
1.4 i 16V (66 kW)	01.96 - 03.01	MT/AT	x		20181	Joint Kit		ws		27	A:22/F:22/O:52/Z/ABS:29
		MT/AT			23124	Boot Kit		ws			L:106/Ø1:22/Ø2:78
1.6 i (52 kW)	03.93 - 08.96	MT/AT	x		20181	Joint Kit		ws		27	A:22/F:22/O:52/Z/ABS:29
		MT			21451	Joint Kit			gs	30	D:22/G:22
		MT/AT			23124	Boot Kit		ws			L:106/Ø1:22/Ø2:78
		MT			26085	Boot Kit			gs		L:98/Ø1=20/Ø2=54
1.6 i (55/74 kW)	09.91 - 09.98	MT	x	Ch.-No. - P-2732833	21407	Driveshaft	L			4	L:608/A:22/D:22/ABS:29
		MT	x	Ch.-No. - P-2732833	21406	Driveshaft	R			4	L:950/A:22/D:22/ABS:29
		MT/AT	x	Ch.-No. - P-2732833	21428	Joint Kit		ws		27	A:22/F:22/O:52/Z/ABS:29
		MT/AT	x	01.94 -	20181	Joint Kit		ws		27	A:22/F:22/O:52/Z/ABS:29
		MT			21451	Joint Kit			gs	30	D:22/G:22
		MT/AT		Ch.-No. - N-4029608	26027	Boot Kit		ws			L:80/Ø1:18/Ø2:76
		MT/AT		01.94 -	23124	Boot Kit		ws			L:106/Ø1:22/Ø2:78
		MT			26085	Boot Kit			gs		L:98/Ø1=20/Ø2=54
1.6 i (55 kW)	01.96 - 03.01	MT/AT	x		20181	Joint Kit		ws		27	A:22/F:22/O:52/Z/ABS:29
		MT/AT			23124	Boot Kit		ws			L:106/Ø1:22/Ø2:78
1.6 i 16V (74 kW)	01.94 - 09.98	MT/AT	x		20181	Joint Kit		ws		27	A:22/F:22/O:52/Z/ABS:29
		MT			21451	Joint Kit			gs	30	D:22/G:22
		MT/AT			23124	Boot Kit		ws			L:106/Ø1:22/Ø2:78
		MT			26085	Boot Kit			gs		L:98/Ø1=20/Ø2=54
1.7 D (42 kW)	12.91 - 02.98	MT/AT	x		21427	Joint Kit		ws		27	A:33/F:25/ABS:29
		MT			21451	Joint Kit			gs	30	D:22/G:22
		MT/AT			26039	Boot Kit		ws			L:80/Ø1:22/Ø2:83
		MT			26085	Boot Kit			gs		L:98/Ø1=20/Ø2=54
1.7 D (44 kW)	09.91 - 09.98	MT/AT	x	Ch.-No. - P-2732833	21427	Joint Kit		ws		27	A:33/F:25/ABS:29
		MT/AT	x	01.94 -	20181	Joint Kit		ws		27	A:22/F:22/O:52/Z/ABS:29
		MT			21451	Joint Kit			gs	30	D:22/G:22
		MT/AT		Ch.-No. - N-4029608	26039	Boot Kit		ws			L:80/Ø1:22/Ø2:83




		Transm.	with ABS Ring		Part-No.	Description	L Left R Right	F Front R Rear	Wheel Side	Gear Box Side	Pic. No.	Technical Specification  Further details on page I
		MT Manual AT Autom.										

( VAUXHALL )

( VAUXHALL )

ASTRA MK III												
1.7 D (44 kW)	09.91 - 09.98	MT/AT MT			23124 26085	Boot Kit Boot Kit			ws	gs		L:106/Ø1:22/Ø2:78 L:98/Ø1=20/Ø2=54
1.7 TD (50 kW)	11.94 - 09.98	MT/AT MT/AT	x	Ch.-No. N500001 - Ch.-No. N500001 -	21427 26039	Joint Kit Boot Kit			ws ws		27	A:33/F:25/ABS:29 L:80/Ø1:22/Ø2:83
1.7 TD (60 kW)	12.91 - 09.98	MT MT MT/AT MT MT/AT MT	x x x		21433 21434 21427 21457 26039 26100	Driveshaft Driveshaft Joint Kit Joint Kit Boot Kit Boot Kit	L R			ws gs ws	4 4 27 30	L:618/A:33/D:34/ABS:29 L:965/A:33/D:34/ABS:29 A:33/F:25/ABS:29 D:34/G:25 L:80/Ø1:22/Ø2:83 L:94/Ø1=22/Ø2=66
1.8 16V (85 kW)	11.94 - 03.01	MT MT			21457 26100	Joint Kit Boot Kit				gs gs	30	D:34/G:25 L:94/Ø1=22/Ø2=66
1.8 i (66 kW)	09.91 - 09.98	MT MT MT/AT MT MT/AT MT	x x x		21433 21434 21427 21457 26039 26100	Driveshaft Driveshaft Joint Kit Joint Kit Boot Kit Boot Kit	L R		ws	gs	4 4 27 30	L:618/A:33/D:34/ABS:29 L:965/A:33/D:34/ABS:29 A:33/F:25/ABS:29 D:34/G:25 L:80/Ø1:22/Ø2:83 L:94/Ø1=22/Ø2=66
1.8 i 16V (85/92 kW)	06.93 - 02.98	MT MT			21457 26100	Joint Kit Boot Kit				gs gs	30	D:34/G:25 L:94/Ø1=22/Ø2=66
2.0 i (85 kW)	09.91 - 09.98	MT MT MT/AT MT MT/AT MT	x x x		21433 21434 21427 21457 26039 26100	Driveshaft Driveshaft Joint Kit Joint Kit Boot Kit Boot Kit	L R		ws	gs	4 4 27 30	L:618/A:33/D:34/ABS:29 L:965/A:33/D:34/ABS:29 A:33/F:25/ABS:29 D:34/G:25 L:80/Ø1:22/Ø2:83 L:94/Ø1=22/Ø2=66
2.0 i 16V (100 kW)	01.94 - 09.98	MT/AT MT/AT	x	Ch.-No. N500001 - Ch.-No. N500001 -	21427 26039	Joint Kit Boot Kit			ws ws		27	A:33/F:25/ABS:29 L:80/Ø1:22/Ø2:83
2.0 i 16V (110 kW)	09.91 - 02.98	MT MT MT MT MT MT	x x x		21433 21434 21427 21457 26039 26100	Driveshaft Driveshaft Joint Kit Joint Kit Boot Kit Boot Kit	L R		ws ws	gs	4 4 27 30	L:618/A:33/D:34/ABS:29 L:965/A:33/D:34/ABS:29 A:33/F:25/ABS:29 D:34/G:25 L:80/Ø1:22/Ø2:83 L:94/Ø1=22/Ø2=66
ASTRA MK III ESTATE												
1.4 i (44/60 kW) / 1.4 S (55 kW)	03.91 - 02.98	MT MT MT MT MT	x x x x	Ch.-No. - P-2732833 Ch.-No. - P-2732833 Ch.-No. - P-2732833 01.94 - Ch.-No. - N-4029608	21407 21406 21428 20181 21451 26027	Driveshaft Driveshaft Joint Kit Joint Kit Joint Kit Boot Kit	L R		ws ws	gs	4 4 27 27 30	L:608/A:22/D:22/ABS:29 L:950/A:22/D:22/ABS:29 A:22/F:22/O:52/Z/ABS:29 A:22/F:22/O:52/Z/ABS:29 D:22/G:22 L:80/Ø1:18/Ø2:76

		MT		01.94 -	23124	Boot Kit			ws			L:106/Ø1:22/Ø2:78
		MT			26085	Boot Kit				gs		L:98/Ø1=20/Ø2=54
1.4 i 16V (66 kW)	02.96 - 01.98	MT/AT	x		20181	Joint Kit			ws		27	A:22/F:22/O:52/Z/ABS:29
		MT/AT			23124	Boot Kit			ws			L:106/Ø1:22/Ø2:78
1.6 i (52 kW)	07.94 - 02.98	MT/AT	x		20181	Joint Kit			ws		27	A:22/F:22/O:52/Z/ABS:29
		MT			21451	Joint Kit				gs	30	D:22/G:22
		MT/AT			23124	Boot Kit			ws			L:106/Ø1:22/Ø2:78
		MT			26085	Boot Kit				gs		L:98/Ø1=20/Ø2=54
1.6 i (55 kW) / 1.6 Si (74 kW)	03.91 - 02.98	MT	x	Ch.-No. - P-2732833	21407	Driveshaft	L				4	L:608/A:22/D:22/ABS:29
		MT	x	Ch.-No. - P-2732833	21406	Driveshaft	R				4	L:950/A:22/D:22/ABS:29
		MT/AT	x	Ch.-No. - P-2732833	21428	Joint Kit			ws		27	A:22/F:22/O:52/Z/ABS:29
		MT/AT	x	01.94 -	20181	Joint Kit			ws		27	A:22/F:22/O:52/Z/ABS:29
		MT			21451	Joint Kit				gs	30	D:22/G:22
		MT/AT		Ch.-No. - N-4029608	26027	Boot Kit			ws			L:80/Ø1:18/Ø2:76
		MT/AT		01.94 -	23124	Boot Kit			ws			L:106/Ø1:22/Ø2:78
		MT			26085	Boot Kit				gs		L:98/Ø1=20/Ø2=54
1.6 i 16V (74 kW)	01.94 - 02.98	MT/AT	x		20181	Joint Kit			ws		27	A:22/F:22/O:52/Z/ABS:29
		MT			21451	Joint Kit				gs	30	D:22/G:22
		MT/AT			23124	Boot Kit			ws			L:106/Ø1:22/Ø2:78
		MT			26085	Boot Kit				gs		L:98/Ø1=20/Ø2=54
1.7 D (42 kW)	12.91 - 02.98	MT/AT	x		21427	Joint Kit			ws		27	A:33/F:25/ABS:29
		MT			21451	Joint Kit				gs	30	D:22/G:22
		MT/AT			26039	Boot Kit			ws			L:80/Ø1:22/Ø2:83
		MT			26085	Boot Kit				gs		L:98/Ø1=20/Ø2=54
1.7 D (44 kW)	03.91 - 12.94	MT/AT	x	Ch.-No. - P-2732833	21427	Joint Kit			ws		27	A:33/F:25/ABS:29
		MT/AT	x	01.94 -	20181	Joint Kit			ws		27	A:22/F:22/O:52/Z/ABS:29
		MT			21451	Joint Kit				gs	30	D:22/G:22
		MT/AT		Ch.-No. - N-4029608	26039	Boot Kit			ws			L:80/Ø1:22/Ø2:83
		MT/AT			23124	Boot Kit			ws			L:106/Ø1:22/Ø2:78
		MT			26085	Boot Kit				gs		L:98/Ø1=20/Ø2=54
1.7 TD (50 kW)	01.94 - 02.98	MT/AT	x	Ch.-No. N500001 -	21427	Joint Kit			ws		27	A:33/F:25/ABS:29
		MT/AT		Ch.-No. N500001 -	26039	Boot Kit			ws			L:80/Ø1:22/Ø2:83
1.7 TD (60 kW)	12.91 - 02.98	MT	x		21433	Driveshaft	L				4	L:618/A:33/D:34/ABS:29
		MT	x		21434	Driveshaft	R				4	L:965/A:33/D:34/ABS:29
		MT/AT	x		21427	Joint Kit			ws		27	A:33/F:25/ABS:29
		MT			21457	Joint Kit				gs	30	D:34/G:25
		MT/AT			26039	Boot Kit			ws			L:80/Ø1:22/Ø2:83
		MT			26100	Boot Kit				gs		L:94/Ø1=22/Ø2=66
1.8 i (66 kW)	09.91 - 02.98	MT	x		21433	Driveshaft	L				4	L:618/A:33/D:34/ABS:29
		MT	x		21434	Driveshaft	R				4	L:965/A:33/D:34/ABS:29
		MT/AT	x		21427	Joint Kit			ws		27	A:33/F:25/ABS:29
		MT			21457	Joint Kit				gs	30	D:34/G:25
		MT/AT			26039	Boot Kit			ws			L:80/Ø1:22/Ø2:83
		MT			26100	Boot Kit				gs		L:94/Ø1=22/Ø2=66
1.8 i 16V (85/92 kW)	09.94 - 02.98	MT			21457	Joint Kit				gs	30	D:34/G:25
		MT			26100	Boot Kit				gs		L:94/Ø1=22/Ø2=66
2.0 i (85 kW)	09.91 - 02.98	MT	x		21433	Driveshaft	L				4	L:618/A:33/D:34/ABS:29
		MT	x		21434	Driveshaft	R				4	L:965/A:33/D:34/ABS:29
		MT/AT	x		21427	Joint Kit			ws		27	A:33/F:25/ABS:29
		MT			21457	Joint Kit				gs	30	D:34/G:25
		MT/AT			26039	Boot Kit			ws			L:80/Ø1:22/Ø2:83

		Transm.	with ABS Ring		Part-No.	Description	L Left R Right	F Front R Rear	Wheel Side	Gear Box Side	Pic. No.	Technical Specification  Further details on page I
		MT Manual AT Autom.										




( VAUXHALL )

( VAUXHALL )

ASTRA MK III ESTATE												
2.0 i (85 kW)	09.91 - 02.98	MT			26100	Boot Kit				gs		L:94/Ø1=22/Ø2=66
2.0 i 16V (100 kW)	01.94 - 02.98	MT/AT	x	Ch.-No. N500001 -	21427	Joint Kit			ws		27	A:33/F:25/ABS:29
		MT/AT		Ch.-No. N500001 -	26039	Boot Kit			ws			L:80/Ø1:22/Ø2:83
ASTRAVAN MK III												
1.4 i (44 kW)	01.91 - 10.94	MT	x	- 12.92	21407	Driveshaft	L				4	L:608/A:22/D:22/ABS:29
		MT	x	- 12.92	21406	Driveshaft	R				4	L:950/A:22/D:22/ABS:29
		MT	x	- 12.92	21428	Joint Kit			ws		27	A:22/F:22/O:52/Z/ABS:29
		MT			21451	Joint Kit				gs	30	D:22/G:22
		MT		- 12.91	26027	Boot Kit			ws			L:80/Ø1:18/Ø2:76
		MT			26085	Boot Kit				gs		L:98/Ø1=20/Ø2=54
1.6 i (52 kW)	02.94 - 10.96	MT			21451	Joint Kit				gs	30	D:22/G:22
		MT			26085	Boot Kit				gs		L:98/Ø1=20/Ø2=54
1.6 i (55 kW)	01.91 - 08.98	MT	x	- 12.92	21407	Driveshaft	L				4	L:608/A:22/D:22/ABS:29
		MT	x	- 12.92	21406	Driveshaft	R				4	L:950/A:22/D:22/ABS:29
		MT/AT	x	- 12.92	21428	Joint Kit			ws		27	A:22/F:22/O:52/Z/ABS:29
		MT			21451	Joint Kit				gs	30	D:22/G:22
		MT/AT		- 12.91	26027	Boot Kit			ws			L:80/Ø1:18/Ø2:76
		MT			26085	Boot Kit				gs		L:98/Ø1=20/Ø2=54
1.7 D (44 kW)	01.91 - 08.94	MT/AT	x	Ch.-No. - P-5271948	21427	Joint Kit			ws		27	A:33/F:25/ABS:29
		MT			21451	Joint Kit				gs	30	D:22/G:22
		MT			26085	Boot Kit				gs		L:98/Ø1=20/Ø2=54
ASTRA MK IV / ASTRA MK IV ESTATE / ASTRAVAN MK IV												
1.2 16V (48 kW)	02.98 - 09.00	MT/AT			23103	Boot Kit			ws			L:110/Ø1=23/Ø2=78
		MT/AT			23104	Boot Kit				gs		L:112/Ø1=23/Ø2=77
1.4 16V (66 kW)	02.98 -	MT			24066	Driveshaft	L				4	L:595/A:33/D:22/O:52
		MT			24068	Driveshaft	R				4	L:977/A:33/D:22/O:52
		MT/AT			21195	Joint Kit			ws		27	A:33/F:22/O:52/X
		MT/AT		TPE boot	21196	Boot Kit			ws			L:112/Ø1=23/Ø2=79
1.6 (55 kW)	02.98 -	MT			24066	Driveshaft	L				4	L:595/A:33/D:22/O:52
		MT			24068	Driveshaft	R				4	L:977/A:33/D:22/O:52
		MT/AT			21195	Joint Kit			ws		27	A:33/F:22/O:52/X
		MT/AT		TPE boot	21196	Boot Kit			ws			L:112/Ø1=23/Ø2=79
1.6 (62 kW)	09.00 -	MT			24066	Driveshaft	L				4	L:595/A:33/D:22/O:52
		MT			24068	Driveshaft	R				4	L:977/A:33/D:22/O:52
		MT/AT			21195	Joint Kit			ws		27	A:33/F:22/O:52/X
		MT/AT		TPE boot	21196	Boot Kit			ws			L:112/Ø1=23/Ø2=79
1.6 CNG (71 kW)	03.03 -	MT			24071	Driveshaft	L				4	L:615/A:33/D:22/O:52
		MT			24072	Driveshaft	R				4	L:960/A:33/D:22/O:52
1.6 16V (74 kW)	02.98 -	MT			24066	Driveshaft	L				4	L:595/A:33/D:22/O:52
		MT			24068	Driveshaft	R				4	L:977/A:33/D:22/O:52



		MT/AT			21195	Joint Kit			ws		27	A:33/F:22/O:52/X
		MT/AT		TPE boot	21196	Boot Kit			ws			L:112/Ø1=23/Ø2=79
1.6 16V (76 kW)	12.02 -	MT			24066	Driveshaft	L				4	L:595/A:33/D:22/O:52
		MT			24068	Driveshaft	R				4	L:977/A:33/D:22/O:52
		MT/AT			21195	Joint Kit			ws		27	A:33/F:22/O:52/X
		MT/AT		TPE boot	21196	Boot Kit			ws			L:112/Ø1=23/Ø2=79
1.7 TD (50 kW)	02.98 - 08.00	MT			24066	Driveshaft	L				4	L:595/A:33/D:22/O:52
		MT			24068	Driveshaft	R				4	L:977/A:33/D:22/O:52
		MT/AT			21195	Joint Kit			ws		27	A:33/F:22/O:52/X
		MT/AT		TPE boot	21196	Boot Kit			ws			L:112/Ø1=23/Ø2=79
1.7 DTI 16V (55 kW)	02.00 -	MT			24071	Driveshaft	L				4	L:615/A:33/D:22/O:52
		MT			24072	Driveshaft	R				4	L:960/A:33/D:22/O:52
1.7 CDTI (59 kW)	04.03 -	MT			24071	Driveshaft	L				4	L:615/A:33/D:22/O:52
		MT			24072	Driveshaft	R				4	L:960/A:33/D:22/O:52
1.8 16V (85 kW)	02.98 - 10.00	MT			24071	Driveshaft	L				4	L:615/A:33/D:22/O:52
		MT			24072	Driveshaft	R				4	L:960/A:33/D:22/O:52
		MT/AT	x		20183	Joint Kit			ws		27	A:33/F:25/O:52/Z/ABS:29
		MT/AT			20182	Boot Kit			ws			L:107/Ø1=26/Ø2=86
1.8 16V (92 kW)	09.00 -	MT			24071	Driveshaft	L				4	L:615/A:33/D:22/O:52
		MT			24072	Driveshaft	R				4	L:960/A:33/D:22/O:52
		MT/AT		TPE boot	21540	Boot Kit			ws			L:121/Ø1=25/Ø2=83
2.0 16V (100 kW)	02.98 -	MT			24073	Driveshaft	L				4	L:611/A:33/D:34/O:52
		MT		Ch.-No. -22999999,-25999999,-26999999,-28999999	24074	Driveshaft	R				4	L:955/A:33/D:34/O:52
		MT/AT	x		20183	Joint Kit			ws		27	A:33/F:25/O:52/Z/ABS:29
		MT/AT			20182	Boot Kit			ws			L:107/Ø1=26/Ø2=86
2.0 16V OPC (118 kW)	11.99 - 09.02	MT			24073	Driveshaft	L				4	L:611/A:33/D:34/O:52
		MT/AT	x		20183	Joint Kit			ws		27	A:33/F:25/O:52/Z/ABS:29
		MT/AT			20182	Boot Kit			ws			L:107/Ø1=26/Ø2=86
2.0 OPC (147 kW)	11.02 -	MT/AT			26100	Boot Kit				gs		L:94/Ø1=22/Ø2=66
2.0 16V Turbo (147 kW)	11.02 -	MT/AT			26100	Boot Kit				gs		L:94/Ø1=22/Ø2=66
2.0 DI (60 kW)	02.98 -	MT		- 09.90, engine X20DTL	24073	Driveshaft	L				4	L:611/A:33/D:34/O:52
		MT		- 09.90, engine X20DTL	24074	Driveshaft	R				4	L:955/A:33/D:34/O:52
		MT		09.90 -, engine Y20DTL	24073	Driveshaft	L				4	L:611/A:33/D:34/O:52
		MT		09.90 -, engine Y20DTL, Ch.-No. - 28999999	24074	Driveshaft	R				4	L:955/A:33/D:34/O:52
		MT/AT	x		20183	Joint Kit			ws		27	A:33/F:25/O:52/Z/ABS:29
		MT/AT			20182	Boot Kit			ws			L:107/Ø1=26/Ø2=86
2.0 DTI 16V (74 kW)	08.99 -	MT			24073	Driveshaft	L				4	L:611/A:33/D:34/O:52
		MT			24074	Driveshaft	R				4	L:955/A:33/D:34/O:52
		MT/AT		TPE boot	22290	Boot Kit			ws			L:110/Ø1=25/Ø2=87
2.2 16V (108 kW)	03.01 -	MT			24073	Driveshaft	L				4	L:611/A:33/D:34/O:52
		MT			24074	Driveshaft	R				4	L:955/A:33/D:34/O:52
<b>ASTRA MK V / ASTRA MK V SPORT HATCH / ASTRA MK V ESTATE</b>												
1.4 (66 kW)	03.04 -	MT			24079	Driveshaft	L				4	L:606/A:33/D:22/O:52.3
		MT			24080	Driveshaft	R				5	L:968.4/A:33/D:22/O:52.3
		MT			23985	Joint Kit			ws		27	A:33/F:22/O:52.25/Z
		MT		TPE boot	23986	Boot Kit			ws			L:123/Ø1=23/Ø2=77
1.6 (77 kW)	03.04 -	MT			24079	Driveshaft	L				4	L:606/A:33/D:22/O:52.3
		MT			24080	Driveshaft	R				5	L:968.4/A:33/D:22/O:52.3
		MT			23985	Joint Kit			ws		27	A:33/F:22/O:52.25/Z
		MT		TPE boot	23986	Boot Kit			ws			L:123/Ø1=23/Ø2=77
1.8 (92 kW)	03.04 -	MT			24081	Driveshaft	L					L:605.7/A:33/D:22/O:52.3

		Transm.	with ABS Ring		Part-No.	Description	L	F	Wheel Side	Gear Box Side	Pic. No.	Technical Specification  Further details on page I
		MT Manual AT Autom.					Left R Right	Front R Rear				

( VAUXHALL )

( VAUXHALL )

ASTRA MK V / ASTRA MK V SPORT HATCH / ASTRA MK V ESTATE													
1.8 (92 kW)	03.04 -	AT			24085	Driveshaft	L					L:605.6/A:33/D:22/O:52.3	
		MT			24082	Driveshaft	R					L:968.8/A:33/D:22/O:52.3	
		AT			24086	Driveshaft	R					L:968.7/A:33/D:22/O:52.3	
		MT			23987	Joint Kit				ws	27	A:33/F:24/O:52.25/Z	
		MT		TPE boot	23988	Boot Kit				ws		L:120/Ø1=24.5/Ø2=83	
2.0 Turbo (125/147 kW)	03.04 -	MT			24083	Driveshaft	L					L:576.7/A:33/D:25/O:52.3	
		MT			24084	Driveshaft	R					L:619.7/A:33/K:34/O:52.3	
		MT			23997	Joint Kit				ws	27	A:33/F:26/DF:26.9/O:52.25/Z	
		MT		TPE boot	23024	Boot Kit				ws		L:125/Ø1=27/Ø2=89	
2.0 Turbo (177 kW)	03.04 -	MT			23997	Joint Kit				ws	27	A:33/F:26/DF:26.9/O:52.25/Z	
		MT		TPE boot	23024	Boot Kit				ws		L:125/Ø1=27/Ø2=89	
1.7 CDTI (59 kW)	03.04 -	MT			24081	Driveshaft	L					L:605.7/A:33/D:22/O:52.3	
		MT			24082	Driveshaft	R					L:968.8/A:33/D:22/O:52.3	
		MT			23987	Joint Kit				ws	27	A:33/F:24/O:52.25/Z	
		MT		TPE boot	23988	Boot Kit				ws		L:120/Ø1=24.5/Ø2=83	
1.7 CDTI (74 kW)	03.04 -	MT5			24077	Driveshaft	L				4	L:612/A:33/D:34/O:52.3	
		MT5/MT6			24078	Driveshaft	R				5	L:584/A:33/K:34/O:52.3	
		MT5			23987	Joint Kit				ws	27	A:33/F:24/O:52.25/Z	
		MT5		TPE boot	23988	Boot Kit				ws		L:120/Ø1=24.5/Ø2=83	
1.9 CDTI (74 kW)	09.05 -	MT		engine Z19DTL	23997	Joint Kit				ws	27	A:33/F:26/DF:26.9/O:52.25/Z	
		MT		TPE boot	23024	Boot Kit				ws		L:125/Ø1=27/Ø2=89	
1.9 CDTI (88 kW)	04.04 -	MT		engine Z 19 DTH	24087	Driveshaft	L					L:595.2/A:30/D:25/O:52.3	
		MT		engine Z 19 DTH	24088	Driveshaft	R					L:619.7/A:30/K:34/O:52.3	
		MT		engine Z19 DT / Z19DTJ / Z19DTL	24084	Driveshaft	R					L:619.7/A:33/K:34/O:52.3	
		MT		engine Z 19 DTH	23984	Joint Kit				ws	27	A:30/F:26/O:52.3/Z	
		MT		engine Z19 DT / Z19DTJ / Z19DTL	23997	Joint Kit				ws	27	A:33/F:26/DF:26.9/O:52.25/Z	
1.9 CDTI (110 kW)	04.04 -	MT		engine Z 19 DTH	24087	Driveshaft	L					L:595.2/A:30/D:25/O:52.3	
		MT		engine Z 19 DTH	24088	Driveshaft	R					L:619.7/A:30/K:34/O:52.3	
		MT		engine Z 19 DTH	23984	Joint Kit				ws	27	A:30/F:26/O:52.3/Z	
		MT		TPE boot	23024	Boot Kit				ws		L:125/Ø1=27/Ø2=89	
<b>CALIBRA</b>													
2.0 i (85 kW)	06.90 - 07.97	MT	x	- 07.91	21408	Driveshaft	L				4	L:618/A:33/D:34/ABS:43	
		MT	x	08.91 -	21433	Driveshaft	L				4	L:618/A:33/D:34/ABS:29	
		MT	x	- 07.91	21409	Driveshaft	R				4	L:965/A:33/D:34/ABS:43	
		MT	x	08.91 -	21434	Driveshaft	R				4	L:965/A:33/D:34/ABS:29	
		MT/AT	x	- 07.91	21497	Joint Kit				ws	27	A:33/F:25/ABS:43	
		MT/AT	x	08.91 -	21427	Joint Kit				ws	27	A:33/F:25/ABS:29	
		MT			21457	Joint Kit					gs	30	D:34/G:25
		MT/AT			26039	Boot Kit				ws			L:80/Ø1:22/Ø2:83
		MT			26100	Boot Kit					gs		L:94/Ø1=22/Ø2=66

2.0 i 4X4 (85 kW)	06.90 - 07.97	MT	x		21408	Driveshaft	L	F			4	L:618/A:33/D:34/ABS:43	
		MT	x		21433	Driveshaft	L	F			4	L:618/A:33/D:34/ABS:29	
		MT	x		21412	Driveshaft	R	F			5	L:681/A:33/K:34/ABS:43	
		MT	x		21435	Driveshaft	R	F			5	L:681/A:33/K:34/ABS:29	
		MT	x		21497	Joint Kit		F	ws		27	A:33/F:25/ABS:43	
		MT	x		21427	Joint Kit		F	ws		27	A:33/F:25/ABS:29	
		MT			21457	Joint Kit	L	F		gs	30	D:34/G:25	
		MT			21498	Joint Kit	R	F		gs	32	G:25/K:34	
		MT			26039	Boot Kit		F	ws				L:80/Ø1:22/Ø2:83
		MT			26100	Boot Kit		F		gs			L:94/Ø1=22/Ø2=66
2.0 i 16V (100 kW)	06.90 - 07.97	MT	x		21427	Joint Kit			ws		27	A:33/F:25/ABS:29	
		MT	x		21497	Joint Kit			ws		27	A:33/F:25/ABS:43	
		MT			26039	Boot Kit			ws			L:80/Ø1:22/Ø2:83	
2.0 i 16V (110 kW)	06.90 - 02.94	MT	x	- 07.91	21408	Driveshaft	L				4	L:618/A:33/D:34/ABS:43	
		MT	x	08.91 -	21433	Driveshaft	L				4	L:618/A:33/D:34/ABS:29	
		MT	x	- 07.91	21412	Driveshaft	R				5	L:681/A:33/K:34/ABS:43	
		MT	x	08.91 -	21435	Driveshaft	R				5	L:681/A:33/K:34/ABS:29	
		MT	x	- 07.91	21497	Joint Kit			ws		27	A:33/F:25/ABS:43	
		MT	x	08.91 -	21427	Joint Kit			ws		27	A:33/F:25/ABS:29	
		MT			21457	Joint Kit	L			gs	30	D:34/G:25	
		MT			21498	Joint Kit	R			gs	32	G:25/K:34	
		MT			26039	Boot Kit			ws				L:80/Ø1:22/Ø2:83
		MT			26100	Boot Kit				gs			L:94/Ø1=22/Ø2=66
2.0 i 16V 4X4 (100 kW)	02.94 - 07.97	MT	x		21427	Joint Kit		F	ws		27	A:33/F:25/ABS:29	
		MT	x		21497	Joint Kit		F	ws		27	A:33/F:25/ABS:43	
		MT			26039	Boot Kit		F	ws			L:80/Ø1:22/Ø2:83	
2.0 i 16V 4X4 (110 kW)	06.90 - 02.94	MT	x		21408	Driveshaft	L	F			4	L:618/A:33/D:34/ABS:43	
		MT	x		21433	Driveshaft	L	F			4	L:618/A:33/D:34/ABS:29	
		MT	x		21412	Driveshaft	R	F			5	L:681/A:33/K:34/ABS:43	
		MT	x		21435	Driveshaft	R	F			5	L:681/A:33/K:34/ABS:29	
		MT	x		21497	Joint Kit		F	ws		27	A:33/F:25/ABS:43	
		MT	x		21427	Joint Kit		F	ws		27	A:33/F:25/ABS:29	
		MT			21457	Joint Kit	L	F		gs	30	D:34/G:25	
		MT			21498	Joint Kit	R	F		gs	32	G:25/K:34	
		MT			26039	Boot Kit		F	ws				L:80/Ø1:22/Ø2:83
		MT			26100	Boot Kit		F		gs			L:94/Ø1=22/Ø2=66
2.0 i Turbo 4X4 (150 kW)	03.92 - 07.97	MT	x		21433	Driveshaft	L	F			4	L:618/A:33/D:34/ABS:29	
		MT	x		21435	Driveshaft	R	F			5	L:681/A:33/K:34/ABS:29	
		MT	x		21427	Joint Kit		F	ws		27	A:33/F:25/ABS:29	
		MT			21457	Joint Kit	L	F		gs	30	D:34/G:25	
		MT			21498	Joint Kit	R	F		gs	32	G:25/K:34	
		MT			26039	Boot Kit		F	ws				L:80/Ø1:22/Ø2:83
2.5 i V6 (125 kW)	04.93 - 07.97	MT			26100	Boot Kit		F		gs		L:94/Ø1=22/Ø2=66	
		MT			21457	Joint Kit	L			gs	30	D:34/G:25	
		MT			21498	Joint Kit	R			gs	32	G:25/K:34	
2.0 (73-90 kW)	09.86 - 03.94	MT/AT	x		21491	Driveshaft	L/R				14	L:636.4/D:24/ABS:48	
		MT/AT			21488	Joint Kit			ws		29	G:25	
		MT/AT			26090	Boot Kit			ws			L:106/Ø1=25/Ø2=100/with cap	
2.0 (73-90 kW)	09.86 - 03.94	MT/AT	x		21491	Driveshaft	L/R				14	L:636.4/D:24/ABS:48	

		Transm.	with ABS Ring		Part-No.	Description	L	F	Wheel Side	Gear Box Side	Pic. No.	Technical Specification  Further details on page I
		MT Manual AT Autom.					Left R Right	Front R Rear				

( VAUXHALL )

( VAUXHALL )

CARLTON MK III												
2.0 (73-90 kW)	09.86 - 03.94	MT/AT MT/AT			21488 26090	Joint Kit Boot Kit			ws ws		29	G:25 L:106/Ø1=25/Ø2=100/with cap
2.3 D (54 kW)	09.86 - 03.94	MT/AT MT/AT MT/AT	x		21491 21488 26090	Driveshaft Joint Kit Boot Kit	L/R		ws ws		14 29	L:636.4/D:24/ABS:48 G:25 L:106/Ø1=25/Ø2=100/with cap
2.3 TD Interc. (74 kW)	08.88 - 03.94	MT/AT MT/AT MT/AT MT/AT MT/AT	x		21489 21492 20388 21490 26091	Driveshaft Driveshaft Joint w. Shaft Joint Kit Boot Kit	L/R L/R L/R			gs ws ws	14 14 29	L:611.5/D:27 L:628.2/D:27/ABS:48 L:613.5/D:27 G:28 L:126/Ø1=26/Ø2=108/with cap
2.4 i (92 kW)	09.88 - 03.94	MT/AT MT/AT MT/AT MT/AT MT/AT	x		21489 21492 20388 21490 26091	Driveshaft Driveshaft Joint w. Shaft Joint Kit Boot Kit	L/R L/R L/R			gs ws ws	14 14 29	L:611.5/D:27 L:628.2/D:27/ABS:48 L:613.5/D:27 G:28 L:126/Ø1=26/Ø2=108/with cap
2.6 i (110 kW)	09.90 - 03.94	MT/AT MT/AT MT/AT	x		21492 21490 26091	Driveshaft Joint Kit Boot Kit	L/R		ws ws		14 29	L:628.2/D:27/ABS:48 G:28 L:126/Ø1=26/Ø2=108/with cap
3.0 3000 (115/130 kW)	03.87 - 03.94	MT/AT MT/AT MT/AT MT/AT MT/AT	x		21489 21492 20388 21490 26091	Driveshaft Driveshaft Joint w. Shaft Joint Kit Boot Kit	L/R L/R L/R			gs ws ws	14 14 29	L:611.5/D:27 L:628.2/D:27/ABS:48 L:613.5/D:27 G:28 L:126/Ø1=26/Ø2=108/with cap
3.0 3000 24V (150 kW)	09.89 - 03.94	MT/AT MT/AT MT/AT MT/AT MT/AT	x		21489 21492 20388 21490 26091	Driveshaft Driveshaft Joint w. Shaft Joint Kit Boot Kit	L/R L/R L/R			gs ws ws	14 14 29	L:611.5/D:27 L:628.2/D:27/ABS:48 L:613.5/D:27 G:28 L:126/Ø1=26/Ø2=108/with cap
3000 24V (147 kW)	09.89 - 03.94	MT/AT MT/AT MT/AT	x		21492 21490 26091	Driveshaft Joint Kit Boot Kit	L/R		ws ws		14 29	L:628.2/D:27/ABS:48 G:28 L:126/Ø1=26/Ø2=108/with cap
CARLTON MK III ESTATE												
1.8 (60-85 kW)	09.86 - 03.94	MT/AT MT/AT MT/AT	x		21491 21488 26090	Driveshaft Joint Kit Boot Kit	L/R		ws ws		14 29	L:636.4/D:24/ABS:48 G:25 L:106/Ø1=25/Ø2=100/with cap
2.0 (74 kW)	09.90 - 03.94	MT/AT MT/AT MT/AT	x		21491 21488 26090	Driveshaft Joint Kit Boot Kit	L/R		ws ws		14 29	L:636.4/D:24/ABS:48 G:25 L:106/Ø1=25/Ø2=100/with cap
2.0 (85 kW)	09.86 - 03.94	MT/AT MT/AT MT/AT	x		21491 21488 26090	Driveshaft Joint Kit Boot Kit	L/R		ws ws		14 29	L:636.4/D:24/ABS:48 G:25 L:106/Ø1=25/Ø2=100/with cap

2.0 i (73 kW)	09.90 - 03.94	MT/AT	x		21491	Driveshaft	L/R				14	L:636.4/D:24/ABS:48
		MT/AT			21488	Joint Kit					29	G:25
		MT/AT			26090	Boot Kit	ws					L:106/Ø1=25/Ø2=100/with cap
2.0 i (90 kW)	09.86 - 03.94	MT/AT	x		21491	Driveshaft	L/R				14	L:636.4/D:24/ABS:48
		MT/AT			21488	Joint Kit	ws				29	G:25
		MT/AT			26090	Boot Kit	ws					L:106/Ø1=25/Ø2=100/with cap
2.3 D (54 kW)	09.86 - 03.94	MT/AT	x		21491	Driveshaft	L/R				14	L:636.4/D:24/ABS:48
		MT/AT			21488	Joint Kit	ws				29	G:25
		MT/AT			26090	Boot Kit	ws					L:106/Ø1=25/Ø2=100/with cap
2.3 TD Interc. (74 kW)	09.88 - 03.94	MT/AT	x		21489	Driveshaft	L/R				14	L:611.5/D:27
		MT/AT			21492	Driveshaft	L/R				14	L:628.2/D:27/ABS:48
		MT/AT			20388	Joint w. Shaft	L/R				gs	L:613.5/D:27
		MT/AT			21490	Joint Kit	ws				29	G:28
		MT/AT			26091	Boot Kit	ws					L:126/Ø1=26/Ø2=108/with cap
2.4 i (92 kW)	09.88 - 03.94	MT/AT	x		21489	Driveshaft	L/R				14	L:611.5/D:27
		MT/AT			21492	Driveshaft	L/R				14	L:628.2/D:27/ABS:48
		MT/AT			20388	Joint w. Shaft	L/R				gs	L:613.5/D:27
		MT/AT			21490	Joint Kit	ws				29	G:28
		MT/AT			26091	Boot Kit	ws					L:126/Ø1=26/Ø2=108/with cap
2.6 i (110 kW)	09.90 - 03.94	MT/AT	x		21492	Driveshaft	L/R				14	L:628.2/D:27/ABS:48
		MT/AT			21490	Joint Kit	ws				29	G:28
		MT/AT			26091	Boot Kit	ws					L:126/Ø1=26/Ø2=108/with cap
3.0 (130 kW)	03.87 - 03.94	MT/AT	x		21489	Driveshaft	L/R				14	L:611.5/D:27
		MT/AT			21492	Driveshaft	L/R				14	L:628.2/D:27/ABS:48
		MT/AT			20388	Joint w. Shaft	L/R				gs	L:613.5/D:27
		MT/AT			21490	Joint Kit	ws				29	G:28
		MT/AT			26091	Boot Kit	ws					L:126/Ø1=26/Ø2=108/with cap
3.0 24V (147 kW)	09.89 - 03.94	MT/AT	x		21492	Driveshaft	L/R				14	L:628.2/D:27/ABS:48
		MT/AT			21490	Joint Kit	ws				29	G:28
		MT/AT			26091	Boot Kit	ws					L:126/Ø1=26/Ø2=108/with cap

### CAVALIER MK II

1.3 N (44 kW) / 1.3 S (55 kW)	09.81 - 08.88	MT			21447	Driveshaft	L				4	L:597.5/A:22/D:22	
		MT			21448	Driveshaft	R				4	L:940.5/A:22/D:22	
		MT			21452	Joint Kit	ws				27	A:22/F:22/O:52/Z	
		MT			21451	Joint Kit					gs	30	D:22/G:22
		MT			26027	Boot Kit	ws					L:80/Ø1:18/Ø2:76	
		MT			26085	Boot Kit					gs		L:98/Ø1=20/Ø2=54
1.6 D (40 kW)	03.82 - 08.88	MT			21455	Joint Kit					27	A:33/F:25	
		MT			26039	Boot Kit	ws					L:80/Ø1:22/Ø2:83	
		MT			26085	Boot Kit					gs		L:98/Ø1=20/Ø2=54
1.6 i (55 kW)	08.86 - 08.88	MT			21447	Driveshaft	L				4	L:597.5/A:22/D:22	
		MT			21448	Driveshaft	R				4	L:940.5/A:22/D:22	
		MT			21452	Joint Kit	ws				27	A:22/F:22/O:52/Z	
		MT			21451	Joint Kit					gs	30	D:22/G:22
		MT			26027	Boot Kit	ws					L:80/Ø1:18/Ø2:76	
		MT			26085	Boot Kit					gs		L:98/Ø1=20/Ø2=54
1.6 N (55 kW)	09.81 - 08.88	MT			21447	Driveshaft	L				4	L:597.5/A:22/D:22	
		MT			21448	Driveshaft	R				4	L:940.5/A:22/D:22	
		MT			21452	Joint Kit	ws				27	A:22/F:22/O:52/Z	
		MT			21451	Joint Kit					gs	30	D:22/G:22
		MT			26027	Boot Kit	ws					L:80/Ø1:18/Ø2:76	

		Transm.	with ABS Ring		Part-No.	Description	L	F	Wheel Side	Gear Box Side	Pic. No.	Technical Specification  Further details on page I
		MT Manual AT Autom.					Left R Right	Front R Rear				

( VAUXHALL )

( VAUXHALL )

CAVALIER MK II													
1.6 N (55 kW)	09.81 - 08.88	MT			26085	Boot Kit				gs		L:98/Ø1=20/Ø2=54	
1.6 S (66 kW)	09.81 - 08.88	MT			21455	Joint Kit			ws		27	A:33/F:25	
		MT		- 12.83	21457	Joint Kit				gs	30	D:34/G:25	
		MT			26039	Boot Kit			ws				L:80/Ø1:22/Ø2:83
		MT		- 12.83	26100	Boot Kit				gs			L:94/Ø1=22/Ø2=66
1.8 (62 kW)	08.86 - 08.88	MT			26085	Boot Kit				gs		L:98/Ø1=20/Ø2=54	
		MT		01.84 -	21455	Joint Kit			ws		27	A:33/F:25	
1.8 i (74/82/85 kW)	09.81 - 08.88	MT			21457	Joint Kit				gs	30	D:34/G:25	
		MT			26039	Boot Kit			ws			L:80/Ø1:22/Ø2:83	
		MT			26100	Boot Kit				gs		L:94/Ø1=22/Ø2=66	
		MT			21455	Joint Kit			ws		27	A:33/F:25	
1600 D (40 kW)	03.82 - 08.88	MT			21457	Joint Kit				gs	30	D:34/G:25	
		MT			26039	Boot Kit			ws			L:80/Ø1:22/Ø2:83	
		MT			26085	Boot Kit				gs		L:98/Ø1=20/Ø2=54	
1800 i (82 kW)	03.85 - 10.88	MT			21455	Joint Kit			ws		27	A:33/F:25	
		MT			21457	Joint Kit				gs	30	D:34/G:25	
		MT			26039	Boot Kit			ws			L:80/Ø1:22/Ø2:83	
		MT			26100	Boot Kit				gs		L:94/Ø1=22/Ø2=66	
2.0 i (85 kW)	09.86 - 08.88	MT			21455	Joint Kit			ws		27	A:33/F:25	
		MT			21457	Joint Kit				gs	30	D:34/G:25	
		MT			26039	Boot Kit			ws			L:80/Ø1:22/Ø2:83	
		MT			26100	Boot Kit				gs		L:94/Ø1=22/Ø2=66	
2.0 SRi 130 (95 kW)	03.87 - 08.88	MT			21455	Joint Kit			ws		27	A:33/F:25	
		MT			21457	Joint Kit				gs	30	D:34/G:25	
		MT			26039	Boot Kit			ws			L:80/Ø1:22/Ø2:83	
		MT			26100	Boot Kit				gs		L:94/Ø1=22/Ø2=66	
2000i (90 kW)	09.86 - 08.88	MT			21455	Joint Kit			ws		27	A:33/F:25	
		MT			21457	Joint Kit				gs	30	D:34/G:25	
		MT			26039	Boot Kit			ws			L:80/Ø1:22/Ø2:83	
		MT			26100	Boot Kit				gs		L:94/Ø1=22/Ø2=66	
CAVALIER MK II ESTATE													
1.3 S (55 kW)	09.81 - 08.88	MT			21447	Driveshaft	L				4	L:597.5/A:22/D:22	
		MT			21448	Driveshaft	R				4	L:940.5/A:22/D:22	
		MT			21452	Joint Kit			ws		27	A:22/F:22/O:52/Z	
		MT			21451	Joint Kit				gs	30	D:22/G:22	
		MT			26027	Boot Kit			ws				L:80/Ø1:18/Ø2:76
		MT			26085	Boot Kit				gs			L:98/Ø1=20/Ø2=54
1.6 (66 kW)	10.83 - 08.88	MT			21455	Joint Kit			ws		27	A:33/F:25	

		MT			<b>26039</b>	Boot Kit			ws			L:80/Ø1:22/Ø2:83
		MT			<b>26085</b>	Boot Kit				gs		L:98/Ø1=20/Ø2=54
1.8 i (82 kW)	09.81 - 08.86	MT			<b>21455</b>	Joint Kit			ws		27	A:33/F:25
		MT			<b>21457</b>	Joint Kit				gs	30	D:34/G:25
		MT			<b>26039</b>	Boot Kit			ws			L:80/Ø1:22/Ø2:83
		MT			<b>26100</b>	Boot Kit				gs		L:94/Ø1=22/Ø2=66
<b>CAVALIER MK III</b>												
1.4 S (55 kW)	09.88 - 11.95	MT	x	Ch.-No. N-5000001 - P-5271948	<b>21407</b>	Driveshaft	L				4	L:608/A:22/D:22/ABS:29
		MT	x	Ch.-No. N-5000001 - P-5271948	<b>21406</b>	Driveshaft	R				4	L:950/A:22/D:22/ABS:29
		MT	x	Ch.-No. K-5000001 - M-5999999	<b>21496</b>	Joint Kit			ws		27	A:22/F:22/O:52/Z/ABS:43
		MT	x	Ch.-No. N-5000001 - P-5271948	<b>21428</b>	Joint Kit			ws		27	A:22/F:22/O:52/Z/ABS:29
		MT			<b>21451</b>	Joint Kit				gs	30	D:22/G:22
		MT		Ch.-No. K-5000001 - P-5271948	<b>26027</b>	Boot Kit			ws			L:80/Ø1:18/Ø2:76
		MT			<b>26085</b>	Boot Kit				gs		L:98/Ø1=20/Ø2=54
1.6 (60 kW)	09.88 - 05.93	MT	x	Ch.-No. N-5000001 - P-5271948	<b>21407</b>	Driveshaft	L				4	L:608/A:22/D:22/ABS:29
		MT	x	Ch.-No. N-5000001 - P-5271948	<b>21406</b>	Driveshaft	R				4	L:950/A:22/D:22/ABS:29
		MT/AT	x	Ch.-No. K-5000001 - M-5999999	<b>21496</b>	Joint Kit			ws		27	A:22/F:22/O:52/Z/ABS:43
		MT/AT	x	Ch.-No. N-5000001 - P-5271948	<b>21428</b>	Joint Kit			ws		27	A:22/F:22/O:52/Z/ABS:29
		MT			<b>21451</b>	Joint Kit				gs	30	D:22/G:22
		MT		Ch.-No. K-5000001 - P-5271948	<b>26027</b>	Boot Kit			ws			L:80/Ø1:18/Ø2:76
		MT			<b>26085</b>	Boot Kit				gs		L:98/Ø1=20/Ø2=54
1.6 i (52 kW)	09.93 - 11.95	MT			<b>21451</b>	Joint Kit				gs	30	D:22/G:22
		MT			<b>26085</b>	Boot Kit				gs		L:98/Ø1=20/Ø2=54
1.6 i (55 kW)	09.88 - 11.95	MT	x	Ch.-No. N-1000001 - P-1175249	<b>21407</b>	Driveshaft	L				4	L:608/A:22/D:22/ABS:29
		MT	x	Ch.-No. N-1000001 - P-1175249	<b>21406</b>	Driveshaft	R				4	L:950/A:22/D:22/ABS:29
		MT/AT	x	Ch.-No. - M-1999999	<b>21496</b>	Joint Kit			ws		27	A:22/F:22/O:52/Z/ABS:43
		MT/AT	x	Ch.-No. N-1000001 - P-1175249	<b>21428</b>	Joint Kit			ws		27	A:22/F:22/O:52/Z/ABS:29
		MT			<b>21451</b>	Joint Kit				gs	30	D:22/G:22
		MT/AT		Ch.-No. - P-1175249	<b>26027</b>	Boot Kit			ws			L:80/Ø1:18/Ø2:76
		MT			<b>26085</b>	Boot Kit				gs		L:98/Ø1=20/Ø2=54
1.7 D (42 kW)	09.88 - 09.92	MT/AT	x	Ch.-No. K-5000001 - M-5999999	<b>21497</b>	Joint Kit			ws		27	A:33/F:25/ABS:43
		MT/AT	x	Ch.-No. N-5000001 - P-5271948	<b>21427</b>	Joint Kit			ws		27	A:33/F:25/ABS:29
		MT			<b>21451</b>	Joint Kit				gs	30	D:22/G:22
		MT/AT			<b>26039</b>	Boot Kit			ws			L:80/Ø1:22/Ø2:83
		MT			<b>26085</b>	Boot Kit				gs		L:98/Ø1=20/Ø2=54
1.7 D (44 kW)	07.92 - 11.95	MT/AT	x	Ch.-No. - P-2732833	<b>21427</b>	Joint Kit			ws		27	A:33/F:25/ABS:29
		MT			<b>21451</b>	Joint Kit				gs	30	D:22/G:22
		MT			<b>26085</b>	Boot Kit				gs		L:98/Ø1=20/Ø2=54
1.7 TD (60 kW)	09.88 - 11.95	MT	x	Ch.-No. - M-5999999	<b>21408</b>	Driveshaft	L				4	L:618/A:33/D:34/ABS:43
		MT	x	Ch.-No. N-5000001 - P-5271948	<b>21433</b>	Driveshaft	L				4	L:618/A:33/D:34/ABS:29
		MT	x	Ch.-No. - M-5999999	<b>21409</b>	Driveshaft	R				4	L:965/A:33/D:34/ABS:43
		MT	x	Ch.-No. N-5000001 - P-5271948	<b>21434</b>	Driveshaft	R				4	L:965/A:33/D:34/ABS:29
		MT/AT	x	Ch.-No. - M-5999999	<b>21497</b>	Joint Kit			ws		27	A:33/F:25/ABS:43
		MT/AT	x	Ch.-No. N-5000001 - P-5271948	<b>21427</b>	Joint Kit			ws		27	A:33/F:25/ABS:29
		MT			<b>21457</b>	Joint Kit				gs	30	D:34/G:25
		MT/AT		Ch.-No. - P-5291748	<b>26039</b>	Boot Kit			ws			L:80/Ø1:22/Ø2:83
		MT			<b>26100</b>	Boot Kit				gs		L:94/Ø1=22/Ø2=66
1.8 (66 kW)	09.88 - 10.92	MT	x	Ch.-No. K-5000001 - M-5999999	<b>21408</b>	Driveshaft	L				4	L:618/A:33/D:34/ABS:43
		MT	x	Ch.-No. N-5000001 - P-5999999	<b>21433</b>	Driveshaft	L				4	L:618/A:33/D:34/ABS:29
		MT	x	Ch.-No. K-5000001 - M-5999999	<b>21409</b>	Driveshaft	R				4	L:965/A:33/D:34/ABS:43
		MT	x	Ch.-No. N-5000001 - P-5999999	<b>21434</b>	Driveshaft	R				4	L:965/A:33/D:34/ABS:29

		Transm.	with ABS Ring		Part-No.	Description	L	F	Wheel Side	Gear Box Side	Pic. No.	Technical Specification  Further details on page I
		MT Manual AT Autom.					Left R Right	Front R Rear				




( VAUXHALL )

( VAUXHALL )

CAVALIER MK III												
1.8 (66 kW)	09.88 - 10.92	MT/AT	x	Ch.-No. K-5000001 - M-5999999	21497	Joint Kit			ws		27	A:33/F:25/ABS:43
		MT/AT	x	Ch.-No. N-5000001 - P-5999999	21427	Joint Kit			ws		27	A:33/F:25/ABS:29
		MT			21457	Joint Kit				gs	30	D:34/G:25
		MT/AT		Ch.-No. K-5000001 - P-5999999	26039	Boot Kit			ws			
1.8 i KAT (66 kW)	03.90 - 11.95	MT	x	Ch.-No. - M-1999999	21408	Driveshaft	L				4	L:618/A:33/D:34/ABS:43
		MT	x	Ch.-No. N-1000001 - P-1999999	21433	Driveshaft	L				4	L:618/A:33/D:34/ABS:29
		MT	x	Ch.-No. - M-1999999	21409	Driveshaft	R				4	L:965/A:33/D:34/ABS:43
		MT	x	Ch.-No. N-1000001 - P-1999999	21434	Driveshaft	R				4	L:965/A:33/D:34/ABS:29
		MT/AT	x	Ch.-No. - M-1999999	21497	Joint Kit			ws		27	A:33/F:25/ABS:43
		MT/AT	x	Ch.-No. N-1000001 - P-1999999	21427	Joint Kit			ws		27	A:33/F:25/ABS:29
		MT			21457	Joint Kit				gs	30	D:34/G:25
2.0 i (85 kW)	09.88 - 11.95	MT/AT		Ch.-No. - P-1999999	26039	Boot Kit			ws			L:80/Ø1:22/Ø2:83
		MT			26100	Boot Kit				gs		L:94/Ø1=22/Ø2=66
		MT	x	Ch.-No. K-5000001 - M-5999999	21408	Driveshaft	L				4	L:618/A:33/D:34/ABS:43
		MT	x	Ch.-No. N-5000001 - P-5999999	21433	Driveshaft	L				4	L:618/A:33/D:34/ABS:29
		MT	x	Ch.-No. K-5000001 - M-5999999	21409	Driveshaft	R				4	L:965/A:33/D:34/ABS:43
		MT	x	Ch.-No. N-5000001 - P-5999999	21434	Driveshaft	R				4	L:965/A:33/D:34/ABS:29
		MT/AT	x	Ch.-No. K-5000001 - M-5999999	21497	Joint Kit			ws		27	A:33/F:25/ABS:43
2.0 i 16V (100 kW)	09.93 - 11.95	MT/AT	x	Ch.-No. N-5000001 - P-5999999	21427	Joint Kit			ws		27	A:33/F:25/ABS:29
		MT			21457	Joint Kit				gs	30	D:34/G:25
		MT/AT		Ch.-No. K-5000001 - P-5999999	26039	Boot Kit			ws			L:80/Ø1:22/Ø2:83
		MT			26100	Boot Kit				gs		L:94/Ø1=22/Ø2=66
		MT		Ch.-No. R-1000001 -	21457	Joint Kit	L			gs	30	D:34/G:25
		MT		Ch.-No. R-1000001 -	21498	Joint Kit	R			gs	32	G:25/K:34
		MT		Ch.-No. R-1000001 -	26100	Boot Kit				gs		L:94/Ø1=22/Ø2=66
2.0 i 16V (110 kW)	09.88 - 11.95	MT	x	Ch.-No. L-5000001 - M-5999999	21408	Driveshaft	L				4	L:618/A:33/D:34/ABS:43
		MT	x	Ch.-No. N-5000001 - P-5999999	21433	Driveshaft	L				4	L:618/A:33/D:34/ABS:29
		MT	x	Ch.-No. L-5000001 - M-5999999	21412	Driveshaft	R				5	L:681/A:33/K:34/ABS:43
		MT	x	Ch.-No. N-5000001 - P-5999999	21435	Driveshaft	R				5	L:681/A:33/K:34/ABS:29
		MT	x	Ch.-No. L-5000001 - M-5999999	21497	Joint Kit			ws		27	A:33/F:25/ABS:43
		MT	x	Ch.-No. N-5000001 - P-5999999	21427	Joint Kit			ws		27	A:33/F:25/ABS:29
		MT			21457	Joint Kit	L			gs	30	D:34/G:25
		MT			21498	Joint Kit	R			gs	32	G:25/K:34
		MT			26039	Boot Kit			ws			L:80/Ø1:22/Ø2:83
		MT			26100	Boot Kit				gs		L:94/Ø1=22/Ø2=66
2.0 i 16V 4x4 (110 kW)	09.88 - 11.95	MT	x	Ch.-No. L-5000001 - M-5999999	21497	Joint Kit		F	ws		27	A:33/F:25/ABS:43
		MT	x	Ch.-No. N-5000001 - P-5271948	21427	Joint Kit		F	ws		27	A:33/F:25/ABS:29
		MT			21457	Joint Kit	L	F		gs	30	D:34/G:25
		MT			21498	Joint Kit	R	F		gs	32	G:25/K:34
		MT		Ch.-No. L-5000001 - P-5271948	26039	Boot Kit		F	ws			L:80/Ø1:22/Ø2:83



		MT			<b>26100</b>	Boot Kit		F		gs		L:94/Ø1=22/Ø2=66
2.0 i 4x4 (85 kW)	01.91 - 10.92	MT	x	Ch.-No. - M-1999999	<b>21497</b>	Joint Kit		F	ws		27	A:33/F:25/ABS:43
		MT	x	Ch.-No. N-1000001 - P-1999999	<b>21427</b>	Joint Kit		F	ws		27	A:33/F:25/ABS:29
		MT			<b>21457</b>	Joint Kit	L	F		gs	30	D:34/G:25
		MT			<b>21498</b>	Joint Kit	R	F		gs	32	G:25/K:34
		MT		Ch.-No. - P-1999999	<b>26039</b>	Boot Kit		F	ws			L:80/Ø1:22/Ø2:83
		MT			<b>26100</b>	Boot Kit		F		gs		L:94/Ø1=22/Ø2=66
2.0 i 4x4 (95 kW)	09.88 - 09.92	MT	x	Ch.-No. L-5000001 - M-5999999	<b>21497</b>	Joint Kit		F	ws		27	A:33/F:25/ABS:43
		MT	x	Ch.-No. N-5000001 - P-5271948	<b>21427</b>	Joint Kit		F	ws		27	A:33/F:25/ABS:29
		MT			<b>21457</b>	Joint Kit	L	F		gs	30	D:34/G:25
		MT			<b>21498</b>	Joint Kit	R	F		gs	32	G:25/K:34
		MT		Ch.-No. L-5000001 - P-5271948	<b>26039</b>	Boot Kit		F	ws			L:80/Ø1:22/Ø2:83
		MT			<b>26100</b>	Boot Kit		F		gs		L:94/Ø1=22/Ø2=66
2.0 SRi (95 kW)	09.88 - 09.92	MT	x	Ch.-No. K-5000001 - M-5999999	<b>21408</b>	Driveshaft	L				4	L:618/A:33/D:34/ABS:43
		MT	x	Ch.-No. N-5000001 - P-5999999	<b>21433</b>	Driveshaft	L				4	L:618/A:33/D:34/ABS:29
		MT	x	Ch.-No. K-5000001 - M-5999999	<b>21409</b>	Driveshaft	R				4	L:965/A:33/D:34/ABS:43
		MT	x	Ch.-No. N-5000001 - P-5999999	<b>21434</b>	Driveshaft	R				4	L:965/A:33/D:34/ABS:29
		MT/AT	x	Ch.-No. K-5000001 - M-5999999	<b>21497</b>	Joint Kit			ws		27	A:33/F:25/ABS:43
		MT/AT	x	Ch.-No. N-5000001 - P-5999999	<b>21427</b>	Joint Kit			ws		27	A:33/F:25/ABS:29
		MT			<b>21457</b>	Joint Kit				gs	30	D:34/G:25
		MT/AT		Ch.-No. K-5000001 - P-5999999	<b>26039</b>	Boot Kit			ws			L:80/Ø1:22/Ø2:83
		MT			<b>26100</b>	Boot Kit				gs		L:94/Ø1=22/Ø2=66
2.0 SRi 16V (100 kW)	09.93 - 11.95	MT			<b>21457</b>	Joint Kit	L			gs	30	D:34/G:25
		MT			<b>21498</b>	Joint Kit	R			gs	32	G:25/K:34
		MT			<b>26100</b>	Boot Kit				gs		L:94/Ø1=22/Ø2=66
2.5 V6 (125 kW)	02.93 - 11.95	MT		Ch.-No. R-1000001 -	<b>21457</b>	Joint Kit	L			gs	30	D:34/G:25
		MT		Ch.-No. R-1000001 -	<b>21498</b>	Joint Kit	R			gs	32	G:25/K:34
		MT		Ch.-No. R-1000001 -	<b>26100</b>	Boot Kit				gs		L:94/Ø1=22/Ø2=66
<b>COMBO</b>												
1.2 (33 kW)	07.94 - 10.01	MT	x		<b>21471</b>	Driveshaft	L				4	L:590.5/A:22/ABS:29
		MT	x		<b>21470</b>	Driveshaft	R				4	L:940.5/A:22/ABS:29
		MT	x		<b>21429</b>	Joint Kit			ws		27	A:22/F:28/O:52/Z/ABS:29
1.4 (44/60 kW)	07.94 - 10.01	MT	x		<b>21471</b>	Driveshaft	L				4	L:590.5/A:22/ABS:29
		MT	x		<b>21470</b>	Driveshaft	R				4	L:940.5/A:22/ABS:29
		MT	x		<b>21429</b>	Joint Kit			ws		27	A:22/F:28/O:52/Z/ABS:29
1.7 D (44 kW)	07.94 - 10.01	MT	x		<b>21471</b>	Driveshaft	L				4	L:590.5/A:22/ABS:29
		MT	x		<b>21470</b>	Driveshaft	R				4	L:940.5/A:22/ABS:29
		MT	x		<b>21429</b>	Joint Kit			ws		27	A:22/F:28/O:52/Z/ABS:29
<b>COMBO TOUR / VAN</b>												
1.4 16V (66 kW)	10.04 -	MT/AT	x	Ch.-No. 2300000 -, 24000001 -, 26000001 -	<b>24056</b>	Driveshaft	L				4	A:22/O:52/ABS:29
		MT/AT	x	Ch.-No. 2300000 -, 24000001 -, 26000001 -	<b>24057</b>	Driveshaft	R				4	A:22/O:52/ABS:29
		MT	x		<b>24280</b>	Joint Kit			ws		27	A:22/F:28/O:52/Z/ABS:29
		MT		TPE boot	<b>24281</b>	Boot Kit			ws			L:126/Ø1=23.2/Ø2=79.8
1.6 (64 kW)	10.01 -	MT/AT	x	Ch.-No. 2300000 -, 24000001 -, 26000001 -	<b>24056</b>	Driveshaft	L				4	A:22/O:52/ABS:29
		MT/AT	x	Ch.-No. 2300000 -, 24000001 -, 26000001 -	<b>24057</b>	Driveshaft	R				4	A:22/O:52/ABS:29
		MT	x		<b>24280</b>	Joint Kit			ws		27	A:22/F:28/O:52/Z/ABS:29
		MT		TPE boot	<b>24281</b>	Boot Kit			ws			L:126/Ø1=23.2/Ø2=79.8
1.3 CDTI 16V (51/55 kW)	10.04 -	MT	x		<b>24280</b>	Joint Kit			ws		27	A:22/F:28/O:52/Z/ABS:29
		MT		TPE boot	<b>24281</b>	Boot Kit			ws			L:126/Ø1=23.2/Ø2=79.8
		MT			<b>24694</b>	Boot Kit				gs		L:86/Ø1=20.65/Ø2=65.8

		Transm.	with ABS Ring		Part-No.	Description	L Left R Right	F Front R Rear	Wheel Side	Gear Box Side	Pic. No.	Technical Specification  Further details on page I
		MT Manual AT Autom.										

( VAUXHALL )

( VAUXHALL )

COMBO TOUR / VAN												
1.7 DI 16V (48 kW)	10.01 -	MT/AT	x	TPE boot	24056	Driveshaft	L				4	A:22/O:52/ABS:29
		MT/AT	x		24057	Driveshaft	R				4	A:22/O:52/ABS:29
		MT	x		24280	Joint Kit			ws		27	A:22/F:28/O:52/Z/ABS:29
1.7 DTI 16V (55 kW)	10.01 -	MT	x	TPE boot	24281	Boot Kit			ws			L:126/Ø1=23.2/Ø2=79.8
		MT			23992	Joint Kit			ws		27	A:22/F:23/O:52/Z/ABS:29
		MT			23993	Boot Kit			ws			L:126/Ø1=23.4/Ø2=80
1.7 DTI 16V (74 kW)	12.04 -	MT			24694	Boot Kit				gs		L:86/Ø1=20.65/Ø2=65.8
		MT			24695	Boot Kit				gs		L:87/Ø1=20.25/Ø2=69.4
CORSA												
1.2 i (33 kW)	03.93 - 09.00	MT	x		21471	Driveshaft	L				4	L:590.5/A:22/ABS:29
		MT	x		21470	Driveshaft	R				4	L:940.5/A:22/ABS:29
		MT	x		21429	Joint Kit			ws		27	A:22/F:28/O:52/Z/ABS:29
1.4 i (44 kW)	03.93 - 09.00	MT	x		21471	Driveshaft	L				4	L:590.5/A:22/ABS:29
		MT	x		21470	Driveshaft	R				4	L:940.5/A:22/ABS:29
		MT	x		21429	Joint Kit			ws		27	A:22/F:28/O:52/Z/ABS:29
1.4 i 16V (66 kW)	09.94 - 09.00	MT	x		21471	Driveshaft	L				4	L:590.5/A:22/ABS:29
		MT	x		21470	Driveshaft	R				4	L:940.5/A:22/ABS:29
		MT	x		21429	Joint Kit			ws		27	A:22/F:28/O:52/Z/ABS:29
1.4 i S (60 kW)	03.93 - 09.00	MT	x		21471	Driveshaft	L				4	L:590.5/A:22/ABS:29
		MT	x		21470	Driveshaft	R				4	L:940.5/A:22/ABS:29
		MT	x		21429	Joint Kit			ws		27	A:22/F:28/O:52/Z/ABS:29
1.5 D (37 kW)	03.93 - 09.00	MT	x		21471	Driveshaft	L				4	L:590.5/A:22/ABS:29
		MT	x		21470	Driveshaft	R				4	L:940.5/A:22/ABS:29
		MT	x		21429	Joint Kit			ws		27	A:22/F:28/O:52/Z/ABS:29
1.5 TD (49 kW)	03.93 - 10.96	MT	x		21471	Driveshaft	L				4	L:590.5/A:22/ABS:29
		MT	x		21470	Driveshaft	R				4	L:940.5/A:22/ABS:29
		MT	x		21429	Joint Kit			ws		27	A:22/F:28/O:52/Z/ABS:29
1.6 GSI 16V (80 kW)	03.93 - 09.00	MT			21451	Joint Kit				gs	30	D:22/G:22
		MT			26085	Boot Kit				gs		L:98/Ø1=20/Ø2=54
1.6 i 16V (78 kW)	09.94 - 09.00	MT			21451	Joint Kit				gs	30	D:22/G:22
		MT			26085	Boot Kit				gs		L:98/Ø1=20/Ø2=54
1.7 D (44 kW)	02.96 - 09.00	MT	x		21471	Driveshaft	L				4	L:590.5/A:22/ABS:29
		MT	x		21470	Driveshaft	R				4	L:940.5/A:22/ABS:29
		MT	x		21429	Joint Kit			ws		27	A:22/F:28/O:52/Z/ABS:29
CORSA MK II												
1.0 (43/44 kW)	09.00 - 07.04	MT/AT	x	TPE boot	24052	Driveshaft	L				4	L:585/A:22/D:22/O:52/ABS:29
		MT/AT	x		24053	Driveshaft	R				4	L:933/A:22/D:22/O:52/ABS:29
		MT	x		21800	Joint Kit			ws		27	A:22/F:28/DF:21.59/Z/ABS:29/Ø Joint:74
		MT			21807	Boot Kit			ws			L:127/Ø1=22/Ø2=72
		MT			22280	Boot Kit				gs		L:93/Ø1=22/Ø2=66

1.2 (55 kW)	09.00 - 07.04	MT/AT	x	Ch.-No. - 13999999, -14999999, - 16999999	<b>23999</b>	Driveshaft	L				4	L:560/A:22/D:22/O:52/ABS:29	
		MT/AT	x	Ch.-No. 23000000 -, 24000001 -, 26000001 -	<b>24052</b>	Driveshaft	L					4	L:585/A:22/D:22/O:52/ABS:29
		MT/AT	x	Ch.-No. - 13999999, -14999999, - 16999999	<b>24000</b>	Driveshaft	R					4	L:914/A:22/D:22/O:52/ABS:29
		MT/AT	x	Ch.-No. 23000000 -, 24000001 -, 26000001 -	<b>24053</b>	Driveshaft	R					4	L:933/A:22/D:22/O:52/ABS:29
		MT	x		<b>21800</b>	Joint Kit			ws			27	A:22/F:28/DF:21.59/Z/ABS:29/Ø Joint:74
		MT		TPE boot	<b>21807</b>	Boot Kit			ws				L:127/Ø1=22/Ø2=72
		MT		Ch.-No. - 13999999, -14999999, - 16999999	<b>23104</b>	Boot Kit				gs			L:112/Ø1=23/Ø2=77
		MT		Ch.-No. 23000000 -, 24000001 -, 26000001 -	<b>22280</b>	Boot Kit				gs			L:93/Ø1=22/Ø2=66
1.2 Twinport (59 kW)	07.04 -	MT/AT	x	Ch.-No. 23000000 -, 24000001 -, 26000001 -	<b>23999</b>	Driveshaft	L				4	L:560/A:22/D:22/O:52/ABS:29	
		MT/AT	x	Ch.-No. 23000000 -, 24000001 -, 26000001 -	<b>24000</b>	Driveshaft	R					4	L:914/A:22/D:22/O:52/ABS:29
1.4 (66 kW)	09.00 - 07.04	MT/AT	x	Ch.-No. - 13999999, -14999999, - 16999999	<b>24054</b>	Driveshaft	L				4	A:22/O:52/ABS:29	
		MT/AT	x	Ch.-No. 23000000 -, 24000001 -, 26000001 -	<b>24056</b>	Driveshaft	L					4	A:22/O:52/ABS:29
		MT/AT	x	Ch.-No. - 13999999, -14999999, - 16999999	<b>24055</b>	Driveshaft	R					4	A:22/O:52/ABS:29
		MT/AT	x	Ch.-No. 23000000 -, 24000001 -, 26000001 -	<b>24057</b>	Driveshaft	R					4	A:22/O:52/ABS:29
		MT	x		<b>24280</b>	Joint Kit			ws			27	A:22/F:28/O:52/Z/ABS:29
		MT		TPE boot	<b>24281</b>	Boot Kit			ws				L:126/Ø1=23.2/Ø2=79.8
1.4 Twinport (66 kW)	06.03 -	MT/AT	x	Ch.-No. 23000000 -, 24000001 -, 26000001 -	<b>24056</b>	Driveshaft	L				4	A:22/O:52/ABS:29	
		MT/AT	x	Ch.-No. 23000000 -, 24000001 -, 26000001 -	<b>24057</b>	Driveshaft	R					4	A:22/O:52/ABS:29
1.8 (92 kW)	09.00 - 07.04	MT	x		<b>23992</b>	Joint Kit				ws		27	A:22/F:23/O:52/Z/ABS:29
		MT		TPE boot	<b>23993</b>	Boot Kit			ws				L:126/Ø1=23.4/Ø2=80
		MT			<b>24694</b>	Boot Kit				gs			L:86/Ø1=20.65/Ø2=65.8
1.3 CDTI (51 kW)	06.03 -	MT/AT	x	Ch.-No. 24000001 -, 26000001 -	<b>24056</b>	Driveshaft	L				4	A:22/O:52/ABS:29	
		MT/AT	x	Ch.-No. 24000001 -, 26000001 -	<b>24057</b>	Driveshaft	R					4	A:22/O:52/ABS:29
		MT	x		<b>24280</b>	Joint Kit			ws			27	A:22/F:28/O:52/Z/ABS:29
		MT		TPE boot	<b>24281</b>	Boot Kit			ws				L:126/Ø1=23.2/Ø2=79.8
1.7 DI (48 kW)	09.00 - 07.04	MT/AT	x	Ch.-No. -14999999, - 16999999	<b>24054</b>	Driveshaft	L				4	A:22/O:52/ABS:29	
		MT/AT	x	Ch.-No. 24000001 -, 26000001 -	<b>24056</b>	Driveshaft	L					4	A:22/O:52/ABS:29
		MT/AT	x	Ch.-No. -14999999, - 16999999	<b>24055</b>	Driveshaft	R					4	A:22/O:52/ABS:29
		MT/AT	x	Ch.-No. 24000001 -, 26000001 -	<b>24057</b>	Driveshaft	R					4	A:22/O:52/ABS:29
		MT	x		<b>24280</b>	Joint Kit			ws			27	A:22/F:28/O:52/Z/ABS:29
		MT		TPE boot	<b>24281</b>	Boot Kit			ws				L:126/Ø1=23.2/Ø2=79.8
1.7 DTI (55 kW)	09.00 - 07.04	MT/AT	x	Ch.-No. -14999999, - 16999999	<b>24054</b>	Driveshaft	L				4	A:22/O:52/ABS:29	
		MT/AT	x	Ch.-No. 24000001 -, 26000001 -	<b>24056</b>	Driveshaft	L					4	A:22/O:52/ABS:29
		MT/AT	x	Ch.-No. -14999999, - 16999999	<b>24055</b>	Driveshaft	R					4	A:22/O:52/ABS:29
		MT/AT	x	Ch.-No. 24000001 -, 26000001 -	<b>24057</b>	Driveshaft	R					4	A:22/O:52/ABS:29
		MT	x		<b>24280</b>	Joint Kit			ws			27	A:22/F:28/O:52/Z/ABS:29
		MT		TPE boot	<b>24281</b>	Boot Kit			ws				L:126/Ø1=23.2/Ø2=79.8
1.7 CDTI 16V (74 kW)	04.04 -	MT	x	Ch.-No. -14999999, - 16999999	<b>23989</b>	Joint Kit				ws		27	A:33/F:24/O:52/Z/ABS:29
		MT		TPE boot	<b>23990</b>	Boot Kit			ws				L:120/Ø1=24.5/Ø2=83
		MT			<b>24695</b>	Boot Kit				gs			L:87/Ø1=20.25/Ø2=69.4
		MT											

### CORSA MK II VAN

1.2 16V (55 kW)	09.00 -	MT/AT	x	Ch.-No. - 13999999, -14999999, - 16999999	<b>23999</b>	Driveshaft	L				4	L:560/A:22/D:22/O:52/ABS:29	
		MT/AT	x	Ch.-No. 23000000 -, 24000001 -, 26000001 -	<b>24052</b>	Driveshaft	L					4	L:585/A:22/D:22/O:52/ABS:29
		MT/AT	x	Ch.-No. - 13999999, -14999999, - 16999999	<b>24000</b>	Driveshaft	R					4	L:914/A:22/D:22/O:52/ABS:29
		MT/AT	x	Ch.-No. 23000000 -, 24000001 -, 26000001 -	<b>24053</b>	Driveshaft	R					4	L:933/A:22/D:22/O:52/ABS:29
1.2 (59 kW)	07.05 -	MT/AT	x	Ch.-No. 23000000 -, 24000001 -, 26000001 -	<b>23999</b>	Driveshaft	L				4	L:560/A:22/D:22/O:52/ABS:29	
		MT/AT	x	Ch.-No. 23000000 -, 24000001 -, 26000001 -	<b>24000</b>	Driveshaft	R					4	L:914/A:22/D:22/O:52/ABS:29
1.3 CDTI (51 kW)	08.05 -	MT/AT	x	Ch.-No. 24000001 -, 26000001 -	<b>24056</b>	Driveshaft	L				4	A:22/O:52/ABS:29	

		Transm.	with ABS Ring		Part-No.	Description	L Left R Right	F Front R Rear	Wheel Side	Gear Box Side	Pic. No.	Technical Specification  Further details on page I
		MT Manual AT Autom.										

( VAUXHALL )

( VAUXHALL )

CORSA MK II VAN												
1.3 CDTI (51 kW)	08.05 -	MT/AT	x	Ch.-No. 24000001 -, 26000001 -	24057	Driveshaft	R				4	A:22/O:52/ABS:29
		MT	x		24280	Joint Kit			ws		27	A:22/F:28/O:52/Z/ABS:29
		MT		TPE boot	24281	Boot Kit			ws			L:126/Ø1=23.2/Ø2=79.8
1.3 CDTI 16V (52 kW)	04.04 -	MT			24694	Boot Kit				gs		L:86/Ø1=20.65/Ø2=65.8
1.7 DI 16V (48 kW)	09.00 -	MT/AT	x	Ch.-No. -14999999, - 16999999	24054	Driveshaft	L				4	A:22/O:52/ABS:29
		MT/AT	x	Ch.-No. 24000001 -, 26000001 -	24056	Driveshaft	L				4	A:22/O:52/ABS:29
		MT/AT	x	Ch.-No. -14999999, - 16999999	24055	Driveshaft	R				4	A:22/O:52/ABS:29
		MT/AT	x	Ch.-No. 24000001 -, 26000001 -	24057	Driveshaft	R				4	A:22/O:52/ABS:29
		MT	x		24280	Joint Kit			ws		27	A:22/F:28/O:52/Z/ABS:29
		MT		TPE boot	24281	Boot Kit			ws			L:126/Ø1=23.2/Ø2=79.8
1.7 DTI 16V (55 kW)	09.00 -	MT/AT	x	Ch.-No. -14999999, - 16999999	24054	Driveshaft	L				4	A:22/O:52/ABS:29
		MT/AT	x	Ch.-No. 24000001 -, 26000001 -	24056	Driveshaft	L				4	A:22/O:52/ABS:29
		MT/AT	x	Ch.-No. -14999999, - 16999999	24055	Driveshaft	R				4	A:22/O:52/ABS:29
		MT/AT	x	Ch.-No. 24000001 -, 26000001 -	24057	Driveshaft	R				4	A:22/O:52/ABS:29
		MT/AT	x		23992	Joint Kit			ws		27	A:22/F:23/O:52/Z/ABS:29
		MT/AT		TPE boot	23993	Boot Kit			ws			L:126/Ø1=23.4/Ø2=80
		MT/AT			24694	Boot Kit				gs		L:86/Ø1=20.65/Ø2=65.8
CORSA MK III												
1.4 (66 kW)	07.06 -	MT			24297	Joint Kit			ws		27	A:22/F:21/O:51/Z
		MT		TPE boot	24298	Boot Kit			ws			L:115/Ø1=22.5/Ø2=74.6
1.3 CDTI (55/66 kW)	07.06 -	MT			24295	Joint Kit			ws		27	A:25/F:23/O:51/Z
		MT		TPE boot	24296	Boot Kit			ws			L:120.25/Ø1=24.5/Ø2=81.6
		MT			24694	Boot Kit				gs		L:86/Ø1=20.65/Ø2=65.8
CORSA MK IV												
1.0 (44 kW)	07.06 -	MT		Manufacturer: DELPHI	24780	Driveshaft	L				6	L:616/A:22/D:22
		MT		Manufacturer: GKN, Ch.-No. - 84239420	24780	Driveshaft	L				6	L:616/A:22/D:22
		MT		Manufacturer: GKN, Ch.-No. 84239421 -	24786	Driveshaft	L				6	L:617/A:22/D:22
		MT		Manufacturer: DELPHI	24785	Driveshaft	R				6	L:920/A:22/D:22
		MT		Manufacturer: GKN, Ch.-No. - 84239420	24785	Driveshaft	R				6	L:920/A:22/D:22
		MT		Manufacturer: GKN, Ch.-No. 84239421 -	24787	Driveshaft	R				6	L:919/A:22/D:22
1.0 i 12V (48 kW)	06.10 -	MT		Manufacturer: GKN	24786	Driveshaft	L				6	L:617/A:22/D:22
		MT		Manufacturer: GKN	24787	Driveshaft	R				6	L:919/A:22/D:22
1.2 (59 kW)	07.06 -	MT		Manufacturer: DELPHI	24780	Driveshaft	L				6	L:616/A:22/D:22
		MT		Manufacturer: GKN, Ch.-No. - 84239420	24780	Driveshaft	L				6	L:616/A:22/D:22
		MT		Manufacturer: GKN, Ch.-No. 84239421 -	24786	Driveshaft	L				6	L:617/A:22/D:22
		MT		Manufacturer: DELPHI	24785	Driveshaft	R				6	L:920/A:22/D:22
		MT		Manufacturer: GKN, Ch.-No. - 84239420	24779	Driveshaft	R				6	L:918/A:22/D:22/(+)/vibration damper
		MT		Manufacturer: GKN, Ch.-No. 84239421 -	24788	Driveshaft	R				6	L:920/A:22/D:22/(+)/vibration damper
1.2 LPG (59 kW)	09.09 -	MT		Manufacturer: DELPHI	24780	Driveshaft	L				6	L:616/A:22/D:22
		MT		Manufacturer: GKN, Ch.-No. - 84239420	24780	Driveshaft	L				6	L:616/A:22/D:22

		MT		Manufacturer: GKN , Ch.-No. 84239421 -	24786	Driveshaft	L				6	L:617/A:22/D:22
		MT		Manufacturer: DELPHI	24785	Driveshaft	R				6	L:920/A:22/D:22
		MT		Manufacturer: GKN , Ch.-No. - 84239420	24779	Driveshaft	R				6	L:918/A:22/D:22/(+vibration damper
		MT		Manufacturer: GKN , Ch.-No. 84239421 -	24788	Driveshaft	R				6	L:920/A:22/D:22/(+vibration damper
1.2 (63 kW)	06.10 -	MT		Manufacturer: GKN	24786	Driveshaft	L				6	L:617/A:22/D:22
		MT		Manufacturer: GKN	24788	Driveshaft	R				6	L:920/A:22/D:22/(+vibration damper
1.4 (66 kW)	07.06 -	MT		Manufacturer: GKN	24780	Driveshaft	L				6	L:616/A:22/D:22
		MT		Manufacturer: GKN	24779	Driveshaft	R				6	L:918/A:22/D:22/(+vibration damper
1.4 i 16V (74 kW)	07.10 -	MT		Manufacturer: GKN	24780	Driveshaft	L				6	L:616/A:22/D:22
		MT		Manufacturer: GKN	24779	Driveshaft	R				6	L:918/A:22/D:22/(+vibration damper
1.3 CDTI (55 kW)	07.06 -	MT			24783	Driveshaft	L				6	L:616/A:25/D:22
		MT			24784	Driveshaft	R				6	L:920/A:25/D:22/(+vibration damper
1.3 CDTI (66 kW)	07.06 -	MT			24782	Driveshaft	L				6	L:579/A:25/D:25
		MT			24781	Driveshaft	R				6	L:955/A:25/D:25/(+vibration damper
<b>FRONTERA B</b>												
2.2 i (100 kW)	10.98 - 10.04	MT/AT			24368	Boot Kit			ws			L:101/Ø1=24/Ø2=83
		MT/AT			24369	Boot Kit				gs		L:99/Ø1=25/Ø2=83
3.2 i (151 kW)	10.98 - 10.04	MT/AT			24368	Boot Kit			ws			L:101/Ø1=24/Ø2=83
		MT/AT			24369	Boot Kit				gs		L:99/Ø1=25/Ø2=83
2.2 DTI (85 kW)	10.98 - 09.02	MT/AT			24368	Boot Kit			ws			L:101/Ø1=24/Ø2=83
		MT/AT			24369	Boot Kit				gs		L:99/Ø1=25/Ø2=83
2.2 DTI (88 kW)	09.02 -	MT/AT			24368	Boot Kit			ws			L:101/Ø1=24/Ø2=83
		MT/AT			24369	Boot Kit				gs		L:99/Ø1=25/Ø2=83
<b>INSIGNIA</b>												
1.6 (85 kW)	07.08 -	MT			24590	Joint Kit			ws		27	A:30/F:24/O:52.3/Z
		MT		TPE boot	24591	Boot Kit			ws			L:120/Ø1=24.5/Ø2=83
1.6 Turbo (132 kW)	07.08 -	MT			23984	Joint Kit			ws		27	A:30/F:26/O:52.3/Z
		MT		TPE boot	23024	Boot Kit			ws			L:125/Ø1=27/Ø2=89
1.8 (103 kW)	07.08 -	MT			24590	Joint Kit			ws		27	A:30/F:24/O:52.3/Z
		MT		TPE boot	24591	Boot Kit			ws			L:120/Ø1=24.5/Ø2=83
2.0 Turbo (162 kW)	07.08 -	MT/AT			23984	Joint Kit			ws		27	A:30/F:26/O:52.3/Z
		MT/AT		TPE boot	23024	Boot Kit			ws			L:125/Ø1=27/Ø2=89
2.0 Turbo 4x4 (162 kW)	07.08 -	MT/AT			23984	Joint Kit		F	ws		27	A:30/F:26/O:52.3/Z
		MT/AT		TPE boot	23024	Boot Kit		F	ws			L:125/Ø1=27/Ø2=89
2.8 V6 Turbo (191 kW)	07.08 -	MT/AT			24593	Joint Kit			ws		27	A:30/F:30/O:59/Z
		MT/AT		TPE boot	24594	Boot Kit			ws			L:120/Ø1=28.5/Ø2=99.4
2.0 CDTI (81 kW)	07.08 -	MT			23984	Joint Kit			ws		27	A:30/F:26/O:52.3/Z
		MT		TPE boot	23024	Boot Kit			ws			L:125/Ø1=27/Ø2=89
2.0 CDTI (96/118 kW)	07.08 -	MT/AT			23984	Joint Kit			ws		27	A:30/F:26/O:52.3/Z
		MT/AT		TPE boot	23024	Boot Kit			ws			L:125/Ø1=27/Ø2=89
<b>MERIVA</b>												
1.4 16V Twinport (66 kW)	07.04 -	MT	x		24280	Joint Kit			ws		27	A:22/F:28/O:52/Z/ABS:29
		MT		TPE boot	24281	Boot Kit			ws			L:126/Ø1=23.2/Ø2=79.8
1.6 (64/74 kW)	05.03 -	MT	x	Ch.-No. - 44162552	23991	Joint Kit			ws		27	A:22/F:22/O:52/Z/ABS:29
		MT	x	Ch.-No. 44162553 -	24280	Joint Kit			ws		27	A:22/F:28/O:52/Z/ABS:29
		MT		Ch.-No. - 44162552, TPE boot	23045	Boot Kit			ws			L:123/Ø1=23/Ø2=77
		MT		Ch.-No. 44162553 -, TPE boot	24281	Boot Kit			ws			L:126/Ø1=23.2/Ø2=79.8
1.6 Turbo (132 kW)	05.06 -	MT			24695	Boot Kit				gs		L:87/Ø1=20.25/Ø2=69.4
1.8 i 16V (92 kW)	05.03 -	MT	x		23992	Joint Kit			ws		27	A:22/F:23/O:52/Z/ABS:29
		MT		TPE boot	23993	Boot Kit			ws			L:126/Ø1=23.4/Ø2=80

		Transm.	with ABS Ring		Part-No.	Description	L Left R Right	F Front R Rear	Wheel Side	Gear Box Side	Pic. No.	Technical Specification  Further details on page I
		MT Manual AT Autom.										

( VAUXHALL )

( VAUXHALL )

MERIVA												
1.8 i 16V (92 kW)	05.03 -	MT			24694	Boot Kit				gs		L:86/Ø1=20.65/Ø2=65.8
1.3 CDTI (51/55 kW)	04.05 -	MT	x		23992	Joint Kit			ws		27	A:22/F:23/O:52/Z/ABS:29
		MT		TPE boot	23993	Boot Kit			ws			L:126/Ø1=23.4/Ø2=80
		MT			24694	Boot Kit				gs		
1.7 DTI (55 kW)	09.03 -	MT	x		23992	Joint Kit			ws		27	A:22/F:23/O:52/Z/ABS:29
		MT		TPE boot	23993	Boot Kit			ws			L:126/Ø1=23.4/Ø2=80
1.7 CDTI 16V (74 kW)	04.04 - 08.05	MT	x		23989	Joint Kit			ws		27	A:33/F:24/O:52/Z/ABS:29
		MT		TPE boot	23990	Boot Kit			ws			L:120/Ø1=24.5/Ø2=83
		MT			24695	Boot Kit				gs		L:87/Ø1=20.25/Ø2=69.4
1.7 CDTI (92 kW)	08.06 -	MT			24695	Boot Kit				gs		L:87/Ø1=20.25/Ø2=69.4
MOVANO												
1.9 DTI (59 kW)	09.00 - 10.01	MT		gear PF1	21055	Driveshaft	L				26	L:641/A:28
		MT	x	gear PF1	21057	Driveshaft	L				26	L:641/A:28/ABS:51
		MT		gear PK5	21053	Driveshaft	L				26	L:668/A:28
		MT	x	gear PK5	21051	Driveshaft	L				26	L:668/A:28/ABS:51
		MT		gear PF1	21056	Driveshaft	R				8	L:1180/A:28/D:39
		MT	x	gear PF1	21058	Driveshaft	R				8	L:1180/A:28/D:39/ABS:51
		MT		gear PK5	21284	Driveshaft	R				8	L:1148/A:28/D:39
		MT	x	gear PK5	21286	Driveshaft	R				8	L:1148/A:28/D:39/ABS:51
1.9 DTI (60 kW)	10.01 -	MT		gear PF1	21055	Driveshaft	L				26	L:641/A:28
		MT	x	gear PF1	21057	Driveshaft	L				26	L:641/A:28/ABS:51
		MT		gear PK5	21053	Driveshaft	L				26	L:668/A:28
		MT	x	gear PK5	21051	Driveshaft	L				26	L:668/A:28/ABS:51
		MT		gear PF1	21056	Driveshaft	R				8	L:1180/A:28/D:39
		MT	x	gear PF1	21058	Driveshaft	R				8	L:1180/A:28/D:39/ABS:51
		MT		gear PK5	21284	Driveshaft	R				8	L:1148/A:28/D:39
		MT	x	gear PK5	21286	Driveshaft	R				8	L:1148/A:28/D:39/ABS:51
2.2 DTI (66 kW)	09.00 -	MT		gear PF1	21053	Driveshaft	L				26	L:668/A:28
		MT	x	gear PF1	21051	Driveshaft	L				26	L:668/A:28/ABS:51
		MT		gear PF1	21059	Driveshaft	R				8	L:1148/A:28/D:39
		MT	x	gear PF1	21060	Driveshaft	R				8	L:1148/A:28/D:39/ABS:51
		MT			20699	Boot Kit				ws		
2.5 D (59 kW)	07.98 - 09.00	MT		gear PF1	21053	Driveshaft	L				26	L:668/A:28
		MT	x	gear PF1	21051	Driveshaft	L				26	L:668/A:28/ABS:51
		MT		gear PF1	21054	Driveshaft	R				8	L:1123/A:28/D:39
		MT	x	gear FP1	21052	Driveshaft	R				8	L:1123/A:28/D:39/ABS:51
		MT		04.00 -	20713	Joint Kit				ws		27
2.5 DTI (84 kW)	10.01 -	MT			20699	Boot Kit				ws		L:150/Ø1=27.5/Ø2=98
		MT		gear PK5	21549	Driveshaft	L				26	L:660/A:28

		MT	x	gear PK5	21551	Driveshaft	L				26	L:660/A:28/ABS:51
		MT		gear PK5	21550	Driveshaft	R				8	L:1158/A:28/D:39
		MT	x	gear PK5	21552	Driveshaft	R				8	L:1158/A:28/D:39/ABS:51
		MT			20699	Boot Kit			ws			L:150/Ø1=27.5/Ø2=98
2.8 DTI (84 kW)	07.98 - 10.01	MT		gear PK5	21053	Driveshaft	L				26	L:668/A:28
		MT	x	gear PK5	21051	Driveshaft	L				26	L:668/A:28/ABS:51
		MT		gear PK5	21054	Driveshaft	R				8	L:1123/A:28/D:39
		MT	x	gear PK5	21052	Driveshaft	R				8	L:1123/A:28/D:39/ABS:51
		MT		04.00 -	20713	Joint Kit			ws		27	A:28/F:36/O:65/X
		MT			20699	Boot Kit			ws			L:150/Ø1=27.5/Ø2=98

#### NOVA

1.0 - 1.4	09.82 - 03.93	MT			21431	Driveshaft	R				4	L:907.5/A:22/D:22
		MT			21432	Joint Kit			ws		27	A:22/F:28/O:52/Z
		MT			23103	Boot Kit			ws			L:110/Ø1=23/Ø2=78
		MT			23104	Boot Kit				gs		L:112/Ø1=23/Ø2=77
1.5 D (37 kW)	09.87 - 03.93	MT			21431	Driveshaft	R				4	L:907.5/A:22/D:22
		MT			21432	Joint Kit			ws		27	A:22/F:28/O:52/Z
1.5 TD (49 kW)	01.90 - 03.93	MT			21452	Joint Kit			ws		27	A:22/F:22/O:52/Z
		MT			21451	Joint Kit				gs	30	D:22/G:22
		MT			26027	Boot Kit			ws			L:80/Ø1:18/Ø2:76
		MT			26085	Boot Kit				gs		L:98/Ø1=20/Ø2=54
1.6 GSI (72/74 kW)	05.88 - 03.93	MT			21452	Joint Kit			ws		27	A:22/F:22/O:52/Z
		MT			21451	Joint Kit				gs	30	D:22/G:22
		MT			26027	Boot Kit			ws			L:80/Ø1:18/Ø2:76
		MT			26085	Boot Kit				gs		L:98/Ø1=20/Ø2=54

#### OMEGA

2.0 (85 kW)	03.94 - 09.99	MT/AT	x		21480	Driveshaft	L/R				14	L:637.5/D:27/ABS:48
2.0 16V (100 kW)	03.94 - 09.99	MT/AT	x		21480	Driveshaft	L/R				14	L:637.5/D:27/ABS:48
2.5 TD (96 kW)	04.94 - 02.01	MT/AT	x		21481	Driveshaft	L/R				14	L:638.5/D:27/ABS:48
2.5 V6 (125 kW)	03.94 - 09.00	MT/AT	x		21481	Driveshaft	L/R				14	L:638.5/D:27/ABS:48
3.0 V6 (155 kW)	04.94 - 03.04	MT/AT	x		21481	Driveshaft	L/R				14	L:638.5/D:27/ABS:48

#### OMEGA ESTATE

2.0 (85 kW)	03.94 - 09.99	MT/AT	x		21480	Driveshaft	L/R				14	L:637.5/D:27/ABS:48
2.0 16V (100 kW)	03.94 - 09.99	MT/AT	x		21480	Driveshaft	L/R				14	L:637.5/D:27/ABS:48
2.5 TD (96 kW)	04.94 - 02.01	MT/AT	x		21481	Driveshaft	L/R				14	L:638.5/D:27/ABS:48
2.5 V6 (125 kW)	03.94 - 09.00	MT/AT	x		21481	Driveshaft	L/R				14	L:638.5/D:27/ABS:48
3.0 V6 (155 kW)	04.94 - 03.04	MT/AT	x		21481	Driveshaft	L/R				14	L:638.5/D:27/ABS:48

#### ROYALE

2.0 E (85 kW)	03.83 - 10.84	MT/AT			21460	Joint Kit			ws	gs	29	G:28
		MT/AT			26112	Boot Kit			ws	gs		L:102/Ø1=26/Ø2=61
2.2 E (85 kW)	11.84 - 08.87	MT/AT			21460	Joint Kit			ws	gs	29	G:28
		MT/AT			26112	Boot Kit			ws	gs		L:102/Ø1=26/Ø2=61
2.5 (85 kW)	05.78 - 12.80	MT/AT			21460	Joint Kit			ws	gs	29	G:28
		MT/AT			26112	Boot Kit			ws	gs		L:102/Ø1=26/Ø2=61
2.5 E (100 kW)	01.83 - 08.84	MT/AT			21460	Joint Kit			ws	gs	29	G:28
		MT/AT			26112	Boot Kit			ws	gs		L:102/Ø1=26/Ø2=61
2.5 E (103 kW)	09.84 - 08.87	MT/AT			21460	Joint Kit			ws	gs	29	G:28
		MT/AT			26112	Boot Kit			ws	gs		L:102/Ø1=26/Ø2=61
2.8 (103 kW)	10.79 - 10.82	MT/AT			21460	Joint Kit			ws	gs	29	G:28

		Transm.	with ABS Ring		Part-No.	Description	L Left R Right	F Front R Rear	Wheel Side	Gear Box Side	Pic. No.	Technical Specification  Further details on page I
		MT Manual AT Autom.										

( VAUXHALL )

( VAUXHALL )

ROYALE												
2.8 (103 kW)	10.79 - 10.82	MT/AT			26112	Boot Kit			ws	gs		L:102/Ø1=26/Ø2=61
2.9 (110 kW)	04.78 - 07.82	MT/AT			21460	Joint Kit			ws	gs	29	G:28
		MT/AT			26112	Boot Kit			ws	gs		L:102/Ø1=26/Ø2=61
2.9 (115 kW)	09.85 - 08.87	MT/AT			21489	Driveshaft	L/R				14	L:611.5/D:27
		MT/AT			20388	Joint w. Shaft	L/R			gs		L:613.5/D:27
		MT/AT			21490	Joint Kit			ws		29	G:28
		MT/AT			26091	Boot Kit			ws			L:126/Ø1=26/Ø2=108/with cap
2.9 E (132 kW)	02.78 - 12.86	MT/AT			21460	Joint Kit			ws	gs	29	G:28
		MT/AT			26112	Boot Kit			ws	gs		L:102/Ø1=26/Ø2=61
3.0 (132 kW)	10.79 - 10.82	MT/AT			21460	Joint Kit			ws	gs	29	G:28
		MT/AT			26112	Boot Kit			ws	gs		L:102/Ø1=26/Ø2=61
SENATOR												
2.5 i (103 kW)	09.84 - 08.87	MT/AT			21460	Joint Kit			ws	gs	29	G:28
		MT/AT			26112	Boot Kit			ws	gs		L:102/Ø1=26/Ø2=61
3.0 i (132 kW)	09.84 - 12.86	MT/AT			21460	Joint Kit			ws	gs	29	G:28
		MT/AT			26112	Boot Kit			ws	gs		L:102/Ø1=26/Ø2=61
SENATOR MK II												
2.5 i (103 kW)	09.87 - 10.90	MT/AT			21489	Driveshaft	L/R				14	L:611.5/D:27
		MT/AT	x		21492	Driveshaft	L/R				14	L:628.2/D:27/ABS:48
		MT/AT			20388	Joint w. Shaft	L/R			gs		L:613.5/D:27
		MT/AT			21490	Joint Kit			ws		29	G:28
		MT/AT			26091	Boot Kit			ws			L:126/Ø1=26/Ø2=108/with cap
2.6 i (110 kW)	09.90 - 09.93	MT/AT	x		21492	Driveshaft	L/R				14	L:628.2/D:27/ABS:48
		MT/AT			21490	Joint Kit			ws		29	G:28
		MT/AT			26091	Boot Kit			ws			L:126/Ø1=26/Ø2=108/with cap
3.0 (115 kW)	09.87 - 09.93	MT/AT			21489	Driveshaft	L/R				14	L:611.5/D:27
		MT/AT	x		21492	Driveshaft	L/R				14	L:628.2/D:27/ABS:48
		MT/AT			20388	Joint w. Shaft	L/R			gs		L:613.5/D:27
		MT/AT			21490	Joint Kit			ws		29	G:28
		MT/AT			26091	Boot Kit			ws			L:126/Ø1=26/Ø2=108/with cap
3.0 (130 kW)	01.88 - 09.93	MT/AT			21489	Driveshaft	L/R				14	L:611.5/D:27
		MT/AT	x		21492	Driveshaft	L/R				14	L:628.2/D:27/ABS:48
		MT/AT			20388	Joint w. Shaft	L/R			gs		L:613.5/D:27
		MT/AT			21490	Joint Kit			ws		29	G:28
		MT/AT			26091	Boot Kit			ws			L:126/Ø1=26/Ø2=108/with cap
3.0 24V (150 kW)	09.89 - 09.93	MT/AT	x		21492	Driveshaft	L/R				14	L:628.2/D:27/ABS:48
		MT/AT			21490	Joint Kit			ws		29	G:28
		MT/AT			26091	Boot Kit			ws			L:126/Ø1=26/Ø2=108/with cap
SIGNUM												
1.8 (90 kW)	05.03 - 07.05	MT		Ch.-No. - 71009336, - 48999999	24635	Driveshaft	L					L:619/A:30/D:22



		MT		Ch.-No. - 71009336, - 48999999	24636	Driveshaft	R				4	L:984/A:30/D:22
		MT			23798	Joint Kit			ws		27	A:30/F:25/DF:25.84/Z
		MT		TPE boot	22291	Boot Kit			ws			L:110/Ø1=26/Ø2=87
		MT			23202	Boot Kit				gs		L:99/Ø1=25/Ø2=65
1.8 (103 kW)	08.05 - 03.07	MT		Ch.-No. - 71009336, - 48999999	24635	Driveshaft	L					L:619/A:30/D:22
		MT		Ch.-No. - 71009336, - 48999999	24636	Driveshaft	R				4	L:984/A:30/D:22
2.0 Turbo (129 kW)	05.03 -	MT			24600	Driveshaft	L/R				4	L:621/A:30/D:27
		MT			23984	Joint Kit			ws		27	A:30/F:26/O:52.3/Z
		MT		TPE boot	23024	Boot Kit			ws			L:125/Ø1=27/Ø2=89
		MT			23202	Boot Kit				gs		L:99/Ø1=25/Ø2=65
2.2 direct (114 kW)	05.03 -	MT			23798	Joint Kit			ws		27	A:30/F:25/DF:25.84/Z
		MT		TPE boot	22291	Boot Kit			ws			L:110/Ø1=26/Ø2=87
		MT			23202	Boot Kit				gs		L:99/Ø1=25/Ø2=65
3.2 V6 (155 kW)	05.03 -	MT			24600	Driveshaft	L/R				4	L:621/A:30/D:27
		MT			23984	Joint Kit			ws		27	A:30/F:26/O:52.3/Z
		MT		TPE boot	23024	Boot Kit			ws			L:125/Ø1=27/Ø2=89
		MT			23202	Boot Kit				gs		L:99/Ø1=25/Ø2=65
1.9 CDTI (74 kW)	08.05 -	MT			24603	Driveshaft	L				4	L:627/A:30/D:27
		MT			24600	Driveshaft	R				4	L:621/A:30/D:27
		MT			23984	Joint Kit			ws		27	A:30/F:26/O:52.3/Z
		MT		TPE boot	23024	Boot Kit			ws			L:125/Ø1=27/Ø2=89
1.9 CDTI (88 kW)	04.04 -	MT		gear F40	24603	Driveshaft	L				4	L:627/A:30/D:27
		MT		gear F40	24600	Driveshaft	R				4	L:621/A:30/D:27
		MT			23984	Joint Kit			ws		27	A:30/F:26/O:52.3/Z
		MT		TPE boot	23024	Boot Kit			ws			L:125/Ø1=27/Ø2=89
1.9 CDTI (110 kW)	04.04 -	MT		gear F40	24603	Driveshaft	L				4	L:627/A:30/D:27
		MT		gear F40	24600	Driveshaft	R				4	L:621/A:30/D:27
		AT			24604	Driveshaft	R				4	L:617.2/A:30/D:27
		MT			23984	Joint Kit			ws		27	A:30/F:26/O:52.3/Z
		MT		TPE boot	23024	Boot Kit			ws			L:125/Ø1=27/Ø2=89
2.0 DTI (74 kW)	05.03 -	MT			23798	Joint Kit			ws		27	A:30/F:25/DF:25.84/Z
		MT		TPE boot	22291	Boot Kit			ws			L:110/Ø1=26/Ø2=87
		MT			23202	Boot Kit				gs		L:99/Ø1=25/Ø2=65
2.2 DTI (92 kW)	05.03 -	MT			24600	Driveshaft	L/R				4	L:621/A:30/D:27
		MT			23984	Joint Kit			ws		27	A:30/F:26/O:52.3/Z
		MT		TPE boot	23024	Boot Kit			ws			L:125/Ø1=27/Ø2=89
		MT			23202	Boot Kit				gs		L:99/Ø1=25/Ø2=65
3.0 V6 CDTI (130 kW)	05.03 -	MT			24600	Driveshaft	L/R				4	L:621/A:30/D:27
		MT			23984	Joint Kit			ws		27	A:30/F:26/O:52.3/Z
		MT		TPE boot	23024	Boot Kit			ws			L:125/Ø1=27/Ø2=89
<b>TIGRA</b>												
1.4 16V (66 kW)	07.94 - 12.00	MT	x		21471	Driveshaft	L				4	L:590.5/A:22/ABS:29
		MT	x		21470	Driveshaft	R				4	L:940.5/A:22/ABS:29
		MT	x		21429	Joint Kit			ws		27	A:22/F:28/O:52/Z/ABS:29
1.6 16V (78 kW)	07.94 - 12.00	MT			21451	Joint Kit				gs	30	D:22/G:22
		MT			26085	Boot Kit				gs		L:98/Ø1=20/Ø2=54
<b>TIGRA TWIN TOP</b>												
1.4 (66 kW)	06.04 -	MT/AT	x		24056	Driveshaft	L				4	A:22/O:52/ABS:29
		MT/AT	x		24057	Driveshaft	R				4	A:22/O:52/ABS:29
		MT	x		24280	Joint Kit			ws		27	A:22/F:28/O:52/Z/ABS:29




		Transm.	with ABS Ring		Part-No.	Description	L	F	Wheel Side	Gear Box Side	Pic. No.	Technical Specification  Further details on page I
		MT Manual AT Autom.					Left R Right	Front R Rear				

( VAUXHALL )

( VAUXHALL )

TIGRA TWIN TOP												
1.4 (66 kW)	06.04 -	MT		TPE boot	24281	Boot Kit			ws			L:126/Ø1=23.2/Ø2=79.8
1.8 (92 kW)	06.04 -	MT			24694	Boot Kit				gs		L:86/Ø1=20.65/Ø2=65.8
1.3 CDTI (51 kW)	06.04 -	MT/AT	x		24056	Driveshaft	L				4	A:22/O:52/ABS:29
		MT/AT	x		24057	Driveshaft	R				4	A:22/O:52/ABS:29
		MT	x		24280	Joint Kit			ws		27	A:22/F:28/O:52/Z/ABS:29
		MT		TPE boot	24281	Boot Kit			ws			L:126/Ø1=23.2/Ø2=79.8
VECTRA												
1.6 i (55 kW)	10.95 - 04.02	MT	x	Ch.-No. - W1285446, - W5276825, - W7154258	24060	Driveshaft	L				4	L:598/A:22/D:22/O:52/ABS:29
		MT	x	Ch.-No. W1285447 -, W7154259 -	24058	Driveshaft	L				4	L:597/A:33/D:22/O:52/ABS:29
		MT	x	Ch.-No. - W1285446, - W5276825, - W7154258	24061	Driveshaft	R				4	L:960/A:22/D:22/O:52/ABS:29
		MT	x	Ch.-No. W1285447 -, W7154259 -	24059	Driveshaft	R				4	L:962/A:33/D:22/O:52/ABS:29
		MT/AT	x	Ch.-No. - W1285446, - W5276825, - W7154258	20181	Joint Kit			ws		27	A:22/F:22/O:52/Z/ABS:29
		MT/AT	x	Ch.No. W1285447 -, W7154259 -	24111	Joint Kit			ws		27	A:33/F:22/O:52/Z/ABS:29
		MT/AT		Ch.-No. - W1285446, - W5276825, - W7154258	23124	Boot Kit			ws			L:106/Ø1:22/Ø2:78
		MT/AT		Ch.No. W1285447 -, W7154259 -, TPE boot	21196	Boot Kit			ws			L:112/Ø1=23/Ø2=79
1.6 i (55 kW)	09.95 - 07.03	MT	x	engine 16LZ2	24062	Driveshaft	L				4	L:597/A:33/D:34/O:52/ABS:29
		MT	x	engine 16LZ2	24063	Driveshaft	R				4	L:962/A:33/D:34/O:52/ABS:29
1.6 i 16V (74 kW)	10.95 - 04.02	MT/AT	x	Ch.-No. - W1285446, - W5276825, - W7154258	24060	Driveshaft	L				4	L:598/A:22/D:22/O:52/ABS:29
		MT/AT	x	Ch.-No. W1285447 -, W7154259 -	24058	Driveshaft	L				4	L:597/A:33/D:22/O:52/ABS:29
		MT/AT	x	Ch.-No. - W1285446, - W5276825, - W7154258	24061	Driveshaft	R				4	L:960/A:22/D:22/O:52/ABS:29
		MT/AT	x	Ch.-No. W1285447 -, W7154259 -	24059	Driveshaft	R				4	L:962/A:33/D:22/O:52/ABS:29
		MT/AT	x	Ch.-No. - W1285446, - W5276825, - W7154258	20181	Joint Kit			ws		27	A:22/F:22/O:52/Z/ABS:29
		MT/AT	x	Ch.No. W1285447 -, W7154259 -	24111	Joint Kit			ws		27	A:33/F:22/O:52/Z/ABS:29
		MT/AT		Ch.-No. - W1285446, - W5276825, - W7154258	23124	Boot Kit			ws			L:106/Ø1:22/Ø2:78
		MT/AT		Ch.No. W1285447 -, W7154259 -, TPE boot	21196	Boot Kit			ws			L:112/Ø1=23/Ø2=79
1.7 TD (60 kW)	10.95 - 11.96	MT	x		24062	Driveshaft	L				4	L:597/A:33/D:34/O:52/ABS:29
		MT	x		24063	Driveshaft	R				4	L:962/A:33/D:34/O:52/ABS:29
		MT/AT	x		20183	Joint Kit			ws		27	A:33/F:25/O:52/Z/ABS:29
		MT/AT			20182	Boot Kit			ws			L:107/Ø1=26/Ø2=86
1.8 i 16V (85 kW)	10.95 - 09.00	MT/AT	x	engine X18XE	24062	Driveshaft	L				4	L:597/A:33/D:34/O:52/ABS:29
		MT	x	engine X18XE1	24075	Driveshaft	L				4	L:599/A:33/D:22/O:52/ABS:29
		MT/AT	x	engine X18XE	24063	Driveshaft	R				4	L:962/A:33/D:34/O:52/ABS:29
		MT	x	engine X18XE1	24076	Driveshaft	R				4	L:959/A:33/D:22/O:52/ABS:29
		MT/AT	x		20183	Joint Kit			ws		27	A:33/F:25/O:52/Z/ABS:29
		MT/AT			20182	Boot Kit			ws			L:107/Ø1=26/Ø2=86
1.8 i 16V (92 kW)	09.00 - 04.02	MT	x		24075	Driveshaft	L				4	L:599/A:33/D:22/O:52/ABS:29
		MT	x		24076	Driveshaft	R				4	L:959/A:33/D:22/O:52/ABS:29
		MT/AT	x		20183	Joint Kit			ws		27	A:33/F:25/O:52/Z/ABS:29
		MT/AT			20182	Boot Kit			ws			L:107/Ø1=26/Ø2=86
2.0 DI 16V (60 kW)	11.96 - 04.02	MT	x		24062	Driveshaft	L				4	L:597/A:33/D:34/O:52/ABS:29
		MT	x		24063	Driveshaft	R				4	L:962/A:33/D:34/O:52/ABS:29

		MT/AT	x		<b>20183</b>	Joint Kit			ws		27	A:33/F:25/O:52/Z/ABS:29
		MT/AT			<b>20182</b>	Boot Kit			ws			L:107/Ø1=26/Ø2=86
2.0 DTI 16V (74 kW)	06.97 - 04.02	MT	x		<b>24062</b>	Driveshaft	L				4	L:597/A:33/D:34/O:52/ABS:29
		MT	x		<b>24063</b>	Driveshaft	R				4	L:962/A:33/D:34/O:52/ABS:29
		MT/AT	x		<b>20183</b>	Joint Kit			ws		27	A:33/F:25/O:52/Z/ABS:29
		MT/AT			<b>20182</b>	Boot Kit			ws			L:107/Ø1=26/Ø2=86
2.0 i (82 kW)	10.95 - 04.02	MT	x		<b>24062</b>	Driveshaft	L				4	L:597/A:33/D:34/O:52/ABS:29
		MT	x		<b>24063</b>	Driveshaft	R				4	L:962/A:33/D:34/O:52/ABS:29
		MT/AT	x		<b>20183</b>	Joint Kit			ws		27	A:33/F:25/O:52/Z/ABS:29
		MT/AT			<b>20182</b>	Boot Kit			ws			L:107/Ø1=26/Ø2=86
2.0 i 16V (100 kW)	10.95 - 09.00	MT/AT	x		<b>24062</b>	Driveshaft	L				4	L:597/A:33/D:34/O:52/ABS:29
		MT/AT	x		<b>24063</b>	Driveshaft	R				4	L:962/A:33/D:34/O:52/ABS:29
		MT/AT	x		<b>20183</b>	Joint Kit			ws		27	A:33/F:25/O:52/Z/ABS:29
		MT/AT			<b>20182</b>	Boot Kit			ws			L:107/Ø1=26/Ø2=86
2.2 i 16V (108 kW)	07.00 - 07.01	MT/AT	x		<b>24062</b>	Driveshaft	L				4	L:597/A:33/D:34/O:52/ABS:29
		MT/AT	x		<b>24063</b>	Driveshaft	R				4	L:962/A:33/D:34/O:52/ABS:29
2.5 i V6 (125 kW)	10.95 - 09.00	MT/AT	x		<b>24062</b>	Driveshaft	L				4	L:597/A:33/D:34/O:52/ABS:29
		MT/AT	x		<b>24063</b>	Driveshaft	R				4	L:962/A:33/D:34/O:52/ABS:29
		MT/AT	x		<b>20183</b>	Joint Kit			ws		27	A:33/F:25/O:52/Z/ABS:29
		MT/AT			<b>20182</b>	Boot Kit			ws			L:107/Ø1=26/Ø2=86
<b>VECTRA ESTATE</b>												
1.6 i (55 kW)	11.96 - 06.00	MT	x	Ch.-No. - W1285446, - W5276825, - W7154258	<b>24060</b>	Driveshaft	L				4	L:598/A:22/D:22/O:52/ABS:29
		MT	x	Ch.-No. W1285447 -, W7154259 -	<b>24058</b>	Driveshaft	L				4	L:597/A:33/D:22/O:52/ABS:29
		MT	x	Ch.-No. - W1285446, - W5276825, - W7154258	<b>24061</b>	Driveshaft	R				4	L:960/A:22/D:22/O:52/ABS:29
		MT	x	Ch.-No. W1285447 -, W7154259 -	<b>24059</b>	Driveshaft	R				4	L:962/A:33/D:22/O:52/ABS:29
		MT/AT	x	Ch.-No. - W1285446, - W5276825, - W7154258	<b>20181</b>	Joint Kit			ws		27	A:22/F:22/O:52/Z/ABS:29
		MT/AT	x	Ch.No. W1285447 -, W7154259 -	<b>24111</b>	Joint Kit			ws		27	A:33/F:22/O:52/Z/ABS:29
		MT/AT		Ch.-No. - W1285446, - W5276825, - W7154258	<b>23124</b>	Boot Kit			ws			L:106/Ø1:22/Ø2:78
		MT/AT		Ch.No. W1285447 -, W7154259 -, TPE boot	<b>21196</b>	Boot Kit			ws			L:112/Ø1=23/Ø2=79
1.6 i (55 kW)	09.95 - 07.03	MT	x	engine 16LZ2	<b>24062</b>	Driveshaft	L				4	L:597/A:33/D:34/O:52/ABS:29
		MT	x	engine 16LZ2	<b>24063</b>	Driveshaft	R				4	L:962/A:33/D:34/O:52/ABS:29
1.6 i 16V (74 kW)	11.96 - 07.00	MT/AT	x	Ch.-No. - W1285446, - W5276825, - W7154258	<b>24060</b>	Driveshaft	L				4	L:598/A:22/D:22/O:52/ABS:29
		MT/AT	x	Ch.-No. W1285447 -, W7154259 -	<b>24058</b>	Driveshaft	L				4	L:597/A:33/D:22/O:52/ABS:29
		MT/AT	x	Ch.-No. - W1285446, - W5276825, - W7154258	<b>24061</b>	Driveshaft	R				4	L:960/A:22/D:22/O:52/ABS:29
		MT/AT	x	Ch.-No. W1285447 -, W7154259 -	<b>24059</b>	Driveshaft	R				4	L:962/A:33/D:22/O:52/ABS:29
		MT/AT	x	Ch.-No. - W1285446, - W5276825, - W7154258	<b>20181</b>	Joint Kit			ws		27	A:22/F:22/O:52/Z/ABS:29
		MT/AT	x	Ch.No. W1285447 -, W7154259 -	<b>24111</b>	Joint Kit			ws		27	A:33/F:22/O:52/Z/ABS:29
		MT/AT		Ch.-No. - W1285446, - W5276825, - W7154258	<b>23124</b>	Boot Kit			ws			L:106/Ø1:22/Ø2:78
		MT/AT		Ch.No. W1285447 -, W7154259 -, TPE boot	<b>21196</b>	Boot Kit			ws			L:112/Ø1=23/Ø2=79
1.8 i 16V (85 kW)	11.96 - 09.00	MT/AT	x	engine X18XE	<b>24062</b>	Driveshaft	L				4	L:597/A:33/D:34/O:52/ABS:29
		MT	x	engine X18XE1	<b>24075</b>	Driveshaft	L				4	L:599/A:33/D:22/O:52/ABS:29
		MT/AT	x	engine X18XE	<b>24063</b>	Driveshaft	R				4	L:962/A:33/D:34/O:52/ABS:29
		MT	x	engine X18XE1	<b>24076</b>	Driveshaft	R				4	L:959/A:33/D:22/O:52/ABS:29
		MT/AT	x		<b>20183</b>	Joint Kit			ws		27	A:33/F:25/O:52/Z/ABS:29
		MT/AT			<b>20182</b>	Boot Kit			ws			L:107/Ø1=26/Ø2=86
1.8 i 16V (92 kW)	09.00 - 07.03	MT	x		<b>24075</b>	Driveshaft	L				4	L:599/A:33/D:22/O:52/ABS:29
		MT	x		<b>24076</b>	Driveshaft	R				4	L:959/A:33/D:22/O:52/ABS:29
		MT/AT	x		<b>20183</b>	Joint Kit			ws		27	A:33/F:25/O:52/Z/ABS:29
		MT/AT			<b>20182</b>	Boot Kit			ws			L:107/Ø1=26/Ø2=86
2.0 DI 16V (60 kW)	11.96 - 06.00	MT	x		<b>24062</b>	Driveshaft	L				4	L:597/A:33/D:34/O:52/ABS:29
		MT	x		<b>24063</b>	Driveshaft	R				4	L:962/A:33/D:34/O:52/ABS:29

		Transm.	with ABS Ring		Part-No.	Description	L	F	Wheel Side	Gear Box Side	Pic. No.	Technical Specification  Further details on page I
		MT Manual AT Autom.					Left R Right	Front R Rear				

( VAUXHALL )

( VAUXHALL )

VECTRA ESTATE												
2.0 DI 16V (60 kW)	11.96 - 06.00	MT/AT MT/AT	x		20183 20182	Joint Kit Boot Kit			ws ws		27	A:33/F:25/O:52/Z/ABS:29 L:107/Ø1=26/Ø2=86
2.0 DTI 16V (74 kW)	06.97 - 07.03	MT	x		24062	Driveshaft	L				4	L:597/A:33/D:34/O:52/ABS:29
		MT	x		24063	Driveshaft	R				4	L:962/A:33/D:34/O:52/ABS:29
		MT/AT	x		20183	Joint Kit			ws		27	A:33/F:25/O:52/Z/ABS:29
		MT/AT			20182	Boot Kit			ws			L:107/Ø1=26/Ø2=86
2.0 i (82 kW)	11.96 - 02.02	MT	x		24062	Driveshaft	L				4	L:597/A:33/D:34/O:52/ABS:29
		MT	x		24063	Driveshaft	R				4	L:962/A:33/D:34/O:52/ABS:29
		MT/AT	x		20183	Joint Kit			ws		27	A:33/F:25/O:52/Z/ABS:29
		MT/AT			20182	Boot Kit			ws			L:107/Ø1=26/Ø2=86
2.0 i 16V (100 kW)	11.96 - 09.00	MT/AT	x		24062	Driveshaft	L				4	L:597/A:33/D:34/O:52/ABS:29
		MT/AT	x		24063	Driveshaft	R				4	L:962/A:33/D:34/O:52/ABS:29
		MT/AT	x		20183	Joint Kit			ws		27	A:33/F:25/O:52/Z/ABS:29
		MT/AT			20182	Boot Kit			ws			L:107/Ø1=26/Ø2=86
2.2 i 16V (108 kW)	09.00 - 07.03	MT/AT	x		24062	Driveshaft	L				4	L:597/A:33/D:34/O:52/ABS:29
		MT/AT	x		24063	Driveshaft	R				4	L:962/A:33/D:34/O:52/ABS:29
2.5 i V6 (125 kW)	11.96 - 09.00	MT/AT	x		24062	Driveshaft	L				4	L:597/A:33/D:34/O:52/ABS:29
		MT/AT	x		24063	Driveshaft	R				4	L:962/A:33/D:34/O:52/ABS:29
		MT/AT	x		20183	Joint Kit			ws		27	A:33/F:25/O:52/Z/ABS:29
		MT/AT			20182	Boot Kit			ws			L:107/Ø1=26/Ø2=86
VECTRA MK II / VECTRA MK II ESTATE / VECTRA MK II GTS												
1.6 16V (74 kW)	04.02 - 08.08	MT		Ch.-No. - 71009336	24635	Driveshaft	L					L:619/A:30/D:22
		MT		Ch.-No. - 71009336	24636	Driveshaft	R				4	L:984/A:30/D:22
1.6 (77 kW)	08.05 - 08.08	MT		Ch.-No. - 71009336	24635	Driveshaft	L					L:619/A:30/D:22
		MT		Ch.-No. - 71009336	24636	Driveshaft	R				4	L:984/A:30/D:22
1.8 (81 kW)	04.02 - 07.03	MT		Ch.-No. - 71009336	24635	Driveshaft	L					L:619/A:30/D:22
		MT		Ch.-No. - 71009336	24636	Driveshaft	R				4	L:984/A:30/D:22
		MT			23798	Joint Kit			ws		27	A:30/F:25/DF:25.84/Z
		MT		TPE boot	22291	Boot Kit			ws			L:110/Ø1=26/Ø2=87
1.8 16V (90 kW)	04.02 - 09.05	MT		Ch.-No. - 71009336	24635	Driveshaft	L					L:619/A:30/D:22
		MT		Ch.-No. - 71009336	24636	Driveshaft	R				4	L:984/A:30/D:22
		MT			23798	Joint Kit			ws		27	A:30/F:25/DF:25.84/Z
		MT		TPE boot	22291	Boot Kit			ws			L:110/Ø1=26/Ø2=87
		MT			23202	Boot Kit				gs		L:99/Ø1=25/Ø2=65
		MT										
1.8 (103 kW)	08.05 - 08.08	MT		Ch.-No. - 71009336	24635	Driveshaft	L					L:619/A:30/D:22
		MT		Ch.-No. - 71009336	24636	Driveshaft	R				4	L:984/A:30/D:22
2.0 16V Turbo (129 kW)	03.03 -	MT			24600	Driveshaft	L/R					L:621/A:30/D:27
		MT			23984	Joint Kit			ws		27	A:30/F:26/O:52.3/Z
		MT		TPE boot	23024	Boot Kit			ws			L:125/Ø1=27/Ø2=89
		MT			23202	Boot Kit				gs		L:99/Ø1=25/Ø2=65
2.2 16V (108 kW)	04.02 -	MT			23798	Joint Kit			ws		27	A:30/F:25/DF:25.84/Z

		MT		TPE boot	22291	Boot Kit			ws			L:110/Ø1=26/Ø2=87
		MT			23202	Boot Kit				gs		L:99/Ø1=25/Ø2=65
2.2 direct (114 kW)	10.03 -	MT			23798	Joint Kit			ws		27	A:30/F:25/DF:25.84/Z
		MT		TPE boot	22291	Boot Kit			ws			L:110/Ø1=26/Ø2=87
		MT			23202	Boot Kit				gs		L:99/Ø1=25/Ø2=65
3.2 V6 (155 kW)	08.02 -	MT			24600	Driveshaft	L/R				4	L:621/A:30/D:27
		MT			23984	Joint Kit			ws		27	A:30/F:26/O:52.3/Z
		MT		TPE boot	23024	Boot Kit			ws			L:125/Ø1=27/Ø2=89
		MT			23202	Boot Kit				gs		L:99/Ø1=25/Ø2=65
1.9 CDTI (74 kW)	10.05 -	MT			24603	Driveshaft	L				4	L:627/A:30/D:27
		MT			24600	Driveshaft	R				4	L:621/A:30/D:27
1.9 CDTI (88 kW)	04.04 -	MT		gear F40	24603	Driveshaft	L				4	L:627/A:30/D:27
		MT		gear F40	24600	Driveshaft	R				4	L:621/A:30/D:27
		MT			23984	Joint Kit			ws		27	A:30/F:26/O:52.3/Z
		MT		TPE boot	23024	Boot Kit			ws			L:125/Ø1=27/Ø2=89
1.9 CDTI (110 kW)	04.04 -	MT		gear F40	24603	Driveshaft	L				4	L:627/A:30/D:27
		MT		gear F40	24600	Driveshaft	R				4	L:621/A:30/D:27
		semi-AT			24604	Driveshaft	R				4	L:617.2/A:30/D:27
		MT			23984	Joint Kit			ws		27	A:30/F:26/O:52.3/Z
		MT		TPE boot	23024	Boot Kit			ws			L:125/Ø1=27/Ø2=89
2.0 DTI 16V (74 kW)	04.02 -	MT			23798	Joint Kit			ws		27	A:30/F:25/DF:25.84/Z
		MT		TPE boot	22291	Boot Kit			ws			L:110/Ø1=26/Ø2=87
		MT			23202	Boot Kit				gs		L:99/Ø1=25/Ø2=65
2.2 DTI 16V (92 kW)	04.02 -	MT			24600	Driveshaft	L/R				4	L:621/A:30/D:27
		MT			23984	Joint Kit			ws		27	A:30/F:26/O:52.3/Z
		MT		TPE boot	23024	Boot Kit			ws			L:125/Ø1=27/Ø2=89
		MT			23202	Boot Kit				gs		L:99/Ø1=25/Ø2=65
3.0 CDTI (130 kW)	06.03 -	MT			24600	Driveshaft	L/R				4	L:621/A:30/D:27
		MT			23984	Joint Kit			ws		27	A:30/F:26/O:52.3/Z
		MT		TPE boot	23024	Boot Kit			ws			L:125/Ø1=27/Ø2=89
		MT			23202	Boot Kit				gs		L:99/Ø1=25/Ø2=65
<b>VIVARO</b>												
1.9 DI (60 kW)	08.01 -	MT/AT			21962	Driveshaft	L				26	L:672/A:27
		MT/AT			21963	Driveshaft	R				9	L:1018/A:27/D:39
1.9 DTI (74 kW)	08.01 -	MT/AT			21962	Driveshaft	L				26	L:672/A:27
		MT/AT			21963	Driveshaft	R				9	L:1018/A:27/D:39
2.0 16V (88 kW)	08.01 -	MT/AT			21962	Driveshaft	L				26	L:672/A:27
		MT/AT			21963	Driveshaft	R				9	L:1018/A:27/D:39
<b>ZAFIRA (F75 )</b>												
1.6 CNG (71 kW)	09.01 - 08.05	MT			24071	Driveshaft	L				4	L:615/A:33/D:22/O:52
		MT			24072	Driveshaft	R				4	L:960/A:33/D:22/O:52
		MT/AT		TPE boot	21540	Boot Kit			ws			L:121/Ø1=25/Ø2=83
1.6 16V (74 kW)	04.99 - 08.05	MT			24071	Driveshaft	L				4	L:615/A:33/D:22/O:52
		MT			24072	Driveshaft	R				4	L:960/A:33/D:22/O:52
		MT/AT	x		20183	Joint Kit			ws		27	A:33/F:25/O:52/Z/ABS:29
		MT/AT			20182	Boot Kit			ws			L:107/Ø1=26/Ø2=86
1.8 16V (85 kW)	04.99 - 09.00	MT			24071	Driveshaft	L				4	L:615/A:33/D:22/O:52
		MT			24072	Driveshaft	R				4	L:960/A:33/D:22/O:52
		MT/AT	x		20183	Joint Kit			ws		27	A:33/F:25/O:52/Z/ABS:29
		MT/AT			20182	Boot Kit			ws			L:107/Ø1=26/Ø2=86

		Transm. MT Manual AT Autom.	with ABS Ring		Part-No.	Description	L Left R Right	F Front R Rear	Wheel Side	Gear Box Side	Pic. No.	Technical Specification  Further details on page I
---	---	---	---------------------	--	----------	-------------	-------------------------	-------------------------	---------------	---------------------	-------------	--

## ( VAUXHALL )

## ( VAUXHALL )




ZAFIRA (F75_)												
1.8 16V (92 kW)	09.00 - 08.05	MT			24071	Driveshaft	L				4	L:615/A:33/D:22/O:52
		MT			24072	Driveshaft	R				4	L:960/A:33/D:22/O:52
		MT/AT	x		20183	Joint Kit			ws		27	A:33/F:25/O:52/Z/ABS:29
		MT/AT			20182	Boot Kit			ws			L:107/Ø1=26/Ø2=86
2.0 DI 16V (60 kW)	10.99 - 08.05	MT			24073	Driveshaft	L				4	L:611/A:33/D:34/O:52
		MT			24074	Driveshaft	R				4	L:955/A:33/D:34/O:52
		MT/AT	x		20183	Joint Kit			ws		27	A:33/F:25/O:52/Z/ABS:29
		MT/AT			20182	Boot Kit			ws			L:107/Ø1=26/Ø2=86
2.0 DTI 16V (74 kW)	09.00 - 08.05	MT			24073	Driveshaft	L				4	L:611/A:33/D:34/O:52
		MT			24074	Driveshaft	R				4	L:955/A:33/D:34/O:52
		MT/AT	x		20183	Joint Kit			ws		27	A:33/F:25/O:52/Z/ABS:29
		MT/AT			20182	Boot Kit			ws			L:107/Ø1=26/Ø2=86
2.2 16V (108 kW)	09.00 - 08.05	MT			24073	Driveshaft	L				4	L:611/A:33/D:34/O:52
		MT			24074	Driveshaft	R				4	L:955/A:33/D:34/O:52
		MT/AT		TPE boot	22291	Boot Kit			ws			L:110/Ø1=26/Ø2=87
ZAFIRA MK II												
1.6 (69 kW)	01.06 -	MT			24079	Driveshaft	L				4	L:606/A:33/D:22/O:52.3
		MT			24080	Driveshaft	R				5	L:968.4/A:33/D:22/O:52.3
1.6 (77 kW)	07.05 -	MT			24079	Driveshaft	L				4	L:606/A:33/D:22/O:52.3
		MT			24080	Driveshaft	R				5	L:968.4/A:33/D:22/O:52.3
		MT			23985	Joint Kit			ws		27	A:33/F:22/O:52.25/Z
		MT		TPE boot	23986	Boot Kit			ws			L:123/Ø1=23/Ø2=77
2.0 (147 kW)	07.05 -	MT			24083	Driveshaft	L					L:576.7/A:33/D:25/O:52.3
		MT			24084	Driveshaft	R					L:619.7/A:33/K:34/O:52.3
		MT			23997	Joint Kit			ws		27	A:33/F:26/DF:26.9/O:52.25/Z
		MT		TPE boot	23024	Boot Kit			ws			L:125/Ø1=27/Ø2=89
2.0 (177 kW)	07.05 -	MT			23997	Joint Kit			ws		27	A:33/F:26/DF:26.9/O:52.25/Z
		MT		TPE boot	23024	Boot Kit			ws			L:125/Ø1=27/Ø2=89
1.9 CDTI (74/88 kW)	07.05 -	MT		engine Z 19 DT	24084	Driveshaft	R					L:619.7/A:33/K:34/O:52.3
		MT		engine Z 19 DT	23997	Joint Kit			ws		27	A:33/F:26/DF:26.9/O:52.25/Z
		MT		TPE boot	23024	Boot Kit			ws			L:125/Ø1=27/Ø2=89
1.9 CDTI (110 kW)	07.05 -	MT		engine Z 19 DTH	24087	Driveshaft	L					L:595.2/A:30/D:25/O:52.3
		MT		engine Z 19 DTH	24088	Driveshaft	R					L:619.7/A:30/K:34/O:52.3
		MT		engine Z 19 DTH	23984	Joint Kit			ws		27	A:30/F:26/O:52.3/Z
		MT		TPE boot	23024	Boot Kit			ws			L:125/Ø1=27/Ø2=89

## VOLKSWAGEN

## VOLKSWAGEN

411, 412												
1.7 (50 kW)	07.68 - 08.73	AT		Ch.-No. 4102000001 - 4142100000	22406	Joint Kit			ws	gs	29	

		AT			<b>22451</b>	Boot Kit			ws	gs		L:98/Ø1=21/Ø2=100/with cap
1.7 (59 kW)	09.69 - 08.73	AT		Ch.-No. 4102000001 - 4142100000	<b>22406</b>	Joint Kit			ws	gs	29	
		AT			<b>22451</b>	Boot Kit			ws	gs		L:98/Ø1=21/Ø2=100/with cap
1.8 (55/63 kW)	07.73 - 03.75	AT		Ch.-No. 4102000001 - 4142100000	<b>22406</b>	Joint Kit			ws	gs	29	
		AT			<b>22451</b>	Boot Kit			ws	gs		L:98/Ø1=21/Ø2=100/with cap
<b>412 VARIANT</b>												
1.7 (59 kW)	01.72 - 12.73	AT		Ch.-No. 4102000001 - 4142100000	<b>22406</b>	Joint Kit			ws	gs	29	
		AT			<b>22451</b>	Boot Kit			ws	gs		L:98/Ø1=21/Ø2=100/with cap
1.8 E,LE (55/63 kW)	07.73 - 03.75	AT		Ch.-No. 4102000001 - 4142100000	<b>22406</b>	Joint Kit			ws	gs	29	
		AT			<b>22451</b>	Boot Kit			ws	gs		L:98/Ø1=21/Ø2=100/with cap
<b>1302, 1303</b>												
1302,1303 (25-37 kW)	08.69 - 03.81	MT/AT			<b>22419</b>	Driveshaft	L/R				15	L:411.5
		MT/AT			<b>22405</b>	Joint Kit			ws	gs	29	
		MT/AT			<b>26053</b>	Boot Kit			ws	gs		L:100/Ø1=21/Ø2=94/with cap
<b>1500, 1600</b>												
1.5 L (33 kW)	07.68 - 07.73	MT			<b>22419</b>	Driveshaft	L/R				15	L:411.5
		MT/AT			<b>22405</b>	Joint Kit			ws	gs	29	
		MT/AT			<b>26053</b>	Boot Kit			ws	gs		L:100/Ø1=21/Ø2=94/with cap
1.6 (40 kW)	08.65 - 07.73	MT			<b>22419</b>	Driveshaft	L/R				15	L:411.5
		MT/AT			<b>22405</b>	Joint Kit			ws	gs	29	
		MT/AT			<b>26053</b>	Boot Kit			ws	gs		L:100/Ø1=21/Ø2=94/with cap
1.6 L (37 kW)	07.64 - 07.73	MT			<b>22419</b>	Driveshaft	L/R				15	L:411.5
		MT/AT			<b>22405</b>	Joint Kit			ws	gs	29	
		MT/AT			<b>26053</b>	Boot Kit			ws	gs		L:100/Ø1=21/Ø2=94/with cap
1.6 TL (40 kW)	08.65 - 07.73	MT			<b>22419</b>	Driveshaft	L/R				15	L:411.5
		MT/AT			<b>22405</b>	Joint Kit			ws	gs	29	
		MT/AT			<b>26053</b>	Boot Kit			ws	gs		L:100/Ø1=21/Ø2=94/with cap
<b>AMAZON (BRAZIL)</b>												
1.6	- 12.89	MT		- 12.86	<b>20257</b>	Joint Kit			ws		27	A:22/F:30/Z
		MT		01.87 -	<b>20260</b>	Joint Kit			ws		27	A:22/F:30/X
		MT		01.87 -	<b>22773</b>	Joint			ws		34	A:22/F:30/X
		MT		- 12.86	<b>26005</b>	Boot Kit			ws			L:84/Ø1=20/Ø2=76
		MT		01.87 -	<b>26005</b>	Boot Kit			ws			L:84/Ø1=20/Ø2=76
<b>BORA (1J2) / BORA VARIANT (1J6)</b>												
1.4 16V (55 kW)	03.00 - 05.05	AT			<b>22933</b>	Joint w. Shaft	L			gs	24	L:450/Ø Joint:100/Ø bore:8.2
		MT			<b>20338</b>	Joint Kit			ws		27	A:36/F:30/DF:23.45/O:53/X
		MT		TPE boot	<b>20339</b>	Joint Kit			ws		27	A:36/F:30/DF:23.45/O:53/X
		AT			<b>20340</b>	Joint Kit			ws		27	A:36/F:30/DF:23.45/O:53/X
		MT/AT			<b>24749</b>	Joint Kit				gs	29	G:33/Z/Ø Joint:94
		MT			<b>20336</b>	Boot Kit			ws			L:84/Ø1=20/Ø2=76
		MT		TPE boot	<b>20337</b>	Boot Kit			ws			L:109/Ø1=26/Ø2=75
		AT			<b>26214</b>	Boot Kit			ws			L:80/Ø1=22/Ø2=83
		MT		05.01 -	<b>24660</b>	Boot Kit				gs		L:100/Ø1=21/Ø2=63
		MT		TPE boot	<b>24662</b>	Boot Kit				gs		L:108/Ø1=27/Ø2=94/with cap
1.6 (74 kW)	10.98 - 05.05	AT			<b>22933</b>	Joint w. Shaft	L			gs	24	L:450/Ø Joint:100/Ø bore:8.2
		MT			<b>20338</b>	Joint Kit			ws		27	A:36/F:30/DF:23.45/O:53/X
		MT		TPE boot	<b>20339</b>	Joint Kit			ws		27	A:36/F:30/DF:23.45/O:53/X
		AT			<b>20340</b>	Joint Kit			ws		27	A:36/F:30/DF:23.45/O:53/X
		MT			<b>24749</b>	Joint Kit				gs	29	G:33/Z/Ø Joint:94

		Transm.	with ABS Ring		Part-No.	Description	L Left R Right	F Front R Rear	Wheel Side	Gear Box Side	Pic. No.	Technical Specification  Further details on page I
		MT Manual AT Autom.										

( VOLKSWAGEN )

( VOLKSWAGEN )

BORA (1J2) / BORA VARIANT (1J6)													
1.6 (74 kW)	10.98 - 05.05	MT			20336	Boot Kit			ws			L:84/Ø1=20/Ø2=76	
		MT		TPE boot	20337	Boot Kit			ws			L:109/Ø1=26/Ø2=75	
		AT			26214	Boot Kit			ws			L:80/Ø1=22/Ø2=83	
		MT		TPE boot	24662	Boot Kit					gs		L:108/Ø1=27/Ø2=94/with cap
		AT		Ch.-No. - 1J-XW166084, engine AEH, APF	24367	Boot Kit					gs		L:88/Ø1=21/Ø2=82
		AT		Ch.-No. 1J-XW166085 -, TPE boot	23275	Boot Kit					gs		L:104/Ø1=27/Ø2=71
1.6 (75 kW)	09.00 - 05.05	AT			26214	Boot Kit			ws			L:80/Ø1=22/Ø2=83	
		MT			24749	Joint Kit				gs	29	G:33/Z/Ø Joint:94	
		MT			23175	Boot Kit				gs		L:113/Ø1=21/Ø2=68	
		MT		TPE boot	24662	Boot Kit				gs		L:108/Ø1=27/Ø2=94/with cap	
1.6 16V (77 kW)	05.00 - 05.05	MT		engine AUS, AZD, ATN	23771	Driveshaft	L						
		MT/AT			20340	Joint Kit			ws		27	A:36/F:30/DF:23.45/O:53/X	
		MT/AT			26214	Boot Kit			ws			L:80/Ø1=22/Ø2=83	
		MT/AT		05.01 -	24660	Boot Kit					gs	L:100/Ø1=21/Ø2=63	
1.6 FSI (81 kW)	01.02 - 05.05	MT/AT			26214	Boot Kit			ws			L:80/Ø1=22/Ø2=83	
		MT/AT			24660	Boot Kit				gs		L:100/Ø1=21/Ø2=63	
1.8 (92 kW)	10.98 - 05.05	AT			22933	Joint w. Shaft	L				24	L:450/Ø Joint:100/Ø bore:8.2	
		MT			20340	Joint Kit			ws		27	A:36/F:30/DF:23.45/O:53/X	
		MT/AT			26214	Boot Kit			ws			L:80/Ø1=22/Ø2=83	
1.8 4motion (92 kW)	02.99 - 05.05	MT			20340	Joint Kit		F	ws		27	A:36/F:30/DF:23.45/O:53/X	
		MT			26214	Boot Kit		F	ws			L:80/Ø1=22/Ø2=83	
		MT		TPE boot	23268	Boot Kit	L	F			gs	L:110/Ø1=27/Ø2=100/with cap	
		MT			26101	Boot Kit	R	F			gs	L:116/Ø1=35/Ø2=100/with cap	
		MT		TPE boot	23268	Boot Kit		R			gs	L:110/Ø1=27/Ø2=100/with cap	
1.8 T (110 kW)	05.00 - 05.05	MT		engine AGU, AUM	20340	Joint Kit			ws		27	A:36/F:30/DF:23.45/O:53/X	
		MT		engine AGU, AUM	26214	Boot Kit			ws			L:80/Ø1=22/Ø2=83	
		AT		Ch.-No. 1J-3D019782 -, 1J-3W468502 -	24466	Boot Kit				gs		L:88/Ø1=24.4/Ø2=71.5	
1.8 T (132 kW)	03.02 - 05.05	MT		TPE boot	21522	Joint Kit			ws		27	A:36/F:27/O:53/X	
		MT		TPE boot	21524	Boot Kit			ws			L:117/Ø1=29.5/Ø2=98	
		MT		Ch.-No. - 1J-3W468500, - 01.03	23176	Boot Kit				gs		L:98/Ø1=24/Ø2=57	
		MT		TPE boot, Ch.-No. 1J-3W468501 -, 02.03 -	24665	Boot Kit				gs		L:102/Ø1=28/Ø2=67	
1.9 SDI (50 kW)	10.98 - 05.05	MT			20338	Joint Kit			ws		27	A:36/F:30/DF:23.45/O:53/X	
		MT		TPE boot	20339	Joint Kit			ws		27	A:36/F:30/DF:23.45/O:53/X	
		AT			20340	Joint Kit			ws		27	A:36/F:30/DF:23.45/O:53/X	
		MT/AT			24749	Joint Kit					gs	29	G:33/Z/Ø Joint:94
		MT			20336	Boot Kit			ws			L:84/Ø1=20/Ø2=76	
		MT		TPE boot	20337	Boot Kit			ws			L:109/Ø1=26/Ø2=75	
		AT			26214	Boot Kit			ws			L:80/Ø1=22/Ø2=83	
		MT		TPE boot	24662	Boot Kit				gs		L:108/Ø1=27/Ø2=94/with cap	
1.9 TDI (66/81 kW)	10.98 - 06.01	MT			21020	Driveshaft	L				1	L:553/A:36/O:53	
		MT			21021	Driveshaft	R				1	L:820/A:36/O:53	



		MT/AT		<b>20340</b>	Joint Kit			ws		27	A:36/F:30/DF:23.45/0:53/X
		MT		<b>22498</b>	Joint Kit	R			gs	29	G:33/Ø Joint:100
		MT/AT		<b>26214</b>	Boot Kit			ws			L:80/Ø1=22/Ø2=83
		MT	TPE boot	<b>23268</b>	Boot Kit	L			gs		L:110/Ø1=27/Ø2=100/with cap
		MT		<b>26101</b>	Boot Kit	R			gs		L:116/Ø1=35/Ø2=100/with cap
		AT	Ch.-No. - 1J-XW166084	<b>24367</b>	Boot Kit				gs		L:88/Ø1=21/Ø2=82
		AT	TPE boot, Ch.-No. 1J-XW166085 -	<b>23275</b>	Boot Kit				gs		L:104/Ø1=27/Ø2=71
1.9 TDI 4motion (66 kW)	02.99 - 06.01	MT		<b>20340</b>	Joint Kit		F	ws		27	A:36/F:30/DF:23.45/0:53/X
		MT		<b>26214</b>	Boot Kit		F	ws			L:80/Ø1=22/Ø2=83
		MT	TPE boot	<b>23268</b>	Boot Kit	L	F		gs		L:110/Ø1=27/Ø2=100/with cap
		MT		<b>26101</b>	Boot Kit	R	F		gs		L:116/Ø1=35/Ø2=100/with cap
		MT	TPE boot	<b>23268</b>	Boot Kit		R		gs		L:110/Ø1=27/Ø2=100/with cap
1.9 TDI (74 kW)	09.00 - 05.05	MT		<b>21020</b>	Driveshaft	L				1	L:553/A:36/0:53
		MT		<b>21021</b>	Driveshaft	R				1	L:820/A:36/0:53
		MT		<b>20340</b>	Joint Kit			ws		27	A:36/F:30/DF:23.45/0:53/X
		AT	engine ATD, TPE boot	<b>21522</b>	Joint Kit			ws		27	A:36/F:27/0:53/X
		MT		<b>26214</b>	Boot Kit			ws			L:80/Ø1=22/Ø2=83
		AT	engine ATD, TPE boot	<b>21524</b>	Boot Kit			ws			L:117/Ø1=29.5/Ø2=98
		MT		<b>24658</b>	Boot Kit	L			gs		L:114/Ø1=18/Ø2=100/with cap
		AT	Ch.-No. 1J-3D019782 -, 1J-3W468502 -	<b>24466</b>	Boot Kit				gs		L:88/Ø1=24.4/Ø2=71.5
1.9 TDI 4motion (74 kW)	09.00 - 05.05	MT		<b>21020</b>	Driveshaft	L	F			1	L:553/A:36/0:53
		MT		<b>21021</b>	Driveshaft	R	F			1	L:820/A:36/0:53
		MT	TPE boot	<b>21522</b>	Joint Kit		F	ws		27	A:36/F:27/0:53/X
		MT	TPE boot	<b>21524</b>	Boot Kit		F	ws			L:117/Ø1=29.5/Ø2=98
		MT	TPE boot, Ch.-No. 1J-3W468501 -	<b>24665</b>	Boot Kit		F		gs		L:102/Ø1=28/Ø2=67
		AT	Ch.-No. 1J-3D019782 -, 1J-3W468502 -	<b>24466</b>	Boot Kit		F		gs		L:88/Ø1=24.4/Ø2=71.5
1.9 TDI (85 kW)	12.98 - 06.01	MT		<b>23769</b>	Driveshaft	L				1	L:517/A:36
		AT	engine AUY	<b>23608</b>	Driveshaft	L				3	L:545.1/A:36
		MT		<b>22267</b>	Driveshaft	R				1	L:805/A:36
		AT	engine AUY	<b>23612</b>	Driveshaft	R				3	L:838.6/A:36
		MT	TPE boot	<b>21522</b>	Joint Kit			ws		27	A:36/F:27/0:53/X
		AT	engine AUY, TPE boot	<b>21522</b>	Joint Kit			ws		27	A:36/F:27/0:53/X
		MT	TPE boot	<b>21524</b>	Boot Kit			ws			L:117/Ø1=29.5/Ø2=98
		AT	engine AUY, TPE boot	<b>21524</b>	Boot Kit			ws			L:117/Ø1=29.5/Ø2=98
		MT		<b>23176</b>	Boot Kit				gs		L:98/Ø1=24/Ø2=57
		AT		<b>22286</b>	Boot Kit				gs		L:116/Ø1=24/Ø2=70
1.9 TDI 4motion (85 kW)	02.99 - 06.01	MT		<b>23769</b>	Driveshaft	L	F			1	L:517/A:36
		MT		<b>23770</b>	Driveshaft	R	F			1	L:820/A:36/0:53
		MT	TPE boot	<b>21522</b>	Joint Kit		F	ws		27	A:36/F:27/0:53/X
		AT	engine AUY, TPE boot	<b>21522</b>	Joint Kit		F	ws		27	A:36/F:27/0:53/X
		MT	TPE boot	<b>21524</b>	Boot Kit		F	ws			L:117/Ø1=29.5/Ø2=98
		AT	engine AUY, TPE boot	<b>21524</b>	Boot Kit		F	ws			L:117/Ø1=29.5/Ø2=98
		MT		<b>23176</b>	Boot Kit		F		gs		L:98/Ø1=24/Ø2=57
		MT	TPE boot	<b>23268</b>	Boot Kit		R		gs		L:110/Ø1=27/Ø2=100/with cap
1.9 TDI (96 kW)	11.00 - 05.05	MT/AT		<b>23769</b>	Driveshaft	L				1	L:517/A:36
		MT/AT		<b>22267</b>	Driveshaft	R				1	L:805/A:36
		MT/AT	TPE boot	<b>21522</b>	Joint Kit			ws		27	A:36/F:27/0:53/X
		MT/AT	TPE boot	<b>21524</b>	Boot Kit			ws			L:117/Ø1=29.5/Ø2=98
		AT	Ch.-No. 1J-3D019782 -, 1J-3W468502 -	<b>24466</b>	Boot Kit				gs		L:88/Ø1=24.4/Ø2=71.5
1.9 TDI 4motion (96 kW)	11.00 - 05.05	MT/AT		<b>23769</b>	Driveshaft	L	F			1	L:517/A:36
		MT/AT		<b>22267</b>	Driveshaft	R	F			1	L:805/A:36




		Transm. MT Manual AT Autom.	with ABS Ring		Part-No.	Description	L Left R Right	F Front R Rear	Wheel Side	Gear Box Side	Pic. No.	Technical Specification  Further details on page I
---	---	---	---------------------	--	----------	-------------	-------------------------	-------------------------	---------------	---------------------	-------------	--

( VOLKSWAGEN )

( VOLKSWAGEN )

BORA (1J2) / BORA VARIANT (1J6)												
1.9 TDI 4motion (96 kW)	11.00 - 05.05	MT		TPE boot	21522	Joint Kit		F	ws		27	A:36/F:27/O:53/X
		MT		TPE boot	21524	Boot Kit		F	ws			L:117/Ø1=29.5/Ø2=98
		AT		Ch.-No. 1J-3D019782 -, 1J-3W468502 -	24466	Boot Kit		F		gs		L:88/Ø1=24.4/Ø2=71.5
1.9 TDI (110 kW)	05.00 - 05.05	MT/AT			23769	Driveshaft	L				1	L:517/A:36
		MT/AT			22267	Driveshaft	R				1	L:805/A:36
		MT		TPE boot	21522	Joint Kit			ws		27	A:36/F:27/O:53/X
		MT		TPE boot	21524	Boot Kit			ws			L:117/Ø1=29.5/Ø2=98
		MT		Ch.-No. - 1J-3W468500, - 01.03	23176	Boot Kit				gs		L:98/Ø1=24/Ø2=57
		MT		TPE boot, Ch.-No. 1J-3W468501 -, 02.03 -	24665	Boot Kit				gs		L:102/Ø1=28/Ø2=67
1.9 TDI 4motion (110 kW)	05.00 - 05.05	MT/AT			23769	Driveshaft	L	F			1	L:517/A:36
		MT/AT			22267	Driveshaft	R	F			1	L:805/A:36
		MT		TPE boot	21522	Joint Kit		F	ws		27	A:36/F:27/O:53/X
		MT		TPE boot	21524	Boot Kit		F	ws			L:117/Ø1=29.5/Ø2=98
		MT		Ch.-No. - 1J-3W468500, - 01.03	23176	Boot Kit		F		gs		L:98/Ø1=24/Ø2=57
		MT		TPE boot, Ch.-No. 1J-3W468501 -, 02.03 -	24665	Boot Kit		F		gs		L:102/Ø1=28/Ø2=67
2.0 (85 kW)	10.98 - 05.05	MT/AT			20340	Joint Kit			ws		27	A:36/F:30/DF:23.45/O:53/X
		MT/AT			26214	Boot Kit			ws			L:80/Ø1=22/Ø2=83
		MT		TPE boot	23268	Boot Kit	L			gs		L:110/Ø1=27/Ø2=100/with cap
		MT			26101	Boot Kit	R			gs		L:116/Ø1=35/Ø2=100/with cap
		AT		Ch.-No. - 1J-XW166084, engine APK, AQY	24367	Boot Kit				gs		L:88/Ø1=21/Ø2=82
		AT		TPE boot, Ch.-No. 1J-XW166085 -	23275	Boot Kit				gs		L:104/Ø1=27/Ø2=71
2.0 4motion (85 kW)	04.00 - 05.05	MT			20340	Joint Kit		F	ws		27	A:36/F:30/DF:23.45/O:53/X
		MT			26214	Boot Kit		F	ws			L:80/Ø1=22/Ø2=83
		MT		TPE boot	23268	Boot Kit	L	F		gs		L:110/Ø1=27/Ø2=100/with cap
		MT			26101	Boot Kit	R	F		gs		L:116/Ø1=35/Ø2=100/with cap
		MT		TPE boot	23268	Boot Kit		R		gs		L:110/Ø1=27/Ø2=100/with cap
2.3 V5 (110 kW)	10.98 - 10.00	MT/AT			20340	Joint Kit			ws		27	A:36/F:30/DF:23.45/O:53/X
		MT/AT			26214	Boot Kit			ws			L:80/Ø1=22/Ø2=83
		MT/AT		TPE boot, Ch.-No. 1J-XW166085 -	23275	Boot Kit				gs		L:104/Ø1=27/Ø2=71
2.3 V5 4motion (110 kW)	12.98 - 10.00	MT		TPE boot	21522	Joint Kit		F	ws		27	A:36/F:27/O:53/X
		MT		TPE boot	21524	Boot Kit		F	ws			L:117/Ø1=29.5/Ø2=98
		MT			23176	Boot Kit		F		gs		L:98/Ø1=24/Ø2=57
		MT		TPE boot	23268	Boot Kit		R		gs		L:110/Ø1=27/Ø2=100/with cap
2.3 V5 (125 kW)	10.00 - 05.05	MT			20340	Joint Kit			ws		27	A:36/F:30/DF:23.45/O:53/X
		AT		TPE boot	21522	Joint Kit			ws		27	A:36/F:27/O:53/X
		MT			26214	Boot Kit			ws			L:80/Ø1=22/Ø2=83
		AT		TPE boot	21524	Boot Kit			ws			L:117/Ø1=29.5/Ø2=98
		AT		Ch.-No. 1J-3D019782 -, 1J-3W468502 -	24466	Boot Kit				gs		L:88/Ø1=24.4/Ø2=71.5
2.3 V5 4motion (125 kW)	10.00 - 05.05	MT		TPE boot	21522	Joint Kit		F	ws		27	A:36/F:27/O:53/X
		MT		TPE boot	21524	Boot Kit		F	ws			L:117/Ø1=29.5/Ø2=98

		MT		TPE boot, Ch.-No. 1J-3W468501 -, 02.03 -	24665	Boot Kit		F		gs		L:102/Ø1=28/Ø2=67
		AT		Ch.-No. 1J-3D019782 -, 1J-3W468502 -	24466	Boot Kit		F		gs		L:88/Ø1=24.4/Ø2=71.5
2.8 V6 4motion (150 kW)	03.99 - 05.05	MT		TPE boot	21522	Joint Kit		F	ws		27	A:36/F:27/O:53/X
		MT		TPE boot	21524	Boot Kit		F	ws			L:117/Ø1=29.5/Ø2=98
		MT		Ch.-No. - 1J-3W468500, - 01.03	23176	Boot Kit		F		gs		L:98/Ø1=24/Ø2=57
		MT		TPE boot, Ch.-No. 1J-3W468501 -, 02.03 -	24665	Boot Kit		F		gs		L:102/Ø1=28/Ø2=67
		MT		TPE boot	23268	Boot Kit		R		gs		L:110/Ø1=27/Ø2=100/with cap
<b>CADDY I (14)</b>												
all types	08.82 - 07.92	MT			22413	Driveshaft	L				1	L:537.5/A:22
		MT			22414	Driveshaft	R				1	L:750/A:22
		MT			22457	Joint Kit			ws		27	A:22/F:30/X
		MT		TPE boot	22670	Joint Kit			ws		27	A:22/F:30/X
		MT			20258	Joint Kit				gs	29	G:33/Ø Joint:94.1
		MT			26005	Boot Kit			ws			L:84/Ø1=20/Ø2=76
		MT		TPE boot	26252	Boot Kit			ws			L:109/Ø1=26/Ø2=75
		MT			26062	Boot Kit				gs		L:100/Ø1=21/Ø2=94/with cap
<b>CADDY II PICK-UP (9U7)</b>												
1.6 (55 kW)	10.97 - 12.00	MT		Ch.-No. - 9U-X-002500, -EDS	23150	Driveshaft	L				6	L:619/A:22/D:22
		MT		Ch.-No. - 9U-X-002500, -EDS	23151	Driveshaft	R				6	L:890.5/A:22/D:22
		MT			20639	Joint Kit			ws		27	A:22/F:22/O:47
		MT			23155	Joint Kit				gs	31	D:22
		MT			21767	Tripod				gs	42	G:30/Ø Tripodroller:32
		MT			26201	Boot Kit				gs		L:93/Ø1=20/Ø2=70
1.9 D (47 kW)	10.97 - 12.00	MT		Ch.-No. - 9U-X-002500, -EDS	23150	Driveshaft	L				6	L:619/A:22/D:22
		MT		Ch.-No. - 9U-X-002500, -EDS	23151	Driveshaft	R				6	L:890.5/A:22/D:22
		MT			20639	Joint Kit			ws		27	A:22/F:22/O:47
		MT			23155	Joint Kit				gs	31	D:22
		MT			21767	Tripod				gs	42	G:30/Ø Tripodroller:32
		MT			26201	Boot Kit				gs		L:93/Ø1=20/Ø2=70
<b>CADDY II VAN (9K9)</b>												
60 1.4 (44 kW)	11.95 - 01.04	MT			22462	Driveshaft	L				1	L:559.5/A:22
		MT			22461	Joint Kit			ws		27	A:22/F:30
		MT		TPE boot	22669	Joint Kit			ws		27	A:22/F:30
		MT			22455	Joint Kit				gs	29	G:33/Ø Joint:92
		MT			26005	Boot Kit			ws			L:84/Ø1=20/Ø2=76
		MT		TPE boot	26252	Boot Kit			ws			L:109/Ø1=26/Ø2=75
		MT			26054	Boot Kit				gs		L:100/Ø1=21/Ø2=89/with cap
75 1.4 (55 kW)	08.00 - 01.04	MT		TPE boot	23266	Boot Kit				gs		L:108/Ø1=27/Ø2=89
75 1.6 (55 kW)	11.95 - 01.04	MT		- 05.97, engine 1F	22466	Driveshaft	L				1	L:537.5/A:22
		MT		06.97 -, engine AEE/F	22462	Driveshaft	L				1	L:559.5/A:22
		MT		- 05.97, engine 1F	22467	Driveshaft	R				1	L:772.5/A:22
		MT			22461	Joint Kit			ws		27	A:22/F:30
		MT		TPE boot	22669	Joint Kit			ws		27	A:22/F:30
		MT		- 05.97, engine 1F	20258	Joint Kit				gs	29	G:33/Ø Joint:94.1
		MT		06.97 -, engine AEE/F	22455	Joint Kit				gs	29	G:33/Ø Joint:92
		MT			26005	Boot Kit			ws			L:84/Ø1=20/Ø2=76
		MT		TPE boot	26252	Boot Kit			ws			L:109/Ø1=26/Ø2=75
		MT		- 05.97, engine 1F	26062	Boot Kit				gs		L:100/Ø1=21/Ø2=94/with cap
		MT		06.97 -, engine AEE/F	26054	Boot Kit				gs		L:100/Ø1=21/Ø2=89/with cap
1.7 SDI (42 kW)	07.96 - 01.04	MT		Ch.-No. - 9K-V-526500	22466	Driveshaft	L				1	L:537.5/A:22




		Transm.	with ABS Ring		Part-No.	Description	L	F	Wheel Side	Gear Box Side	Pic. No.	Technical Specification  Further details on page I
		MT Manual AT Autom.					Left R Right	Front R Rear				

( VOLKSWAGEN )

( VOLKSWAGEN )

CADDY II VAN (9K9)														
1.7 SDI (42 kW)	07.96 - 01.04	MT			22467	Driveshaft	R				1	L:772.5/A:22		
		MT			22461	Joint Kit			ws		27	A:22/F:30		
		MT		TPE boot	22669	Joint Kit			ws		27	A:22/F:30		
		MT		Ch.-No. - 9K-V-526500	20258	Joint Kit	L			gs	29	G:33/Ø Joint:94.1		
		MT			20258	Joint Kit	R			gs	29	G:33/Ø Joint:94.1		
		MT			26005	Boot Kit			ws			L:84/Ø1=20/Ø2=76		
		MT		TPE boot	26252	Boot Kit			ws			L:109/Ø1=26/Ø2=75		
		MT		Ch.-No. - 9K-V-526500	26062	Boot Kit	L			gs		L:100/Ø1=21/Ø2=94/with cap		
		MT			26062	Boot Kit	R			gs		L:100/Ø1=21/Ø2=94/with cap		
1.9 D (47 kW)	11.95 - 01.04	MT		Ch.-No. - 9K-V-526500	22466	Driveshaft	L				1	L:537.5/A:22		
		MT			22467	Driveshaft	R				1	L:772.5/A:22		
		MT			22461	Joint Kit			ws		27	A:22/F:30		
		MT		TPE boot	22669	Joint Kit			ws		27	A:22/F:30		
		MT		Ch.-No. - 9K-V-526500	20258	Joint Kit	L			gs	29	G:33/Ø Joint:94.1		
		MT			20258	Joint Kit	R			gs	29	G:33/Ø Joint:94.1		
		MT			26005	Boot Kit			ws			L:84/Ø1=20/Ø2=76		
		MT		TPE boot	26252	Boot Kit			ws			L:109/Ø1=26/Ø2=75		
		MT		Ch.-No. - 9K-V-526500	26062	Boot Kit	L			gs		L:100/Ø1=21/Ø2=94/with cap		
MT			26062	Boot Kit	R			gs		L:100/Ø1=21/Ø2=94/with cap				
1.9 SDI (47 kW)	11.95 - 01.04	MT		Ch.-No. - 9K-V-526500	22466	Driveshaft	L				1	L:537.5/A:22		
		MT			22467	Driveshaft	R				1	L:772.5/A:22		
		MT			22461	Joint Kit			ws		27	A:22/F:30		
		MT		TPE boot	22669	Joint Kit			ws		27	A:22/F:30		
		MT		Ch.-No. - 9K-V-526500	20258	Joint Kit	L			gs	29	G:33/Ø Joint:94.1		
		MT			20258	Joint Kit	R			gs	29	G:33/Ø Joint:94.1		
		MT			26005	Boot Kit			ws			L:84/Ø1=20/Ø2=76		
		MT		TPE boot	26252	Boot Kit			ws			L:109/Ø1=26/Ø2=75		
		MT		Ch.-No. - 9K-V-526500	26062	Boot Kit	L			gs		L:100/Ø1=21/Ø2=94/with cap		
MT			26062	Boot Kit	R			gs		L:100/Ø1=21/Ø2=94/with cap				
1.9 TDI (66 kW)	09.96 - 01.04	MT			22437	Driveshaft	R				1	L:763.5/A:22		
		MT			22600	Joint Kit			ws		27	A:22/F:30/X		
		MT			22497	Joint Kit	L			gs	29	G:33/Ø Joint:100		
		MT			22498	Joint Kit	R			gs	29	G:33/Ø Joint:100		
		MT			26037	Boot Kit				gs		L:83/Ø1=22/Ø2=84		
		MT			23514	Boot Kit	L			gs		L:111/Ø1=22/Ø2=100/with cap		
		MT			26101	Boot Kit	R			gs		L:116/Ø1=35/Ø2=100/with cap		
		CADDY III (2K_)												
		1.4 (55 kW)	03.04 -	MT			23689	Joint Kit			ws		28	A:36/F:30/DF:22.45/O:59.5/X
MT					22497	Joint Kit				gs	29	G:33/Ø Joint:100		
MT				TPE boot	23690	Boot Kit			ws			L:120/Ø1=25/Ø2=86		
MT				TPE boot	23268	Boot Kit				gs		L:110/Ø1=27/Ø2=100/with cap		

1.4 16V (59 kW)	05.06 -	MT			<b>23689</b>	Joint Kit			ws		28	A:36/F:30/DF:22.45/O:59.5/X	
		MT		TPE boot	<b>23690</b>	Boot Kit			ws			L:120/Ø1=25/Ø2=86	
		MT		TPE boot	<b>23268</b>	Boot Kit				gs		L:110/Ø1=27/Ø2=100/with cap	
1.6 (75 kW)	04.04 -	MT			<b>24498</b>	Driveshaft	R					L:815/A:36	
		MT			<b>23689</b>	Joint Kit			ws		28	A:36/F:30/DF:22.45/O:59.5/X	
		MT			<b>22497</b>	Joint Kit					gs	29	G:33/Ø Joint:100
		MT		TPE boot	<b>23690</b>	Boot Kit				ws			L:120/Ø1=25/Ø2=86
		MT		TPE boot	<b>23268</b>	Boot Kit					gs		L:110/Ø1=27/Ø2=100/with cap
		MT		TPE boot	<b>23268</b>	Boot Kit					gs		L:110/Ø1=27/Ø2=100/with cap
2.0 EcoFuel (80 kW)	04.06 -	MT			<b>24498</b>	Driveshaft	R					L:815/A:36	
		MT			<b>23689</b>	Joint Kit			ws		28	A:36/F:30/DF:22.45/O:59.5/X	
		MT		TPE boot	<b>23690</b>	Boot Kit				ws		L:120/Ø1=25/Ø2=86	
		MT		TPE boot	<b>23268</b>	Boot Kit					gs	L:110/Ø1=27/Ø2=100/with cap	
1.9 TDI (55 kW)	09.05 -	MT			<b>23691</b>	Joint Kit			ws		28	A:36/F:27/DF:27.51/O:59.5/X	
		MT		TPE boot	<b>23692</b>	Boot Kit			ws			L:115/Ø1=29/Ø2=96	
		MT		TPE boot, Ch.-No. 1J-3W468501 -, 02.03 -	<b>24665</b>	Boot Kit					gs	L:102/Ø1=28/Ø2=67	
1.9 TDI (77 kW)	04.04 -	AT		- 01.09	<b>24474</b>	Driveshaft	L					L:482/A:36	
		MT/AT			<b>23691</b>	Joint Kit			ws		28	A:36/F:27/DF:27.51/O:59.5/X	
		MT/AT		TPE boot	<b>23692</b>	Boot Kit				ws		L:115/Ø1=29/Ø2=96	
		MT		TPE boot	<b>24665</b>	Boot Kit					gs	L:102/Ø1=28/Ø2=67	
		AT			<b>24466</b>	Boot Kit					gs	L:88/Ø1=24.4/Ø2=71.5	
1.9 TDI 4motion (77 kW)	05.08 -	MT			<b>24475</b>	Driveshaft	L	F					
		MT			<b>24494</b>	Driveshaft	R	F				1	L:610/A:36
		MT		TPE boot	<b>24665</b>	Boot Kit					gs	L:102/Ø1=28/Ø2=67	
		AT			<b>24466</b>	Boot Kit					gs	L:88/Ø1=24.4/Ø2=71.5	
2.0 SDI (51 kW)	03.04 -	MT			<b>23689</b>	Joint Kit			ws		28	A:36/F:30/DF:22.45/O:59.5/X	
		MT			<b>22497</b>	Joint Kit				gs	29	G:33/Ø Joint:100	
		MT		TPE boot	<b>23690</b>	Boot Kit				ws		L:120/Ø1=25/Ø2=86	
		MT		TPE boot	<b>23268</b>	Boot Kit					gs	L:110/Ø1=27/Ø2=100/with cap	
2.0 TDI (103 kW)	09.07 -	MT		TPE boot	<b>24665</b>	Boot Kit				gs		L:102/Ø1=28/Ø2=67	
<b>CORRADO (531)</b>													
1.8 16V (100 kW)	04.89 - 07.92	MT		Ch.-No. - 50-N-007475	<b>22495</b>	Driveshaft	L				1	L:529.5/A:22	
		MT		LHD	<b>22494</b>	Joint Kit	L		ws		27	A:22/F:30/O:53	
		MT		RHD	<b>22494</b>	Joint Kit	L/R		ws		27	A:22/F:30/O:53	
		MT			<b>22497</b>	Joint Kit	L				gs	29	G:33/Ø Joint:100
		MT			<b>22498</b>	Joint Kit	R				gs	29	G:33/Ø Joint:100
		MT		LHD	<b>26037</b>	Boot Kit	L		ws				L:83/Ø1=22/Ø2=84
		MT		RHD	<b>26037</b>	Boot Kit	L/R		ws				L:83/Ø1=22/Ø2=84
		MT		LHD	<b>23514</b>	Boot Kit	L/R				gs		L:111/Ø1=22/Ø2=100/with cap
		MT		RHD	<b>23514</b>	Boot Kit	L				gs		L:111/Ø1=22/Ø2=100/with cap
		MT		RHD	<b>26101</b>	Boot Kit	R				gs		L:116/Ø1=35/Ø2=100/with cap
1.8 G60 (118 kW)	09.88 - 09.93	MT/AT		Ch.-No. - 50-N-007475	<b>22495</b>	Driveshaft	L				1	L:529.5/A:22	
		MT/AT			<b>22494</b>	Joint Kit			ws		27	A:22/F:30/O:53	
		MT/AT			<b>22497</b>	Joint Kit	L				gs	29	G:33/Ø Joint:100
		MT/AT			<b>22498</b>	Joint Kit	R				gs	29	G:33/Ø Joint:100
		MT/AT			<b>26037</b>	Boot Kit			ws				L:83/Ø1=22/Ø2=84
		MT/AT			<b>23514</b>	Boot Kit	L				gs		L:111/Ø1=22/Ø2=100/with cap
2.0 i (85 kW)	04.93 - 12.95	MT/AT			<b>22494</b>	Joint Kit			ws		27	A:22/F:30/O:53	
		MT/AT			<b>22497</b>	Joint Kit	L			gs	29	G:33/Ø Joint:100	
		MT/AT			<b>22498</b>	Joint Kit	R			gs	29	G:33/Ø Joint:100	

		Transm.	with ABS Ring		Part-No.	Description	L	F	Wheel Side	Gear Box Side	Pic. No.	Technical Specification  Further details on page I
		MT Manual AT Autom.					Left R Right	Front R Rear				

( VOLKSWAGEN )

( VOLKSWAGEN )

CORRADO (53I)												
2.0 i (85 kW)	04.93 - 12.95	MT/AT			26037	Boot Kit			ws			L:83/Ø1=22/Ø2=84
		MT/AT			23514	Boot Kit	L			gs		L:111/Ø1=22/Ø2=100/with cap
		MT/AT			26101	Boot Kit	R			gs		L:116/Ø1=35/Ø2=100/with cap
2.0 i 16V (100 kW)	08.91 - 12.95	MT/AT		Ch.-No. - 50-N-007475	22495	Driveshaft	L				1	L:529.5/A:22
		MT/AT		LHD	22494	Joint Kit	L		ws		27	A:22/F:30/O:53
		MT/AT		RHD	22494	Joint Kit	L/R		ws		27	A:22/F:30/O:53
		MT/AT			22497	Joint Kit	L			gs	29	G:33/Ø Joint:100
		MT/AT			22498	Joint Kit	R			gs	29	G:33/Ø Joint:100
		MT/AT		LHD	26037	Boot Kit	L		ws			L:83/Ø1=22/Ø2=84
		MT/AT		RHD	26037	Boot Kit	L/R		ws			L:83/Ø1=22/Ø2=84
		MT/AT		LHD	23514	Boot Kit	L/R			gs		L:111/Ø1=22/Ø2=100/with cap
		MT/AT		RHD	23514	Boot Kit	L			gs		L:111/Ø1=22/Ø2=100/with cap
MT/AT		RHD	26101	Boot Kit	R			gs		L:116/Ø1=35/Ø2=100/with cap		
2.9 VR6 (140 kW)	08.91 - 12.95	MT/AT			20340	Joint Kit			ws		27	A:36/F:30/DF:23.45/O:53/X
		MT/AT			22497	Joint Kit	L			gs	29	G:33/Ø Joint:100
		MT/AT			22498	Joint Kit	R			gs	29	G:33/Ø Joint:100
		MT/AT			26214	Boot Kit			ws			L:80/Ø1=22/Ø2=83
		MT/AT			23514	Boot Kit	L			gs		L:111/Ø1=22/Ø2=100/with cap
		MT/AT			26101	Boot Kit	R			gs		L:116/Ø1=35/Ø2=100/with cap
DERBY												
0.9 (29 kW)	02.77 - 09.81	MT			22471	Driveshaft	L				1	L:476/A:20
		MT			22472	Driveshaft	R				1	L:727/A:20
		MT			20285	Joint Kit			ws		27	A:20/F:25
		MT			20286	Joint Kit				gs	29	G:33
		MT			26022	Boot Kit			ws			L:95/Ø1=17/Ø2=70
		MT			26082	Boot Kit				gs		L:92/Ø1=16/Ø2=89/with cap
1.0 (29 kW)	10.81 - 12.84	MT			22471	Driveshaft	L				1	L:476/A:20
		MT			22472	Driveshaft	R				1	L:727/A:20
		MT			20285	Joint Kit			ws		27	A:20/F:25
		MT			20286	Joint Kit				gs	29	G:33
		MT			26022	Boot Kit			ws			L:95/Ø1=17/Ø2=70
		MT			26082	Boot Kit				gs		L:92/Ø1=16/Ø2=89/with cap
1.1 (37 kW)	02.77 - 07.83	MT			22471	Driveshaft	L				1	L:476/A:20
		MT			22472	Driveshaft	R				1	L:727/A:20
		MT			20285	Joint Kit			ws		27	A:20/F:25
		MT			20286	Joint Kit				gs	29	G:33
		MT			26022	Boot Kit			ws			L:95/Ø1=17/Ø2=70
		MT			26082	Boot Kit				gs		L:92/Ø1=16/Ø2=89/with cap
1.3 (40/44 kW)	02.77 - 12.84	MT			22471	Driveshaft	L				1	L:476/A:20
		MT			22472	Driveshaft	R				1	L:727/A:20
		MT			20285	Joint Kit			ws		27	A:20/F:25
		MT			20285	Joint Kit				ws	27	A:20/F:25

		MT			20286	Joint Kit			gs	29	G:33
		MT			26022	Boot Kit		ws			L:95/Ø1=17/Ø2=70
		MT			26082	Boot Kit		gs			L:92/Ø1=16/Ø2=89/with cap
1.3 (55 kW)	09.82 - 12.84	MT			22471	Driveshaft	L			1	L:476/A:20
		MT			22472	Driveshaft	R			1	L:727/A:20
		MT		Ch.-No. - 86-E-050306	20285	Joint Kit		ws		27	A:20/F:25
		MT		Ch.-No. 86-E-050307 -	22452	Joint Kit		ws		27	A:20/F:30
		MT			20286	Joint Kit			gs	29	G:33
		MT		Ch.-No. - 86-E-050306	26022	Boot Kit		ws			L:95/Ø1=17/Ø2=70
		MT		Ch.-No. 86-E-050307 -	26030	Boot Kit		ws			L:80/Ø1=18/Ø2=76
		MT			26082	Boot Kit			gs		L:92/Ø1=16/Ø2=89/with cap

### EOS (1F7)

1.4 TSI (90 kW)	05.08 -	MT		TPE boot	23690	Boot Kit		ws			L:120/Ø1=25/Ø2=86
		MT		TPE boot	23268	Boot Kit			gs		L:110/Ø1=27/Ø2=100/with cap
1.4 TSI (118 kW)	05.08 -	MT		TPE boot	23690	Boot Kit		ws			L:120/Ø1=25/Ø2=86
		MT		TPE boot	23268	Boot Kit			gs		L:110/Ø1=27/Ø2=100/with cap
1.6 FSI (85 kW)	06.06 -	MT			23689	Joint Kit		ws		28	A:36/F:30/DF:22.45/O:59.5/X
		MT		TPE boot	23690	Boot Kit		ws			L:120/Ø1=25/Ø2=86
		MT		TPE boot	23268	Boot Kit			gs		L:110/Ø1=27/Ø2=100/with cap
2.0 FSI (110 kW)	03.06 -	MT			23689	Joint Kit		ws		28	A:36/F:30/DF:22.45/O:59.5/X
		MT		TPE boot	23690	Boot Kit		ws			L:120/Ø1=25/Ø2=86
		MT		TPE boot	23268	Boot Kit			gs		L:110/Ø1=27/Ø2=100/with cap
2.0 TFSI (147 kW)	03.06 -	MT/AT			23691	Joint Kit		ws		28	A:36/F:27/DF:27.51/O:59.5/X
		MT/AT		TPE boot	23692	Boot Kit		ws			L:115/Ø1=29/Ø2=96
		MT/AT		TPE boot	24665	Boot Kit			gs		L:102/Ø1=28/Ø2=67
3.2 V6 (184 kW)	06.06 -	AT			24326	Joint Kit		ws		28	A:36/F:27/O:59/Z
		AT		TPE boot	24327	Boot Kit		ws			L:120/Ø1=27/Ø2=94.5
		AT			24466	Boot Kit			gs		L:88/Ø1=24.4/Ø2=71.5
2.0 TDI (103 kW)	06.06 -	MT			24475	Driveshaft	L				
		AT			24474	Driveshaft	L				L:482/A:36
		MT			24479	Driveshaft	R				
		MT/AT			23691	Joint Kit		ws		28	A:36/F:27/DF:27.51/O:59.5/X
		MT/AT		TPE boot	23692	Boot Kit		ws			L:115/Ø1=29/Ø2=96
		MT		TPE boot	24665	Boot Kit			gs		L:102/Ø1=28/Ø2=67
		AT			24466	Boot Kit			gs		L:88/Ø1=24.4/Ø2=71.5

### FOX (5Z1)

1.2 (40 kW)	04.05 -	MT		ABS	24777	Driveshaft	L			2	L:501/A:20/O:52
		MT		ABS	24585	Driveshaft	R			2	L:755/A:20/O:52
		MT			24307	Joint Kit		ws		27	A:22/F:30/O:51/Ø Joint:81
		MT		(-) steering power	21585	Joint Kit		ws		27	A:20/F:30/O:52/X
		MT		ABS / (+) steering power	24308	Joint Kit		ws		27	A:36/F:30/O:52/Ø Joint:85
		MT		ABS / (+) steering power / TPE boot	24309	Boot Kit		ws			L:114/Ø1=25.5/Ø2=83.3
		MT		TPE boot, (-) ABS	24702	Boot Kit			gs		L:109/Ø1=27/Ø2=94/with cap
		MT		TPE boot, (+) ABS	24663	Boot Kit			gs		L:108/Ø1=27/Ø2=94
1.4 (55 kW)	04.05 -	MT			24307	Joint Kit		ws		27	A:22/F:30/O:51/Ø Joint:81
		MT		ABS / (+) steering power	24308	Joint Kit		ws		27	A:36/F:30/O:52/Ø Joint:85
		MT		ABS / (+) steering power / TPE boot	24309	Boot Kit		ws			L:114/Ø1=25.5/Ø2=83.3
		MT		TPE boot, (-) ABS	24702	Boot Kit			gs		L:109/Ø1=27/Ø2=94/with cap
1.4 TDI (51 kW)	04.05 -	MT			24303	Driveshaft	L				L:502/A:36
		MT			24553	Driveshaft	R				L:760/A:36

		Transm. <b>MT</b> Manual <b>AT</b> Autom.	with ABS Ring		<b>Part-No.</b>	<b>Description</b>	<b>L</b> Left <b>R</b> Right	<b>F</b> Front <b>R</b> Rear	<b>Wheel</b> <b>Side</b>	<b>Gear</b> <b>Box</b> <b>Side</b>	<b>Pic.</b> <b>No.</b>	<b>Technical Specification</b>  Further details on page I
---	---	---	---------------------	--	-----------------	--------------------	---------------------------------------	---------------------------------------	-----------------------------	--	---------------------------	---

## ( VOLKSWAGEN )

## ( VOLKSWAGEN )

<b>FOX (5Z1)</b>												
1.4 TDI (51 kW)	04.05 -	MT			<b>21587</b>	Joint Kit			ws		27	A:36/F:30/O:52/X/Ø Joint:90
		MT		TPE boot	<b>21589</b>	Boot Kit			ws			L:125/Ø1=25/Ø2=86
		MT		TPE boot	<b>24662</b>	Boot Kit				gs		L:108/Ø1=27/Ø2=94/with cap
<b>FUSACA ITAMAR (BRAZIL)</b>												
1302,1303 (25-37 kW)	08.69 - 03.81	MT/AT			<b>22419</b>	Driveshaft	L/R				15	L:411.5
		MT/AT			<b>22405</b>	Joint Kit			ws	gs	29	
		MT/AT			<b>22793</b>	Joint			ws	gs	37	
		MT/AT			<b>26053</b>	Boot Kit			ws	gs		L:100/Ø1=21/Ø2=94/with cap
<b>GACEL (BRAZIL)</b>												
1.6	- 12.89	MT		- 12.86	<b>20257</b>	Joint Kit			ws		27	A:22/F:30/Z
		MT		01.87 -	<b>20260</b>	Joint Kit			ws		27	A:22/F:30/X
		MT		01.87 -	<b>22773</b>	Joint			ws		34	A:22/F:30/X
		MT		- 12.86	<b>26005</b>	Boot Kit			ws			L:84/Ø1=20/Ø2=76
		MT		01.87 -	<b>26005</b>	Boot Kit			ws			L:84/Ø1=20/Ø2=76
<b>GOL (BRAZIL)</b>												
1.6	06.81 -	MT		- 12.86	<b>20257</b>	Joint Kit			ws		27	A:22/F:30/Z
		MT		engine AE, 01.87 -	<b>20260</b>	Joint Kit			ws		27	A:22/F:30/X
		MT		engine AE, 01.87 -	<b>22773</b>	Joint			ws		34	A:22/F:30/X
		MT		- 12.86	<b>26005</b>	Boot Kit			ws			L:84/Ø1=20/Ø2=76
		MT		engine AE, 01.87 -	<b>26005</b>	Boot Kit			ws			L:84/Ø1=20/Ø2=76
<b>GOLF I (17)</b>												
1.1 (37 kW)	04.74 - 07.83	MT		Ch.-No. - 17-A-0360000	<b>22454</b>	Joint Kit			ws		27	A:22/F:30/Z
		MT		Ch.-No. 17-A-0360001 -	<b>22457</b>	Joint Kit			ws		27	A:22/F:30/X
		MT		Ch.-No. 17-A-0360001 - , TPE boot	<b>22670</b>	Joint Kit			ws		27	A:22/F:30/X
		MT			<b>22455</b>	Joint Kit				gs	29	G:33/Ø Joint:92
		MT			<b>26005</b>	Boot Kit			ws			L:84/Ø1=20/Ø2=76
		MT		Ch.-No. 17-A-0360001 - , TPE boot	<b>26252</b>	Boot Kit			ws			L:109/Ø1=26/Ø2=75
		MT			<b>26054</b>	Boot Kit				gs		L:100/Ø1=21/Ø2=89/with cap
1.1 (38/44 kW)	01.81 - 07.83	MT			<b>22457</b>	Joint Kit			ws		27	A:22/F:30/X
		MT		TPE boot	<b>22670</b>	Joint Kit			ws		27	A:22/F:30/X
		MT			<b>22455</b>	Joint Kit				gs	29	G:33/Ø Joint:92
		MT			<b>26005</b>	Boot Kit			ws			L:84/Ø1=20/Ø2=76
		MT		TPE boot	<b>26252</b>	Boot Kit			ws			L:109/Ø1=26/Ø2=75
		MT			<b>26054</b>	Boot Kit				gs		L:100/Ø1=21/Ø2=89/with cap
1.3 (44 kW)	08.79 - 07.83	MT		Ch.-No. - 17-A-0360000	<b>22454</b>	Joint Kit			ws		27	A:22/F:30/Z
		MT		Ch.-No. 17-A-0360001 -	<b>22457</b>	Joint Kit			ws		27	A:22/F:30/X
		MT		Ch.-No. 17-A-0360001 - , TPE boot	<b>22670</b>	Joint Kit			ws		27	A:22/F:30/X
		MT			<b>22455</b>	Joint Kit				gs	29	G:33/Ø Joint:92
		MT			<b>26005</b>	Boot Kit			ws			L:84/Ø1=20/Ø2=76



		MT		Ch.-No. 17-A-0360001 - , TPE boot	26252	Boot Kit			ws			L:109/Ø1=26/Ø2=75
		MT			26054	Boot Kit				gs		L:100/Ø1=21/Ø2=89/with cap
1.5 (51 kW) (1471 ccm)	04.74 - 12.75	MT/AT			22413	Driveshaft	L				1	L:537.5/A:22
		MT/AT			22414	Driveshaft	R				1	L:750/A:22
		MT/AT			22454	Joint Kit			ws		27	A:22/F:30/Z
		MT/AT			20258	Joint Kit				gs	29	G:33/Ø Joint:94.1
		MT/AT			26005	Boot Kit			ws			L:84/Ø1=20/Ø2=76
		MT/AT			26062	Boot Kit				gs		L:100/Ø1=21/Ø2=94/with cap
1.5 (51 kW) (1457 ccm)	08.77 - 07.83	MT/AT			22413	Driveshaft	L				1	L:537.5/A:22
		MT/AT			22414	Driveshaft	R				1	L:750/A:22
		MT		Ch.-No. - 17-A-0360000	22454	Joint Kit			ws		27	A:22/F:30/Z
		MT		Ch.-No. 17-A-0360001 -	22457	Joint Kit			ws		27	A:22/F:30/X
		MT		Ch.-No. 17-A-0360001 - , TPE boot	22670	Joint Kit			ws		27	A:22/F:30/X
		AT		Ch.-No. - 17-A-0116212	22454	Joint Kit			ws		27	A:22/F:30/Z
		AT		Ch.-No. 17-A-0116213 -	22457	Joint Kit			ws		27	A:22/F:30/X
		AT		Ch.-No. 17-A-0116213 - , TPE boot	22670	Joint Kit			ws		27	A:22/F:30/X
		MT/AT			20258	Joint Kit				gs	29	G:33/Ø Joint:94.1
		MT/AT			26005	Boot Kit			ws			L:84/Ø1=20/Ø2=76
		MT		Ch.-No. 17-A-0360001 - , TPE boot	26252	Boot Kit			ws			L:109/Ø1=26/Ø2=75
		AT		Ch.-No. 17-A-0116213 - , TPE boot	26252	Boot Kit			ws			L:109/Ø1=26/Ø2=75
		MT/AT			26062	Boot Kit				gs		L:100/Ø1=21/Ø2=94/with cap
1.5 D (37 kW)	08.76 - 07.80	MT			22413	Driveshaft	L				1	L:537.5/A:22
		MT			22414	Driveshaft	R				1	L:750/A:22
		MT		Ch.-No. - 17-A-0116212	22454	Joint Kit			ws		27	A:22/F:30/Z
		MT		Ch.-No. 17-A-0116213 -	22457	Joint Kit			ws		27	A:22/F:30/X
		MT		Ch.-No. 17-A-0116213 - , TPE boot	22670	Joint Kit			ws		27	A:22/F:30/X
		MT			20258	Joint Kit				gs	29	G:33/Ø Joint:94.1
		MT			26005	Boot Kit			ws			L:84/Ø1=20/Ø2=76
		MT		Ch.-No. 17-A-0116213 - , TPE boot	26252	Boot Kit			ws			L:109/Ø1=26/Ø2=75
		MT			26062	Boot Kit				gs		L:100/Ø1=21/Ø2=94/with cap
1.6 (55 kW)	08.75 - 07.77	MT/AT			22413	Driveshaft	L				1	L:537.5/A:22
		MT/AT			22414	Driveshaft	R				1	L:750/A:22
		MT/AT			22454	Joint Kit			ws		27	A:22/F:30/Z
		MT/AT			20258	Joint Kit				gs	29	G:33/Ø Joint:94.1
		MT/AT			26005	Boot Kit			ws			L:84/Ø1=20/Ø2=76
		MT/AT			26062	Boot Kit				gs		L:100/Ø1=21/Ø2=94/with cap
1.6 D (40 kW)	08.80 - 07.83	MT			22413	Driveshaft	L				1	L:537.5/A:22
		MT			22414	Driveshaft	R				1	L:750/A:22
		MT			22457	Joint Kit			ws		27	A:22/F:30/X
		MT		TPE boot	22670	Joint Kit			ws		27	A:22/F:30/X
		MT			20258	Joint Kit				gs	29	G:33/Ø Joint:94.1
		MT			26005	Boot Kit			ws			L:84/Ø1=20/Ø2=76
		MT		TPE boot	26252	Boot Kit			ws			L:109/Ø1=26/Ø2=75
		MT			26062	Boot Kit				gs		L:100/Ø1=21/Ø2=94/with cap
1.6 GTI (81 kW)	08.76 - 07.82	MT			22413	Driveshaft	L				1	L:537.5/A:22
		MT			22414	Driveshaft	R				1	L:750/A:22
		MT		Ch.-No. - 17-A-0360000	22454	Joint Kit			ws		27	A:22/F:30/Z
		MT		Ch.-No. 17-A-0360001 -	22457	Joint Kit			ws		27	A:22/F:30/X
		MT		Ch.-No. 17-A-0360001 - , TPE boot	22670	Joint Kit			ws		27	A:22/F:30/X
		MT			20258	Joint Kit				gs	29	G:33/Ø Joint:94.1
		MT			26005	Boot Kit			ws			L:84/Ø1=20/Ø2=76

		Transm.	with ABS Ring		Part-No.	Description	L Left R Right	F Front R Rear	Wheel Side	Gear Box Side	Pic. No.	Technical Specification  Further details on page I
		MT Manual AT Autom.										

( VOLKSWAGEN )

( VOLKSWAGEN )

GOLF I (17)												
1.6 GTI (81 kW)	08.76 - 07.82	MT		Ch.-No. 17-A-0360001 - , TPE boot	26252	Boot Kit			ws			L:109/Ø1=26/Ø2=75
		MT			26062	Boot Kit				gs		L:100/Ø1=21/Ø2=94/with cap
1.6 TD (51 kW)	03.82 - 07.83	MT			22413	Driveshaft	L				1	L:537.5/A:22
		MT			22414	Driveshaft	R				1	L:750/A:22
		MT			22457	Joint Kit			ws		27	A:22/F:30/X
		MT		TPE boot	22670	Joint Kit			ws		27	A:22/F:30/X
		MT			20258	Joint Kit				gs	29	G:33/Ø Joint:94.1
		MT			26005	Boot Kit			ws			L:84/Ø1=20/Ø2=76
		MT		TPE boot	26252	Boot Kit			ws			L:109/Ø1=26/Ø2=75
		MT			26062	Boot Kit				gs		L:100/Ø1=21/Ø2=94/with cap
1.8 GTI (82 kW)	08.82 - 12.83	MT			22413	Driveshaft	L				1	L:537.5/A:22
		MT			22414	Driveshaft	R				1	L:750/A:22
		MT			22457	Joint Kit			ws		27	A:22/F:30/X
		MT		TPE boot	22670	Joint Kit			ws		27	A:22/F:30/X
		MT			20258	Joint Kit				gs	29	G:33/Ø Joint:94.1
		MT			26005	Boot Kit			ws			L:84/Ø1=20/Ø2=76
		MT		TPE boot	26252	Boot Kit			ws			L:109/Ø1=26/Ø2=75
		MT			26062	Boot Kit				gs		L:100/Ø1=21/Ø2=94/with cap
GOLF I CONVERTIBLE (155)												
1.5 (51 kW)	01.79 - 11.83	MT			22413	Driveshaft	L				1	L:537.5/A:22
		MT			22414	Driveshaft	R				1	L:750/A:22
		MT		Ch.-No. - 15-A-0807000	22454	Joint Kit			ws		27	A:22/F:30/Z
		MT		Ch.-No. 15-A-0807001 -	22457	Joint Kit			ws		27	A:22/F:30/X
		MT		Ch.-No. 15-A-0807001 - , TPE boot	22670	Joint Kit			ws		27	A:22/F:30/X
		MT			20258	Joint Kit				gs	29	G:33/Ø Joint:94.1
		MT			26005	Boot Kit			ws			L:84/Ø1=20/Ø2=76
		MT		Ch.-No. 15-A-0807001 - , TPE boot	26252	Boot Kit			ws			L:109/Ø1=26/Ø2=75
		MT			26062	Boot Kit				gs		L:100/Ø1=21/Ø2=94/with cap
1.6 (53/55 kW)	08.83 - 04.92	MT		Ch.-No. - 15-J-001799	22466	Driveshaft	L				1	L:537.5/A:22
		MT		Ch.-No. 15-J-001800 -	22495	Driveshaft	L				1	L:529.5/A:22
		AT			22466	Driveshaft	L				1	L:537.5/A:22
		MT		Ch.-No. - 15-J-001799	22435	Driveshaft	R				1	L:750/A:22
		MT		Ch.-No. 15-J-001800 -	22428	Driveshaft	R				1	L:744/A:22
		AT			22435	Driveshaft	R				1	L:750/A:22
		MT		Ch.-No. - 15-J-001799	22461	Joint Kit			ws		27	A:22/F:30
		MT		Ch.-No. - 15-J-001799, TPE boot	22669	Joint Kit			ws		27	A:22/F:30
		MT		Ch.-No. 15-J-001800 -	22494	Joint Kit			ws		27	A:22/F:30/Ø:53
		AT			22461	Joint Kit			ws		27	A:22/F:30
		AT		TPE boot	22669	Joint Kit			ws		27	A:22/F:30
		MT		Ch.-No. - 15-J-001799	20258	Joint Kit				gs	29	G:33/Ø Joint:94.1
		MT		Ch.-No. 15-J-001800 -	22497	Joint Kit	L			gs	29	G:33/Ø Joint:100

		MT	Ch.-No. 15-J-001800 -	22498	Joint Kit	R		gs	29	G:33/Ø Joint:100
		AT		20258	Joint Kit			gs	29	G:33/Ø Joint:94.1
		MT	Ch.-No. - 15-J-001799	26005	Boot Kit		ws			L:84/Ø1=20/Ø2=76
		MT	Ch.-No. - 15-J-001799, TPE boot	26252	Boot Kit		ws			L:109/Ø1=26/Ø2=75
		MT	Ch.-No. 15-J-001800 -	26037	Boot Kit		ws			L:83/Ø1=22/Ø2=84
		AT		26005	Boot Kit		ws			L:84/Ø1=20/Ø2=76
		AT	TPE boot	26252	Boot Kit		ws			L:109/Ø1=26/Ø2=75
		MT	Ch.-No. - 15-J-001799	26062	Boot Kit			gs		L:100/Ø1=21/Ø2=94/with cap
		MT	Ch.-No. 15-J-001800 -	23514	Boot Kit	L		gs		L:111/Ø1=22/Ø2=100/with cap
		MT	Ch.-No. 15-J-001800 -	26101	Boot Kit	R		gs		L:116/Ø1=35/Ø2=100/with cap
		AT		26062	Boot Kit			gs		L:100/Ø1=21/Ø2=94/with cap
1.6 (81 kW)	08.79 - 07.82	MT		22413	Driveshaft	L			1	L:537.5/A:22
		MT		22414	Driveshaft	R			1	L:750/A:22
		MT	Ch.-No. - 15-A-0807000	22454	Joint Kit		ws		27	A:22/F:30/Z
		MT	Ch.-No. 15-A-0807001 -	22457	Joint Kit		ws		27	A:22/F:30/X
		MT	Ch.-No. 15-A-0807001 - , TPE boot	22670	Joint Kit		ws		27	A:22/F:30/X
		MT		20258	Joint Kit			gs	29	G:33/Ø Joint:94.1
		MT		26005	Boot Kit		ws			L:84/Ø1=20/Ø2=76
		MT	Ch.-No. 15-A-0807001 - , TPE boot	26252	Boot Kit		ws			L:109/Ø1=26/Ø2=75
		MT		26062	Boot Kit			gs		L:100/Ø1=21/Ø2=94/with cap
1.8 (66/70 kW)	08.83 - 04.93	MT	Ch.-No. - 15-J-001799	22466	Driveshaft	L			1	L:537.5/A:22
		MT	Ch.-No. 15-J-001800 -	22495	Driveshaft	L			1	L:529.5/A:22
		AT		22466	Driveshaft	L			1	L:537.5/A:22
		MT	Ch.-No. - 15-J-001799	22435	Driveshaft	R			1	L:750/A:22
		MT	Ch.-No. 15-J-001800 -	22428	Driveshaft	R			1	L:744/A:22
		AT		22435	Driveshaft	R			1	L:750/A:22
		MT	Ch.-No. - 15-J-001799	22461	Joint Kit		ws		27	A:22/F:30
		MT	Ch.-No. - 15-J-001799, TPE boot	22669	Joint Kit		ws		27	A:22/F:30
		MT	Ch.-No. 15-J-001800 -	22494	Joint Kit		ws		27	A:22/F:30/0:53
		AT		22461	Joint Kit		ws		27	A:22/F:30
		AT	TPE boot	22669	Joint Kit		ws		27	A:22/F:30
		MT	Ch.-No. - 15-J-001799	20258	Joint Kit			gs	29	G:33/Ø Joint:94.1
		MT	Ch.-No. 15-J-001800 -	22497	Joint Kit	L		gs	29	G:33/Ø Joint:100
		MT	Ch.-No. 15-J-001800 -	22498	Joint Kit	R		gs	29	G:33/Ø Joint:100
		AT		20258	Joint Kit			gs	29	G:33/Ø Joint:94.1
		MT	Ch.-No. - 15-J-001799	26005	Boot Kit		ws			L:84/Ø1=20/Ø2=76
		MT	Ch.-No. - 15-J-001799, TPE boot	26252	Boot Kit		ws			L:109/Ø1=26/Ø2=75
		MT	Ch.-No. 15-J-001800 -	26037	Boot Kit		ws			L:83/Ø1=22/Ø2=84
		AT		26005	Boot Kit		ws			L:84/Ø1=20/Ø2=76
		AT	TPE boot	26252	Boot Kit		ws			L:109/Ø1=26/Ø2=75
		MT	Ch.-No. - 15-J-001799	26062	Boot Kit			gs		L:100/Ø1=21/Ø2=94/with cap
		MT	Ch.-No. 15-J-001800 -	23514	Boot Kit	L		gs		L:111/Ø1=22/Ø2=100/with cap
		MT	Ch.-No. 15-J-001800 -	26101	Boot Kit	R		gs		L:116/Ø1=35/Ø2=100/with cap
		AT		26062	Boot Kit			gs		L:100/Ø1=21/Ø2=94/with cap
1.8 (72 kW)	08.89 - 03.93	MT		22495	Driveshaft	L			1	L:529.5/A:22
		AT		22466	Driveshaft	L			1	L:537.5/A:22
		MT		22428	Driveshaft	R			1	L:744/A:22
		AT		22435	Driveshaft	R			1	L:750/A:22
		MT		22494	Joint Kit		ws		27	A:22/F:30/0:53
		AT		22461	Joint Kit		ws		27	A:22/F:30
		AT	TPE boot	22669	Joint Kit		ws		27	A:22/F:30

		Transm.	with ABS Ring		Part-No.	Description	L	F	Wheel Side	Gear Box Side	Pic. No.	Technical Specification  Further details on page I
		MT Manual AT Autom.					Left R Right	Front R Rear				

( VOLKSWAGEN )

( VOLKSWAGEN )

GOLF I CONVERTIBLE (155)													
1.8 (72 kW)	08.89 - 03.93	MT			22497	Joint Kit	L			gs	29	G:33/Ø Joint:100	
		MT			22498	Joint Kit	R			gs	29	G:33/Ø Joint:100	
		AT			20258	Joint Kit				gs	29	G:33/Ø Joint:94.1	
		MT			26037	Boot Kit			ws				L:83/Ø1=22/Ø2=84
		AT			26005	Boot Kit			ws				L:84/Ø1=20/Ø2=76
		AT		TPE boot	26252	Boot Kit			ws				L:109/Ø1=26/Ø2=75
		MT			23514	Boot Kit	L			gs			L:111/Ø1=22/Ø2=100/with cap
		MT			26101	Boot Kit	R			gs			L:116/Ø1=35/Ø2=100/with cap
		AT			26062	Boot Kit				gs			L:100/Ø1=21/Ø2=94/with cap
1.8 (82 kW)	08.82 - 12.89	MT		Ch.-No. - 15-E-035000	22413	Driveshaft	L				1	L:537.5/A:22	
		MT		Ch.-No. 15-F-000001 -	22495	Driveshaft	L					1	L:529.5/A:22
		MT		Ch.-No. - 15-E-035000	22414	Driveshaft	R					1	L:750/A:22
		MT		Ch.-No. 15-F-000001 -	22428	Driveshaft	R					1	L:744/A:22
		MT		Ch.-No. - 15-E-035000	22457	Joint Kit			ws			27	A:22/F:30/X
		MT		Ch.-No. - 15-E-035000, TPE boot	22670	Joint Kit			ws			27	A:22/F:30/X
		MT		Ch.-No. 15-F-000001 -	22494	Joint Kit			ws			27	A:22/F:30/O:53
		MT		Ch.-No. - 15-E-035000	20258	Joint Kit				gs		29	G:33/Ø Joint:94.1
		MT		Ch.-No. 15-F-000001 -	22497	Joint Kit	L			gs		29	G:33/Ø Joint:100
		MT		Ch.-No. 15-F-000001 -	22498	Joint Kit	R			gs		29	G:33/Ø Joint:100
		MT		Ch.-No. - 15-E-035000	26005	Boot Kit			ws				L:84/Ø1=20/Ø2=76
		MT		Ch.-No. - 15-E-035000, TPE boot	26252	Boot Kit			ws				L:109/Ø1=26/Ø2=75
		MT		Ch.-No. 15-F-000001 -	26037	Boot Kit			ws				L:83/Ø1=22/Ø2=84
		MT		Ch.-No. - 15-E-035000	26062	Boot Kit				gs			L:100/Ø1=21/Ø2=94/with cap
		MT		Ch.-No. 15-F-000001 -	23514	Boot Kit	L			gs			L:111/Ø1=22/Ø2=100/with cap
		MT		Ch.-No. 15-F-000001 -	26101	Boot Kit	R			gs			L:116/Ø1=35/Ø2=100/with cap
		GOLF II (19E)											
1.0 (33/37 kW)	11.83 - 10.91	MT			22462	Driveshaft	L				1	L:559.5/A:22	
		MT			22463	Driveshaft	R				1	L:772.5/A:22	
		MT			22461	Joint Kit			ws			27	A:22/F:30
		MT		TPE boot	22669	Joint Kit			ws			27	A:22/F:30
		MT			22455	Joint Kit				gs		29	G:33/Ø Joint:92
		MT			26005	Boot Kit			ws				L:84/Ø1=20/Ø2=76
		MT		TPE boot	26252	Boot Kit			ws				L:109/Ø1=26/Ø2=75
		MT			26054	Boot Kit				gs			L:100/Ø1=21/Ø2=89/with cap
1.3 (37/40/44 kW)	08.83 - 12.87	MT			22462	Driveshaft	L				1	L:559.5/A:22	
		MT			22463	Driveshaft	R				1	L:772.5/A:22	
		MT			22461	Joint Kit			ws			27	A:22/F:30
		MT		TPE boot	22669	Joint Kit			ws			27	A:22/F:30
		MT			22455	Joint Kit				gs		29	G:33/Ø Joint:92
		MT			26005	Boot Kit			ws				L:84/Ø1=20/Ø2=76
		MT		TPE boot	26252	Boot Kit			ws				L:109/Ø1=26/Ø2=75

		MT		<b>26054</b>	Boot Kit			gs		L:100/Ø1=21/Ø2=89/with cap	
1.3 KAT (40 kW)	06.86 - 12.92	MT		<b>22462</b>	Driveshaft	L			1	L:559.5/A:22	
		MT		<b>23541</b>	Driveshaft	R			1	L:772.5/A:22	
		MT		<b>22461</b>	Joint Kit			ws	27	A:22/F:30	
		MT	TPE boot	<b>22669</b>	Joint Kit			ws	27	A:22/F:30	
		MT		<b>22455</b>	Joint Kit				gs	29	G:33/Ø Joint:92
		MT		<b>26005</b>	Boot Kit			ws			L:84/Ø1=20/Ø2=76
		MT	TPE boot	<b>26252</b>	Boot Kit			ws			L:109/Ø1=26/Ø2=75
		MT		<b>26054</b>	Boot Kit				gs		L:100/Ø1=21/Ø2=89/with cap
1.6 (51/53/55 kW)	08.83 - 12.92	MT/AT		<b>22466</b>	Driveshaft	L			1	L:537.5/A:22	
		MT/AT		<b>22467</b>	Driveshaft	R			1	L:772.5/A:22	
		MT/AT		<b>22461</b>	Joint Kit			ws	27	A:22/F:30	
		MT/AT	TPE boot	<b>22669</b>	Joint Kit			ws	27	A:22/F:30	
		MT/AT		<b>20258</b>	Joint Kit				gs	29	G:33/Ø Joint:94.1
		MT/AT		<b>26005</b>	Boot Kit			ws			L:84/Ø1=20/Ø2=76
		MT/AT	TPE boot	<b>26252</b>	Boot Kit			ws			L:109/Ø1=26/Ø2=75
		MT/AT		<b>26062</b>	Boot Kit				gs		L:100/Ø1=21/Ø2=94/with cap
1.6 D (37/40 kW)	08.83 - 10.91	MT/AT		<b>22466</b>	Driveshaft	L			1	L:537.5/A:22	
		MT/AT		<b>22467</b>	Driveshaft	R			1	L:772.5/A:22	
		MT/AT		<b>22461</b>	Joint Kit			ws	27	A:22/F:30	
		MT/AT	TPE boot	<b>22669</b>	Joint Kit			ws	27	A:22/F:30	
		MT/AT		<b>20258</b>	Joint Kit				gs	29	G:33/Ø Joint:94.1
		MT/AT		<b>26005</b>	Boot Kit			ws			L:84/Ø1=20/Ø2=76
		MT/AT	TPE boot	<b>26252</b>	Boot Kit			ws			L:109/Ø1=26/Ø2=75
		MT/AT		<b>26062</b>	Boot Kit				gs		L:100/Ø1=21/Ø2=94/with cap
1.6 TD (44/51/59 kW)	08.83 - 10.91	MT		<b>22466</b>	Driveshaft	L			1	L:537.5/A:22	
		MT		<b>22467</b>	Driveshaft	R			1	L:772.5/A:22	
		MT		<b>22461</b>	Joint Kit			ws	27	A:22/F:30	
		MT	TPE boot	<b>22669</b>	Joint Kit			ws	27	A:22/F:30	
		MT		<b>20258</b>	Joint Kit				gs	29	G:33/Ø Joint:94.1
		MT		<b>26005</b>	Boot Kit			ws			L:84/Ø1=20/Ø2=76
		MT	TPE boot	<b>26252</b>	Boot Kit			ws			L:109/Ø1=26/Ø2=75
		MT		<b>26062</b>	Boot Kit				gs		L:100/Ø1=21/Ø2=94/with cap
1.8 (62/66 kW)	08.84 - 10.91	MT	Ch.-No. 19-E-431737 - 1G-K-990000	<b>22466</b>	Driveshaft	L			1	L:537.5/A:22	
		MT	Ch.-No. 1G-L-000001 - 1G-N-300000	<b>22495</b>	Driveshaft	L			1	L:529.5/A:22	
		AT	Ch.-No. 17-D-641910 - 1G-K-990000	<b>22466</b>	Driveshaft	L				1	L:537.5/A:22
		MT	Ch.-No. 19-E-431737 - 1G-K-990000	<b>22467</b>	Driveshaft	R				1	L:772.5/A:22
		MT	Ch.-No. 1G-L-000001 - 1G-N-300000	<b>22437</b>	Driveshaft	R				1	L:763.5/A:22
		AT	Ch.-No. 17-D-641910 - 1G-K-990000	<b>22467</b>	Driveshaft	R				1	L:772.5/A:22
		MT	Ch.-No. 19-E-431737 - 1G-K-990000	<b>22461</b>	Joint Kit			ws	27	A:22/F:30	
		MT	Ch.-No. 19-E-431737 - 1G-K-990000, TPE boot	<b>22669</b>	Joint Kit			ws	27	A:22/F:30	
		MT	Ch.-No. 1G-L-000001 - 1G-N-158228	<b>22494</b>	Joint Kit			ws	27	A:22/F:30/0:53	
		AT	Ch.-No. 17-D-641910 - 1G-K-990000	<b>22461</b>	Joint Kit			ws	27	A:22/F:30	
		AT	Ch.-No. 17-D-641910 - 1G-K-990000, TPE boot	<b>22669</b>	Joint Kit			ws	27	A:22/F:30	
		MT	Ch.-No. 19-E-431737 - 1G-K-990000	<b>20258</b>	Joint Kit				gs	29	G:33/Ø Joint:94.1
		MT	Ch.-No. 1G-L-000001 - 1G-N-158228	<b>22497</b>	Joint Kit	L			gs	29	G:33/Ø Joint:100
		MT	Ch.-No. 1G-L-000001 - 1G-N-158228	<b>22498</b>	Joint Kit	R			gs	29	G:33/Ø Joint:100
		AT	Ch.-No. 17-D-641910 - 1G-K-990000	<b>20258</b>	Joint Kit				gs	29	G:33/Ø Joint:94.1
		MT	Ch.-No. 19-E-431737 - 1G-K-990000	<b>26005</b>	Boot Kit				ws		L:84/Ø1=20/Ø2=76
		MT	Ch.-No. 19-E-431737 - 1G-K-990000, TPE boot	<b>26252</b>	Boot Kit				ws		L:109/Ø1=26/Ø2=75
		MT	Ch.-No. 1G-L-000001 - 1G-N-158228	<b>26037</b>	Boot Kit				ws		L:83/Ø1=22/Ø2=84

		Transm.	with ABS Ring		Part-No.	Description	L Left R Right	F Front R Rear	Wheel Side	Gear Box Side	Pic. No.	Technical Specification  Further details on page I
		MT Manual AT Autom.										

( VOLKSWAGEN )

( VOLKSWAGEN )

GOLF II (19E)													
1.8 (62/66 kW)	08.84 - 10.91	AT		Ch.-No. 17-D-641910 - 1G-K-990000	26005	Boot Kit			ws			L:84/Ø1=20/Ø2=76	
		AT		Ch.-No. 17-D-641910 - 1G-K-990000, TPE boot	26252	Boot Kit			ws			L:109/Ø1=26/Ø2=75	
		MT		Ch.-No. 19-E-431737 - 1G-K-990000	26062	Boot Kit				gs		L:100/Ø1=21/Ø2=94/with cap	
		MT		Ch.-No. 1G-L-000001 - 1G-N-158228	23514	Boot Kit	L				gs		L:111/Ø1=22/Ø2=100/with cap
		MT		Ch.-No. 1G-L-000001 - 1G-N-158228	26101	Boot Kit	R				gs		L:116/Ø1=35/Ø2=100/with cap
		AT		Ch.-No. 17-D-641910 - 1G-K-990000	26062	Boot Kit					gs		L:100/Ø1=21/Ø2=94/with cap
1.8 GTI (79/82 kW)	08.83 - 10.91	MT			22495	Driveshaft	L				1	L:529.5/A:22	
		MT			22437	Driveshaft	R				1	L:763.5/A:22	
		MT			22494	Joint Kit			ws			27	A:22/F:30/O:53
		MT			22497	Joint Kit	L			gs		29	G:33/Ø Joint:100
		MT			22498	Joint Kit	R			gs		29	G:33/Ø Joint:100
		MT			26037	Boot Kit			ws				L:83/Ø1=22/Ø2=84
		MT			23514	Boot Kit	L			gs			L:111/Ø1=22/Ø2=100/with cap
1.8 GTI 16V (95/102 kW)	02.86 - 10.91	MT			22495	Driveshaft	L				1	L:529.5/A:22	
		MT			22437	Driveshaft	R				1	L:763.5/A:22	
		MT			22494	Joint Kit			ws			27	A:22/F:30/O:53
		MT			22497	Joint Kit	L			gs		29	G:33/Ø Joint:100
		MT			22498	Joint Kit	R			gs		29	G:33/Ø Joint:100
		MT			26037	Boot Kit			ws				L:83/Ø1=22/Ø2=84
		MT			23514	Boot Kit	L			gs			L:111/Ø1=22/Ø2=100/with cap
1.8 GTI G60 (118 kW)	04.90 - 07.91	MT/AT			26101	Boot Kit	R			gs		L:116/Ø1=35/Ø2=100/with cap	
		MT/AT			22494	Joint Kit			ws		27	A:22/F:30/O:53	
		MT/AT			22497	Joint Kit	L			gs		29	G:33/Ø Joint:100
		MT/AT			22498	Joint Kit	R			gs		29	G:33/Ø Joint:100
		MT/AT			26037	Boot Kit			ws				L:83/Ø1=22/Ø2=84
		MT/AT			23514	Boot Kit	L			gs			L:111/Ø1=22/Ø2=100/with cap
		MT/AT			26101	Boot Kit	R			gs			L:116/Ø1=35/Ø2=100/with cap
1.8 GTI G60 Syncro (118 kW)	08.88 - 07.91	MT/AT			22494	Joint Kit		F	ws		27	A:22/F:30/O:53	
		MT/AT			22497	Joint Kit	L	F		gs	29	G:33/Ø Joint:100	
		MT/AT			22498	Joint Kit	R	F		gs	29	G:33/Ø Joint:100	
		MT/AT			26037	Boot Kit		F	ws				L:83/Ø1=22/Ø2=84
		MT/AT			23514	Boot Kit	L	F		gs			L:111/Ø1=22/Ø2=100/with cap
		MT/AT			26101	Boot Kit	R	F		gs			L:116/Ø1=35/Ø2=100/with cap
1.8 Syncro (66/72 kW)	02.86 - 10.91	MT		Ch.-No. - 1G-K-990000	22466	Driveshaft	L	F			1	L:537.5/A:22	
		MT		Ch.-No. - 1G-K-990000	22468	Driveshaft	R	F			1	L:608/A:22	
		MT		Ch.-No. - 1G-K-990000	22461	Joint Kit	L	F	ws		27	A:22/F:30	
		MT		Ch.-No. - 1G-K-990000	23537	Joint Kit	R	F	ws		27	A:22/F:30	
		MT		Ch.-No. 1G-L-000001 -	22494	Joint Kit		F	ws		27	A:22/F:30/O:53	
		MT			20260	Joint Kit		R	ws		27	A:22/F:30/X	
		MT		Ch.-No. - 1G-K-990000	20258	Joint Kit		F		gs	29	G:33/Ø Joint:94.1	

		MT	Ch.-No. 1G-L-000001 -	22497	Joint Kit	L	F		gs	29	G:33/Ø Joint:100
		MT	Ch.-No. 1G-L-000001 -	22498	Joint Kit	R	F		gs	29	G:33/Ø Joint:100
		MT		20258	Joint Kit		R		gs	29	G:33/Ø Joint:94.1
		MT	Ch.-No. - 1G-K-990000	26005	Boot Kit	L	F	ws			L:84/Ø1=20/Ø2=76
		MT	Ch.-No. - 1G-K-990000	26030	Boot Kit	R	F	ws			L:80/Ø1=18/Ø2=76
		MT	Ch.-No. 1G-L-000001 -	26037	Boot Kit		F	ws			L:83/Ø1=22/Ø2=84
		MT		26005	Boot Kit		R	ws			L:84/Ø1=20/Ø2=76
		MT	TPE boot	26252	Boot Kit		R	ws			L:109/Ø1=26/Ø2=75
		MT	Ch.-No. - 1G-K-990000	26062	Boot Kit		F	gs			L:100/Ø1=21/Ø2=94/with cap
		MT	Ch.-No. 1G-L-000001 -	23514	Boot Kit	L	F	gs			L:111/Ø1=22/Ø2=100/with cap
		MT	Ch.-No. 1G-L-000001 -	26101	Boot Kit	R	F	gs			L:116/Ø1=35/Ø2=100/with cap
		MT		26062	Boot Kit		R	gs			L:100/Ø1=21/Ø2=94/with cap
<b>GOLF III (1H1)</b>											
1.4 (40 kW)	11.91 - 08.97	MT		22625	Driveshaft	L				1	L:583.5/A:22
		MT	Ch.-No. - 1H-N-990000	22630	Driveshaft	R				1	L:794/A:22/Ø Joint diff.:90
		MT	Ch.-No. 1H-P-000001 -	22628	Driveshaft	R				1	L:782/A:22
		MT		22461	Joint Kit			ws		27	A:22/F:30
		MT	TPE boot	22669	Joint Kit			ws		27	A:22/F:30
		MT		22455	Joint Kit				gs	29	G:33/Ø Joint:92
		MT		26005	Boot Kit			ws			L:84/Ø1=20/Ø2=76
		MT	TPE boot	26252	Boot Kit			ws			L:109/Ø1=26/Ø2=75
		MT		26054	Boot Kit				gs		L:100/Ø1=21/Ø2=89/with cap
1.4 (44 kW)	10.91 - 08.97	MT	Ch.-No. - 1H-S-700000	22625	Driveshaft	L				1	L:583.5/A:22
		MT	Ch.-No. 1H-T-000001 -	22462	Driveshaft	L				1	L:559.5/A:22
		MT	Ch.-No. - 1H-N-990000	22630	Driveshaft	R				1	L:794/A:22/Ø Joint diff.:90
		MT	Ch.-No. 1H-P-000001 - 1H-S-700000	22628	Driveshaft	R				1	L:782/A:22
		MT		22461	Joint Kit			ws		27	A:22/F:30
		MT	TPE boot	22669	Joint Kit			ws		27	A:22/F:30
		MT	Ch.-No. - 1H-S-700000	22455	Joint Kit				gs	29	G:33/Ø Joint:92
		MT	Ch.-No. 1H-T-000001 -	20258	Joint Kit				gs	29	G:33/Ø Joint:94.1
		MT		26005	Boot Kit			ws			L:84/Ø1=20/Ø2=76
		MT	TPE boot	26252	Boot Kit			ws			L:109/Ø1=26/Ø2=75
		MT	Ch.-No. - 1H-S-700000	26054	Boot Kit				gs		L:100/Ø1=21/Ø2=89/with cap
		MT	Ch.-No. 1H-T-000001 -	26062	Boot Kit				gs		L:100/Ø1=21/Ø2=94/with cap
1.6 (55 kW)	09.92 - 08.97	MT	Ch.-No. 1H-P-160001 - 1H-S-180000	22625	Driveshaft	L				1	L:583.5/A:22
		MT	Ch.-No. 1H-S-180001 -	22462	Driveshaft	L				1	L:559.5/A:22
		MT	Ch.-No. 1H-P-160001 - 1H-S-180000	22628	Driveshaft	R				1	L:782/A:22
		MT	Ch.-No. 1H-S-180001 - 1H-S-700000	22630	Driveshaft	R				1	L:794/A:22/Ø Joint diff.:90
		MT		22461	Joint Kit			ws		27	A:22/F:30
		MT	TPE boot	22669	Joint Kit			ws		27	A:22/F:30
		MT	Ch.-No. 1H-P-160001 - 1H-S-180000	22455	Joint Kit				gs	29	G:33/Ø Joint:92
		MT	Ch.-No. 1H-S-180001 -	20258	Joint Kit				gs	29	G:33/Ø Joint:94.1
		MT		26005	Boot Kit			ws			L:84/Ø1=20/Ø2=76
		MT	TPE boot	26252	Boot Kit			ws			L:109/Ø1=26/Ø2=75
		MT	Ch.-No. 1H-P-160001 - 1H-S-180000	26054	Boot Kit				gs		L:100/Ø1=21/Ø2=89/with cap
		MT	Ch.-No. 1H-S-180001 -	26062	Boot Kit				gs		L:100/Ø1=21/Ø2=94/with cap
1.6 (74 kW)	07.95 - 08.97	MT		22462	Driveshaft	L				1	L:559.5/A:22
		AT		22931	Driveshaft	L				3	L:557.5/A:22
		MT	Ch.-No. - 1H-S-700000	22630	Driveshaft	R				1	L:794/A:22/Ø Joint diff.:90
		AT		22930	Driveshaft	R				3	L:790.5/A:22
		AT		22933	Joint w. Shaft	L			gs	24	L:450/Ø Joint:100/Ø bore:8.2

		Transm.	with ABS Ring		Part-No.	Description	L	F	Wheel Side	Gear Box Side	Pic. No.	Technical Specification  Further details on page I
		MT Manual AT Autom.					Left R Right	Front R Rear				

( VOLKSWAGEN )

( VOLKSWAGEN )

GOLF III (1H1)													
1.6 (74 kW)	07.95 - 08.97	AT			22932	Joint w. Shaft	R			gs	24	L:679	
		MT			22461	Joint Kit			ws		27	A:22/F:30	
		MT		TPE boot	22669	Joint Kit			ws		27	A:22/F:30	
		AT			22494	Joint Kit			ws		27	A:22/F:30/0:53	
		MT			20258	Joint Kit				gs	29	G:33/Ø Joint:94.1	
		MT			26005	Boot Kit			ws				L:84/Ø1=20/Ø2=76
		MT		TPE boot	26252	Boot Kit			ws				L:109/Ø1=26/Ø2=75
		AT			26037	Boot Kit			ws				L:83/Ø1=22/Ø2=84
		MT			26062	Boot Kit				gs			L:100/Ø1=21/Ø2=94/with cap
		AT			24367	Boot Kit				gs			L:88/Ø1=21/Ø2=82
1.8 (55/66 kW)	11.91 - 08.97	MT			23544	Driveshaft	L				1	L:552.5/A:22	
		AT		Ch.-No. - 1H-R-990000	23544	Driveshaft	L				1	L:552.5/A:22	
		AT		Ch.-No. 1H-S-000001 -	22931	Driveshaft	L				3	L:557.5/A:22	
		MT/AT		Ch.-No. - 1H-R-990000	22622	Driveshaft	R				1	L:789.5/A:22/Ø Joint diff.: 100	
		MT		Ch.-No. 1H-S-000001 -	22622	Driveshaft	R				1	L:789.5/A:22/Ø Joint diff.: 100	
		AT		Ch.-No. 1H-S-000001 -	22930	Driveshaft	R				3	L:790.5/A:22	
		AT		Ch.-No. 1H-S-000001 -	22933	Joint w. Shaft	L			gs	24	L:450/Ø Joint:100/Ø bore:8.2	
		AT		Ch.-No. 1H-S-000001 -	22932	Joint w. Shaft	R			gs	24	L:679	
		MT/AT			22494	Joint Kit			ws		27	A:22/F:30/0:53	
		MT			22497	Joint Kit	L			gs	29	G:33/Ø Joint:100	
		MT			22498	Joint Kit	R			gs	29	G:33/Ø Joint:100	
		AT		Ch.-No. - 1H-R-990000	22497	Joint Kit	L			gs	29	G:33/Ø Joint:100	
		AT		Ch.-No. - 1H-R-990000	22498	Joint Kit	R			gs	29	G:33/Ø Joint:100	
		MT/AT			26037	Boot Kit			ws				L:83/Ø1=22/Ø2=84
		MT			23514	Boot Kit	L			gs			L:111/Ø1=22/Ø2=100/with cap
		MT			26101	Boot Kit	R			gs			L:116/Ø1=35/Ø2=100/with cap
		AT		Ch.-No. - 1H-R-990000	23514	Boot Kit	L			gs			L:111/Ø1=22/Ø2=100/with cap
		AT		Ch.-No. - 1H-R-990000	26101	Boot Kit	R			gs			L:116/Ø1=35/Ø2=100/with cap
AT			24367	Boot Kit				gs			L:88/Ø1=21/Ø2=82		
1.8 Syncro (66 kW)	01.93 - 08.97	MT			22494	Joint Kit		F	ws		27	A:22/F:30/0:53	
		MT			22497	Joint Kit	L	F		gs	29	G:33/Ø Joint:100	
		MT			22498	Joint Kit	R	F		gs	29	G:33/Ø Joint:100	
		MT			20258	Joint Kit		R		gs	29	G:33/Ø Joint:94.1	
		MT			26037	Boot Kit		F	ws				L:83/Ø1=22/Ø2=84
		MT			26005	Boot Kit		R	ws				L:84/Ø1=20/Ø2=76
		MT		TPE boot	26252	Boot Kit		R	ws				L:109/Ø1=26/Ø2=75
		MT			23514	Boot Kit	L	F		gs			L:111/Ø1=22/Ø2=100/with cap
		MT			26101	Boot Kit	R	F		gs			L:116/Ø1=35/Ø2=100/with cap
		MT			26062	Boot Kit		R		gs			L:100/Ø1=21/Ø2=94/with cap
1.9 D (48 kW)	11.91 - 08.97	MT			22462	Driveshaft	L				1	L:559.5/A:22	
		MT			22630	Driveshaft	R				1	L:794/A:22/Ø Joint diff.:90	



		MT		22461	Joint Kit			ws		27	A:22/F:30
		MT	TPE boot	22669	Joint Kit			ws		27	A:22/F:30
		MT		20258	Joint Kit				gs	29	G:33/Ø Joint:94.1
		MT		26005	Boot Kit			ws			L:84/Ø1=20/Ø2=76
		MT	TPE boot	26252	Boot Kit			ws			L:109/Ø1=26/Ø2=75
		MT		26062	Boot Kit				gs		L:100/Ø1=21/Ø2=94/with cap
1.9 SDI (47 kW)	04.97 - 08.97	MT		22462	Driveshaft	L				1	L:559.5/A:22
		MT		22630	Driveshaft	R				1	L:794/A:22/Ø Joint diff.:90
		MT		22461	Joint Kit			ws		27	A:22/F:30
		MT	TPE boot	22669	Joint Kit			ws		27	A:22/F:30
		MT		20258	Joint Kit				gs	29	G:33/Ø Joint:94.1
		MT		26005	Boot Kit			ws			L:84/Ø1=20/Ø2=76
		MT	TPE boot	26252	Boot Kit			ws			L:109/Ø1=26/Ø2=75
		MT		26062	Boot Kit				gs		L:100/Ø1=21/Ø2=94/with cap
1.9 TD,GTD (55 kW)	11.91 - 08.97	MT		23544	Driveshaft	L				1	L:552.5/A:22
		AT	Ch.-No. - 1H-R-990000	23544	Driveshaft	L				1	L:552.5/A:22
		AT	Ch.-No. 1H-S-000001 -	22931	Driveshaft	L				3	L:557.5/A:22
		MT		22622	Driveshaft	R				1	L:789.5/A:22/Ø Joint diff.: 100
		AT	Ch.-No. - 1H-R-990000	22622	Driveshaft	R				1	L:789.5/A:22/Ø Joint diff.: 100
		AT	Ch.-No. 1H-S-000001 -	22930	Driveshaft	R				3	L:790.5/A:22
		AT	Ch.-No. 1H-S-000001 -	22933	Joint w. Shaft	L			gs	24	L:450/Ø Joint:100/Ø bore:8.2
		AT	Ch.-No. 1H-S-000001 -	22932	Joint w. Shaft	R			gs	24	L:679
		MT/AT		22494	Joint Kit			ws		27	A:22/F:30/0:53
		MT		22497	Joint Kit	L			gs	29	G:33/Ø Joint:100
		MT		22498	Joint Kit	R			gs	29	G:33/Ø Joint:100
		AT	Ch.-No. - 1H-R-990000	22497	Joint Kit	L			gs	29	G:33/Ø Joint:100
		AT	Ch.-No. - 1H-R-990000	22498	Joint Kit	R			gs	29	G:33/Ø Joint:100
		MT/AT		26037	Boot Kit			ws			L:83/Ø1=22/Ø2=84
		MT		23514	Boot Kit	L			gs		L:111/Ø1=22/Ø2=100/with cap
		MT		26101	Boot Kit	R			gs		L:116/Ø1=35/Ø2=100/with cap
		AT	Ch.-No. - 1H-R-990000	23514	Boot Kit	L			gs		L:111/Ø1=22/Ø2=100/with cap
		AT	Ch.-No. - 1H-R-990000	26101	Boot Kit	R			gs		L:116/Ø1=35/Ø2=100/with cap
		AT		24367	Boot Kit				gs		L:88/Ø1=21/Ø2=82
1.9 TDI (66/81 kW)	09.93 - 08.97	MT		23544	Driveshaft	L				1	L:552.5/A:22
		MT		23547	Driveshaft	R				1	L:784.5/A:22
		AT		22933	Joint w. Shaft	L			gs	24	L:450/Ø Joint:100/Ø bore:8.2
		AT		22932	Joint w. Shaft	R			gs	24	L:679
		MT		22600	Joint Kit			ws		27	A:22/F:30/X
		MT		22497	Joint Kit	L			gs	29	G:33/Ø Joint:100
		MT		22498	Joint Kit	R			gs	29	G:33/Ø Joint:100
		MT/AT		26037	Boot Kit			ws			L:83/Ø1=22/Ø2=84
		MT		23514	Boot Kit	L			gs		L:111/Ø1=22/Ø2=100/with cap
		MT		26101	Boot Kit	R			gs		L:116/Ø1=35/Ø2=100/with cap
		AT		24367	Boot Kit				gs		L:88/Ø1=21/Ø2=82
2.0 (85 kW)	11.91 - 08.97	MT	Ch.-No. - 1H-R-990000	22673	Driveshaft	L				1	L:550
		AT	Ch.-No. - 1H-R-990000	23544	Driveshaft	L				1	L:552.5/A:22
		AT	Ch.-No. 1H-S-000001 -	22931	Driveshaft	L				3	L:557.5/A:22
		MT	Ch.-No. - 1H-R-990000	22672	Driveshaft	R				1	L:783
		AT	Ch.-No. - 1H-R-990000	22622	Driveshaft	R				1	L:789.5/A:22/Ø Joint diff.: 100
		AT	Ch.-No. 1H-S-000001 -	22930	Driveshaft	R				3	L:790.5/A:22
		AT	Ch.-No. 1H-S-000001 -	22933	Joint w. Shaft	L			gs	24	L:450/Ø Joint:100/Ø bore:8.2

		Transm.	with ABS Ring		Part-No.	Description	L	F	Wheel Side	Gear Box Side	Pic. No.	Technical Specification  Further details on page I
		MT Manual AT Autom.					Left R Right	Front R Rear				

( VOLKSWAGEN )

( VOLKSWAGEN )

GOLF III (1H1)														
2.0 (85 kW)	11.91 - 08.97	AT		Ch.-No. 1H-S-000001 -	22932	Joint w. Shaft	R			gs	24	L:679		
		MT			20340	Joint Kit			ws		27	A:36/F:30/DF:23.45/0:53/X		
		AT			22494	Joint Kit			ws		27	A:22/F:30/0:53		
		MT			22497	Joint Kit	L			gs	29	G:33/Ø Joint:100		
		MT			22498	Joint Kit	R			gs	29	G:33/Ø Joint:100		
		AT		Ch.-No. - 1H-R-990000	22497	Joint Kit	L			gs	29	G:33/Ø Joint:100		
		AT		Ch.-No. - 1H-R-990000	22498	Joint Kit	R			gs	29	G:33/Ø Joint:100		
		MT			26214	Boot Kit			ws				L:80/Ø1=22/Ø2=83	
		AT			26037	Boot Kit			ws				L:83/Ø1=22/Ø2=84	
		MT			23514	Boot Kit	L			gs			L:111/Ø1=22/Ø2=100/with cap	
		MT			26101	Boot Kit	R			gs			L:116/Ø1=35/Ø2=100/with cap	
		AT		Ch.-No. - 1H-R-990000	23514	Boot Kit	L			gs			L:111/Ø1=22/Ø2=100/with cap	
		AT		Ch.-No. - 1H-R-990000	26101	Boot Kit	R			gs			L:116/Ø1=35/Ø2=100/with cap	
		AT			24367	Boot Kit				gs			L:88/Ø1=21/Ø2=82	
2.0 GTI 16V (110 kW)	08.92 - 08.97	MT		Ch.-No. 1H-S-000001 - 1H-S-700000	20340	Joint Kit			ws		27	A:36/F:30/DF:23.45/0:53/X		
		AT			20340	Joint Kit			ws		27	A:36/F:30/DF:23.45/0:53/X		
		MT			22497	Joint Kit	L			gs	29	G:33/Ø Joint:100		
		MT			22498	Joint Kit	R			gs	29	G:33/Ø Joint:100		
		AT		Ch.-No. 1H-S-000001 - 1H-S-700000	22497	Joint Kit	L			gs	29	G:33/Ø Joint:100		
		AT		Ch.-No. 1H-S-000001 - 1H-S-700000	22498	Joint Kit	R			gs	29	G:33/Ø Joint:100		
		MT			26214	Boot Kit			ws				L:80/Ø1=22/Ø2=83	
		AT		Ch.-No. 1H-S-000001 - 1H-S-700000	26214	Boot Kit			ws				L:80/Ø1=22/Ø2=83	
		MT			23514	Boot Kit	L			gs			L:111/Ø1=22/Ø2=100/with cap	
		MT			26101	Boot Kit	R			gs			L:116/Ø1=35/Ø2=100/with cap	
		AT		Ch.-No. 1H-S-000001 - 1H-S-700000	23514	Boot Kit	L			gs			L:111/Ø1=22/Ø2=100/with cap	
		AT		Ch.-No. 1H-S-000001 - 1H-S-700000	26101	Boot Kit	R			gs			L:116/Ø1=35/Ø2=100/with cap	
		2.8 VR6 (128 kW)	01.92 - 08.97	MT/AT			21020	Driveshaft	L				1	L:553/A:36/0:53
				MT/AT			22672	Driveshaft	R				1	L:783
MT					20340	Joint Kit			ws		27	A:36/F:30/DF:23.45/0:53/X		
AT				Ch.-No. 1H-S-000001 - 1H-S-700000	20340	Joint Kit			ws		27	A:36/F:30/DF:23.45/0:53/X		
MT					22497	Joint Kit	L			gs	29	G:33/Ø Joint:100		
MT					22498	Joint Kit	R			gs	29	G:33/Ø Joint:100		
AT				Ch.-No. 1H-S-000001 - 1H-S-700000	22497	Joint Kit	L			gs	29	G:33/Ø Joint:100		
AT				Ch.-No. 1H-S-000001 - 1H-S-700000	22498	Joint Kit	R			gs	29	G:33/Ø Joint:100		
MT					26214	Boot Kit			ws				L:80/Ø1=22/Ø2=83	
AT				Ch.-No. 1H-S-000001 - 1H-S-700000	26214	Boot Kit			ws				L:80/Ø1=22/Ø2=83	
MT					23514	Boot Kit	L			gs			L:111/Ø1=22/Ø2=100/with cap	
MT					26101	Boot Kit	R			gs			L:116/Ø1=35/Ø2=100/with cap	
AT				Ch.-No. 1H-S-000001 - 1H-S-700000	23514	Boot Kit	L			gs			L:111/Ø1=22/Ø2=100/with cap	
AT				Ch.-No. 1H-S-000001 - 1H-S-700000	26101	Boot Kit	R			gs			L:116/Ø1=35/Ø2=100/with cap	

GOLF III CONVERTIBLE (1E7)											
1.6 (74 kW)	10.94 - 05.98	AT			24367	Boot Kit			gs		L:88/Ø1=21/Ø2=82
1.8 (55 kW)	07.93 - 05.98	MT			23544	Driveshaft	L			1	L:552.5/A:22
		MT			22622	Driveshaft	R			1	L:789.5/A:22/Ø Joint diff.: 100
		MT			22494	Joint Kit		ws		27	A:22/F:30/O:53
		MT			22497	Joint Kit	L		gs	29	G:33/Ø Joint:100
		MT			22498	Joint Kit	R		gs	29	G:33/Ø Joint:100
		MT			26037	Boot Kit		ws			L:83/Ø1=22/Ø2=84
		MT			23514	Boot Kit	L		gs		L:111/Ø1=22/Ø2=100/with cap
		MT			26101	Boot Kit	R		gs		L:116/Ø1=35/Ø2=100/with cap
1.8 (66 kW)	07.93 - 05.98	MT/AT			23544	Driveshaft	L			1	L:552.5/A:22
		MT/AT			22622	Driveshaft	R			1	L:789.5/A:22/Ø Joint diff.: 100
		MT/AT			22494	Joint Kit		ws		27	A:22/F:30/O:53
		MT/AT			22497	Joint Kit	L		gs	29	G:33/Ø Joint:100
		MT/AT			22498	Joint Kit	R		gs	29	G:33/Ø Joint:100
		MT/AT	TPE boot		21589	Boot Kit		ws			L:125/Ø1=25/Ø2=86
		MT/AT			23514	Boot Kit	L		gs		L:111/Ø1=22/Ø2=100/with cap
		MT/AT			26101	Boot Kit	R		gs		L:116/Ø1=35/Ø2=100/with cap
		AT			24367	Boot Kit			gs		L:88/Ø1=21/Ø2=82
1.9 TDI (66/81 kW)	08.95 - 05.98	MT			23544	Driveshaft	L			1	L:552.5/A:22
		MT			23547	Driveshaft	R			1	L:784.5/A:22
		AT			22933	Joint w. Shaft	L		gs	24	L:450/Ø Joint:100/Ø bore:8.2
		AT			22932	Joint w. Shaft	R		gs	24	L:679
		MT			22600	Joint Kit		ws		27	A:22/F:30/X
		MT			22497	Joint Kit	L		gs	29	G:33/Ø Joint:100
		MT			22498	Joint Kit	R		gs	29	G:33/Ø Joint:100
		MT/AT			26037	Boot Kit		ws			L:83/Ø1=22/Ø2=84
		MT			23514	Boot Kit	L		gs		L:111/Ø1=22/Ø2=100/with cap
		MT			26101	Boot Kit	R		gs		L:116/Ø1=35/Ø2=100/with cap
2.0 (85 kW)	07.93 - 05.98	MT/AT			23544	Driveshaft	L			1	L:552.5/A:22
		MT/AT			22622	Driveshaft	R			1	L:789.5/A:22/Ø Joint diff.: 100
		MT/AT			22494	Joint Kit		ws		27	A:22/F:30/O:53
		MT/AT			22497	Joint Kit	L		gs	29	G:33/Ø Joint:100
		MT/AT			22498	Joint Kit	R		gs	29	G:33/Ø Joint:100
		MT/AT			26037	Boot Kit		ws			L:83/Ø1=22/Ø2=84
		MT/AT			23514	Boot Kit	L		gs		L:111/Ø1=22/Ø2=100/with cap
		MT/AT			26101	Boot Kit	R		gs		L:116/Ø1=35/Ø2=100/with cap
		AT			24367	Boot Kit			gs		L:88/Ø1=21/Ø2=82
GOLF III VARIANT (1H5)											
1.4 (40 kW)	07.93 - 04.99	MT			22625	Driveshaft	L			1	L:583.5/A:22
		MT			22628	Driveshaft	R			1	L:782/A:22
		MT			22461	Joint Kit		ws		27	A:22/F:30
		MT	TPE boot		22669	Joint Kit		ws		27	A:22/F:30
		MT			22455	Joint Kit			gs	29	G:33/Ø Joint:92
		MT			26005	Boot Kit		ws			L:84/Ø1=20/Ø2=76
		MT	TPE boot		26252	Boot Kit		ws			L:109/Ø1=26/Ø2=75
		MT			26054	Boot Kit			gs		L:100/Ø1=21/Ø2=89/with cap
1.4 (44 kW)	07.93 - 04.99	MT		Ch.-No. - 1H-S-700000	22625	Driveshaft	L			1	L:583.5/A:22
		MT		Ch.-No. 1H-T-000001 -	22462	Driveshaft	L			1	L:559.5/A:22
		MT		Ch.-No. - 1H-S-700000	22628	Driveshaft	R			1	L:782/A:22

		Transm.	with ABS Ring		Part-No.	Description	L	F	Wheel Side	Gear Box Side	Pic. No.	Technical Specification  Further details on page I
		MT Manual AT Autom.					Left R Right	Front R Rear				

( VOLKSWAGEN )

( VOLKSWAGEN )

GOLF III VARIANT (1H5)													
1.4 (44 kW)	07.93 - 04.99	MT			22461	Joint Kit				ws		27	A:22/F:30
		MT		TPE boot	22669	Joint Kit				ws		27	A:22/F:30
		MT		Ch.-No. - 1H-S-700000	22455	Joint Kit					gs	29	G:33/Ø Joint:92
		MT		Ch.-No. 1H-T-000001 -	20258	Joint Kit					gs	29	G:33/Ø Joint:94.1
		MT		TPE boot	26005	Boot Kit				ws			L:84/Ø1=20/Ø2=76
		MT		TPE boot	26252	Boot Kit				ws			L:109/Ø1=26/Ø2=75
		MT		Ch.-No. - 1H-S-700000	26054	Boot Kit					gs		L:100/Ø1=21/Ø2=89/with cap
MT		Ch.-No. 1H-T-000001 -	26062	Boot Kit					gs		L:100/Ø1=21/Ø2=94/with cap		
1.6 (55 kW)	09.92 - 09.94	MT		Ch.-No. 1H-P-114031 - 1H-S-180000	22625	Driveshaft	L					1	L:583.5/A:22
		MT		Ch.-No. 1H-P-114031 - 1H-S-180000	22628	Driveshaft	R					1	L:782/A:22
		MT		Ch.-No. 1H-P-114031 - 1H-S-180000	22461	Joint Kit				ws		27	A:22/F:30
		MT		Ch.-No. 1H-P-114031 - 1H-S-180000, TPE boot	22669	Joint Kit				ws		27	A:22/F:30
		MT		Ch.-No. 1H-P-114031 - 1H-S-180000	22455	Joint Kit					gs	29	G:33/Ø Joint:92
		MT		Ch.-No. 1H-P-114031 - 1H-S-180000	26005	Boot Kit				ws			L:84/Ø1=20/Ø2=76
		MT		Ch.-No. 1H-P-114031 - 1H-S-180000, TPE boot	26252	Boot Kit				ws			L:109/Ø1=26/Ø2=75
MT		Ch.-No. 1H-P-114031 - 1H-S-180000	26054	Boot Kit					gs		L:100/Ø1=21/Ø2=89/with cap		
1.6 (74 kW)	07.94 - 04.99	MT			22462	Driveshaft	L					1	L:559.5/A:22
		AT			22931	Driveshaft	L					3	L:557.5/A:22
		MT			22630	Driveshaft	R					1	L:794/A:22/Ø Joint diff.:90
		MT			22622	Driveshaft	R					1	L:789.5/A:22/Ø Joint diff.: 100
		AT			22930	Driveshaft	R					3	L:790.5/A:22
		AT			22933	Joint w. Shaft	L				gs	24	L:450/Ø Joint:100/Ø bore:8.2
		AT			22932	Joint w. Shaft	R				gs	24	L:679
		MT			22461	Joint Kit				ws		27	A:22/F:30
		MT		TPE boot	22669	Joint Kit				ws		27	A:22/F:30
		AT			22494	Joint Kit				ws		27	A:22/F:30/0:53
		MT			20258	Joint Kit					gs	29	G:33/Ø Joint:94.1
		MT			22497	Joint Kit	L				gs	29	G:33/Ø Joint:100
		MT			22498	Joint Kit	R				gs	29	G:33/Ø Joint:100
		MT			26005	Boot Kit				ws			L:84/Ø1=20/Ø2=76
		MT		TPE boot	26252	Boot Kit				ws			L:109/Ø1=26/Ø2=75
		AT			26037	Boot Kit				ws			L:83/Ø1=22/Ø2=84
		MT			26062	Boot Kit					gs		L:100/Ø1=21/Ø2=94/with cap
MT			23514	Boot Kit	L				gs		L:111/Ø1=22/Ø2=100/with cap		
MT			26101	Boot Kit	R				gs		L:116/Ø1=35/Ø2=100/with cap		
AT			24367	Boot Kit					gs		L:88/Ø1=21/Ø2=82		
1.8 (55 kW)	07.93 - 04.99	MT			23544	Driveshaft	L					1	L:552.5/A:22
		AT			22931	Driveshaft	L					3	L:557.5/A:22
		MT			22622	Driveshaft	R					1	L:789.5/A:22/Ø Joint diff.: 100
		AT			22930	Driveshaft	R					3	L:790.5/A:22
		AT			22933	Joint w. Shaft	L				gs	24	L:450/Ø Joint:100/Ø bore:8.2

		AT			22932	Joint w. Shaft	R			gs	24	L:679
		MT/AT			22494	Joint Kit			ws		27	A:22/F:30/O:53
		MT			22497	Joint Kit	L			gs	29	G:33/Ø Joint:100
		MT			22498	Joint Kit	R			gs	29	G:33/Ø Joint:100
		MT/AT			26037	Boot Kit			ws			L:83/Ø1=22/Ø2=84
		MT			23514	Boot Kit	L			gs		L:111/Ø1=22/Ø2=100/with cap
		MT			26101	Boot Kit	R			gs		L:116/Ø1=35/Ø2=100/with cap
		AT			24367	Boot Kit				gs		L:88/Ø1=21/Ø2=82
1.8 (66 kW)	07.93 - 04.99	MT			23544	Driveshaft	L				1	L:552.5/A:22
		AT		Ch.-No. - 1H-R-990000	23544	Driveshaft	L				1	L:552.5/A:22
		AT		Ch.-No. 1H-S-000001 -	22931	Driveshaft	L				3	L:557.5/A:22
		MT/AT		Ch.-No. - 1H-R-990000	22622	Driveshaft	R				1	L:789.5/A:22/Ø Joint diff.: 100
		MT		Ch.-No. 1H-S-000001 -	22622	Driveshaft	R				1	L:789.5/A:22/Ø Joint diff.: 100
		AT		Ch.-No. 1H-S-000001 -	22930	Driveshaft	R				3	L:790.5/A:22
		AT		Ch.-No. 1H-S-000001 -	22933	Joint w. Shaft	L			gs	24	L:450/Ø Joint:100/Ø bore:8.2
		AT		Ch.-No. 1H-S-000001 -	22932	Joint w. Shaft	R			gs	24	L:679
		MT/AT			22494	Joint Kit			ws		27	A:22/F:30/O:53
		MT			22497	Joint Kit	L			gs	29	G:33/Ø Joint:100
		MT			22498	Joint Kit	R			gs	29	G:33/Ø Joint:100
		AT		Ch.-No. - 1H-R-990000	22497	Joint Kit	L			gs	29	G:33/Ø Joint:100
		AT		Ch.-No. - 1H-R-990000	22498	Joint Kit	R			gs	29	G:33/Ø Joint:100
		MT/AT			26037	Boot Kit			ws			L:83/Ø1=22/Ø2=84
		MT			23514	Boot Kit	L			gs		L:111/Ø1=22/Ø2=100/with cap
		MT			26101	Boot Kit	R			gs		L:116/Ø1=35/Ø2=100/with cap
		AT		Ch.-No. - 1H-R-990000	23514	Boot Kit	L			gs		L:111/Ø1=22/Ø2=100/with cap
		AT		Ch.-No. - 1H-R-990000	26101	Boot Kit	R			gs		L:116/Ø1=35/Ø2=100/with cap
		AT			24367	Boot Kit				gs		L:88/Ø1=21/Ø2=82
1.8 Syncro (66 kW)	10.94 - 04.99	MT			23544	Driveshaft	L	F			1	L:552.5/A:22
		MT			22622	Driveshaft	R	F			1	L:789.5/A:22/Ø Joint diff.: 100
		MT			22494	Joint Kit		F	ws		27	A:22/F:30/O:53
		MT			22497	Joint Kit	L	F		gs	29	G:33/Ø Joint:100
		MT			22498	Joint Kit	R	F		gs	29	G:33/Ø Joint:100
		MT			26037	Boot Kit		F	ws			L:83/Ø1=22/Ø2=84
		MT			23514	Boot Kit	L	F		gs		L:111/Ø1=22/Ø2=100/with cap
		MT			26101	Boot Kit	R	F		gs		L:116/Ø1=35/Ø2=100/with cap
1.9 D (48 kW)	07.93 - 04.99	MT			22462	Driveshaft	L				1	L:559.5/A:22
		MT			22630	Driveshaft	R				1	L:794/A:22/Ø Joint diff.:90
		MT			22461	Joint Kit			ws		27	A:22/F:30
		MT	TPE boot		22669	Joint Kit			ws		27	A:22/F:30
		MT			20258	Joint Kit				gs	29	G:33/Ø Joint:94.1
		MT			26005	Boot Kit			ws			L:84/Ø1=20/Ø2=76
		MT	TPE boot		26252	Boot Kit			ws			L:109/Ø1=26/Ø2=75
		MT			26062	Boot Kit				gs		L:100/Ø1=21/Ø2=94/with cap
1.9 SDI (47 kW)	04.97 - 04.99	MT			22462	Driveshaft	L				1	L:559.5/A:22
		MT			22630	Driveshaft	R				1	L:794/A:22/Ø Joint diff.:90
		MT			22461	Joint Kit			ws		27	A:22/F:30
		MT	TPE boot		22669	Joint Kit			ws		27	A:22/F:30
		MT			20258	Joint Kit				gs	29	G:33/Ø Joint:94.1
		MT			26005	Boot Kit			ws			L:84/Ø1=20/Ø2=76
		MT	TPE boot		26252	Boot Kit			ws			L:109/Ø1=26/Ø2=75
		MT			26062	Boot Kit				gs		L:100/Ø1=21/Ø2=94/with cap

		Transm.	with ABS Ring		Part-No.	Description	L	F	Wheel Side	Gear Box Side	Pic. No.	Technical Specification  Further details on page I
		MT Manual AT Autom.					Left R Right	Front R Rear				

( VOLKSWAGEN )

( VOLKSWAGEN )

GOLF III VARIANT (1H5)												
1.9 TD (55 kW)	07.93 - 04.99	MT			23544	Driveshaft	L				1	L:552.5/A:22
		AT		Ch.-No. - 1H-R-990000	23544	Driveshaft	L				1	L:552.5/A:22
		AT		Ch.-No. 1H-S-000001 -	22931	Driveshaft	L				3	L:557.5/A:22
		MT			22622	Driveshaft	R				1	L:789.5/A:22/Ø Joint diff.: 100
		AT		Ch.-No. - 1H-R-990000	22622	Driveshaft	R				1	L:789.5/A:22/Ø Joint diff.: 100
		AT		Ch.-No. 1H-S-000001 -	22930	Driveshaft	R				3	L:790.5/A:22
		AT		Ch.-No. 1H-S-000001 -	22933	Joint w. Shaft	L			gs	24	L:450/Ø Joint:100/Ø bore:8.2
		AT		Ch.-No. 1H-S-000001 -	22932	Joint w. Shaft	R			gs	24	L:679
		MT/AT			22494	Joint Kit				ws	27	A:22/F:30/O:53
		MT			22497	Joint Kit	L			gs	29	G:33/Ø Joint:100
		MT			22498	Joint Kit	R			gs	29	G:33/Ø Joint:100
		AT		Ch.-No. - 1H-R-990000	22497	Joint Kit	L			gs	29	G:33/Ø Joint:100
		AT		Ch.-No. - 1H-R-990000	22498	Joint Kit	R			gs	29	G:33/Ø Joint:100
		MT/AT			26037	Boot Kit				ws		L:83/Ø1=22/Ø2=84
		MT			23514	Boot Kit	L			gs		L:111/Ø1=22/Ø2=100/with cap
		MT			26101	Boot Kit	R			gs		L:116/Ø1=35/Ø2=100/with cap
AT		Ch.-No. - 1H-R-990000	23514	Boot Kit	L			gs		L:111/Ø1=22/Ø2=100/with cap		
AT		Ch.-No. - 1H-R-990000	26101	Boot Kit	R			gs		L:116/Ø1=35/Ø2=100/with cap		
AT			24367	Boot Kit				gs		L:88/Ø1=21/Ø2=82		
1.9 TDI (66/81 kW)	03.94 - 04.99	MT			23544	Driveshaft	L				1	L:552.5/A:22
		MT			23547	Driveshaft	R				1	L:784.5/A:22
		AT			22933	Joint w. Shaft	L			gs	24	L:450/Ø Joint:100/Ø bore:8.2
		AT			22932	Joint w. Shaft	R			gs	24	L:679
		MT			22600	Joint Kit				ws	27	A:22/F:30/X
		MT			22497	Joint Kit	L			gs	29	G:33/Ø Joint:100
		MT			22498	Joint Kit	R			gs	29	G:33/Ø Joint:100
		MT/AT			26037	Boot Kit				ws		L:83/Ø1=22/Ø2=84
		MT			23514	Boot Kit	L			gs		L:111/Ø1=22/Ø2=100/with cap
		MT			26101	Boot Kit	R			gs		L:116/Ø1=35/Ø2=100/with cap
AT			24367	Boot Kit				gs		L:88/Ø1=21/Ø2=82		
1.9 TDI Syncro (66 kW)	07.95 - 04.99	MT			23206	Boot Kit	L	F		gs		L:90/Ø1=21/Ø2=99
		MT			23208	Boot Kit	R	F		gs		L:93/Ø1=35/Ø2=99
2.0 (85 kW)	07.93 - 04.99	MT		Ch.-No. - 1H-R-990000	22673	Driveshaft	L				1	L:550
		MT		Ch.-No. 1H-S-000001 -	23544	Driveshaft	L				1	L:552.5/A:22
		AT		Ch.-No. - 1H-R-990000	23544	Driveshaft	L				1	L:552.5/A:22
		AT		Ch.-No. 1H-S-000001 -	22931	Driveshaft	L				3	L:557.5/A:22
		MT		Ch.-No. - 1H-R-990000	22672	Driveshaft	R				1	L:783
		MT		Ch.-No. 1H-T-000001 -	22622	Driveshaft	R				1	L:789.5/A:22/Ø Joint diff.: 100
		AT		Ch.-No. - 1H-R-990000	22622	Driveshaft	R				1	L:789.5/A:22/Ø Joint diff.: 100
		AT		Ch.-No. 1H-S-000001 -	22930	Driveshaft	R				3	L:790.5/A:22
		AT		Ch.-No. 1H-S-000001 -	22933	Joint w. Shaft	L			gs	24	L:450/Ø Joint:100/Ø bore:8.2

		AT		Ch.-No. 1H-S-000001 -	22932	Joint w. Shaft	R		gs	24	L:679
		MT		Ch.-No. - 1H-R-990000	20340	Joint Kit		ws		27	A:36/F:30/DF:23.45/O:53/X
		MT		Ch.-No. 1H-S-000001 -	22494	Joint Kit		ws		27	A:22/F:30/O:53
		AT			22494	Joint Kit		ws		27	A:22/F:30/O:53
		MT			22497	Joint Kit	L		gs	29	G:33/Ø Joint:100
		MT			22498	Joint Kit	R		gs	29	G:33/Ø Joint:100
		AT		Ch.-No. - 1H-R-990000	22497	Joint Kit	L		gs	29	G:33/Ø Joint:100
		AT		Ch.-No. - 1H-R-990000	22498	Joint Kit	R		gs	29	G:33/Ø Joint:100
		MT		Ch.-No. - 1H-R-990000	26214	Boot Kit		ws			L:80/Ø1=22/Ø2=83
		MT		Ch.-No. 1H-S-000001 -	26037	Boot Kit		ws			L:83/Ø1=22/Ø2=84
		AT			26037	Boot Kit		ws			L:83/Ø1=22/Ø2=84
		MT			23514	Boot Kit	L		gs		L:111/Ø1=22/Ø2=100/with cap
		MT			26101	Boot Kit	R		gs		L:116/Ø1=35/Ø2=100/with cap
		AT		Ch.-No. - 1H-R-990000	23514	Boot Kit	L		gs		L:111/Ø1=22/Ø2=100/with cap
		AT		Ch.-No. - 1H-R-990000	26101	Boot Kit	R		gs		L:116/Ø1=35/Ø2=100/with cap
		AT			24367	Boot Kit			gs		L:88/Ø1=21/Ø2=82
<b>GOLF IV (1J1)</b>											
1.4 16V (55 kW)	08.97 - 06.05	MT			21012	Driveshaft	L			1	L:555/A:36/O:53
		MT			21013	Driveshaft	R			1	L:820.5/A:36/O:53
		AT			22933	Joint w. Shaft	L		gs	24	L:450/Ø Joint:100/Ø bore:8.2
		MT			20338	Joint Kit		ws		27	A:36/F:30/DF:23.45/O:53/X
		MT		TPE boot	20339	Joint Kit		ws		27	A:36/F:30/DF:23.45/O:53/X
		AT			20340	Joint Kit		ws		27	A:36/F:30/DF:23.45/O:53/X
		MT			20258	Joint Kit			gs	29	G:33/Ø Joint:94.1
		MT			20336	Boot Kit		ws			L:84/Ø1=20/Ø2=76
		MT		TPE boot	20337	Boot Kit		ws			L:109/Ø1=26/Ø2=75
		AT			26214	Boot Kit		ws			L:80/Ø1=22/Ø2=83
		MT			26062	Boot Kit			gs		L:100/Ø1=21/Ø2=94/with cap
		MT		TPE boot	24662	Boot Kit			gs		L:108/Ø1=27/Ø2=94/with cap
		AT		Ch.-No. -1J-XB094651	24367	Boot Kit			gs		L:88/Ø1=21/Ø2=82
		AT		TPE boot, Ch.-No. 1J-XB094652 -, 04.01 -	23275	Boot Kit			gs		L:104/Ø1=27/Ø2=71
		AT		05.01 - 06.02	23175	Boot Kit			gs		L:113/Ø1=21/Ø2=68
		AT		TPE boot, 07.02 -	23275	Boot Kit			gs		L:104/Ø1=27/Ø2=71
1.6 (74 kW)	08.97 - 02.00	MT			21014	Driveshaft	L			1	L:554/A:36/O:53
		MT			21015	Driveshaft	R			1	L:820.5/A:36/O:53
		AT			22933	Joint w. Shaft	L		gs	24	L:450/Ø Joint:100/Ø bore:8.2
		MT			20338	Joint Kit		ws		27	A:36/F:30/DF:23.45/O:53/X
		MT		TPE boot	20339	Joint Kit		ws		27	A:36/F:30/DF:23.45/O:53/X
		AT			20340	Joint Kit		ws		27	A:36/F:30/DF:23.45/O:53/X
		MT			20258	Joint Kit			gs	29	G:33/Ø Joint:94.1
		MT			20336	Boot Kit		ws			L:84/Ø1=20/Ø2=76
		MT		TPE boot	20337	Boot Kit		ws			L:109/Ø1=26/Ø2=75
		AT			26214	Boot Kit		ws			L:80/Ø1=22/Ø2=83
		MT			26062	Boot Kit			gs		L:100/Ø1=21/Ø2=94/with cap
		MT		TPE boot	24662	Boot Kit			gs		L:108/Ø1=27/Ø2=94/with cap
		AT		Ch.-No. -1J-XB094651	24367	Boot Kit			gs		L:88/Ø1=21/Ø2=82
1.6 (75 kW)	08.00 - 06.05	MT/AT			20340	Joint Kit		ws		27	A:36/F:30/DF:23.45/O:53/X
		MT			24749	Joint Kit			gs	29	G:33/Z/Ø Joint:94
		MT/AT			26214	Boot Kit		ws			L:80/Ø1=22/Ø2=83
		MT		TPE boot	24662	Boot Kit			gs		L:108/Ø1=27/Ø2=94/with cap
1.6 16V (77 kW)	02.00 - 06.05	MT			23771	Driveshaft	L				

		Transm.	with ABS Ring		Part-No.	Description	L	F	Wheel Side	Gear Box Side	Pic. No.	Technical Specification  Further details on page I
		MT Manual AT Autom.					Left R Right	Front R Rear				

( VOLKSWAGEN )

( VOLKSWAGEN )

GOLF IV (1J1)													
1.6 16V (77 kW)	02.00 - 06.05	MT			23772	Driveshaft	R					L:811/A:36	
		MT/AT			20340	Joint Kit			ws		27	A:36/F:30/DF:23.45/O:53/X	
		MT/AT			26214	Boot Kit			ws			L:80/Ø1=22/Ø2=83	
		MT/AT		05.01 -	24660	Boot Kit					gs	L:100/Ø1=21/Ø2=63	
1.6 FSI (81 kW)	01.02 - 06.05	MT			20340	Joint Kit			ws		27	A:36/F:30/DF:23.45/O:53/X	
		MT			26214	Boot Kit			ws			L:80/Ø1=22/Ø2=83	
		MT			24660	Boot Kit					gs	L:100/Ø1=21/Ø2=63	
1.8 (92 kW)	08.97 - 06.05	MT			21016	Driveshaft	L				1	L:553/A:36/O:53	
		MT			21017	Driveshaft	R				1	L:820/A:36/O:53	
		AT			22933	Joint w. Shaft	L				gs	L:450/Ø Joint:100/Ø bore:8.2	
		MT/AT			20340	Joint Kit			ws		24	A:36/F:30/DF:23.45/O:53/X	
		MT			20258	Joint Kit					gs	29	G:33/Ø Joint:94.1
		MT/AT			26214	Boot Kit			ws				L:80/Ø1=22/Ø2=83
		MT			26062	Boot Kit					gs		L:100/Ø1=21/Ø2=94/with cap
		MT		TPE boot	23268	Boot Kit	L				gs		L:110/Ø1=27/Ø2=100/with cap
		MT			26101	Boot Kit	R				gs		L:116/Ø1=35/Ø2=100/with cap
		AT		Ch.-No. -1J-XB094651	24367	Boot Kit				gs		L:88/Ø1=21/Ø2=82	
		AT		TPE boot, Ch.-No. 1J-XB094652 -, 10.98 -	23275	Boot Kit				gs		L:104/Ø1=27/Ø2=71	
1.8 4motion (92 kW)	05.98 - 06.05	MT			20340	Joint Kit		F	ws		27	A:36/F:30/DF:23.45/O:53/X	
		MT			26214	Boot Kit		F	ws			L:80/Ø1=22/Ø2=83	
		MT		TPE boot	23268	Boot Kit	L	F			gs	L:110/Ø1=27/Ø2=100/with cap	
		MT		TPE boot	23268	Boot Kit		R			gs	L:110/Ø1=27/Ø2=100/with cap	
1.8 T (110 kW)	08.97 - 06.05	MT		Ch.-No. - 1J-XP072392,1J-XP053249,1J-XW166084	21018	Driveshaft	L					L:556.5/A:36/O:53/Ø Joint:100/Ø bore:8.2	
		MT		Ch.-No. - 1J-XP072392,1J-XP053249,1J-XW166084	21019	Driveshaft	R					L:820.5/A:36/O:53/Ø Joint:100/Ø bore:8.2	
		MT/AT			20340	Joint Kit			ws		27	A:36/F:30/DF:23.45/O:53/X	
		MT/AT			26214	Boot Kit			ws			L:80/Ø1=22/Ø2=83	
		MT		engine AGU/AUM, 05.01 - 06.02	23175	Boot Kit					gs	L:113/Ø1=21/Ø2=68	
		MT		engine AGU/AUM, TPE boot, 07.02 -	23275	Boot Kit					gs	L:104/Ø1=27/Ø2=71	
		AT5		engine AUM, 04.03 -	24466	Boot Kit					gs	L:88/Ø1=24.4/Ø2=71.5	
		AT		Ch.-No. -1J-XB094651	24367	Boot Kit					gs	L:88/Ø1=21/Ø2=82	
		AT		engine AGU/ARZ, TPE boot, Ch.-No. 1J-XB094652 -	23275	Boot Kit					gs	L:104/Ø1=27/Ø2=71	
		AT		engine AGU, 05.01 - 06.02	23175	Boot Kit					gs	L:113/Ø1=21/Ø2=68	
AT		engine AGU, TPE boot, 07.02 -	23275	Boot Kit					gs	L:104/Ø1=27/Ø2=71			
1.8 T GTI (132 kW)	08.01 - 06.05	MT			23773	Driveshaft	L					L:484/A:36	
		MT			23774	Driveshaft	R					L:769/A:36	
		MT		TPE boot, Ch.-No. 1J-3B137701 -	24665	Boot Kit					gs	L:102/Ø1=28/Ø2=67	
1.9 SDI (50 kW)	08.97 - 06.05	MT			21012	Driveshaft	L				1	L:555/A:36/O:53	
		MT			21013	Driveshaft	R				1	L:820.5/A:36/O:53	
		MT			20338	Joint Kit			ws		27	A:36/F:30/DF:23.45/O:53/X	
		MT		TPE boot	20339	Joint Kit			ws		27	A:36/F:30/DF:23.45/O:53/X	
		AT			20340	Joint Kit			ws		27	A:36/F:30/DF:23.45/O:53/X	



		MT		<b>20258</b>	Joint Kit				gs	29	G:33/Ø Joint:94.1
		MT		<b>20336</b>	Boot Kit			ws			L:84/Ø1=20/Ø2=76
		MT	TPE boot	<b>20337</b>	Boot Kit			ws			L:109/Ø1=26/Ø2=75
		AT		<b>26214</b>	Boot Kit			ws			L:80/Ø1=22/Ø2=83
		MT		<b>26062</b>	Boot Kit				gs		L:100/Ø1=21/Ø2=94/with cap
		MT	TPE boot	<b>24662</b>	Boot Kit				gs		L:108/Ø1=27/Ø2=94/with cap
1.9 TDI (66/81 kW)	08.97 - 06.01	MT		<b>21020</b>	Driveshaft	L				1	L:553/A:36/O:53
		MT		<b>21021</b>	Driveshaft	R				1	L:820/A:36/O:53
		MT/AT		<b>20340</b>	Joint Kit			ws		27	A:36/F:30/DF:23.45/O:53/X
		MT		<b>22498</b>	Joint Kit	R			gs	29	G:33/Ø Joint:100
		MT/AT		<b>26214</b>	Boot Kit			ws			L:80/Ø1=22/Ø2=83
		MT		<b>24658</b>	Boot Kit	L			gs		L:114/Ø1=18/Ø2=100/with cap
		MT		<b>26101</b>	Boot Kit	R			gs		L:116/Ø1=35/Ø2=100/with cap
		MT	TPE boot	<b>24662</b>	Boot Kit				gs		L:108/Ø1=27/Ø2=94/with cap
		AT	Ch.-No. - 1J-XB094651	<b>24367</b>	Boot Kit				gs		L:88/Ø1=21/Ø2=82
		AT	TPE boot, Ch.-No. 1J-XB094652 -, 10.98 -	<b>23275</b>	Boot Kit				gs		L:104/Ø1=27/Ø2=71
1.9 TDI 4motion (66 kW)	04.98 - 06.01	MT		<b>20340</b>	Joint Kit		F	ws		27	A:36/F:30/DF:23.45/O:53/X
		MT		<b>26214</b>	Boot Kit		F	ws			L:80/Ø1=22/Ø2=83
		MT	TPE boot	<b>23268</b>	Boot Kit		F/R		gs		L:110/Ø1=27/Ø2=100/with cap
1.9 TDI (74 kW)	09.00 - 06.05	MT		<b>21020</b>	Driveshaft	L				1	L:553/A:36/O:53
		MT		<b>21021</b>	Driveshaft	R				1	L:820/A:36/O:53
		MT		<b>20340</b>	Joint Kit			ws		27	A:36/F:30/DF:23.45/O:53/X
		AT	engine ATD, TPE boot	<b>21522</b>	Joint Kit			ws		27	A:36/F:27/O:53/X
		MT	TPE boot	<b>23690</b>	Boot Kit			ws			L:120/Ø1=25/Ø2=86
		MT		<b>26214</b>	Boot Kit			ws			L:80/Ø1=22/Ø2=83
		AT	engine ATD, TPE boot	<b>21524</b>	Boot Kit			ws			L:117/Ø1=29.5/Ø2=98
		MT	Ch.-No. - 1J-2070000	<b>24658</b>	Boot Kit	L			gs		L:114/Ø1=18/Ø2=100/with cap
		MT	TPE boot, Ch.-No. - 1J-2070000, (-) headlight aiming	<b>23268</b>	Boot Kit	L			gs		L:110/Ø1=27/Ø2=100/with cap
		MT	TPE boot, Ch.-No. 1J-2070001 -	<b>23268</b>	Boot Kit	L			gs		L:110/Ø1=27/Ø2=100/with cap
		MT		<b>26101</b>	Boot Kit	R			gs		L:116/Ø1=35/Ø2=100/with cap
		AT	02.03 -	<b>24466</b>	Boot Kit				gs		L:88/Ø1=24.4/Ø2=71.5
		AT		<b>22286</b>	Boot Kit				gs		L:116/Ø1=24/Ø2=70
1.9 TDI 4motion (74 kW)	09.00 - 06.05	MT	Ch.-No. - 1J-3B137 700	<b>23769</b>	Driveshaft	L	F			1	L:517/A:36
		MT	Ch.-No. - 1J-3B137 700	<b>23770</b>	Driveshaft	R	F			1	L:820/A:36/O:53
		MT	TPE boot	<b>21522</b>	Joint Kit		F	ws		27	A:36/F:27/O:53/X
		MT	TPE boot	<b>21524</b>	Boot Kit		F	ws			L:117/Ø1=29.5/Ø2=98
		MT	TPE boot, 02.03 -	<b>24665</b>	Boot Kit		F		gs		L:102/Ø1=28/Ø2=67
1.9 TDI (85 kW)	12.98 - 06.01	MT		<b>23769</b>	Driveshaft	L				1	L:517/A:36
		AT	engine AU Y	<b>23608</b>	Driveshaft	L				3	L:545.1/A:36
		MT		<b>22267</b>	Driveshaft	R				1	L:805/A:36
		AT	engine AU Y	<b>23612</b>	Driveshaft	R				3	L:838.6/A:36
		MT	TPE boot	<b>21522</b>	Joint Kit			ws		27	A:36/F:27/O:53/X
		AT	engine AU Y	<b>21522</b>	Joint Kit			ws		27	A:36/F:27/O:53/X
		MT	TPE boot	<b>21524</b>	Boot Kit			ws			L:117/Ø1=29.5/Ø2=98
		AT	engine AU Y, TPE boot	<b>21524</b>	Boot Kit			ws			L:117/Ø1=29.5/Ø2=98
		MT		<b>23176</b>	Boot Kit				gs		L:98/Ø1=24/Ø2=57
		AT		<b>22286</b>	Boot Kit				gs		L:116/Ø1=24/Ø2=70
1.9 TDI 4motion (85 kW)	09.99 - 06.01	MT	TPE boot	<b>21522</b>	Joint Kit		F	ws		27	A:36/F:27/O:53/X
		MT	TPE boot	<b>21524</b>	Boot Kit		F	ws			L:117/Ø1=29.5/Ø2=98
		MT		<b>23176</b>	Boot Kit		F		gs		L:98/Ø1=24/Ø2=57
		MT	TPE boot	<b>23268</b>	Boot Kit		R		gs		L:110/Ø1=27/Ø2=100/with cap

		Transm.	with ABS Ring		Part-No.	Description	L	F	Wheel Side	Gear Box Side	Pic. No.	Technical Specification  Further details on page I
		MT Manual AT Autom.					Left R Right	Front R Rear				

( VOLKSWAGEN )

( VOLKSWAGEN )

GOLF IV (1J1)												
1.9 TDI (96 kW)	11.00 - 06.05	MT			23769	Driveshaft	L				1	L:517/A:36
		MT			22267	Driveshaft	R				1	L:805/A:36
		MT		TPE boot	21522	Joint Kit			ws		27	A:36/F:27/O:53/X
		MT		TPE boot	21524	Boot Kit			ws			L:117/Ø1=29.5/Ø2=98
		MT AT		TPE boot, 02.03 - 02.03 -	24665 24466	Boot Kit Boot Kit				gs gs		L:102/Ø1=28/Ø2=67 L:88/Ø1=24.4/Ø2=71.5
1.9 TDI 4motion (96 kW)	11.00 - 06.05	MT			23769	Driveshaft	L	F			1	L:517/A:36
		MT			22267	Driveshaft	R	F			1	L:805/A:36
		MT		TPE boot	21522	Joint Kit			F	ws	27	A:36/F:27/O:53/X
		MT		TPE boot	21524	Boot Kit			F	ws		L:117/Ø1=29.5/Ø2=98
		MT		TPE boot, 02.03 -	24665	Boot Kit			F		gs	L:102/Ø1=28/Ø2=67
1.9 TDI (110 kW)	05.00 - 06.05	MT			23769	Driveshaft	L				1	L:517/A:36
		MT			23770	Driveshaft	R				1	L:820/A:36/O:53
		MT		TPE boot	21522	Joint Kit				ws	27	A:36/F:27/O:53/X
		MT		TPE boot	21524	Boot Kit				ws		L:117/Ø1=29.5/Ø2=98
		MT		TPE boot, 02.03 -	24665	Boot Kit					gs	L:102/Ø1=28/Ø2=67
1.9 TDI 4motion (110 kW)	02.00 - 06.05	MT			23769	Driveshaft	L	F			1	L:517/A:36
		MT			23770	Driveshaft	R	F			1	L:820/A:36/O:53
		MT		TPE boot	21522	Joint Kit			F	ws	27	A:36/F:27/O:53/X
		MT		TPE boot	21524	Boot Kit			F	ws		L:117/Ø1=29.5/Ø2=98
		MT		TPE boot, 02.03 -	24665	Boot Kit			F		gs	L:102/Ø1=28/Ø2=67
2.0 (85 kW)	07.98 - 06.05	MT			21016	Driveshaft	L				1	L:553/A:36/O:53
		MT			21021	Driveshaft	R				1	L:820/A:36/O:53
		MT/AT			20340	Joint Kit				ws	27	A:36/F:30/DF:23.45/O:53/X
		MT/AT			26214	Boot Kit				ws		L:80/Ø1=22/Ø2=83
		AT		Ch.-No. -1J-XB094651	24367	Boot Kit					gs	L:88/Ø1=21/Ø2=82
2.0 4motion (85 kW)	10.00 - 06.05	MT			20340	Joint Kit			F	ws	27	A:36/F:30/DF:23.45/O:53/X
		MT			26214	Boot Kit			F	ws		L:80/Ø1=22/Ø2=83
		MT		TPE boot	23268	Boot Kit	L	F			gs	L:110/Ø1=27/Ø2=100/with cap
		MT		TPE boot	26101	Boot Kit	R	F			gs	L:116/Ø1=35/Ø2=100/with cap
		MT		TPE boot	23268	Boot Kit		R			gs	L:110/Ø1=27/Ø2=100/with cap
2.3 V5 (110 kW)	08.97 - 10.00	MT		Ch.-No. - 1J-XP072392,1J-XP053249,1J-XW166084	21018	Driveshaft	L					L:556.5/A:36/O:53/Ø Joint:100/Ø bore:8.2
		MT		Ch.-No. - 1J-XP072392,1J-XP053249,1J-XW166084	21019	Driveshaft	R					L:820.5/A:36/O:53/Ø Joint:100/Ø bore:8.2
		MT/AT			20340	Joint Kit				ws	27	A:36/F:30/DF:23.45/O:53/X
		MT/AT			26214	Boot Kit				ws		L:80/Ø1=22/Ø2=83
		AT		Ch.-No. -1J-XB094651	24367	Boot Kit					gs	L:88/Ø1=21/Ø2=82
		AT		TPE boot, Ch.-No. 1J-XB094652 -, 10.98 -	23275	Boot Kit					gs	L:104/Ø1=27/Ø2=71
2.3 V5 4motion (110 kW)	12.98 - 10.00	MT		TPE boot	21522	Joint Kit			F	ws	27	A:36/F:27/O:53/X
		MT		TPE boot	21524	Boot Kit			F	ws		L:117/Ø1=29.5/Ø2=98
		MT		TPE boot	23176	Boot Kit			F		gs	L:98/Ø1=24/Ø2=57
		MT		TPE boot	23268	Boot Kit			R		gs	L:110/Ø1=27/Ø2=100/with cap

2.3 V5 (125 kW)	10.00 - 06.05	MT			<b>20340</b>	Joint Kit			ws		27	A:36/F:30/DF:23.45/O:53/X
		AT		TPE boot	<b>21522</b>	Joint Kit			ws		27	A:36/F:27/O:53/X
		MT			<b>26214</b>	Boot Kit			ws			L:80/Ø1=22/Ø2=83
		AT		TPE boot	<b>21524</b>	Boot Kit			ws			L:117/Ø1=29.5/Ø2=98
		AT		02.03 -	<b>24466</b>	Boot Kit				gs		L:88/Ø1=24.4/Ø2=71.5
2.3 V5 4motion (125 kW)	10.00 - 06.05	MT		TPE boot	<b>21522</b>	Joint Kit		F	ws		27	A:36/F:27/O:53/X
		MT		TPE boot	<b>21524</b>	Boot Kit		F	ws			L:117/Ø1=29.5/Ø2=98
		MT		TPE boot, 02.03 -	<b>24665</b>	Boot Kit		F		gs		L:102/Ø1=28/Ø2=67
2.8 V6 4motion (150 kW)	03.99 - 06.05	MT		TPE boot	<b>21522</b>	Joint Kit		F	ws		27	A:36/F:27/O:53/X
		MT		TPE boot	<b>21524</b>	Boot Kit		F	ws			L:117/Ø1=29.5/Ø2=98
		MT		- 01.03	<b>23176</b>	Boot Kit		F		gs		L:98/Ø1=24/Ø2=57
		MT		TPE boot, 02.03 -	<b>24665</b>	Boot Kit		F		gs		L:102/Ø1=28/Ø2=67
		MT		TPE boot	<b>23268</b>	Boot Kit		R		gs		L:110/Ø1=27/Ø2=100/with cap
3.2 R32 4motion (177 kW)	09.02 - 06.05	MT		TPE boot	<b>23268</b>	Boot Kit		R		gs		L:110/Ø1=27/Ø2=100/with cap
<b>GOLF IV CONVERTIBLE (1E7)</b>												
1.6 (74 kW)	06.98 - 06.02	MT/AT		TPE boot	<b>22669</b>	Joint Kit			ws		27	A:22/F:30
		MT/AT		TPE boot	<b>26252</b>	Boot Kit			ws			L:109/Ø1=26/Ø2=75
		AT		Ch.-No. 1E-X-000001 - 1E-2-015000	<b>24367</b>	Boot Kit				gs		L:88/Ø1=21/Ø2=82
1.8 (55/66 kW)	06.98 - 06.02	MT/AT			<b>22494</b>	Joint Kit			ws		27	A:22/F:30/O:53
		MT/AT			<b>26037</b>	Boot Kit			ws			L:83/Ø1=22/Ø2=84
		AT		Ch.-No. 1E-X-000001 - 1E-2-015000	<b>24367</b>	Boot Kit				gs		L:88/Ø1=21/Ø2=82
1.9 TDI (66/81 kW)	06.98 - 06.02	MT/AT			<b>22600</b>	Joint Kit			ws		27	A:22/F:30/X
		MT/AT			<b>26037</b>	Boot Kit			ws			L:83/Ø1=22/Ø2=84
2.0 (85 kW)	06.98 - 06.02	MT/AT			<b>22494</b>	Joint Kit			ws		27	A:22/F:30/O:53
		MT/AT			<b>26037</b>	Boot Kit			ws			L:83/Ø1=22/Ø2=84
		AT		Ch.-No. 1E-2-800001 - , engine AWG	<b>24367</b>	Boot Kit				gs		L:88/Ø1=21/Ø2=82
		AT		Ch.-No. 1E-X-000001 - 1E-2-015000	<b>24367</b>	Boot Kit				gs		L:88/Ø1=21/Ø2=82
<b>GOLF IV VARIANT (1J5)</b>												
1.4 16V (55 kW)	05.99 - 06.06	AT			<b>22933</b>	Joint w. Shaft	L			gs	24	L:450/Ø Joint:100/Ø bore:8.2
		MT			<b>20338</b>	Joint Kit			ws		27	A:36/F:30/DF:23.45/O:53/X
		MT		TPE boot	<b>20339</b>	Joint Kit			ws		27	A:36/F:30/DF:23.45/O:53/X
		AT			<b>20340</b>	Joint Kit			ws		27	A:36/F:30/DF:23.45/O:53/X
		MT			<b>20258</b>	Joint Kit				gs	29	G:33/Ø Joint:94.1
		MT			<b>20336</b>	Boot Kit			ws			L:84/Ø1=20/Ø2=76
		MT		TPE boot	<b>20337</b>	Boot Kit			ws			L:109/Ø1=26/Ø2=75
		AT			<b>26214</b>	Boot Kit			ws			L:80/Ø1=22/Ø2=83
		MT			<b>26062</b>	Boot Kit				gs		L:100/Ø1=21/Ø2=94/with cap
		MT		TPE boot	<b>24662</b>	Boot Kit				gs		L:108/Ø1=27/Ø2=94/with cap
		AT		Ch.-No. -1J-XB094651	<b>24367</b>	Boot Kit				gs		L:88/Ø1=21/Ø2=82
1.6 (74 kW)	05.99 - 02.00	MT			<b>21014</b>	Driveshaft	L				1	L:554/A:36/O:53
		MT			<b>21015</b>	Driveshaft	R				1	L:820.5/A:36/O:53
		AT			<b>22933</b>	Joint w. Shaft	L			gs	24	L:450/Ø Joint:100/Ø bore:8.2
		MT			<b>20338</b>	Joint Kit			ws		27	A:36/F:30/DF:23.45/O:53/X
		MT		TPE boot	<b>20339</b>	Joint Kit			ws		27	A:36/F:30/DF:23.45/O:53/X
		AT			<b>20340</b>	Joint Kit			ws		27	A:36/F:30/DF:23.45/O:53/X
		MT			<b>20258</b>	Joint Kit				gs	29	G:33/Ø Joint:94.1
		MT			<b>20336</b>	Boot Kit			ws			L:84/Ø1=20/Ø2=76
		MT		TPE boot	<b>20337</b>	Boot Kit			ws			L:109/Ø1=26/Ø2=75
		AT			<b>26214</b>	Boot Kit			ws			L:80/Ø1=22/Ø2=83
		MT			<b>26062</b>	Boot Kit				gs		L:100/Ø1=21/Ø2=94/with cap

		Transm. MT Manual AT Autom.	with ABS Ring		Part-No.	Description	L Left R Right	F Front R Rear	Wheel Side	Gear Box Side	Pic. No.	Technical Specification  Further details on page I
---	---	---	---------------------	--	----------	-------------	-------------------------	-------------------------	---------------	---------------------	-------------	--

( VOLKSWAGEN )

( VOLKSWAGEN )

GOLF IV VARIANT (1J5)												
1.6 (74 kW)	05.99 - 02.00	MT AT		TPE boot Ch.-No. -1J-XB094651	24662 24367	Boot Kit Boot Kit				gs gs		L:108/Ø1=27/Ø2=94/with cap L:88/Ø1=21/Ø2=82
1.6 (75 kW)	08.00 - 06.06	MT/AT MT/AT MT		TPE boot	20340 26214 24662	Joint Kit Boot Kit Boot Kit			ws ws		27	A:36/F:30/DF:23.45/O:53/X L:80/Ø1=22/Ø2=83 L:108/Ø1=27/Ø2=94/with cap
1.6 16V (77 kW)	02.00 - 06.06	MT MT MT/AT MT/AT MT/AT		05.01 -	23771 23772 20340 26214 24660	Driveshaft Driveshaft Joint Kit Boot Kit Boot Kit	L R					L:811/A:36 A:36/F:30/DF:23.45/O:53/X L:80/Ø1=22/Ø2=83 L:100/Ø1=21/Ø2=63
1.6 FSI (81 kW)	01.02 - 06.06	MT MT MT			20340 26214 24660	Joint Kit Boot Kit Boot Kit			ws ws		27	A:36/F:30/DF:23.45/O:53/X L:80/Ø1=22/Ø2=83 L:100/Ø1=21/Ø2=63
1.8 4motion (92 kW)	05.99 - 06.06	MT MT MT MT			20340 20258 26214 26062	Joint Kit Joint Kit Boot Kit Boot Kit		F F F F	ws gs ws gs		27 29	A:36/F:30/DF:23.45/O:53/X G:33/Ø Joint:94.1 L:80/Ø1=22/Ø2=83 L:100/Ø1=21/Ø2=94/with cap
1.8 T (110 kW)	05.00 - 06.06	MT/AT MT/AT AT		Ch.-No. -1J-XB094651	20340 26214 24367	Joint Kit Boot Kit Boot Kit			ws ws		27	A:36/F:30/DF:23.45/O:53/X L:80/Ø1=22/Ø2=83 L:88/Ø1=21/Ø2=82
1.9 SDI (50 kW)	05.99 - 06.06	MT MT AT MT MT AT MT MT		TPE boot TPE boot	20338 20339 20340 20258 20336 20337 26214 26062 24662	Joint Kit Joint Kit Joint Kit Joint Kit Boot Kit Boot Kit Boot Kit Boot Kit Boot Kit			ws ws ws gs ws ws ws		27 27 27 29	A:36/F:30/DF:23.45/O:53/X A:36/F:30/DF:23.45/O:53/X A:36/F:30/DF:23.45/O:53/X G:33/Ø Joint:94.1 L:84/Ø1=20/Ø2=76 L:109/Ø1=26/Ø2=75 L:80/Ø1=22/Ø2=83 L:100/Ø1=21/Ø2=94/with cap L:108/Ø1=27/Ø2=94/with cap
1.9 TDI (66/81 kW)	05.99 - 05.06	MT/AT MT MT/AT MT MT AT		Ch.-No. -1J-XB094651	21020 21021 20340 22498 26214 24658 26101 24367	Driveshaft Driveshaft Joint Kit Joint Kit Boot Kit Boot Kit Boot Kit Boot Kit	L R				1 1 27 29	L:553/A:36/O:53 L:820/A:36/O:53 A:36/F:30/DF:23.45/O:53/X G:33/Ø Joint:100 L:80/Ø1=22/Ø2=83 L:114/Ø1=18/Ø2=100/with cap L:116/Ø1=35/Ø2=100/with cap L:88/Ø1=21/Ø2=82
1.9 TDI 4motion (66 kW)	05.99 - 06.01	MT MT MT		TPE boot	20340 26214 23268	Joint Kit Boot Kit Boot Kit		F F F/R	ws ws		27	A:36/F:30/DF:23.45/O:53/X L:80/Ø1=22/Ø2=83 L:110/Ø1=27/Ø2=100/with cap
1.9 TDI (74 kW)	09.00 - 06.06	MT			21020	Driveshaft	L				1	L:553/A:36/O:53

		MT		<b>21021</b>	Driveshaft	R				1	L:820/A:36/O:53
		MT		<b>20340</b>	Joint Kit			ws		27	A:36/F:30/DF:23.45/O:53/X
		AT	engine ATD, TPE boot	<b>21522</b>	Joint Kit			ws		27	A:36/F:27/O:53/X
		MT		<b>26214</b>	Boot Kit			ws			L:80/Ø1=22/Ø2=83
		AT	engine ATD, TPE boot	<b>21524</b>	Boot Kit			ws			L:117/Ø1=29.5/Ø2=98
		MT	Ch.-No. - 1J-2070000	<b>24658</b>	Boot Kit	L			gs		L:114/Ø1=18/Ø2=100/with cap
1.9 TDI 4motion (74 kW)	09.00 - 06.06	MT	Ch.-No. - 1J-3B137 700	<b>23769</b>	Driveshaft	L	F			1	L:517/A:36
		MT	Ch.-No. - 1J-3B137 700	<b>23770</b>	Driveshaft	R	F			1	L:820/A:36/O:53
		MT	TPE boot	<b>21522</b>	Joint Kit		F	ws		27	A:36/F:27/O:53/X
		MT	TPE boot	<b>21524</b>	Boot Kit		F	ws			L:117/Ø1=29.5/Ø2=98
		MT	TPE boot, 02.03 -	<b>24665</b>	Boot Kit		F		gs		L:102/Ø1=28/Ø2=67
1.9 TDI (85 kW)	08.99 - 06.01	MT		<b>23769</b>	Driveshaft	L				1	L:517/A:36
		AT	engine AUU	<b>23608</b>	Driveshaft	L				3	L:545.1/A:36
		MT		<b>22267</b>	Driveshaft	R				1	L:805/A:36
		AT	engine AUU	<b>23612</b>	Driveshaft	R				3	L:838.6/A:36
		MT	TPE boot	<b>21522</b>	Joint Kit			ws		27	A:36/F:27/O:53/X
		AT	engine AUU, TPE boot	<b>21522</b>	Joint Kit			ws		27	A:36/F:27/O:53/X
		MT	TPE boot	<b>21524</b>	Boot Kit			ws			L:117/Ø1=29.5/Ø2=98
		AT	engine AUU, TPE boot	<b>21524</b>	Boot Kit			ws			L:117/Ø1=29.5/Ø2=98
		MT		<b>23176</b>	Boot Kit				gs		L:98/Ø1=24/Ø2=57
1.9 TDI 4motion (85 kW)	05.99 - 06.01	MT	TPE boot	<b>21522</b>	Joint Kit		F	ws		27	A:36/F:27/O:53/X
		MT	TPE boot	<b>21524</b>	Boot Kit		F	ws			L:117/Ø1=29.5/Ø2=98
		MT		<b>23176</b>	Boot Kit		F		gs		L:98/Ø1=24/Ø2=57
		MT	TPE boot	<b>23268</b>	Boot Kit		R		gs		L:110/Ø1=27/Ø2=100/with cap
1.9 TDI (96 kW)	11.00 - 06.06	MT/AT		<b>23769</b>	Driveshaft	L				1	L:517/A:36
		MT/AT		<b>22267</b>	Driveshaft	R				1	L:805/A:36
		MT/AT	TPE boot	<b>21522</b>	Joint Kit			ws		27	A:36/F:27/O:53/X
		MT/AT	TPE boot	<b>21524</b>	Boot Kit			ws			L:117/Ø1=29.5/Ø2=98
		MT	TPE boot, 02.03 -	<b>24665</b>	Boot Kit				gs		L:102/Ø1=28/Ø2=67
		AT	02.03 -	<b>24466</b>	Boot Kit				gs		L:88/Ø1=24.4/Ø2=71.5
1.9 TDI 4motion (96 kW)	11.00 - 06.06	MT		<b>23769</b>	Driveshaft	L	F			1	L:517/A:36
		MT		<b>22267</b>	Driveshaft	R	F			1	L:805/A:36
		MT	TPE boot	<b>21522</b>	Joint Kit		F	ws		27	A:36/F:27/O:53/X
		MT	TPE boot	<b>21524</b>	Boot Kit		F	ws			L:117/Ø1=29.5/Ø2=98
		MT	TPE boot, 02.03 -	<b>24665</b>	Boot Kit		F		gs		L:102/Ø1=28/Ø2=67
1.9 TDI GTI (110 kW)	06.01 - 06.06	MT	TPE boot, 02.03 -	<b>24665</b>	Boot Kit				gs		L:102/Ø1=28/Ø2=67
2.0 (85 kW)	05.99 - 06.06	MT/AT		<b>20340</b>	Joint Kit			ws		27	A:36/F:30/DF:23.45/O:53/X
		MT/AT		<b>26214</b>	Boot Kit			ws			L:80/Ø1=22/Ø2=83
		AT	Ch.-No. -1J-XB094651	<b>24367</b>	Boot Kit				gs		L:88/Ø1=21/Ø2=82
2.0 4motion (85 kW)	10.00 - 06.06	MT		<b>20340</b>	Joint Kit		F	ws		27	A:36/F:30/DF:23.45/O:53/X
		MT		<b>26214</b>	Boot Kit		F	ws			L:80/Ø1=22/Ø2=83
		MT	TPE boot	<b>23268</b>	Boot Kit	L	F		gs		L:110/Ø1=27/Ø2=100/with cap
		MT		<b>26101</b>	Boot Kit	R	F		gs		L:116/Ø1=35/Ø2=100/with cap
		MT	TPE boot	<b>23268</b>	Boot Kit		R		gs		L:110/Ø1=27/Ø2=100/with cap
2.0 Bi-Fuel (85 kW)	02.02 - 06.06	MT		<b>20340</b>	Joint Kit			ws		27	A:36/F:30/DF:23.45/O:53/X
		MT		<b>26214</b>	Boot Kit			ws			L:80/Ø1=22/Ø2=83
		MT	TPE boot	<b>23268</b>	Boot Kit	L			gs		L:110/Ø1=27/Ø2=100/with cap
		MT		<b>26101</b>	Boot Kit	R			gs		L:116/Ø1=35/Ø2=100/with cap
2.3 V5 (110 kW)	05.99 - 06.06	MT/AT		<b>20340</b>	Joint Kit			ws		27	A:36/F:30/DF:23.45/O:53/X
		MT/AT		<b>26214</b>	Boot Kit			ws			L:80/Ø1=22/Ø2=83
		AT	Ch.-No. -1J-XB094651	<b>24367</b>	Boot Kit				gs		L:88/Ø1=21/Ø2=82

		Transm.	with ABS Ring		Part-No.	Description	L	F	Wheel Side	Gear Box Side	Pic. No.	Technical Specification  Further details on page 1
		MT Manual AT Autom.					Left R Right	Front R Rear				

( VOLKSWAGEN )

( VOLKSWAGEN )

GOLF IV VARIANT (1J5)												
2.3 V5 4motion (110 kW)	05.99 - 06.06	MT		TPE boot	21522	Joint Kit		F	ws		27	A:36/F:27/O:53/X
		MT		TPE boot	21524	Boot Kit		F	ws			L:117/Ø1=29.5/Ø2=98
		MT			23176	Boot Kit		F		gs		L:98/Ø1=24/Ø2=57
		MT		TPE boot	23268	Boot Kit		R		gs		L:110/Ø1=27/Ø2=100/with cap
2.3 V5 (125 kW)	10.00 - 06.06	MT			20340	Joint Kit			ws		27	A:36/F:30/DF:23.45/O:53/X
		AT		TPE boot	21522	Joint Kit			ws		27	A:36/F:27/O:53/X
		MT			26214	Boot Kit			ws			L:80/Ø1=22/Ø2=83
		AT		TPE boot	21524	Boot Kit			ws			L:117/Ø1=29.5/Ø2=98
		MT		TPE boot, 02.03 -	24665	Boot Kit		F		gs		L:102/Ø1=28/Ø2=67
		AT		02.03 -	24466	Boot Kit				gs		L:88/Ø1=24.4/Ø2=71.5
2.3 V5 4motion (125 kW)	10.00 - 06.06	MT		TPE boot	21522	Joint Kit		F	ws		27	A:36/F:27/O:53/X
		MT		TPE boot	21524	Boot Kit		F	ws			L:117/Ø1=29.5/Ø2=98
2.8 V6 4motion (150 kW)	05.99 - 06.06	MT		TPE boot	21522	Joint Kit		F	ws		27	A:36/F:27/O:53/X
		MT		TPE boot	21524	Boot Kit		F	ws			L:117/Ø1=29.5/Ø2=98
		MT		TPE boot, 02.03 -	24665	Boot Kit		F		gs		L:102/Ø1=28/Ø2=67
GOLF PLUS (5M1, 521)												
1.4 16V (55 kW)	01.05 -	MT			24482	Driveshaft	L				1	L:560/A:36
		MT			23687	Joint Kit			ws		28	A:36/F:30/DF:23.45/O:59.5/X
		MT			24749	Joint Kit				gs		G:33/Z/Ø Joint:94
		MT		TPE boot	23688	Boot Kit			ws			L:108/Ø1=25.6/Ø2=77.9
		MT		TPE boot	23268	Boot Kit				gs		L:110/Ø1=27/Ø2=100/with cap
1.4 16V (59 kW)	01.05 -	MT			24482	Driveshaft	L				1	L:560/A:36
		MT			23687	Joint Kit			ws		28	A:36/F:30/DF:23.45/O:59.5/X
		MT			24749	Joint Kit				gs		G:33/Z/Ø Joint:94
		MT		TPE boot	23688	Boot Kit			ws			L:108/Ø1=25.6/Ø2=77.9
		MT		TPE boot	24662	Boot Kit				gs		L:108/Ø1=27/Ø2=94/with cap
1.4 FSI (66 kW)	07.05 - 05.06	MT			24482	Driveshaft	L				1	L:560/A:36
		MT			23687	Joint Kit			ws		28	A:36/F:30/DF:23.45/O:59.5/X
		MT			24749	Joint Kit				gs		G:33/Z/Ø Joint:94
		MT		TPE boot	23688	Boot Kit			ws			L:108/Ø1=25.6/Ø2=77.9
		MT		TPE boot	24662	Boot Kit				gs		L:108/Ø1=27/Ø2=94/with cap
1.4 TSI (90 kW)	06.07 -	MT6		TPE boot	23690	Boot Kit			ws			L:120/Ø1=25/Ø2=86
		semi-AT		TPE boot	23692	Boot Kit			ws			L:115/Ø1=29/Ø2=96
		MT		TPE boot	23268	Boot Kit				gs		L:110/Ø1=27/Ø2=100/with cap
		AT7		TPE boot	24705	Boot Kit				gs		L:102/Ø1=28/Ø2=67
1.4 TSI (103 kW)	05.06 -	MT		- 06.07	24490	Driveshaft	L				2	L:537/A:36
		AT			24503	Driveshaft	R					L:780/A:36
		MT			23689	Joint Kit			ws		28	A:36/F:30/DF:22.45/O:59.5/X
		AT			23691	Joint Kit			ws		28	A:36/F:27/DF:27.51/O:59.5/X
		MT		TPE boot	23690	Boot Kit			ws			L:120/Ø1=25/Ø2=86
		AT		TPE boot	23692	Boot Kit			ws			L:115/Ø1=29/Ø2=96

		MT	TPE boot	23268	Boot Kit			gs		L:110/Ø1=27/Ø2=100/with cap
		AT	TPE boot	24662	Boot Kit			gs		L:108/Ø1=27/Ø2=94/with cap
1.4 TSI (118 kW)	06.08 -	MT	TPE boot	23268	Boot Kit			gs		L:110/Ø1=27/Ø2=100/with cap
		AT7	TPE boot	24705	Boot Kit			gs		L:102/Ø1=28/Ø2=67
1.4 TSI (125 kW)	05.06 -	AT		24503	Driveshaft	R				L:780/A:36
		AT		23691	Joint Kit			ws	28	A:36/F:27/DF:27.51/0:59.5/X
		AT	TPE boot	23692	Boot Kit			ws		L:115/Ø1=29/Ø2=96
		MT/AT	TPE boot	24665	Boot Kit			gs		L:102/Ø1=28/Ø2=67
1.6 (75 kW)	05.05 -	AT		24484	Driveshaft	L				L:585/A:36/D:36
		MT		24480	Driveshaft	R				
		AT		24500	Driveshaft	R				L:884/A:36/D:26
		MT/AT		23689	Joint Kit			ws	28	A:36/F:30/DF:22.45/0:59.5/X
		MT/AT	TPE boot	23690	Boot Kit			ws		L:120/Ø1=25/Ø2=86
		MT	TPE boot	23268	Boot Kit			gs		L:110/Ø1=27/Ø2=100/with cap
1.6 MultiFuel (75 kW)	11.07 -	AT6	engine BSE, BSF	24484	Driveshaft	L				L:585/A:36/D:36
		AT6	engine BSE, BSF	24500	Driveshaft	R				L:884/A:36/D:26
		MT	TPE boot	23268	Boot Kit			gs		L:110/Ø1=27/Ø2=100/with cap
1.6 FSI (85 kW)	01.05 -	MT6		24488	Driveshaft	L				L:559/A:36
		MT6		24501	Driveshaft	R			2	L:785/A:36
		MT/AT		23689	Joint Kit			ws	28	A:36/F:30/DF:22.45/0:59.5/X
		MT/AT	TPE boot	23690	Boot Kit			ws		L:120/Ø1=25/Ø2=86
		MT	TPE boot	23268	Boot Kit			gs		L:110/Ø1=27/Ø2=100/with cap
2.0 FSI (110 kW)	05.05 -	MT6	- 05.07	24489	Driveshaft	L				L:522/A:36
		AT6		24487	Driveshaft	L				L:587/A:36/D:36
		MT6		24498	Driveshaft	R				L:815/A:36
		MT/AT	engine BLR/BLY	23689	Joint Kit			ws	28	A:36/F:30/DF:22.45/0:59.5/X
		MT/AT	engine BLR/BLY, TPE boot	23690	Boot Kit			ws		L:120/Ø1=25/Ø2=86
		MT	engine BLR/BLY, TPE boot	23268	Boot Kit			gs		L:110/Ø1=27/Ø2=100/with cap
1.6 TDI (77 kW)	03.09 -	MT	TPE boot	23268	Boot Kit			gs		L:110/Ø1=27/Ø2=100/with cap
1.9 TDI (66 kW)	05.05 -	MT	engine BXJ	24485	Driveshaft	L			2	L:522/A:36
		MT	engine BRU	23689	Joint Kit			ws	28	A:36/F:30/DF:22.45/0:59.5/X
		MT	engine BRU, TPE boot	23690	Boot Kit			ws		L:120/Ø1=25/Ø2=86
		MT	engine BRU, TPE boot	23268	Boot Kit			gs		L:110/Ø1=27/Ø2=100/with cap
1.9 TDI (77 kW)	01.05 -	MT		24485	Driveshaft	L			2	L:522/A:36
		AT6	Ch.-No. - 1K7615000, - 03.07	24474	Driveshaft	L				L:482/A:36
		MT	engine BKC/BLS	23689	Joint Kit			ws	28	A:36/F:30/DF:22.45/0:59.5/X
		MT	engine BKC/BLS, TPE boot	23690	Boot Kit			ws		L:120/Ø1=25/Ø2=86
		AT	engine BKC, TPE boot	23692	Boot Kit			ws		L:115/Ø1=29/Ø2=96
		AT7	TPE boot, engine BLS	24705	Boot Kit			gs		L:102/Ø1=28/Ø2=67
		MT	engine BLS/BKC, TPE boot	23268	Boot Kit			gs		L:110/Ø1=27/Ø2=100/with cap
2.0 TDI (81 kW)	03.09 -	MT	TPE boot	23268	Boot Kit			gs		L:110/Ø1=27/Ø2=100/with cap
2.0 TDI (100 kW)	05.05 -	MT6	Ch.-No. 1K7598301 -, 02.07 -	24491	Driveshaft	L			1	L:492/A:36
		AT6	Ch.-No. - 1K7615000, - 03.07	24474	Driveshaft	L				L:482/A:36
		MT		23691	Joint Kit			ws	28	A:36/F:27/DF:27.51/0:59.5/X
		MT	TPE boot	23692	Boot Kit			ws		L:115/Ø1=29/Ø2=96
		MT	TPE boot	24665	Boot Kit			gs		L:102/Ø1=28/Ø2=67
		AT6		24466	Boot Kit			gs		L:88/Ø1=24.4/Ø2=71.5
2.0 TDI (103 kW)	01.05 -	MT6	Ch.-No. 1K7598301 -, 02.07 -	24491	Driveshaft	L			1	L:492/A:36
		AT6	Ch.-No. - 1K7615000, - 03.07	24474	Driveshaft	L				L:482/A:36
		MT/AT		23691	Joint Kit			ws	28	A:36/F:27/DF:27.51/0:59.5/X
		MT/AT	TPE boot	23692	Boot Kit			ws		L:115/Ø1=29/Ø2=96

		Transm. MT Manual AT Autom.	with ABS Ring		Part-No.	Description	L Left R Right	F Front R Rear	Wheel Side	Gear Box Side	Pic. No.	Technical Specification  Further details on page I
---	---	---	---------------------	--	----------	-------------	-------------------------	-------------------------	---------------	---------------------	-------------	--




( VOLKSWAGEN )

( VOLKSWAGEN )

GOLF PLUS (5M1, 521)												
2.0 TDI (103 kW)	01.05 -	MT		TPE boot	24665	Boot Kit				gs		L:102/Ø1=28/Ø2=67
		AT6			24466	Boot Kit				gs		L:88/Ø1=24.4/Ø2=71.5
GOLF V (1K1)												
1.4 16V (55 kW)	10.03 -	MT			24482	Driveshaft	L				1	L:560/A:36
		MT			23687	Joint Kit			ws		28	A:36/F:30/DF:23.45/O:59.5/X
		MT			24749	Joint Kit				gs	29	G:33/Z/Ø Joint:94
		MT		TPE boot	23688	Boot Kit			ws			L:108/Ø1=25.6/Ø2=77.9
		MT		TPE boot	23268	Boot Kit				gs		L:110/Ø1=27/Ø2=100/with cap
		MT		TPE boot	24662	Boot Kit				gs		L:108/Ø1=27/Ø2=94/with cap
1.4 16V (59 kW)	05.06 -	MT		Ch.-No. 1K-6-000001 -	23687	Joint Kit			ws		28	A:36/F:30/DF:23.45/O:59.5/X
		MT		Ch.-No. 1K-6-000001 - , TPE boot	23688	Boot Kit			ws			L:108/Ø1=25.6/Ø2=77.9
		MT		TPE boot	24662	Boot Kit				gs		L:108/Ø1=27/Ø2=94/with cap
1.4 FSI (66 kW)	10.03 -	MT			23687	Joint Kit			ws		28	A:36/F:30/DF:23.45/O:59.5/X
		MT		TPE boot	23688	Boot Kit			ws			L:108/Ø1=25.6/Ø2=77.9
		MT		TPE boot	23268	Boot Kit				gs		L:110/Ø1=27/Ø2=100/with cap
		MT		TPE boot	24662	Boot Kit				gs		L:108/Ø1=27/Ø2=94/with cap
1.4 TSI (90 kW)	05.07 -	MT6		TPE boot	23690	Boot Kit			ws			L:120/Ø1=25/Ø2=86
		semi-AT		TPE boot	23692	Boot Kit			ws			L:115/Ø1=29/Ø2=96
1.4 TSI (103 kW)	05.06 -	MT		Ch.-No. 1K-6-000001 -	23689	Joint Kit			ws		28	A:36/F:30/DF:22.45/O:59.5/X
		AT		Ch.-No. 1K-6-000001 -	23691	Joint Kit			ws		28	A:36/F:27/DF:27.51/O:59.5/X
		MT		Ch.-No. 1K-6-000001 - , TPE boot	23690	Boot Kit			ws			L:120/Ø1=25/Ø2=86
		AT		Ch.-No. 1K-6-000001 - , TPE boot	23692	Boot Kit			ws			L:115/Ø1=29/Ø2=96
		MT		TPE boot	24665	Boot Kit				gs		L:102/Ø1=28/Ø2=67
1.4 TSI (125 kW)	11.05 -	MT/AT		Ch.-No. 1K-6-000001 -	23691	Joint Kit			ws		28	A:36/F:27/DF:27.51/O:59.5/X
		MT/AT		Ch.-No. 1K-6-000001 - , TPE boot	23692	Boot Kit			ws			L:115/Ø1=29/Ø2=96
		MT/AT		TPE boot	24665	Boot Kit				gs		L:102/Ø1=28/Ø2=67
1.6 (75 kW)	01.04 -	MT			24480	Driveshaft	R					
		MT/AT			23689	Joint Kit			ws		28	A:36/F:30/DF:22.45/O:59.5/X
		MT/AT		TPE boot	23690	Boot Kit			ws			L:120/Ø1=25/Ø2=86
		MT		TPE boot	23268	Boot Kit				gs		L:110/Ø1=27/Ø2=100/with cap
1.6 FSI (85 kW)	10.03 -	MT/AT			23689	Joint Kit			ws		28	A:36/F:30/DF:22.45/O:59.5/X
		MT/AT		TPE boot	23690	Boot Kit			ws			L:120/Ø1=25/Ø2=86
		MT		TPE boot	23268	Boot Kit				gs		L:110/Ø1=27/Ø2=100/with cap
2.0 FSI (110 kW)	01.04 -	MT/AT			23689	Joint Kit			ws		28	A:36/F:30/DF:22.45/O:59.5/X
		MT/AT		TPE boot	23690	Boot Kit			ws			L:120/Ø1=25/Ø2=86
		MT		TPE boot	23268	Boot Kit				gs		L:110/Ø1=27/Ø2=100/with cap
2.0 FSI 4motion (110 kW)	08.04 -	MT/AT			23689	Joint Kit		F	ws		28	A:36/F:30/DF:22.45/O:59.5/X
		MT/AT		TPE boot	23690	Boot Kit		F	ws			L:120/Ø1=25/Ø2=86
		MT		TPE boot	23268	Boot Kit		F		gs		L:110/Ø1=27/Ø2=100/with cap
2.0 GTI (147 kW)	10.04 -	MT		Ch.-No. 1K-4-000001 -	23691	Joint Kit			ws		28	A:36/F:27/DF:27.51/O:59.5/X
		MT		Ch.-No. 1K-4-000001 - , TPE boot	23692	Boot Kit			ws			L:115/Ø1=29/Ø2=96



2.0 GTI (169 kW)	09.06 -	MT	TPE boot	23692	Boot Kit			ws			L:115/Ø1=29/Ø2=96
3.2 R32 4motion (184 kW)	11.05 -	MT/AT	Ch.-No. 1K-6-000001 -	23691	Joint Kit		F	ws		28	A:36/F:27/DF:27.51/0:59.5/X
		MT/AT	Ch.-No. 1K-6-000001 - , TPE boot	23692	Boot Kit		F	ws			L:115/Ø1=29/Ø2=96
1.9 TDI (66 kW)	05.04 -	MT	Ch.-No. 1K-4-000001 -	23689	Joint Kit			ws		28	A:36/F:30/DF:22.45/0:59.5/X
		MT	Ch.-No. 1K-4-000001 - , TPE boot	23690	Boot Kit			ws			L:120/Ø1=25/Ø2=86
		MT	engine BRU, TPE boot	23268	Boot Kit				gs		L:110/Ø1=27/Ø2=100/with cap
1.9 TDI (77 kW)	10.03 -	MT5		24473	Driveshaft	L					L:521/A:36
		MT6		24485	Driveshaft	L				2	L:522/A:36
		MT5		24477	Driveshaft	R					L:813/A:36
		MT	engine BKC	23689	Joint Kit			ws		28	A:36/F:30/DF:22.45/0:59.5/X
		AT	engine BKC	23691	Joint Kit			ws		28	A:36/F:27/DF:27.51/0:59.5/X
		AT		24749	Joint Kit				gs	29	G:33/Z/Ø Joint:94
		MT	engine BKC, TPE boot	23690	Boot Kit			ws			L:120/Ø1=25/Ø2=86
		AT	engine BKC, TPE boot	23692	Boot Kit			ws			L:115/Ø1=29/Ø2=96
		MT	engine BKC/BLS, TPE boot	23268	Boot Kit				gs		L:110/Ø1=27/Ø2=100/with cap
1.9 TDI 4motion (77 kW)	08.04 -	MT	engine BKC	23689	Joint Kit		F	ws		28	A:36/F:30/DF:22.45/0:59.5/X
		AT	engine BKC	23691	Joint Kit		F	ws		28	A:36/F:27/DF:27.51/0:59.5/X
		AT		24749	Joint Kit		F		gs	29	G:33/Z/Ø Joint:94
		MT	engine BKC, TPE boot	23690	Boot Kit		F	ws			L:120/Ø1=25/Ø2=86
		AT	engine BKC, TPE boot	23692	Boot Kit		F	ws			L:115/Ø1=29/Ø2=96
		MT	engine BKC, TPE boot	23268	Boot Kit		F		gs		L:110/Ø1=27/Ø2=100/with cap
2.0 SDI (55 kW)	01.04 -	MT		23689	Joint Kit			ws		28	A:36/F:30/DF:22.45/0:59.5/X
		MT	TPE boot	23690	Boot Kit			ws			L:120/Ø1=25/Ø2=86
		MT	TPE boot	23268	Boot Kit				gs		L:110/Ø1=27/Ø2=100/with cap
2.0 TDI (100/103 kW)	10.03 -	MT/AT	engine AZV/BMM, Ch.-No. 1K-4-000001 -	23691	Joint Kit			ws		28	A:36/F:27/DF:27.51/0:59.5/X
		MT/AT	engine AZV/BMM, Ch.-No. 1K-4-000001 - , TPE boot	23692	Boot Kit			ws			L:115/Ø1=29/Ø2=96
		MT	TPE boot	24665	Boot Kit				gs		L:102/Ø1=28/Ø2=67
		AT6		24466	Boot Kit				gs		L:88/Ø1=24.4/Ø2=71.5
2.0 TDI 16V (103 kW)	10.03 -	MT/AT	engine BKD	23691	Joint Kit			ws		28	A:36/F:27/DF:27.51/0:59.5/X
		MT/AT	engine BKD, TPE boot	23692	Boot Kit			ws			L:115/Ø1=29/Ø2=96
		MT	TPE boot	24665	Boot Kit				gs		L:102/Ø1=28/Ø2=67
		AT6		24466	Boot Kit				gs		L:88/Ø1=24.4/Ø2=71.5
2.0 TDI 4motion (103 kW)	08.04 -	MT	engine BKD	23691	Joint Kit		F	ws		28	A:36/F:27/DF:27.51/0:59.5/X
		MT	engine BMM, Ch.-No. 1K-4-000001 -	23691	Joint Kit		F	ws		28	A:36/F:27/DF:27.51/0:59.5/X
		MT	engine BKD, TPE boot	23692	Boot Kit		F	ws			L:115/Ø1=29/Ø2=96
		MT	engine BMM, Ch.-No. 1K-4-000001 - , TPE boot	23692	Boot Kit		F	ws			L:115/Ø1=29/Ø2=96
2.0 GTD (125 kW)	11.05 -	MT/AT	Ch.-No. 1K-6-000001 -	24326	Joint Kit			ws		28	A:36/F:27/0:59/Z
		MT/AT	Ch.-No. 1K-6-000001 - , TPE boot	24327	Boot Kit			ws			L:120/Ø1=27/Ø2=94.5
<b>GOLF V VARIANT (1K5)</b>											
1.4 (59 kW)	06.07 -	MT	Ch.-No. 1K-6-000001 -	23687	Joint Kit			ws		28	A:36/F:30/DF:23.45/0:59.5/X
		MT	Ch.-No. 1K-6-000001 - , TPE boot	23688	Boot Kit			ws			L:108/Ø1=25.6/Ø2=77.9
1.4 TSI (90 kW)	06.07 -	MT6	TPE boot	23690	Boot Kit			ws			L:120/Ø1=25/Ø2=86
		semi-AT	TPE boot	23692	Boot Kit			ws			L:115/Ø1=29/Ø2=96
1.4 TSI (103 kW)	06.07 -	AT		24503	Driveshaft	R					L:780/A:36
		MT	Ch.-No. 1K-6-000001 -	23689	Joint Kit			ws		28	A:36/F:30/DF:22.45/0:59.5/X
		AT	Ch.-No. 1K-6-000001 -	23691	Joint Kit			ws		28	A:36/F:27/DF:27.51/0:59.5/X
		MT	Ch.-No. 1K-6-000001 - , TPE boot	23690	Boot Kit			ws			L:120/Ø1=25/Ø2=86
		AT	Ch.-No. 1K-6-000001 - , TPE boot	23692	Boot Kit			ws			L:115/Ø1=29/Ø2=96
		MT	TPE boot	24665	Boot Kit				gs		L:102/Ø1=28/Ø2=67
1.4 TSI (125 kW)	06.07 -	AT		24503	Driveshaft	R					L:780/A:36
		MT/AT	Ch.-No. 1K-6-000001 -	23691	Joint Kit			ws		28	A:36/F:27/DF:27.51/0:59.5/X

		Transm.	with ABS Ring		Part-No.	Description	L	F	Wheel Side	Gear Box Side	Pic. No.	Technical Specification  Further details on page 1
		MT Manual AT Autom.					Left R Right	Front R Rear				

## ( VOLKSWAGEN )

## ( VOLKSWAGEN )

GOLF V VARIANT (1K5)												
1.4 TSI (125 kW)	06.07 -	MT/AT MT/AT		Ch.-No. 1K-6-000001 - , TPE boot TPE boot	23692 24665	Boot Kit Boot Kit			ws	gs		L:115/Ø1=29/Ø2=96 L:102/Ø1=28/Ø2=67
1.6 (75 kW)	06.07 -	MT			24476	Driveshaft	L					L:587/A:36/D:36  L:884/A:36/D:26 A:36/F:30/DF:22.45/O:59.5/X L:120/Ø1=25/Ø2=86 L:110/Ø1=27/Ø2=100/with cap
		AT			24487	Driveshaft	L					
		MT			24480	Driveshaft	R					
		AT			24500	Driveshaft	R					
		MT/AT		Ch.-No. 1K-6-000001 -	23689	Joint Kit		ws		28		
2.0 (147 kW)	06.07 -	MT/AT		Ch.-No. 1K-6-000001 - , TPE boot	23690	Boot Kit		ws		28	A:36/F:27/DF:27.51/O:59.5/X	
		MT/AT		Ch.-No. 1K-6-000001 - , TPE boot	23692	Boot Kit		ws		28	L:115/Ø1=29/Ø2=96	
		MT		engine BSE/BSF, TPE boot	23268	Boot Kit			gs			L:110/Ø1=27/Ø2=100/with cap
		MT/AT		Ch.-No. 1K-6-000001 -	23691	Joint Kit		ws		28	A:36/F:27/DF:27.51/O:59.5/X	
1.9 TDI (77 kW)	06.07 -	MT			24473	Driveshaft	L					L:521/A:36
		AT			24474	Driveshaft	L					L:482/A:36
		MT			24477	Driveshaft	R					L:813/A:36
		MT		Ch.-No. 1K-6-000001 -	23689	Joint Kit		ws		28	A:36/F:30/DF:22.45/O:59.5/X	
		AT		Ch.-No. 1K-6-000001 -	23691	Joint Kit		ws		28	A:36/F:27/DF:27.51/O:59.5/X	
		MT		Ch.-No. 1K-6-000001 - , TPE boot	23690	Boot Kit		ws				L:120/Ø1=25/Ø2=86
		AT		Ch.-No. 1K-6-000001 - , TPE boot	23692	Boot Kit		ws				L:115/Ø1=29/Ø2=96
1.9 TDI 4motion (77 kW)	01.08 -	MT			24473	Driveshaft	L	F				L:521/A:36
		AT			24474	Driveshaft	L	F				L:482/A:36
		MT			24477	Driveshaft	R	F				L:813/A:36
		MT/AT		Ch.-No. 1K-6-000001 -	23691	Joint Kit		F	ws		28	A:36/F:27/DF:27.51/O:59.5/X
		MT/AT		Ch.-No. 1K-6-000001 - , TPE boot	23692	Boot Kit		F	ws			L:115/Ø1=29/Ø2=96
2.0 TDI (100 kW)	06.07 -	AT			24466	Boot Kit		F		gs		L:88/Ø1=24.4/Ø2=71.5
		MT			24475	Driveshaft	L					
		MT		TPE boot	24479	Driveshaft	R					
2.0 TDI (103 kW)	06.07 -	MT			24665	Boot Kit				gs		L:102/Ø1=28/Ø2=67
		MT			24475	Driveshaft	L					
		MT			24479	Driveshaft	R					
		MT/AT		Ch.-No. 1K-6-000001 -	23691	Joint Kit		ws		28	A:36/F:27/DF:27.51/O:59.5/X	
2.0 TDI (103 kW)	06.07 -	MT/AT		Ch.-No. 1K-6-000001 - , TPE boot	23692	Boot Kit		ws				L:115/Ø1=29/Ø2=96
		MT/AT		TPE boot	24665	Boot Kit			gs			L:102/Ø1=28/Ø2=67
		MT/AT		TPE boot	24665	Boot Kit			gs			
GOLF VI (5K1)												
1.4 (59 kW)	10.08 -	MT			24482	Driveshaft	L				1	L:560/A:36
		MT			24749	Joint Kit			gs		29	G:33/Z/Ø Joint:94
		MT		TPE boot	24662	Boot Kit			gs			L:108/Ø1=27/Ø2=94/with cap
1.4 TSI (90 kW)	10.08 -	MT		TPE boot	23690	Boot Kit		ws				L:120/Ø1=25/Ø2=86
		MT/AT		TPE boot, gear LKM	24665	Boot Kit			gs			L:102/Ø1=28/Ø2=67

		AT		TPE boot, gear KUT	24705	Boot Kit				gs		L:102/Ø1=28/Ø2=67
		MT		TPE boot	23690	Boot Kit			ws			L:120/Ø1=25/Ø2=86
1.4 TSI (118 kW)	10.08 -	MT/AT		TPE boot, gear LKM	24665	Boot Kit				gs		L:102/Ø1=28/Ø2=67
		AT		TPE boot, gear KUT	24705	Boot Kit				gs		L:102/Ø1=28/Ø2=67
1.6 (75 kW)	10.08 -	AT		engine BSE, BSF	24489	Driveshaft	L					L:522/A:36
		MT		TPE boot	23690	Boot Kit			ws			L:120/Ø1=25/Ø2=86
		MT		TPE boot	23268	Boot Kit				gs		L:110/Ø1=27/Ø2=100/with cap
1.6 BiFuel (75 kW)	03.09 -	MT		TPE boot	23690	Boot Kit			ws			L:120/Ø1=25/Ø2=86
		MT		TPE boot	23268	Boot Kit				gs		L:110/Ø1=27/Ø2=100/with cap
1.6 TDI (77 kW)	02.09 -	MT			24494	Driveshaft	R				1	L:610/A:36
		MT		TPE boot	23690	Boot Kit			ws			L:120/Ø1=25/Ø2=86
		MT		TPE boot	24665	Boot Kit				gs		L:102/Ø1=28/Ø2=67
2.0 TDI (81 kW)	10.08 -	MT			24485	Driveshaft	L				2	L:522/A:36
		MT		TPE boot	23690	Boot Kit			ws			L:120/Ø1=25/Ø2=86
		MT		TPE boot	23268	Boot Kit				gs		L:110/Ø1=27/Ø2=100/with cap
2.0 TDI (100/103 kW)	10.08 -	MT		TPE boot	24665	Boot Kit				gs		L:102/Ø1=28/Ø2=67
2.0 TDI 4motion (103 kW)	05.09 -	MT			24494	Driveshaft	R	F			1	L:610/A:36
		MT		TPE boot	24665	Boot Kit		F		gs		L:102/Ø1=28/Ø2=67
		AT			24466	Boot Kit		F		gs		L:88/Ø1=24.4/Ø2=71.5
<b>ILTIS (183)</b>												
1.6 (51 kW)	09.87 - 12.88	MT		(+) diff.lock	26041	Boot Kit		F	ws			L:83/Ø1=24/Ø2=92
		MT			26095	Boot Kit		F/R		gs		L:82/Ø1=24/Ø2=61
<b>JETTA I (17)</b>												
1.1 (37 kW)	08.79 - 12.83	MT		Ch.-No. - 17-A-0360000	22454	Joint Kit			ws		27	A:22/F:30/Z
		MT		Ch.-No. 17-A-0360001 -	22457	Joint Kit			ws		27	A:22/F:30/X
		MT		Ch.-No. 17-A-0360001 - , TPE boot	22670	Joint Kit			ws		27	A:22/F:30/X
		MT			22455	Joint Kit				gs	29	G:33/Ø Joint:92
		MT			26005	Boot Kit			ws			L:84/Ø1=20/Ø2=76
		MT		Ch.-No. 17-A-0360001 - , TPE boot	26252	Boot Kit			ws			L:109/Ø1=26/Ø2=75
		MT			26054	Boot Kit				gs		L:100/Ø1=21/Ø2=89/with cap
1.3 (44 kW)	08.79 - 12.83	MT		Ch.-No. - 17-A-0360000	22454	Joint Kit			ws		27	A:22/F:30/Z
		MT		Ch.-No. 17-A-0360001 -	22457	Joint Kit			ws		27	A:22/F:30/X
		MT		Ch.-No. 17-A-0360001 - , TPE boot	22670	Joint Kit			ws		27	A:22/F:30/X
		MT			22455	Joint Kit				gs	29	G:33/Ø Joint:92
		MT			26005	Boot Kit			ws			L:84/Ø1=20/Ø2=76
		MT		Ch.-No. 17-A-0360001 - , TPE boot	26252	Boot Kit			ws			L:109/Ø1=26/Ø2=75
		MT			26054	Boot Kit				gs		L:100/Ø1=21/Ø2=89/with cap
1.5 (51 kW)	08.79 - 12.83	MT/AT			22413	Driveshaft	L				1	L:537.5/A:22
		MT/AT			22414	Driveshaft	R				1	L:750/A:22
		MT/AT			22457	Joint Kit			ws		27	A:22/F:30/X
		MT/AT		TPE boot	22670	Joint Kit			ws		27	A:22/F:30/X
		MT/AT			20258	Joint Kit				gs	29	G:33/Ø Joint:94.1
		MT/AT			26005	Boot Kit			ws			L:84/Ø1=20/Ø2=76
		MT/AT		TPE boot	26252	Boot Kit			ws			L:109/Ø1=26/Ø2=75
		MT/AT			26062	Boot Kit				gs		L:100/Ø1=21/Ø2=94/with cap
1.5 D (37 kW)	08.79 - 07.80	MT			22413	Driveshaft	L				1	L:537.5/A:22
		MT			22414	Driveshaft	R				1	L:750/A:22
		MT			22457	Joint Kit			ws		27	A:22/F:30/X
		MT		TPE boot	22670	Joint Kit			ws		27	A:22/F:30/X
		MT			20258	Joint Kit				gs	29	G:33/Ø Joint:94.1

		Transm.	with ABS Ring		Part-No.	Description	L	F	Wheel Side	Gear Box Side	Pic. No.	Technical Specification  Further details on page I
		MT Manual AT Autom.					Left R Right	Front R Rear				

( VOLKSWAGEN )

( VOLKSWAGEN )

JETTA I (17)													
1.5 D (37 kW)	08.79 - 07.80	MT			26005	Boot Kit			ws			L:84/Ø1=20/Ø2=76	
		MT		TPE boot	26252	Boot Kit			ws			L:109/Ø1=26/Ø2=75	
		MT			26062	Boot Kit				gs		L:100/Ø1=21/Ø2=94/with cap	
1.6 (63 kW)	08.80 - 12.83	MT/AT			22413	Driveshaft	L				1	L:537.5/A:22	
		MT/AT			22414	Driveshaft	R				1	L:750/A:22	
		MT/AT			22457	Joint Kit			ws		27	A:22/F:30/X	
		MT/AT		TPE boot	22670	Joint Kit			ws		27	A:22/F:30/X	
		MT/AT			20258	Joint Kit				gs	29	G:33/Ø Joint:94.1	
		MT/AT		TPE boot	26005	Boot Kit			ws				L:84/Ø1=20/Ø2=76
1.6 D (40 kW)	08.80 - 12.83	MT/AT			26252	Boot Kit			ws			L:109/Ø1=26/Ø2=75	
		MT/AT			26062	Boot Kit				gs		L:100/Ø1=21/Ø2=94/with cap	
		MT			22413	Driveshaft	L				1	L:537.5/A:22	
		MT			22414	Driveshaft	R				1	L:750/A:22	
		MT			22457	Joint Kit			ws		27	A:22/F:30/X	
		MT		TPE boot	22670	Joint Kit			ws		27	A:22/F:30/X	
1.6 GLI (81 kW)	08.79 - 07.82	MT			20258	Joint Kit				gs	29	G:33/Ø Joint:94.1	
		MT			26005	Boot Kit			ws			L:84/Ø1=20/Ø2=76	
		MT		TPE boot	26252	Boot Kit			ws			L:109/Ø1=26/Ø2=75	
		MT			26062	Boot Kit				gs		L:100/Ø1=21/Ø2=94/with cap	
		MT			22413	Driveshaft	L				1	L:537.5/A:22	
		MT			22414	Driveshaft	R				1	L:750/A:22	
1.6 TD (51 kW)	03.82 - 12.83	MT			22454	Joint Kit			ws		27	A:22/F:30/Z	
		MT		Ch.-No. - 17-A-0360000	22457	Joint Kit			ws		27	A:22/F:30/X	
		MT		Ch.-No. 17-A-0360001 -	22670	Joint Kit			ws		27	A:22/F:30/X	
		MT		Ch.-No. 17-A-0360001 -, TPE boot	20258	Joint Kit				gs	29	G:33/Ø Joint:94.1	
		MT			26005	Boot Kit			ws				L:84/Ø1=20/Ø2=76
		MT		Ch.-No. 17-A-0360001 -, TPE boot	26252	Boot Kit			ws				L:109/Ø1=26/Ø2=75
1.8 (82 kW)	08.82 - 12.83	MT			26062	Boot Kit				gs		L:100/Ø1=21/Ø2=94/with cap	
		MT			22413	Driveshaft	L				1	L:537.5/A:22	
		MT			22414	Driveshaft	R				1	L:750/A:22	
		MT			22457	Joint Kit			ws		27	A:22/F:30/X	
		MT		TPE boot	22670	Joint Kit			ws		27	A:22/F:30/X	
		MT			20258	Joint Kit				gs	29	G:33/Ø Joint:94.1	

		MT			26005	Boot Kit			ws			L:84/Ø1=20/Ø2=76
		MT		TPE boot	26252	Boot Kit			ws			L:109/Ø1=26/Ø2=75
		MT			26062	Boot Kit				gs		L:100/Ø1=21/Ø2=94/with cap
<b>JETTA II (19E)</b>												
1.3 (40/44 kW)	01.84 - 06.87	MT			22462	Driveshaft	L				1	L:559.5/A:22
		MT			22463	Driveshaft	R				1	L:772.5/A:22
		MT			22461	Joint Kit			ws		27	A:22/F:30
		MT		TPE boot	22669	Joint Kit			ws		27	A:22/F:30
		MT			22455	Joint Kit				gs	29	G:33/Ø Joint:92
		MT			26005	Boot Kit			ws			L:84/Ø1=20/Ø2=76
		MT		TPE boot	26252	Boot Kit			ws			L:109/Ø1=26/Ø2=75
		MT			26054	Boot Kit				gs		L:100/Ø1=21/Ø2=89/with cap
1.3 KAT (40 kW)	06.87 - 12.91	MT			22462	Driveshaft	L				1	L:559.5/A:22
		MT			23541	Driveshaft	R				1	L:772.5/A:22
		MT			22461	Joint Kit			ws		27	A:22/F:30
		MT		TPE boot	22669	Joint Kit			ws		27	A:22/F:30
		MT			22455	Joint Kit				gs	29	G:33/Ø Joint:92
		MT			26005	Boot Kit			ws			L:84/Ø1=20/Ø2=76
		MT		TPE boot	26252	Boot Kit			ws			L:109/Ø1=26/Ø2=75
		MT			26054	Boot Kit				gs		L:100/Ø1=21/Ø2=89/with cap
1.6 (51/53/55 kW)	01.84 - 10.91	MT/AT			22466	Driveshaft	L				1	L:537.5/A:22
		MT/AT			22467	Driveshaft	R				1	L:772.5/A:22
		MT/AT			22461	Joint Kit			ws		27	A:22/F:30
		MT/AT		TPE boot	22669	Joint Kit			ws		27	A:22/F:30
		MT/AT			20258	Joint Kit				gs	29	G:33/Ø Joint:94.1
		MT/AT			26005	Boot Kit			ws			L:84/Ø1=20/Ø2=76
		MT/AT		TPE boot	26252	Boot Kit			ws			L:109/Ø1=26/Ø2=75
		MT/AT			26062	Boot Kit				gs		L:100/Ø1=21/Ø2=94/with cap
1.6 D (40 kW)	01.84 - 10.91	MT/AT			22466	Driveshaft	L				1	L:537.5/A:22
		MT/AT			22467	Driveshaft	R				1	L:772.5/A:22
		MT/AT			22461	Joint Kit			ws		27	A:22/F:30
		MT/AT		TPE boot	22669	Joint Kit			ws		27	A:22/F:30
		MT/AT			20258	Joint Kit				gs	29	G:33/Ø Joint:94.1
		MT/AT			26005	Boot Kit			ws			L:84/Ø1=20/Ø2=76
		MT/AT		TPE boot	26252	Boot Kit			ws			L:109/Ø1=26/Ø2=75
		MT/AT			26062	Boot Kit				gs		L:100/Ø1=21/Ø2=94/with cap
1.6 TD (44/51/59 kW)	01.84 - 10.91	MT			22466	Driveshaft	L				1	L:537.5/A:22
		MT			22467	Driveshaft	R				1	L:772.5/A:22
		MT			22461	Joint Kit			ws		27	A:22/F:30
		MT		TPE boot	22669	Joint Kit			ws		27	A:22/F:30
		MT			20258	Joint Kit				gs	29	G:33/Ø Joint:94.1
		MT			26005	Boot Kit			ws			L:84/Ø1=20/Ø2=76
		MT		TPE boot	26252	Boot Kit			ws			L:109/Ø1=26/Ø2=75
		MT			26062	Boot Kit				gs		L:100/Ø1=21/Ø2=94/with cap
1.8 (62/66 kW)	08.84 - 10.91	MT		Ch.-No. 19-E-431737 - 1G-K-990000	22466	Driveshaft	L				1	L:537.5/A:22
		MT		Ch.-No. 1G-L-000001 - 1G-N-300000	22495	Driveshaft	L				1	L:529.5/A:22
		AT		Ch.-No. 17-D-641910 - 1G-K-990000	22466	Driveshaft	L				1	L:537.5/A:22
		MT		Ch.-No. 19-E-431737 - 1G-K-990000	22467	Driveshaft	R				1	L:772.5/A:22
		MT		Ch.-No. 1G-L-000001 - 1G-N-300000	22437	Driveshaft	R				1	L:763.5/A:22
		AT		Ch.-No. 17-D-641910 - 1G-K-990000	22467	Driveshaft	R				1	L:772.5/A:22
		MT		Ch.-No. 19-E-431737 - 1G-K-990000	22461	Joint Kit			ws		27	A:22/F:30




		Transm.	with ABS Ring		Part-No.	Description	L	F	Wheel Side	Gear Box Side	Pic. No.	Technical Specification  Further details on page I
		MT Manual AT Autom.					Left R Right	Front R Rear				

( VOLKSWAGEN )

( VOLKSWAGEN )

JETTA II (19E)													
1.8 (62/66 kW)	08.84 - 10.91	MT		Ch.-No. 19-E-431737 - 1G-K-990000, TPE boot	22669	Joint Kit			ws		27	A:22/F:30	
		MT		Ch.-No. 1G-L-000001 - 1G-N-158228	22494	Joint Kit			ws		27	A:22/F:30/O:53	
		AT		Ch.-No. 17-D-641910 - 1G-K-990000	22461	Joint Kit			ws		27	A:22/F:30	
		AT		Ch.-No. 17-D-641910 - 1G-K-990000, TPE boot	22669	Joint Kit			ws		27	A:22/F:30	
		MT		Ch.-No. 19-E-431737 - 1G-K-990000	20258	Joint Kit				gs	29	G:33/Ø Joint:94.1	
		MT		Ch.-No. 1G-L-000001 - 1G-N-158228	22497	Joint Kit	L			gs	29	G:33/Ø Joint:100	
		MT		Ch.-No. 1G-L-000001 - 1G-N-158228	22498	Joint Kit	R			gs	29	G:33/Ø Joint:100	
		AT		Ch.-No. 17-D-641910 - 1G-K-990000	20258	Joint Kit				gs	29	G:33/Ø Joint:94.1	
		MT		Ch.-No. 19-E-431737 - 1G-K-990000	26005	Boot Kit			ws				L:84/Ø1=20/Ø2=76
		MT		Ch.-No. 19-E-431737 - 1G-K-990000, TPE boot	26252	Boot Kit			ws				L:109/Ø1=26/Ø2=75
		MT		Ch.-No. 1G-L-000001 - 1G-N-158228	26037	Boot Kit			ws				L:83/Ø1=22/Ø2=84
		AT		Ch.-No. 17-D-641910 - 1G-K-990000	26005	Boot Kit			ws				L:84/Ø1=20/Ø2=76
		AT		Ch.-No. 17-D-641910 - 1G-K-990000, TPE boot	26252	Boot Kit			ws				L:109/Ø1=26/Ø2=75
		MT		Ch.-No. 19-E-431737 - 1G-K-990000	26062	Boot Kit				gs			L:100/Ø1=21/Ø2=94/with cap
		MT		Ch.-No. 1G-L-000001 - 1G-N-158228	23514	Boot Kit	L			gs			L:111/Ø1=22/Ø2=100/with cap
		MT		Ch.-No. 1G-L-000001 - 1G-N-158228	26101	Boot Kit	R			gs			L:116/Ø1=35/Ø2=100/with cap
AT		Ch.-No. 17-D-641910 - 1G-K-990000	26062	Boot Kit				gs			L:100/Ø1=21/Ø2=94/with cap		
1.8 (79/82 kW)	01.84 - 10.91	MT			22495	Driveshaft	L				1	L:529.5/A:22	
		MT			22437	Driveshaft	R				1	L:763.5/A:22	
		MT			22494	Joint Kit			ws		27	A:22/F:30/O:53	
		MT			22497	Joint Kit	L			gs	29	G:33/Ø Joint:100	
		MT			22498	Joint Kit	R			gs	29	G:33/Ø Joint:100	
		MT			26037	Boot Kit			ws				L:83/Ø1=22/Ø2=84
		MT			23514	Boot Kit	L			gs			L:111/Ø1=22/Ø2=100/with cap
		MT			26101	Boot Kit	R			gs			L:116/Ø1=35/Ø2=100/with cap
1.8 16V (95/102 kW)	08.86 - 10.91	MT			22495	Driveshaft	L				1	L:529.5/A:22	
		MT			22437	Driveshaft	R				1	L:763.5/A:22	
		MT			22494	Joint Kit			ws		27	A:22/F:30/O:53	
		MT			22497	Joint Kit	L			gs	29	G:33/Ø Joint:100	
		MT			22498	Joint Kit	R			gs	29	G:33/Ø Joint:100	
		MT			26037	Boot Kit			ws				L:83/Ø1=22/Ø2=84
		MT			23514	Boot Kit	L			gs			L:111/Ø1=22/Ø2=100/with cap
		MT			26101	Boot Kit	R			gs			L:116/Ø1=35/Ø2=100/with cap
1.8 Syncro (66 kW)	08.87 - 12.88	MT			22466	Driveshaft	L	F			1	L:537.5/A:22	
		MT			22468	Driveshaft	R	F			1	L:608/A:22	
		MT			22461	Joint Kit	L	F	ws		27	A:22/F:30	
		MT			23537	Joint Kit	R	F	ws		27	A:22/F:30	
		MT			20260	Joint Kit		R	ws		27	A:22/F:30/X	
		MT			20258	Joint Kit		F/R		gs	29	G:33/Ø Joint:94.1	
		MT			26005	Boot Kit	L	F	ws				L:84/Ø1=20/Ø2=76
		MT			26030	Boot Kit	R	F	ws				L:80/Ø1=18/Ø2=76

		MT		26005	Boot Kit		R	ws			L:84/Ø1=20/Ø2=76
		MT		26252	Boot Kit		R	ws			L:109/Ø1=26/Ø2=75
		MT		26062	Boot Kit		F/R		gs		L:100/Ø1=21/Ø2=94/with cap
1.8 Syncro (72 kW)	08.88 - 07.91	MT		22466	Driveshaft	L	F			1	L:537.5/A:22
		MT		22468	Driveshaft	R	F			1	L:608/A:22
		MT		22461	Joint Kit	L	F	ws		27	A:22/F:30
		MT		23537	Joint Kit	R	F	ws		27	A:22/F:30
		MT		22494	Joint Kit		F	ws		27	A:22/F:30/O:53
		MT		20260	Joint Kit		R	ws		27	A:22/F:30/X
		MT		20258	Joint Kit		F		gs	29	G:33/Ø Joint:94.1
		MT		22497	Joint Kit	L	F		gs	29	G:33/Ø Joint:100
		MT		22498	Joint Kit	R	F		gs	29	G:33/Ø Joint:100
		MT		20258	Joint Kit		R		gs	29	G:33/Ø Joint:94.1
		MT		26005	Boot Kit	L	F	ws			L:84/Ø1=20/Ø2=76
		MT		26030	Boot Kit	R	F	ws			L:80/Ø1=18/Ø2=76
		MT		26037	Boot Kit		F	ws			L:83/Ø1=22/Ø2=84
		MT		26005	Boot Kit		R	ws			L:84/Ø1=20/Ø2=76
		MT		26252	Boot Kit		R	ws			L:109/Ø1=26/Ø2=75
		MT		26062	Boot Kit		F		gs		L:100/Ø1=21/Ø2=94/with cap
		MT		23514	Boot Kit	L	F		gs		L:111/Ø1=22/Ø2=100/with cap
		MT		26101	Boot Kit	R	F		gs		L:116/Ø1=35/Ø2=100/with cap
		MT		26062	Boot Kit		R		gs		L:100/Ø1=21/Ø2=94/with cap
<b>JETTA III (1K2)</b>											
1.4 TSI (90 kW)	05.07 -	MT6		23690	Boot Kit			ws			L:120/Ø1=25/Ø2=86
		semi-AT		23692	Boot Kit			ws			L:115/Ø1=29/Ø2=96
		AT		24705	Boot Kit				gs		L:102/Ø1=28/Ø2=67
		MT/AT		24665	Boot Kit				gs		L:102/Ø1=28/Ø2=67
1.4 TSI (103 kW)	07.06 -	MT		24490	Driveshaft	L				2	L:537/A:36
		MT		23689	Joint Kit			ws		28	A:36/F:30/DF:22.45/O:59.5/X
		MT		23690	Boot Kit			ws			L:120/Ø1=25/Ø2=86
		MT		24665	Boot Kit				gs		L:102/Ø1=28/Ø2=67
1.4 TSI (118 kW)	07.08 -	MT6		23690	Boot Kit			ws			L:120/Ø1=25/Ø2=86
		AT		24705	Boot Kit				gs		L:102/Ø1=28/Ø2=67
		MT/AT		24665	Boot Kit				gs		L:102/Ø1=28/Ø2=67
1.4 TSI (125 kW)	07.06 -	MT		23691	Joint Kit			ws		28	A:36/F:27/DF:27.51/O:59.5/X
		MT		23692	Boot Kit			ws			L:115/Ø1=29/Ø2=96
		MT		24665	Boot Kit				gs		L:102/Ø1=28/Ø2=67
1.6 (75 kW)	10.05 -	MT		24480	Driveshaft	R					
		MT		23689	Joint Kit			ws		28	A:36/F:30/DF:22.45/O:59.5/X
		MT		23690	Boot Kit			ws			L:120/Ø1=25/Ø2=86
		MT		23268	Boot Kit				gs		L:110/Ø1=27/Ø2=100/with cap
1.6 FSI (85 kW)	09.05 -	MT6		24501	Driveshaft	R				2	L:785/A:36
		MT		23689	Joint Kit			ws		28	A:36/F:30/DF:22.45/O:59.5/X
		MT		23690	Boot Kit			ws			L:120/Ø1=25/Ø2=86
		MT		23268	Boot Kit				gs		L:110/Ø1=27/Ø2=100/with cap
2.0 FSI (110 kW)	08.05 -	MT/AT		23689	Joint Kit			ws		28	A:36/F:30/DF:22.45/O:59.5/X
		MT/AT		23690	Boot Kit			ws			L:120/Ø1=25/Ø2=86
		MT		23268	Boot Kit				gs		L:110/Ø1=27/Ø2=100/with cap
2.0 TFSI (147 kW)	10.05 -	MT/AT		23691	Joint Kit			ws		28	A:36/F:27/DF:27.51/O:59.5/X
		MT/AT		23692	Boot Kit			ws			L:115/Ø1=29/Ø2=96
		MT/AT		24665	Boot Kit				gs		L:102/Ø1=28/Ø2=67

		Transm.	with ABS Ring		Part-No.	Description	L	F	Wheel Side	Gear Box Side	Pic. No.	Technical Specification  Further details on page I
		MT Manual AT Autom.					Left R Right	Front R Rear				

## ( VOLKSWAGEN )

## ( VOLKSWAGEN )

JETTA III (1K2)													
2.5 FSI (110 kW)	01.06 -	MT			23689	Joint Kit			ws		28	A:36/F:30/DF:22.45/O:59.5/X	
		MT		TPE boot	23690	Boot Kit			ws			L:120/Ø1=25/Ø2=86	
		MT		TPE boot	23268	Boot Kit				gs			L:110/Ø1=27/Ø2=100/with cap
1.9 TDI (77 kW)	09.05 -	AT6			24474	Driveshaft	L					L:482/A:36	
		AT6		Ch.-No. - 1K6899000, - 06.06	24478	Driveshaft	R					L:755/A:36	
		MT			23689	Joint Kit			ws		28	A:36/F:30/DF:22.45/O:59.5/X	
		AT			23691	Joint Kit			ws		28	A:36/F:27/DF:27.51/O:59.5/X	
		MT		TPE boot	23690	Boot Kit			ws			L:120/Ø1=25/Ø2=86	
		AT		TPE boot	23692	Boot Kit			ws			L:115/Ø1=29/Ø2=96	
		AT		TPE boot	24466	Boot Kit				gs		gs	L:110/Ø1=27/Ø2=100/with cap
2.0 TDI (100/103 kW)	08.05 -	AT			24474	Driveshaft	L					L:482/A:36	
		MT/AT			23691	Joint Kit			ws		28	A:36/F:27/DF:27.51/O:59.5/X	
		MT/AT		TPE boot	23692	Boot Kit			ws			L:115/Ø1=29/Ø2=96	
		MT		TPE boot	24665	Boot Kit				gs		L:102/Ø1=28/Ø2=67	
		AT		TPE boot	24466	Boot Kit				gs		gs	L:88/Ø1=24.4/Ø2=71.5
2.0 TDI (125 kW)	10.06 -	MT/AT			23689	Joint Kit			ws		28	A:36/F:30/DF:22.45/O:59.5/X	
		MT/AT		TPE boot	23690	Boot Kit			ws			L:120/Ø1=25/Ø2=86	
		LUPU (6X1, 6E1)											
		1.0 (37 kW)	09.98 - 07.05	MT		engine AER/ALD/ALL/ANV/AUC	24091	Driveshaft	L				1
MT				engine AER/ALD/ALL/ANV/AUC	24092	Driveshaft	R				1	L:750/A:22/O:53	
MT				TPE boot	23675	Joint Kit			ws		27	A:22/F:30/O:53/X	
MT				TPE boot	26252	Boot Kit			ws			L:109/Ø1=26/Ø2=75	
MT				TPE boot	24661	Boot Kit				gs		gs	L:108/Ø1=27/Ø2=89/with cap
1.4 (44 kW)	10.00 - 07.05	MT			24091	Driveshaft	L				1	L:525/A:22/O:53	
		MT			24092	Driveshaft	R				1	L:750/A:22/O:53	
		MT		TPE boot	23675	Joint Kit			ws		27	A:22/F:30/O:53/X	
		MT		TPE boot	26252	Boot Kit			ws			L:109/Ø1=26/Ø2=75	
		MT		TPE boot	24661	Boot Kit				gs		gs	L:108/Ø1=27/Ø2=89/with cap
1.4 16V (55 kW)	09.98 - 07.05	MT			24091	Driveshaft	L				1	L:525/A:22/O:53	
		MT			24092	Driveshaft	R				1	L:750/A:22/O:53	
		MT/AT		TPE boot	23675	Joint Kit			ws		27	A:22/F:30/O:53/X	
		MT/AT		TPE boot	26252	Boot Kit			ws			L:109/Ø1=26/Ø2=75	
		MT		TPE boot	24661	Boot Kit				gs		gs	L:108/Ø1=27/Ø2=89/with cap
		AT		engine BBY	24660	Boot Kit				gs		gs	L:100/Ø1=21/Ø2=63
1.4 16V (74 kW)	08.99 - 07.05	AT		TPE boot, engine AHW/AKO/APE	24662	Boot Kit					gs	L:108/Ø1=27/Ø2=94/with cap	
		MT			24091	Driveshaft	L				1	L:525/A:22/O:53	
		MT			24092	Driveshaft	R				1	L:750/A:22/O:53	
		MT		TPE boot	23675	Joint Kit			ws		27	A:22/F:30/O:53/X	
		MT		TPE boot	26252	Boot Kit			ws			L:109/Ø1=26/Ø2=75	



		MT		TPE boot	<b>24661</b>	Boot Kit				gs		L:108/Ø1=27/Ø2=89/with cap
1.4 FSI (77 kW)	02.01 - 07.05	MT			<b>24093</b>	Driveshaft	L				1	A:22/O:53
		MT			<b>24092</b>	Driveshaft	R				1	L:750/A:22/O:53
		MT		TPE boot	<b>23675</b>	Joint Kit			ws		27	A:22/F:30/O:53/X
		MT		TPE boot	<b>26252</b>	Boot Kit			ws			L:109/Ø1=26/Ø2=75
		MT		TPE boot	<b>24661</b>	Boot Kit				gs		L:108/Ø1=27/Ø2=89/with cap
1.6 GTI (92 kW)	09.00 - 07.05	MT			<b>24541</b>	Joint Kit			ws		27	A:22/F:30/DF:23.45/O:53/X
		MT		TPE boot	<b>24542</b>	Boot Kit			ws			L:112.5/Ø1=25.5/Ø2=87
		MT		TPE boot	<b>24662</b>	Boot Kit				gs		L:108/Ø1=27/Ø2=94/with cap
1.2 TDI (45 kW)	07.99 - 07.05	MT			<b>24258</b>	Driveshaft	L				26	L:506/A:20/Ø Tripodroller:39.3
		MT			<b>23775</b>	Driveshaft	R				26	L:706/A:20/Ø Tripodroller:39.3
		MT		TPE boot	<b>23135</b>	Boot Kit			ws			L:102/Ø1=21/Ø2=67
		MT			<b>24659</b>	Boot Kit				gs		L:100/Ø1=21/Ø2=63
1.4 TDI (55 kW)	01.99 - 07.05	MT		gear ESP/EXB, Ch.-No. - 6X-1-060000	<b>24094</b>	Driveshaft	L				1	L:527/A:22/O:53
		MT		gear ESP/EXB	<b>24095</b>	Driveshaft	R				1	L:712/A:22/O:53
		MT			<b>24541</b>	Joint Kit			ws		27	A:22/F:30/DF:23.45/O:53/X
		MT		TPE boot	<b>24542</b>	Boot Kit			ws			L:112.5/Ø1=25.5/Ø2=87
		MT		TPE boot	<b>23275</b>	Boot Kit				gs		L:104/Ø1=27/Ø2=71
		MT		TPE boot, gear GAX	<b>24703</b>	Boot Kit	R			gs		L:120/Ø1=36/Ø2=100/with cap
1.7 SDI (44 kW)	09.98 - 07.05	MT			<b>24091</b>	Driveshaft	L				1	L:525/A:22/O:53
		MT			<b>24092</b>	Driveshaft	R				1	L:750/A:22/O:53
		MT/AT		TPE boot	<b>23675</b>	Joint Kit			ws		27	A:22/F:30/O:53/X
		MT/AT		TPE boot	<b>26252</b>	Boot Kit			ws			L:109/Ø1=26/Ø2=75
		MT/AT		TPE boot	<b>24661</b>	Boot Kit				gs		L:108/Ø1=27/Ø2=89/with cap

#### NEW BEETLE (9C1, 1C1)

1.4 (55 kW)	11.01 -	MT			<b>24749</b>	Joint Kit				gs	29	G:33/Z/Ø Joint:94
		MT		TPE boot, Ch.-No. 9C3627744 -, 05.03 -	<b>24662</b>	Boot Kit				gs		L:108/Ø1=27/Ø2=94/with cap
1.6 (74/75 kW)	10.99 -	MT			<b>20340</b>	Joint Kit			ws		27	A:36/F:30/DF:23.45/O:53/X
		MT			<b>22545</b>	Joint Kit	L			gs	29	G:33
		MT			<b>22498</b>	Joint Kit	R			gs	29	G:33/Ø Joint:100
		MT			<b>26214</b>	Boot Kit			ws			L:80/Ø1=22/Ø2=83
		MT			<b>26103</b>	Boot Kit	L			gs		L:118/Ø1=28/Ø2=100/with cap
		MT			<b>26101</b>	Boot Kit	R			gs		L:116/Ø1=35/Ø2=100/with cap
1.8 T (110 kW)	10.99 -	MT			<b>20340</b>	Joint Kit			ws		27	A:36/F:30/DF:23.45/O:53/X
		MT			<b>26214</b>	Boot Kit			ws			L:80/Ø1=22/Ø2=83
		MT/AT4		TPE boot	<b>23275</b>	Boot Kit				gs		L:104/Ø1=27/Ø2=71
1.8 T (132 kW)	11.01 - 06.05	MT			<b>23176</b>	Boot Kit				gs		L:98/Ø1=24/Ø2=57
1.9 TDI (66 kW)	01.98 - 02.01	MT			<b>21020</b>	Driveshaft	L				1	L:553/A:36/O:53
		MT			<b>21021</b>	Driveshaft	R				1	L:820/A:36/O:53
		MT/AT			<b>20340</b>	Joint Kit			ws		27	A:36/F:30/DF:23.45/O:53/X
		MT			<b>22498</b>	Joint Kit	R			gs	29	G:33/Ø Joint:100
		MT/AT			<b>26214</b>	Boot Kit			ws			L:80/Ø1=22/Ø2=83
		MT			<b>24658</b>	Boot Kit	L			gs		L:114/Ø1=18/Ø2=100/with cap
		MT			<b>26101</b>	Boot Kit	R			gs		L:116/Ø1=35/Ø2=100/with cap
		AT			<b>24367</b>	Boot Kit				gs		L:88/Ø1=21/Ø2=82
AT		TPE boot	<b>23275</b>	Boot Kit				gs		L:104/Ø1=27/Ø2=71		
1.9 TDI (74 kW)	02.01 -	MT			<b>20340</b>	Joint Kit			ws		27	A:36/F:30/DF:23.45/O:53/X
		MT			<b>22498</b>	Joint Kit	R			gs	29	G:33/Ø Joint:100
		MT			<b>26214</b>	Boot Kit			ws			L:80/Ø1=22/Ø2=83
		MT			<b>23206</b>	Boot Kit	L			gs		L:90/Ø1=21/Ø2=99
		MT			<b>26101</b>	Boot Kit	R			gs		L:116/Ø1=35/Ø2=100/with cap

		Transm.	with ABS Ring		Part-No.	Description	L	F	Wheel Side	Gear Box Side	Pic. No.	Technical Specification  Further details on page I
		MT Manual AT Autom.					Left R Right	Front R Rear				

## ( VOLKSWAGEN )

## ( VOLKSWAGEN )

NEW BEETLE (9C1, 1C1)												
1.9 TDI (77 kW)	07.05 -	MT			24658	Boot Kit	L			gs		L:114/Ø1=18/Ø2=100/with cap
		MT			26101	Boot Kit	R			gs		L:116/Ø1=35/Ø2=100/with cap
2.0 (85 kW)	01.98 -	MT/AT			20340	Joint Kit			ws		27	A:36/F:30/DF:23.45/O:53/X
		MT/AT			26214	Boot Kit			ws			L:80/Ø1=22/Ø2=83
		MT		Ch.-No. - 9C2640322, - 04.02, TPE boot	24664	Boot Kit	L			gs		L:110/Ø1=27/Ø2=100/with cap
		MT		Ch.-No. 9C2640323 -, 05.02 -, TPE boot	23268	Boot Kit	L			gs		L:110/Ø1=27/Ø2=100/with cap
		MT			26101	Boot Kit	R			gs		L:116/Ø1=35/Ø2=100/with cap
		AT		engine AEG	24367	Boot Kit				gs		L:88/Ø1=21/Ø2=82
		AT		TPE boot	23275	Boot Kit				gs		L:104/Ø1=27/Ø2=71
2.3 V5 (125 kW)	10.00 -	MT			20340	Joint Kit			ws		27	A:36/F:30/DF:23.45/O:53/X
		MT			26214	Boot Kit			ws			L:80/Ø1=22/Ø2=83
		MT			23175	Boot Kit				gs		L:113/Ø1=21/Ø2=68
NEW BEETLE CONVERTIBLE (1Y7)												
1.4 (55 kW)	01.03 -	MT			24749	Joint Kit				gs	29	G:33/Z/Ø Joint:94
		MT		TPE boot, Ch.-No. 1Y3325914 -, 06.03 -	24662	Boot Kit				gs		L:108/Ø1=27/Ø2=94/with cap
1.6 (75 kW)	01.03 -	MT		TPE boot	23268	Boot Kit	L			gs		L:110/Ø1=27/Ø2=100/with cap
		MT			26101	Boot Kit	R			gs		L:116/Ø1=35/Ø2=100/with cap
1.8 T (110 kW)	01.03 -	MT		TPE boot	23275	Boot Kit				gs		L:104/Ø1=27/Ø2=71
2.0 (85 kW)	09.02 -	MT		Ch.-No. - 1Y3011087, - 01.03, TPE boot	24664	Boot Kit	L			gs		L:110/Ø1=27/Ø2=100/with cap
		MT		Ch.-No. 1Y3011088 -, 02.03 -, TPE boot	23268	Boot Kit	L			gs		L:110/Ø1=27/Ø2=100/with cap
		MT			26101	Boot Kit	R			gs		L:116/Ø1=35/Ø2=100/with cap
1.9 TDI (74 kW)	06.03 -	MT			23206	Boot Kit	L			gs		L:90/Ø1=21/Ø2=99
		MT			26101	Boot Kit	R			gs		L:116/Ø1=35/Ø2=100/with cap
1.9 TDI (77 kW)	07.05 -	MT			24658	Boot Kit	L			gs		L:114/Ø1=18/Ø2=100/with cap
		MT			26101	Boot Kit	R			gs		L:116/Ø1=35/Ø2=100/with cap
PARATI (BRAZIL)												
1.5	01.83 - 12.86				20257	Joint Kit			ws		27	A:22/F:30/Z
		MT			26005	Boot Kit			ws			L:84/Ø1=20/Ø2=76
1.6	06.81 -	MT		- 12.86	20257	Joint Kit			ws		27	A:22/F:30/Z
		MT		engine AE, 01.87 -	20260	Joint Kit			ws		27	A:22/F:30/X
		MT		engine AE, 01.87 -	22773	Joint			ws		34	A:22/F:30/X
		MT		- 12.86	26005	Boot Kit			ws			L:84/Ø1=20/Ø2=76
		MT		engine AE, 01.87 -	26005	Boot Kit			ws			L:84/Ø1=20/Ø2=76
PASSAT (32)												
1.3 (40/44 kW)	05.73 - 07.80	MT			20258	Joint Kit				gs	29	G:33/Ø Joint:94.1
		MT			26005	Boot Kit			ws			L:84/Ø1=20/Ø2=76
		MT			26062	Boot Kit				gs		L:100/Ø1=21/Ø2=94/with cap
1.5 (55/63 kW)	07.73 - 12.75	MT/AT			20257	Joint Kit			ws		27	A:22/F:30/Z
		MT/AT			20258	Joint Kit				gs	29	G:33/Ø Joint:94.1
		MT/AT			26005	Boot Kit			ws			L:84/Ø1=20/Ø2=76

		MT/AT			<b>26062</b>	Boot Kit				gs		L:100/Ø1=21/Ø2=94/with cap
1.6 (63 kW)	08.75 - 07.80	MT/AT			<b>20257</b>	Joint Kit			ws		27	A:22/F:30/Z
		MT/AT			<b>20258</b>	Joint Kit				gs	29	G:33/Ø Joint:94.1
		MT/AT			<b>26005</b>	Boot Kit			ws			L:84/Ø1=20/Ø2=76
		MT/AT			<b>26062</b>	Boot Kit				gs		L:100/Ø1=21/Ø2=94/with cap
<b>PASSAT VARIANT (33)</b>												
1.3 (40/44 kW)	05.73 - 07.80	MT			<b>20257</b>	Joint Kit			ws		27	A:22/F:30/Z
		MT			<b>20258</b>	Joint Kit				gs	29	G:33/Ø Joint:94.1
		MT			<b>26005</b>	Boot Kit			ws			L:84/Ø1=20/Ø2=76
		MT			<b>26062</b>	Boot Kit				gs		L:100/Ø1=21/Ø2=94/with cap
1.5 (55/63 kW)	10.73 - 12.75	MT/AT			<b>20257</b>	Joint Kit			ws		27	A:22/F:30/Z
		MT/AT			<b>20258</b>	Joint Kit				gs	29	G:33/Ø Joint:94.1
		MT/AT			<b>26005</b>	Boot Kit			ws			L:84/Ø1=20/Ø2=76
		MT/AT			<b>26062</b>	Boot Kit				gs		L:100/Ø1=21/Ø2=94/with cap
1.6 (55/63 kW)	08.75 - 07.80	MT/AT			<b>20257</b>	Joint Kit			ws		27	A:22/F:30/Z
		MT/AT			<b>20258</b>	Joint Kit				gs	29	G:33/Ø Joint:94.1
		MT/AT			<b>26005</b>	Boot Kit			ws			L:84/Ø1=20/Ø2=76
		MT/AT			<b>26062</b>	Boot Kit				gs		L:100/Ø1=21/Ø2=94/with cap
<b>PASSAT (32B)</b>												
1.3 (40/44 kW)	08.80 - 07.86	MT		Ch.-No. 32-B-000001 -	<b>20259</b>	Driveshaft	L/R				1	L:625/A:22
		MT			<b>20260</b>	Joint Kit			ws		27	A:22/F:30/X
		MT			<b>20258</b>	Joint Kit				gs	29	G:33/Ø Joint:94.1
		MT			<b>26005</b>	Boot Kit			ws			L:84/Ø1=20/Ø2=76
		MT		TPE boot	<b>26252</b>	Boot Kit			ws			L:109/Ø1=26/Ø2=75
		MT			<b>26062</b>	Boot Kit				gs		L:100/Ø1=21/Ø2=94/with cap
1.6 (51-63 kW)	08.80 - 03.88	MT			<b>20259</b>	Driveshaft	L/R				1	L:625/A:22
		MT/AT			<b>20260</b>	Joint Kit			ws		27	A:22/F:30/X
		MT/AT			<b>20258</b>	Joint Kit				gs	29	G:33/Ø Joint:94.1
		MT/AT			<b>26005</b>	Boot Kit			ws			L:84/Ø1=20/Ø2=76
		MT/AT		TPE boot	<b>26252</b>	Boot Kit			ws			L:109/Ø1=26/Ø2=75
		MT/AT			<b>26062</b>	Boot Kit				gs		L:100/Ø1=21/Ø2=94/with cap
1.6 D (40 kW)	08.80 - 03.88	MT			<b>20259</b>	Driveshaft	L/R				1	L:625/A:22
		MT/AT			<b>20260</b>	Joint Kit			ws		27	A:22/F:30/X
		MT/AT			<b>20258</b>	Joint Kit				gs	29	G:33/Ø Joint:94.1
		MT/AT			<b>26005</b>	Boot Kit			ws			L:84/Ø1=20/Ø2=76
		MT/AT		TPE boot	<b>26252</b>	Boot Kit			ws			L:109/Ø1=26/Ø2=75
		MT/AT			<b>26062</b>	Boot Kit				gs		L:100/Ø1=21/Ø2=94/with cap
1.6 TD (51 kW)	04.82 - 03.88	MT			<b>20259</b>	Driveshaft	L/R				1	L:625/A:22
		MT/AT			<b>20260</b>	Joint Kit			ws		27	A:22/F:30/X
		MT/AT			<b>20258</b>	Joint Kit				gs	29	G:33/Ø Joint:94.1
		MT/AT			<b>26005</b>	Boot Kit			ws			L:84/Ø1=20/Ø2=76
		MT/AT		TPE boot	<b>26252</b>	Boot Kit			ws			L:109/Ø1=26/Ø2=75
		MT/AT			<b>26062</b>	Boot Kit				gs		L:100/Ø1=21/Ø2=94/with cap
1.8 (64/66 kW)	01.83 - 03.88	MT			<b>20259</b>	Driveshaft	L/R				1	L:625/A:22
		MT/AT			<b>20260</b>	Joint Kit			ws		27	A:22/F:30/X
		MT/AT			<b>20258</b>	Joint Kit				gs	29	G:33/Ø Joint:94.1
		MT/AT			<b>26005</b>	Boot Kit			ws			L:84/Ø1=20/Ø2=76
		MT/AT		TPE boot	<b>26252</b>	Boot Kit			ws			L:109/Ø1=26/Ø2=75
		MT/AT			<b>26062</b>	Boot Kit				gs		L:100/Ø1=21/Ø2=94/with cap
1.8 (82 kW)	12.83 - 03.88	MT/AT			<b>23544</b>	Driveshaft	L				1	L:552.5/A:22

		Transm.	with ABS Ring		Part-No.	Description	L	F	Wheel Side	Gear Box Side	Pic. No.	Technical Specification  Further details on page I
		MT Manual AT Autom.					Left R Right	Front R Rear				

( VOLKSWAGEN )

( VOLKSWAGEN )

PASSAT (32B)													
1.8 (82 kW)	12.83 - 03.88	MT/AT			23547	Driveshaft	R				1	L:784.5/A:22	
		MT/AT			23548	Joint Kit			ws		27	A:22/F:30/X	
		MT/AT			22497	Joint Kit	L			gs		29	G:33/Ø Joint:100
		MT/AT			22498	Joint Kit	R			gs		29	G:33/Ø Joint:100
		MT/AT			22554	Boot Kit				ws			L:102/Ø1=22/Ø2=83
		MT/AT			23514	Boot Kit	L			gs			L:111/Ø1=22/Ø2=100/with cap
		MT/AT			26101	Boot Kit	R		gs			L:116/Ø1=35/Ø2=100/with cap	
1.9 (85 kW)	01.81 - 07.83	MT		Ch.-No. 32-D-092501 -	22473	Driveshaft	L				1	L:641/A:22	
		MT		Ch.-No. - 32-D-092500	20264	Driveshaft	R				1	L:593/A:22	
		MT/AT		Ch.-No. - 32-D-092500	20260	Joint Kit			ws			27	A:22/F:30/X
		MT/AT		Ch.-No. 32-D-092501 -	22458	Joint Kit			ws			27	A:22/F:30/X
		MT		Ch.-No. - 32-D-092500	20258	Joint Kit				gs		29	G:33/Ø Joint:94.1
		MT		Ch.-No. 32-D-092501 -	20289	Joint Kit				gs		29	G:33
		AT		Ch.-No. - 32-D-092500	22405	Joint Kit				gs		29	
		AT		Ch.-No. 32-D-092501 -	20289	Joint Kit	L			gs		29	G:33
		AT		Ch.-No. 32-D-092501 -	22497	Joint Kit	R			gs		29	G:33/Ø Joint:100
		MT/AT		Ch.-No. - 32-D-092500	26005	Boot Kit				ws			L:84/Ø1=20/Ø2=76
		MT/AT		Ch.-No. - 32-D-092500, TPE boot	26252	Boot Kit				ws			L:109/Ø1=26/Ø2=75
		MT/AT		Ch.-No. 32-D-092501 -	26037	Boot Kit				ws			L:83/Ø1=22/Ø2=84
		MT		Ch.-No. - 32-D-092500	26062	Boot Kit					gs		L:100/Ø1=21/Ø2=94/with cap
		MT		Ch.-No. 32-D-092501 -	26103	Boot Kit					gs		L:118/Ø1=28/Ø2=100/with cap
AT		Ch.-No. - 32-D-092500	26053	Boot Kit					gs		L:100/Ø1=21/Ø2=94/with cap		
AT		Ch.-No. 32-D-092501 -	26103	Boot Kit	L				gs		L:118/Ø1=28/Ø2=100/with cap		
AT		Ch.-No. 32-D-092501 -	23514	Boot Kit	R				gs		L:111/Ø1=22/Ø2=100/with cap		
2.0 (85 kW)	08.83 - 03.88	MT			20264	Driveshaft	R				1	L:593/A:22	
		MT			20260	Joint Kit			ws			27	A:22/F:30/X
		AT			22458	Joint Kit			ws			27	A:22/F:30/X
		MT			20258	Joint Kit				gs		29	G:33/Ø Joint:94.1
		AT			20289	Joint Kit	L			gs		29	G:33
		AT			22497	Joint Kit	R			gs		29	G:33/Ø Joint:100
		MT			26005	Boot Kit				ws			L:84/Ø1=20/Ø2=76
		MT		TPE boot	26252	Boot Kit				ws			L:109/Ø1=26/Ø2=75
		AT			26037	Boot Kit				ws			L:83/Ø1=22/Ø2=84
		MT			26062	Boot Kit					gs		L:100/Ø1=21/Ø2=94/with cap
		AT			26103	Boot Kit	L				gs		L:118/Ø1=28/Ø2=100/with cap
AT			23514	Boot Kit	R				gs		L:111/Ø1=22/Ø2=100/with cap		
2.2 (85 kW)	01.85 - 03.88	MT			22473	Driveshaft	L				1	L:641/A:22	
		MT/AT			22458	Joint Kit			ws			27	A:22/F:30/X
		MT			20289	Joint Kit				gs		29	G:33
		AT			20289	Joint Kit	L			gs		29	G:33
		AT			22497	Joint Kit	R			gs		29	G:33/Ø Joint:100

		MT/AT			<b>26037</b>	Boot Kit			ws			L:83/Ø1=22/Ø2=84
		MT			<b>26103</b>	Boot Kit				gs		L:118/Ø1=28/Ø2=100/with cap
		AT			<b>26103</b>	Boot Kit	L			gs		L:118/Ø1=28/Ø2=100/with cap
		AT			<b>23514</b>	Boot Kit	R			gs		L:111/Ø1=22/Ø2=100/with cap
2.2 (100 kW)	01.85 - 03.88	MT			<b>20292</b>	Driveshaft	L				1	L:641/A:22
		MT			<b>20294</b>	Joint Kit			ws		27	A:22/F:25
		MT			<b>20273</b>	Joint Kit				gs	29	G:28
		MT			<b>26007</b>	Boot Kit			ws			L:80/Ø1=22/Ø2=83
		MT			<b>26109</b>	Boot Kit				gs		L:124/Ø1=24/Ø2=108/with cap
<b>PASSAT VARIANT (32B)</b>												
1.3 (40/44 kW)	08.80 - 07.86	MT			<b>20259</b>	Driveshaft	L/R				1	L:625/A:22
		MT			<b>20260</b>	Joint Kit			ws		27	A:22/F:30/X
		MT			<b>20258</b>	Joint Kit				gs	29	G:33/Ø Joint:94.1
		MT			<b>26005</b>	Boot Kit			ws			L:84/Ø1=20/Ø2=76
		MT	TPE boot		<b>26252</b>	Boot Kit			ws			L:109/Ø1=26/Ø2=75
		MT			<b>26062</b>	Boot Kit				gs		L:100/Ø1=21/Ø2=94/with cap
1.6 (51-63 kW)	08.80 - 03.88	MT			<b>20259</b>	Driveshaft	L/R				1	L:625/A:22
		MT/AT			<b>20260</b>	Joint Kit			ws		27	A:22/F:30/X
		MT/AT			<b>20258</b>	Joint Kit				gs	29	G:33/Ø Joint:94.1
		MT/AT			<b>26005</b>	Boot Kit			ws			L:84/Ø1=20/Ø2=76
		MT/AT	TPE boot		<b>26252</b>	Boot Kit			ws			L:109/Ø1=26/Ø2=75
		MT/AT			<b>26062</b>	Boot Kit				gs		L:100/Ø1=21/Ø2=94/with cap
1.6 D (40 kW)	08.80 - 03.88	MT			<b>20259</b>	Driveshaft	L/R				1	L:625/A:22
		MT/AT			<b>20260</b>	Joint Kit			ws		27	A:22/F:30/X
		MT/AT			<b>20258</b>	Joint Kit				gs	29	G:33/Ø Joint:94.1
		MT/AT			<b>26005</b>	Boot Kit			ws			L:84/Ø1=20/Ø2=76
		MT/AT	TPE boot		<b>26252</b>	Boot Kit			ws			L:109/Ø1=26/Ø2=75
		MT/AT			<b>26062</b>	Boot Kit				gs		L:100/Ø1=21/Ø2=94/with cap
1.6 TD (51 kW)	04.82 - 03.88	MT			<b>20259</b>	Driveshaft	L/R				1	L:625/A:22
		MT/AT			<b>20260</b>	Joint Kit			ws		27	A:22/F:30/X
		MT/AT			<b>20258</b>	Joint Kit				gs	29	G:33/Ø Joint:94.1
		MT/AT			<b>26005</b>	Boot Kit			ws			L:84/Ø1=20/Ø2=76
		MT/AT	TPE boot		<b>26252</b>	Boot Kit			ws			L:109/Ø1=26/Ø2=75
		MT/AT			<b>26062</b>	Boot Kit				gs		L:100/Ø1=21/Ø2=94/with cap
1.8 (64/66 kW)	01.83 - 03.88	MT			<b>20259</b>	Driveshaft	L/R				1	L:625/A:22
		MT/AT			<b>20260</b>	Joint Kit			ws		27	A:22/F:30/X
		MT/AT			<b>20258</b>	Joint Kit				gs	29	G:33/Ø Joint:94.1
		MT/AT			<b>26005</b>	Boot Kit			ws			L:84/Ø1=20/Ø2=76
		MT/AT	TPE boot		<b>26252</b>	Boot Kit			ws			L:109/Ø1=26/Ø2=75
		MT/AT			<b>26062</b>	Boot Kit				gs		L:100/Ø1=21/Ø2=94/with cap
1.8 Syncro (66 kW)	01.86 - 03.88	MT		Ch.-No. 33-F-000 001 - 33-J-299 999	<b>22473</b>	Driveshaft	L	F			1	L:641/A:22
		MT		Ch.-No. 33-F-000 001 - 33-H-086 636	<b>20259</b>	Driveshaft	L/R	R			1	L:625/A:22
		MT		Ch.-No. 33-H-086 637 - 33-J-299 999	<b>20288</b>	Driveshaft	L/R	R			1	L:623/A:22
		MT		Ch.-No. 33-F-000 001 - 33-J-299 999	<b>22458</b>	Joint Kit		F	ws		27	A:22/F:30/X
		MT		Ch.-No. 33-F-000 001 - 33-H-086 636	<b>20260</b>	Joint Kit		R	ws		27	A:22/F:30/X
		MT		Ch.-No. 33-H-086 637 - 33-J-299 999	<b>22458</b>	Joint Kit		R	ws		27	A:22/F:30/X
		MT		Ch.-No. 33-F-000 001 - 33-J-299 999	<b>20289</b>	Joint Kit		F		gs	29	G:33
		MT		Ch.-No. 33-F-000 001 - 33-H-086 636	<b>20258</b>	Joint Kit		R		gs	29	G:33/Ø Joint:94.1
		MT		Ch.-No. 33-H-086 637 - 33-J-299 999	<b>20289</b>	Joint Kit		R		gs	29	G:33
		MT		Ch.-No. 33-F-000 001 - 33-J-299 999	<b>26037</b>	Boot Kit		F	ws			L:83/Ø1=22/Ø2=84
		MT		Ch.-No. 33-F-000 001 - 33-H-086 636	<b>26005</b>	Boot Kit		R	ws			L:84/Ø1=20/Ø2=76

		Transm. <b>MT</b> Manual <b>AT</b> Autom.	with ABS Ring		<b>Part-No.</b>	<b>Description</b>	<b>L</b> Left <b>R</b> Right	<b>F</b> Front <b>R</b> Rear	<b>Wheel</b> <b>Side</b>	<b>Gear</b> <b>Box</b> <b>Side</b>	<b>Pic.</b> <b>No.</b>	<b>Technical Specification</b>  Further details on page I
---	---	---	---------------------	--	-----------------	--------------------	---------------------------------------	---------------------------------------	-----------------------------	--	---------------------------	---

( VOLKSWAGEN )

( VOLKSWAGEN )

PASSAT VARIANT (32B)												
1.8 Syncro (66 kW)	01.86 - 03.88	MT	Ch.-No. 33-F-000 001 - 33-H-086 636, TPE boot	<b>26252</b>	Boot Kit		R	ws			1	L:109/Ø1=26/Ø2=75
		MT	Ch.-No. 33-H-086 637 - 33-J-299 999	<b>26037</b>	Boot Kit		R	ws			1	L:83/Ø1=22/Ø2=84
		MT	Ch.-No. 33-F-000 001 - 33-J-299 999	<b>26103</b>	Boot Kit		F		gs		27	L:118/Ø1=28/Ø2=100/with cap
		MT	Ch.-No. 33-F-000 001 - 33-H-086 636	<b>26062</b>	Boot Kit		R		gs		29	L:100/Ø1=21/Ø2=94/with cap
		MT	Ch.-No. 33-H-086 637 - 33-J-299 999	<b>26103</b>	Boot Kit		R		gs		29	L:118/Ø1=28/Ø2=100/with cap
1.9 (85 kW)	01.81 - 07.83	MT	Ch.-No. 32-D-092501 -	<b>22473</b>	Driveshaft	L					1	L:641/A:22
		MT	Ch.-No. - 32-D-092500	<b>20264</b>	Driveshaft	R					1	L:593/A:22
		MT/AT	Ch.-No. - 32-D-092500	<b>20260</b>	Joint Kit				ws		27	A:22/F:30/X
		MT/AT	Ch.-No. 32-D-092501 -	<b>22458</b>	Joint Kit				ws		27	A:22/F:30/X
		MT	Ch.-No. - 32-D-092500	<b>20258</b>	Joint Kit					gs	29	G:33/Ø Joint:94.1
		MT	Ch.-No. 32-D-092501 -	<b>20289</b>	Joint Kit					gs	29	G:33
		AT	Ch.-No. - 32-D-092500	<b>22405</b>	Joint Kit					gs	29	
		AT	Ch.-No. 32-D-092501 -	<b>20289</b>	Joint Kit	L				gs	29	G:33
		AT	Ch.-No. 32-D-092501 -	<b>22497</b>	Joint Kit	R				gs	29	G:33/Ø Joint:100
		MT/AT	Ch.-No. - 32-D-092500	<b>26005</b>	Boot Kit				ws			L:84/Ø1=20/Ø2=76
		MT/AT	Ch.-No. - 32-D-092500, TPE boot	<b>26252</b>	Boot Kit				ws			L:109/Ø1=26/Ø2=75
		MT/AT	Ch.-No. 32-D-092501 -	<b>26037</b>	Boot Kit				ws			L:83/Ø1=22/Ø2=84
		MT	Ch.-No. - 32-D-092500	<b>26062</b>	Boot Kit					gs		L:100/Ø1=21/Ø2=94/with cap
		MT	Ch.-No. 32-D-092501 -	<b>26103</b>	Boot Kit					gs		L:118/Ø1=28/Ø2=100/with cap
		AT	Ch.-No. - 32-D-092500	<b>26053</b>	Boot Kit					gs		L:100/Ø1=21/Ø2=94/with cap
AT	Ch.-No. 32-D-092501 -	<b>26103</b>	Boot Kit	L				gs		L:118/Ø1=28/Ø2=100/with cap		
AT	Ch.-No. 32-D-092501 -	<b>23514</b>	Boot Kit	R				gs		L:111/Ø1=22/Ø2=100/with cap		
2.0 (85 kW)	08.83 - 03.88	MT		<b>20264</b>	Driveshaft	R					1	L:593/A:22
		MT		<b>20260</b>	Joint Kit			ws			27	A:22/F:30/X
		AT		<b>22458</b>	Joint Kit			ws			27	A:22/F:30/X
		MT		<b>20258</b>	Joint Kit				gs		29	G:33/Ø Joint:94.1
		AT		<b>20289</b>	Joint Kit	L			gs		29	G:33
		AT		<b>22497</b>	Joint Kit	R			gs		29	G:33/Ø Joint:100
		MT		<b>26005</b>	Boot Kit			ws				L:84/Ø1=20/Ø2=76
		MT	TPE boot	<b>26252</b>	Boot Kit			ws				L:109/Ø1=26/Ø2=75
		AT		<b>26037</b>	Boot Kit			ws				L:83/Ø1=22/Ø2=84
		MT		<b>26062</b>	Boot Kit					gs		L:100/Ø1=21/Ø2=94/with cap
		AT		<b>26103</b>	Boot Kit	L				gs		L:118/Ø1=28/Ø2=100/with cap
AT		<b>23514</b>	Boot Kit	R				gs		L:111/Ø1=22/Ø2=100/with cap		
2.0 Syncro (85 kW)	05.84 - 03.88	MT	Ch.-No. 33-F-000 001 - 33-J-299 999	<b>22473</b>	Driveshaft	L	F				1	L:641/A:22
		MT	Ch.-No. 33-F-000 001 - 33-H-086 636	<b>20259</b>	Driveshaft	L/R	R				1	L:625/A:22
		MT	Ch.-No. 33-H-086 637 - 33-J-299 999	<b>20288</b>	Driveshaft	L/R	R				1	L:623/A:22
		MT	Ch.-No. 33-F-000 001 - 33-J-299 999	<b>22458</b>	Joint Kit		F	ws			27	A:22/F:30/X
		MT	Ch.-No. 33-F-000 001 - 33-H-086 636	<b>20260</b>	Joint Kit		R	ws			27	A:22/F:30/X
		MT	Ch.-No. 33-H-086 637 - 33-J-299 999	<b>22458</b>	Joint Kit		R	ws			27	A:22/F:30/X
		MT	Ch.-No. 33-F-000 001 - 33-J-299 999	<b>20289</b>	Joint Kit		F		gs		29	G:33

		MT		Ch.-No. 33-F-000 001 - 33-H-086 636	20258	Joint Kit		R		gs	29	G:33/Ø Joint:94.1
		MT		Ch.-No. 33-H-086 637 - 33-J-299 999	20289	Joint Kit		R		gs	29	G:33
		MT		Ch.-No. 33-F-000 001 - 33-J-299 999	26037	Boot Kit		F	ws			L:83/Ø1=22/Ø2=84
		MT		Ch.-No. 33-F-000 001 - 33-H-086 636	26005	Boot Kit		R	ws			L:84/Ø1=20/Ø2=76
		MT		Ch.-No. 33-F-000 001 - 33-H-086 636, TPE boot	26252	Boot Kit		R	ws			L:109/Ø1=26/Ø2=75
		MT		Ch.-No. 33-H-086 637 - 33-J-299 999	26037	Boot Kit		R	ws			L:83/Ø1=22/Ø2=84
		MT		Ch.-No. 33-F-000 001 - 33-J-299 999	26103	Boot Kit		F		gs		L:118/Ø1=28/Ø2=100/with cap
		MT		Ch.-No. 33-F-000 001 - 33-H-086 636	26062	Boot Kit		R		gs		L:100/Ø1=21/Ø2=94/with cap
		MT		Ch.-No. 33-H-086 637 - 33-J-299 999	26103	Boot Kit		R		gs		L:118/Ø1=28/Ø2=100/with cap
2.2 (85 kW)	08.85 - 03.88	MT			22473	Driveshaft	L				1	L:641/A:22
		MT/AT			22458	Joint Kit			ws		27	A:22/F:30/X
		MT			20289	Joint Kit				gs	29	G:33
		AT			20289	Joint Kit	L			gs	29	G:33
		AT			22497	Joint Kit	R			gs	29	G:33/Ø Joint:100
		MT/AT			26037	Boot Kit			ws			L:83/Ø1=22/Ø2=84
		MT			26103	Boot Kit				gs		L:118/Ø1=28/Ø2=100/with cap
		AT			26103	Boot Kit	L			gs		L:118/Ø1=28/Ø2=100/with cap
		AT			23514	Boot Kit	R			gs		L:111/Ø1=22/Ø2=100/with cap
2.2 (100 kW)	01.85 - 03.88	MT			20292	Driveshaft	L				1	L:641/A:22
		MT			20294	Joint Kit			ws		27	A:22/F:25
		MT			20273	Joint Kit				gs	29	G:28
		MT			26007	Boot Kit			ws			L:80/Ø1=22/Ø2=83
		MT			26109	Boot Kit				gs		L:124/Ø1=24/Ø2=108/with cap
2.2 Syncro (88 kW)	08.85 - 03.88	MT		Ch.-No. 33-F-000 001 - 33-J-299 999	22473	Driveshaft	L	F			1	L:641/A:22
		MT		Ch.-No. 33-F-000 001 - 33-H-086 636	20259	Driveshaft	L/R	R			1	L:625/A:22
		MT		Ch.-No. 33-H-086 637 - 33-J-299 999	20288	Driveshaft	L/R	R			1	L:623/A:22
		MT		Ch.-No. 33-F-000 001 - 33-J-299 999	22458	Joint Kit		F	ws		27	A:22/F:30/X
		MT		Ch.-No. 33-F-000 001 - 33-H-086 636	20260	Joint Kit		R	ws		27	A:22/F:30/X
		MT		Ch.-No. 33-H-086 637 - 33-J-299 999	22458	Joint Kit		R	ws		27	A:22/F:30/X
		MT		Ch.-No. 33-F-000 001 - 33-J-299 999	20289	Joint Kit		F		gs	29	G:33
		MT		Ch.-No. 33-F-000 001 - 33-H-086 636	20258	Joint Kit		R		gs	29	G:33/Ø Joint:94.1
		MT		Ch.-No. 33-H-086 637 - 33-J-299 999	20289	Joint Kit		R		gs	29	G:33
		MT		Ch.-No. 33-F-000 001 - 33-J-299 999	26037	Boot Kit		F	ws			L:83/Ø1=22/Ø2=84
		MT		Ch.-No. 33-F-000 001 - 33-H-086 636	26005	Boot Kit		R	ws			L:84/Ø1=20/Ø2=76
		MT		Ch.-No. 33-F-000 001 - 33-H-086 636, TPE boot	26252	Boot Kit		R	ws			L:109/Ø1=26/Ø2=75
		MT		Ch.-No. 33-H-086 637 - 33-J-299 999	26037	Boot Kit		R	ws			L:83/Ø1=22/Ø2=84
		MT		Ch.-No. 33-F-000 001 - 33-J-299 999	26103	Boot Kit		F		gs		L:118/Ø1=28/Ø2=100/with cap
		MT		Ch.-No. 33-F-000 001 - 33-H-086 636	26062	Boot Kit		R		gs		L:100/Ø1=21/Ø2=94/with cap
		MT		Ch.-No. 33-H-086 637 - 33-J-299 999	26103	Boot Kit		R		gs		L:118/Ø1=28/Ø2=100/with cap
<b>PASSAT (3A2, 35I)</b>												
1.6 (53/55 kW)	02.88 - 09.91	MT			23542	Driveshaft	L				1	L:559.5/A:22
		MT			23543	Driveshaft	R				1	L:792.5/A:22
		MT			22461	Joint Kit			ws		27	A:22/F:30
		MT		TPE boot	22669	Joint Kit			ws		27	A:22/F:30
		MT			20258	Joint Kit				gs	29	G:33/Ø Joint:94.1
		MT			26005	Boot Kit			ws			L:84/Ø1=20/Ø2=76
		MT		TPE boot	26252	Boot Kit			ws			L:109/Ø1=26/Ø2=75
		MT			26062	Boot Kit				gs		L:100/Ø1=21/Ø2=94/with cap
1.6 (74 kW)	10.94 - 08.96	MT			23544	Driveshaft	L				1	L:552.5/A:22
		MT			23547	Driveshaft	R				1	L:784.5/A:22
		AT			22933	Joint w. Shaft	L			gs	24	L:450/Ø Joint:100/Ø bore:8.2

		Transm. MT Manual AT Autom.	with ABS Ring		Part-No.	Description	L Left R Right	F Front R Rear	Wheel Side	Gear Box Side	Pic. No.	Technical Specification Further details on page I
---	---	---	---------------------	--	----------	-------------	-------------------------	-------------------------	---------------	---------------------	-------------	--

( VOLKSWAGEN )

( VOLKSWAGEN )

PASSAT (3A2, 35I)													
1.6 (74 kW)	10.94 - 08.96	AT			22932	Joint w. Shaft	R			gs	24	L:679	
		MT/AT			22600	Joint Kit			ws		27	A:22/F:30/X	
		MT			22497	Joint Kit	L			gs	29	G:33/Ø Joint:100	
		MT			22498	Joint Kit	R			gs	29	G:33/Ø Joint:100	
		MT/AT			26037	Boot Kit			ws				L:83/Ø1=22/Ø2=84
		MT			23514	Boot Kit	L			gs			L:111/Ø1=22/Ø2=100/with cap
		MT			26101	Boot Kit	R		gs			L:116/Ø1=35/Ø2=100/with cap	
1.6 TD (59 kW)	08.88 - 09.93	MT		Ch.-No. - 31-L-400000	23542	Driveshaft	L				1	L:559.5/A:22	
		MT		Ch.-No. 31-M-000001 -	23544	Driveshaft	L				1	L:552.5/A:22	
		MT		Ch.-No. - 31-L-400000	23543	Driveshaft	R				1	L:792.5/A:22	
		MT		Ch.-No. 31-M-000001 -	23547	Driveshaft	R				1	L:784.5/A:22	
		MT		Ch.-No. - 31-L-400000	22461	Joint Kit			ws		27	A:22/F:30	
		MT		Ch.-No. - 31-L-400000, TPE boot	22669	Joint Kit			ws		27	A:22/F:30	
		MT		Ch.-No. 31-M-000001 - 31-N-105278	23548	Joint Kit			ws		27	A:22/F:30/X	
		MT		Ch.-No. 31-N-105279 -	22600	Joint Kit			ws		27	A:22/F:30/X	
		MT		Ch.-No. - 31-L-400000	20258	Joint Kit				gs	29	G:33/Ø Joint:94.1	
		MT		Ch.-No. 31-M-000001 -	22497	Joint Kit	L			gs	29	G:33/Ø Joint:100	
		MT		Ch.-No. 31-M-000001 -	22498	Joint Kit	R			gs	29	G:33/Ø Joint:100	
		MT		Ch.-No. - 31-L-400000	26005	Boot Kit			ws				L:84/Ø1=20/Ø2=76
		MT		Ch.-No. - 31-L-400000, TPE boot	26252	Boot Kit			ws				L:109/Ø1=26/Ø2=75
		MT		Ch.-No. 31-M-000001 - 31-N-105278	22554	Boot Kit			ws				L:102/Ø1=22/Ø2=83
		MT		Ch.-No. 31-N-105279 -	26037	Boot Kit			ws				L:83/Ø1=22/Ø2=84
		MT		Ch.-No. - 31-L-400000	26062	Boot Kit				gs			L:100/Ø1=21/Ø2=94/with cap
		MT		Ch.-No. 31-M-000001 -	23514	Boot Kit	L			gs			L:111/Ø1=22/Ø2=100/with cap
		MT		Ch.-No. 31-M-000001 -	26101	Boot Kit	R			gs			L:116/Ø1=35/Ø2=100/with cap
1.8 (55/66 kW)	02.88 - 08.96	MT		Ch.-No. 31-J-000001 - 3A-V-300000	23544	Driveshaft	L				1	L:552.5/A:22	
		MT		Ch.-No. 31-J-000001 - 3A-V-300000	23547	Driveshaft	R				1	L:784.5/A:22	
		AT		Ch.-No. 3A-R-000001 - 3A-V-300000	22933	Joint w. Shaft	L			gs	24	L:450/Ø Joint:100/Ø bore:8.2	
		AT		Ch.-No. 3A-R-000001 - 3A-V-300000	22932	Joint w. Shaft	R			gs	24	L:679	
		MT		Ch.-No. 31-J-000001 - 31-N-105278	23548	Joint Kit			ws		27	A:22/F:30/X	
		MT/AT		Ch.-No. 31-N-105279 - 3A-V-300000	22600	Joint Kit			ws		27	A:22/F:30/X	
		MT		Ch.-No. 31-J-000001 - 3A-V-300000	22497	Joint Kit	L			gs	29	G:33/Ø Joint:100	
		MT		Ch.-No. 31-J-000001 - 3A-V-300000	22498	Joint Kit	R			gs	29	G:33/Ø Joint:100	
		MT		Ch.-No. 31-J-000001 - 32-N-105278	22554	Boot Kit			ws				L:102/Ø1=22/Ø2=83
		MT/AT		Ch.-No. 31-N-105279 - 3A-V-300000	26037	Boot Kit			ws				L:83/Ø1=22/Ø2=84
		MT		Ch.-No. 31-J-000001 - 3A-V-300000	23514	Boot Kit	L			gs			L:111/Ø1=22/Ø2=100/with cap
		MT		Ch.-No. 31-J-000001 - 3A-V-300000	26101	Boot Kit	R			gs			L:116/Ø1=35/Ø2=100/with cap
		AT			24367	Boot Kit				gs			L:88/Ø1=21/Ø2=82
1.8 (79/82 kW)	04.88 - 07.93	MT/AT			23544	Driveshaft	L				1	L:552.5/A:22	
		MT/AT			23547	Driveshaft	R				1	L:784.5/A:22	
		MT/AT			23548	Joint Kit			ws		27	A:22/F:30/X	



		MT/AT			22497	Joint Kit	L		gs	29	G:33/Ø Joint:100
		MT/AT			22498	Joint Kit	R		gs	29	G:33/Ø Joint:100
		MT/AT			22554	Boot Kit		ws			L:102/Ø1=22/Ø2=83
		MT/AT			23514	Boot Kit	L		gs		L:111/Ø1=22/Ø2=100/with cap
		MT/AT			26101	Boot Kit	R		gs		L:116/Ø1=35/Ø2=100/with cap
1.8 16V (100 kW)	04.88 - 12.89	MT/AT		air cond	23544	Driveshaft	L			1	L:552.5/A:22
		MT			23544	Driveshaft	L			1	L:552.5/A:22
		MT/AT			23547	Driveshaft	R			1	L:784.5/A:22
		MT/AT			23548	Joint Kit		ws		27	A:22/F:30/X
		MT/AT			22497	Joint Kit	L		gs	29	G:33/Ø Joint:100
		MT/AT			22498	Joint Kit	R		gs	29	G:33/Ø Joint:100
		MT/AT			22554	Boot Kit		ws			L:102/Ø1=22/Ø2=83
		MT/AT			23514	Boot Kit	L		gs		L:111/Ø1=22/Ø2=100/with cap
		MT/AT			26101	Boot Kit	R		gs		L:116/Ø1=35/Ø2=100/with cap
1.8 G60 Syncro (118 kW)	08.88 - 08.96	MT		Ch.-No. 31-L-000001 - 31-N-105278	23548	Joint Kit		F	ws	27	A:22/F:30/X
		MT		Ch.-No. 31-N-105279 - 31-P-300000	22600	Joint Kit		F	ws	27	A:22/F:30/X
		MT		Ch.-No. 31-L-000001 - 31-P-300000	22497	Joint Kit	L	F	gs	29	G:33/Ø Joint:100
		MT		Ch.-No. 31-L-000001 - 31-P-300000	22498	Joint Kit	R	F	gs	29	G:33/Ø Joint:100
		MT		Ch.-No. 31-L-000001 - 31-P-300000	20258	Joint Kit		R	gs	29	G:33/Ø Joint:94.1
		MT		Ch.-No. 31-L-000001 - 31-N-105278	22554	Boot Kit		F	ws		L:102/Ø1=22/Ø2=83
		MT		Ch.-No. 31-N-105279 - 31-P-300000	26037	Boot Kit		F	ws		L:83/Ø1=22/Ø2=84
		MT		Ch.-No. 31-L-000001 - 31-P-300000	26005	Boot Kit		R	ws		L:84/Ø1=20/Ø2=76
		MT		Ch.-No. 31-L-000001 - 31-P-300000	23514	Boot Kit	L	F	gs		L:111/Ø1=22/Ø2=100/with cap
		MT		Ch.-No. 31-L-000001 - 31-P-300000	26101	Boot Kit	R	F	gs		L:116/Ø1=35/Ø2=100/with cap
		MT		Ch.-No. 31-L-000001 - 31-P-300000	26062	Boot Kit		R	gs		L:100/Ø1=21/Ø2=94/with cap
1.9 D (50 kW)	05.89 - 10.93	MT			23544	Driveshaft	L			1	L:552.5/A:22
		MT			23547	Driveshaft	R			1	L:784.5/A:22
		MT		Ch.-No. - 31-N-105278	23548	Joint Kit			ws	27	A:22/F:30/X
		MT		Ch.-No. 31-N-105279 -	22600	Joint Kit			ws	27	A:22/F:30/X
		MT			22497	Joint Kit	L		gs	29	G:33/Ø Joint:100
		MT			22498	Joint Kit	R		gs	29	G:33/Ø Joint:100
		MT		Ch.-No. - 31-N-105278	22554	Boot Kit			ws		L:102/Ø1=22/Ø2=83
		MT		Ch.-No. 31-N-105279 -	26037	Boot Kit			ws		L:83/Ø1=22/Ø2=84
		MT			23514	Boot Kit	L		gs		L:111/Ø1=22/Ø2=100/with cap
		MT			26101	Boot Kit	R		gs		L:116/Ø1=35/Ø2=100/with cap
1.9 TD (55 kW)	03.91 - 08.96	MT/AT		Ch.-No. 31-K-296658 - 3A-V-300000	23544	Driveshaft	L			1	L:552.5/A:22
		MT/AT		Ch.-No. 31-K-296658 - 3A-V-300000	23547	Driveshaft	R			1	L:784.5/A:22
		AT		Ch.-No. 3A-R-000001 - 3A-V-300000	22933	Joint w. Shaft	L		gs	24	L:450/Ø Joint:100/Ø bore:8.2
		AT		Ch.-No. 3A-R-000001 - 3A-V-300000	22932	Joint w. Shaft	R		gs	24	L:679
		MT/AT		Ch.-No. 31-K-296658 - 31-N-105278	23548	Joint Kit			ws	27	A:22/F:30/X
		MT/AT		Ch.-No. 31-N-105279 - 3A-V-300000	22600	Joint Kit			ws	27	A:22/F:30/X
		MT/AT		Ch.-No. 31-K-296658 - 3A-V-300000	22497	Joint Kit	L		gs	29	G:33/Ø Joint:100
		MT/AT		Ch.-No. 31-K-296658 - 3A-V-300000	22498	Joint Kit	R		gs	29	G:33/Ø Joint:100
		MT/AT		Ch.-No. 31-K-296658 - 31-N-105278	22554	Boot Kit			ws		L:102/Ø1=22/Ø2=83
		MT/AT		Ch.-No. 31-N-105279 - 3A-V-300000	26037	Boot Kit			ws		L:83/Ø1=22/Ø2=84
		MT/AT		Ch.-No. 31-K-296658 - 3A-V-300000	23514	Boot Kit	L		gs		L:111/Ø1=22/Ø2=100/with cap
		MT/AT		Ch.-No. 31-K-296658 - 3A-V-300000	26101	Boot Kit	R		gs		L:116/Ø1=35/Ø2=100/with cap
		AT			24367	Boot Kit			gs		L:88/Ø1=21/Ø2=82
1.9 TDI (66 kW)	10.93 - 08.96	MT			23544	Driveshaft	L			1	L:552.5/A:22
		MT			23547	Driveshaft	R			1	L:784.5/A:22
		AT			22933	Joint w. Shaft	L		gs	24	L:450/Ø Joint:100/Ø bore:8.2

		Transm.	with ABS Ring		Part-No.	Description	L	F	Wheel Side	Gear Box Side	Pic. No.	Technical Specification  Further details on page I
		MT Manual AT Autom.					Left R Right	Front R Rear				

( VOLKSWAGEN )

( VOLKSWAGEN )

PASSAT (3A2, 35I)													
1.9 TDI (66 kW)	10.93 - 08.96	AT			22932	Joint w. Shaft	R			gs	24	L:679	
		MT/AT			22600	Joint Kit			ws		27	A:22/F:30/X	
		MT			22497	Joint Kit	L			gs	29	G:33/Ø Joint:100	
		MT			22498	Joint Kit	R			gs	29	G:33/Ø Joint:100	
		MT/AT			26037	Boot Kit			ws				L:83/Ø1=22/Ø2=84
		MT			23514	Boot Kit	L			gs			L:111/Ø1=22/Ø2=100/with cap
		MT			26101	Boot Kit	R			gs			L:116/Ø1=35/Ø2=100/with cap
		AT			24367	Boot Kit			gs			L:88/Ø1=21/Ø2=82	
1.9 TDI (81 kW)	03.96 - 08.96	MT/AT			20340	Joint Kit			ws		27	A:36/F:30/DF:23.45/O:53/X	
		MT			22498	Joint Kit	R			gs	29	G:33/Ø Joint:100	
		MT/AT			26214	Boot Kit			ws				L:80/Ø1=22/Ø2=83
		AT			24367	Boot Kit				gs			L:88/Ø1=21/Ø2=82
2.0 (79 kW)	03.95 - 08.96	MT			23544	Driveshaft	L				1	L:552.5/A:22	
		MT			23547	Driveshaft	R				1	L:784.5/A:22	
		AT			22933	Joint w. Shaft	L			gs	24	L:450/Ø Joint:100/Ø bore:8.2	
		AT			22932	Joint w. Shaft	R			gs	24	L:679	
		MT/AT			22600	Joint Kit			ws		27	A:22/F:30/X	
		MT			22497	Joint Kit	L			gs	29	G:33/Ø Joint:100	
		MT			22498	Joint Kit	R			gs	29	G:33/Ø Joint:100	
		MT/AT			26037	Boot Kit			ws				L:83/Ø1=22/Ø2=84
		MT			23514	Boot Kit	L			gs			L:111/Ø1=22/Ø2=100/with cap
		MT			26101	Boot Kit	R			gs			L:116/Ø1=35/Ø2=100/with cap
		AT			24367	Boot Kit			gs			L:88/Ø1=21/Ø2=82	
2.0 (85 kW)	02.90 - 08.96	MT		Ch.-No. 31-L-201814 - 3A-V-300000	23544	Driveshaft	L				1	L:552.5/A:22	
		MT		Ch.-No. 31-L-201814 - 3A-V-300000	23547	Driveshaft	R				1	L:784.5/A:22	
		AT		Ch.-No. 3A-R-000001 - 3A-V-300000	22933	Joint w. Shaft	L			gs	24	L:450/Ø Joint:100/Ø bore:8.2	
		AT		Ch.-No. 3A-R-000001 - 3A-V-300000	22932	Joint w. Shaft	R			gs	24	L:679	
		MT/AT		Ch.-No. 31-L-201814 - 31-N-105278	23548	Joint Kit			ws		27	A:22/F:30/X	
		MT/AT		Ch.-No. 31-N-105279 - 3A-V-300000	22600	Joint Kit			ws		27	A:22/F:30/X	
		MT		Ch.-No. 31-L-201814 - 3A-V-300000	22497	Joint Kit	L			gs	29	G:33/Ø Joint:100	
		MT		Ch.-No. 31-L-201814 - 3A-V-300000	22498	Joint Kit	R			gs	29	G:33/Ø Joint:100	
		MT/AT		Ch.-No. 31-L-201814 - 31-N-105278	22554	Boot Kit			ws				L:102/Ø1=22/Ø2=83
		MT/AT		Ch.-No. 31-N-105279 - 3A-V-300000	26037	Boot Kit			ws				L:83/Ø1=22/Ø2=84
		MT		Ch.-No. 31-L-201814 - 3A-V-300000	23514	Boot Kit	L			gs			L:111/Ø1=22/Ø2=100/with cap
		MT		Ch.-No. 31-L-201814 - 3A-V-300000	26101	Boot Kit	R			gs			L:116/Ø1=35/Ø2=100/with cap
		AT			24367	Boot Kit			gs			L:88/Ø1=21/Ø2=82	
2.0 16V (100 kW)	08.88 - 09.93	MT/AT			23544	Driveshaft	L				1	L:552.5/A:22	
		MT/AT			23547	Driveshaft	R				1	L:784.5/A:22	
		MT/AT		Ch.-No. - 31-N-105278	23548	Joint Kit			ws		27	A:22/F:30/X	
		MT/AT		Ch.-No. 31-N-105279 -	22600	Joint Kit			ws		27	A:22/F:30/X	
		MT/AT			22497	Joint Kit	L			gs	29	G:33/Ø Joint:100	

		MT/AT		<b>22498</b>	Joint Kit	R		gs	29	G:33/Ø Joint:100
		MT/AT	Ch.-No. - 31-N-105278	<b>22554</b>	Boot Kit		ws			L:102/Ø1=22/Ø2=83
		MT/AT	Ch.-No. 31-N-105279 -	<b>26037</b>	Boot Kit		ws			L:83/Ø1=22/Ø2=84
		MT/AT		<b>23514</b>	Boot Kit	L		gs		L:111/Ø1=22/Ø2=100/with cap
		MT/AT		<b>26101</b>	Boot Kit	R		gs		L:116/Ø1=35/Ø2=100/with cap
2.0 16V (110 kW)	01.94 - 08.96	MT		<b>20340</b>	Joint Kit		ws		27	A:36/F:30/DF:23.45/O:53/X
		MT		<b>22498</b>	Joint Kit	R		gs	29	G:33/Ø Joint:100
		MT		<b>26214</b>	Boot Kit		ws			L:80/Ø1=22/Ø2=83
2.0 Syncro (85 kW)	10.90 - 08.96	MT	Ch.-No. 31-L-000001 - 31-N-105278	<b>23548</b>	Joint Kit		F	ws	27	A:22/F:30/X
		MT	Ch.-No. 31-N-105279 - 3A-V-300000	<b>22600</b>	Joint Kit		F	ws	27	A:22/F:30/X
		MT	Ch.-No. 31-L-000001 - 3A-V-300000	<b>22497</b>	Joint Kit	L	F	gs	29	G:33/Ø Joint:100
		MT	Ch.-No. 31-L-000001 - 31-P-300000	<b>22498</b>	Joint Kit	R	F	gs	29	G:33/Ø Joint:100
		MT	Ch.-No. 3A-R-000001 - 3A-V-300000	<b>22497</b>	Joint Kit	R	F	gs	29	G:33/Ø Joint:100
		MT	Ch.-No. 31-L-000001 - 3A-V-300000	<b>20258</b>	Joint Kit		R	gs	29	G:33/Ø Joint:94.1
		MT	Ch.-No. 31-L-000001 - 31-N-105278	<b>22554</b>	Boot Kit		F	ws		L:102/Ø1=22/Ø2=83
		MT	Ch.-No. 31-N-105279 - 3A-V-300000	<b>26037</b>	Boot Kit		F	ws		L:83/Ø1=22/Ø2=84
		MT	Ch.-No. 31-L-000001 - 31-P-300000	<b>26005</b>	Boot Kit		R	ws		L:84/Ø1=20/Ø2=76
		MT	Ch.-No. 3A-R-000001 - 3A-V-300000, TPE boot	<b>26252</b>	Boot Kit		R	ws		L:109/Ø1=26/Ø2=75
		MT	Ch.-No. 31-L-000001 - 3A-V-300000	<b>23514</b>	Boot Kit	L	F	gs		L:111/Ø1=22/Ø2=100/with cap
		MT	Ch.-No. 31-L-000001 - 31-P-300000	<b>26101</b>	Boot Kit	R	F	gs		L:116/Ø1=35/Ø2=100/with cap
		MT	Ch.-No. 3A-R-000001 - 3A-V-300000	<b>23514</b>	Boot Kit	R	F	gs		L:111/Ø1=22/Ø2=100/with cap
		MT	Ch.-No. 31-L-000001 - 3A-V-300000	<b>26062</b>	Boot Kit		R	gs		L:100/Ø1=21/Ø2=94/with cap
2.8 VR6 (128 kW)	06.91 - 08.96	MT		<b>20340</b>	Joint Kit		ws		27	A:36/F:30/DF:23.45/O:53/X
		MT		<b>22498</b>	Joint Kit	R		gs	29	G:33/Ø Joint:100
		MT		<b>26214</b>	Boot Kit		ws			L:80/Ø1=22/Ø2=83
<b>PASSAT VARIANT (3A5, 35I)</b>										
1.6 (53/55 kW)	04.88 - 09.91	MT		<b>23542</b>	Driveshaft	L			1	L:559.5/A:22
		MT		<b>23543</b>	Driveshaft	R			1	L:792.5/A:22
		MT		<b>22461</b>	Joint Kit		ws		27	A:22/F:30
		MT	TPE boot	<b>22669</b>	Joint Kit		ws		27	A:22/F:30
		MT		<b>20258</b>	Joint Kit			gs	29	G:33/Ø Joint:94.1
		MT		<b>26005</b>	Boot Kit		ws			L:84/Ø1=20/Ø2=76
		MT	TPE boot	<b>26252</b>	Boot Kit		ws			L:109/Ø1=26/Ø2=75
		MT		<b>26062</b>	Boot Kit			gs		L:100/Ø1=21/Ø2=94/with cap
1.6 (74 kW)	07.94 - 12.95	MT		<b>23544</b>	Driveshaft	L			1	L:552.5/A:22
		MT		<b>23547</b>	Driveshaft	R			1	L:784.5/A:22
		AT		<b>22933</b>	Joint w. Shaft	L		gs	24	L:450/Ø Joint:100/Ø bore:8.2
		AT		<b>22932</b>	Joint w. Shaft	R		gs	24	L:679
		MT/AT		<b>22600</b>	Joint Kit		ws		27	A:22/F:30/X
		MT		<b>22497</b>	Joint Kit	L		gs	29	G:33/Ø Joint:100
		MT		<b>22498</b>	Joint Kit	R		gs	29	G:33/Ø Joint:100
		MT/AT		<b>26037</b>	Boot Kit		ws			L:83/Ø1=22/Ø2=84
		MT		<b>23514</b>	Boot Kit	L		gs		L:111/Ø1=22/Ø2=100/with cap
		MT		<b>26101</b>	Boot Kit	R		gs		L:116/Ø1=35/Ø2=100/with cap
1.6 TD (59 kW)	08.88 - 09.93	MT	Ch.-No. - 31-L-400000	<b>23542</b>	Driveshaft	L			1	L:559.5/A:22
		MT	Ch.-No. 31-M-000001 -	<b>23544</b>	Driveshaft	L			1	L:552.5/A:22
		MT	Ch.-No. - 31-L-400000	<b>23543</b>	Driveshaft	R			1	L:792.5/A:22
		MT	Ch.-No. 31-M-000001 -	<b>23547</b>	Driveshaft	R			1	L:784.5/A:22
		MT	Ch.-No. - 31-L-400000	<b>22461</b>	Joint Kit		ws		27	A:22/F:30
		MT	Ch.-No. - 31-L-400000, TPE boot	<b>22669</b>	Joint Kit		ws		27	A:22/F:30
		MT	Ch.-No. 31-M-000001 - 31-N-105278	<b>23548</b>	Joint Kit		ws		27	A:22/F:30/X

		Transm.	with ABS Ring		Part-No.	Description	L	F	Wheel Side	Gear Box Side	Pic. No.	Technical Specification  Further details on page I
		MT Manual AT Autom.					Left R	Front R				

( VOLKSWAGEN )

( VOLKSWAGEN )

PASSAT VARIANT (3A5, 35I)												
1.6 TD (59 kW)	08.88 - 09.93	MT		Ch.-No. 31-N-105279 -	22600	Joint Kit			ws		27	A:22/F:30/X
		MT		Ch.-No. - 31-L-400000	20258	Joint Kit			gs		29	G:33/Ø Joint:94.1
		MT		Ch.-No. 31-M-000001 -	22497	Joint Kit	L		gs		29	G:33/Ø Joint:100
		MT		Ch.-No. 31-M-000001 -	22498	Joint Kit	R		gs		29	G:33/Ø Joint:100
		MT		Ch.-No. - 31-L-400000	26005	Boot Kit			ws			L:84/Ø1=20/Ø2=76
		MT		Ch.-No. - 31-L-400000, TPE boot	26252	Boot Kit			ws			L:109/Ø1=26/Ø2=75
		MT		Ch.-No. 31-M-000001 - 31-N-105278	22554	Boot Kit			ws			L:102/Ø1=22/Ø2=83
		MT		Ch.-No. 31-N-105279 -	26037	Boot Kit			ws			L:83/Ø1=22/Ø2=84
		MT		Ch.-No. - 31-L-400000	26062	Boot Kit			gs			L:100/Ø1=21/Ø2=94/with cap
		MT		Ch.-No. 31-M-000001 -	23514	Boot Kit	L		gs			L:111/Ø1=22/Ø2=100/with cap
		MT		Ch.-No. 31-M-000001 -	26101	Boot Kit	R		gs			L:116/Ø1=35/Ø2=100/with cap
1.8 (55/66 kW)	02.88 - 05.97	MT		Ch.-No. 31-J-000001 - 3A-V-300000	23544	Driveshaft	L				1	L:552.5/A:22
		MT		Ch.-No. 31-J-000001 - 3A-V-300000	23547	Driveshaft	R				1	L:784.5/A:22
		AT		Ch.-No. 3A-R-000001 - 3A-V-300000	22933	Joint w. Shaft	L		gs		24	L:450/Ø Joint:100/Ø bore:8.2
		AT		Ch.-No. 3A-R-000001 - 3A-V-300000	22932	Joint w. Shaft	R		gs		24	L:679
		MT		Ch.-No. 31-J-000001 - 31-N-105278	23548	Joint Kit			ws		27	A:22/F:30/X
		MT/AT		Ch.-No. 31-N-105279 - 3A-V-300000	22600	Joint Kit			ws		27	A:22/F:30/X
		MT		Ch.-No. 31-J-000001 - 3A-V-300000	22497	Joint Kit	L		gs		29	G:33/Ø Joint:100
		MT		Ch.-No. 31-J-000001 - 3A-V-300000	22498	Joint Kit	R		gs		29	G:33/Ø Joint:100
		MT		Ch.-No. 31-J-000001 - 32-N-105278	22554	Boot Kit			ws			L:102/Ø1=22/Ø2=83
		MT/AT		Ch.-No. 31-N-105279 - 3A-V-300000	26037	Boot Kit			ws			L:83/Ø1=22/Ø2=84
		MT		Ch.-No. 31-J-000001 - 3A-V-300000	23514	Boot Kit	L		gs			L:111/Ø1=22/Ø2=100/with cap
		MT		Ch.-No. 31-J-000001 - 3A-V-300000	26101	Boot Kit	R		gs			L:116/Ø1=35/Ø2=100/with cap
		AT		Ch.-No. 31-J-000001 - 31-PE-259865	22497	Joint Kit	L		gs		29	G:33/Ø Joint:100
		AT		Ch.-No. 31-J-000001 - 31-PE-259865	22498	Joint Kit	R		gs		29	G:33/Ø Joint:100
		MT/AT		Ch.-No. 31-J-000001 - 31-N-105278	22554	Boot Kit			ws			L:102/Ø1=22/Ø2=83
		MT/AT		Ch.-No. 31-N-105279 - 3A-V-300000	26037	Boot Kit			ws			L:83/Ø1=22/Ø2=84
		MT		Ch.-No. 31-J-000001 - 3A-V-300000	23514	Boot Kit	L		gs			L:111/Ø1=22/Ø2=100/with cap
MT		Ch.-No. 31-J-000001 - 3A-V-300000	26101	Boot Kit	R		gs			L:116/Ø1=35/Ø2=100/with cap		
AT		Ch.-No. 31-J-000001 - 3A-V-300000	24367	Boot Kit			gs			L:88/Ø1=21/Ø2=82		
1.8 (79/82 kW)	04.88 - 07.92	MT/AT			23544	Driveshaft	L				1	L:552.5/A:22
		MT/AT			23547	Driveshaft	R				1	L:784.5/A:22
		MT/AT			23548	Joint Kit			ws		27	A:22/F:30/X
		MT/AT			22497	Joint Kit	L		gs		29	G:33/Ø Joint:100
		MT/AT			22498	Joint Kit	R		gs		29	G:33/Ø Joint:100
		MT/AT			22554	Boot Kit			ws			L:102/Ø1=22/Ø2=83
		MT/AT			23514	Boot Kit	L		gs			L:111/Ø1=22/Ø2=100/with cap
MT/AT			26101	Boot Kit	R		gs			L:116/Ø1=35/Ø2=100/with cap		
1.8 16V (100 kW)	04.88 - 12.89	MT/AT			23544	Driveshaft	L				1	L:552.5/A:22
		MT	air cond		23544	Driveshaft	L				1	L:552.5/A:22
		MT/AT			23547	Driveshaft	R				1	L:784.5/A:22

		MT/AT			<b>23548</b>	Joint Kit			ws		27	A:22/F:30/X
		MT/AT			<b>22497</b>	Joint Kit	L		gs		29	G:33/Ø Joint:100
		MT/AT			<b>22498</b>	Joint Kit	R		gs		29	G:33/Ø Joint:100
		MT/AT			<b>22554</b>	Boot Kit			ws			L:102/Ø1=22/Ø2=83
		MT/AT			<b>23514</b>	Boot Kit	L		gs			L:111/Ø1=22/Ø2=100/with cap
		MT/AT			<b>26101</b>	Boot Kit	R		gs			L:116/Ø1=35/Ø2=100/with cap
1.8 G60 Syncro (118 kW)	08.88 - 05.97	MT		Ch.-No. 31-L-000001 - 31-N-105278	<b>23548</b>	Joint Kit		F	ws		27	A:22/F:30/X
		MT		Ch.-No. 31-N-105279 - 31-P-300000	<b>22600</b>	Joint Kit		F	ws		27	A:22/F:30/X
		MT		Ch.-No. 31-L-000001 - 31-P-300000	<b>22497</b>	Joint Kit	L	F	gs		29	G:33/Ø Joint:100
		MT		Ch.-No. 31-L-000001 - 31-P-300000	<b>22498</b>	Joint Kit	R	F	gs		29	G:33/Ø Joint:100
		MT		Ch.-No. 31-L-000001 - 31-P-300000	<b>20258</b>	Joint Kit		R	gs		29	G:33/Ø Joint:94.1
		MT		Ch.-No. 31-L-000001 - 31-N-105278	<b>22554</b>	Boot Kit		F	ws			L:102/Ø1=22/Ø2=83
		MT		Ch.-No. 31-N-105279 - 31-P-300000	<b>26037</b>	Boot Kit		F	ws			L:83/Ø1=22/Ø2=84
		MT		Ch.-No. 31-L-000001 - 31-P-300000	<b>26005</b>	Boot Kit		R	ws			L:84/Ø1=20/Ø2=76
		MT		Ch.-No. 31-L-000001 - 31-P-300000	<b>23514</b>	Boot Kit	L	F	gs			L:111/Ø1=22/Ø2=100/with cap
		MT		Ch.-No. 31-L-000001 - 31-P-300000	<b>26101</b>	Boot Kit	R	F	gs			L:116/Ø1=35/Ø2=100/with cap
		MT		Ch.-No. 31-L-000001 - 31-P-300000	<b>26062</b>	Boot Kit		R	gs			L:100/Ø1=21/Ø2=94/with cap
1.9 D (50 kW)	05.89 - 10.93	MT			<b>23544</b>	Driveshaft	L				1	L:552.5/A:22
		MT			<b>23547</b>	Driveshaft	R				1	L:784.5/A:22
		MT		Ch.-No. - 31-N-105278	<b>23548</b>	Joint Kit			ws		27	A:22/F:30/X
		MT		Ch.-No. 31-N-105279 -	<b>22600</b>	Joint Kit			ws		27	A:22/F:30/X
		MT			<b>22497</b>	Joint Kit	L		gs		29	G:33/Ø Joint:100
		MT			<b>22498</b>	Joint Kit	R		gs		29	G:33/Ø Joint:100
		MT		Ch.-No. - 31-N-105278	<b>22554</b>	Boot Kit			ws			L:102/Ø1=22/Ø2=83
		MT		Ch.-No. 31-N-105279 -	<b>26037</b>	Boot Kit			ws			L:83/Ø1=22/Ø2=84
		MT			<b>23514</b>	Boot Kit	L		gs			L:111/Ø1=22/Ø2=100/with cap
		MT			<b>26101</b>	Boot Kit	R		gs			L:116/Ø1=35/Ø2=100/with cap
1.9 TD (55 kW)	03.91 - 05.97	MT/AT		Ch.-No. 31-K-296658 - 3A-V-300000	<b>23544</b>	Driveshaft	L				1	L:552.5/A:22
		MT/AT		Ch.-No. 31-K-296658 - 3A-V-300000	<b>23547</b>	Driveshaft	R				1	L:784.5/A:22
		AT		Ch.-No. 3A-R-000001 - 3A-V-300000	<b>22933</b>	Joint w. Shaft	L		gs		24	L:450/Ø Joint:100/Ø bore:8.2
		AT		Ch.-No. 3A-R-000001 - 3A-V-300000	<b>22932</b>	Joint w. Shaft	R		gs		24	L:679
		MT/AT		Ch.-No. 31-K-296658 - 31-N-105278	<b>23548</b>	Joint Kit			ws		27	A:22/F:30/X
		MT/AT		Ch.-No. 31-N-105279 - 3A-V-300000	<b>22600</b>	Joint Kit			ws		27	A:22/F:30/X
		MT/AT		Ch.-No. 31-K-296658 - 3A-V-300000	<b>22497</b>	Joint Kit	L		gs		29	G:33/Ø Joint:100
		MT/AT		Ch.-No. 31-K-296658 - 3A-V-300000	<b>22498</b>	Joint Kit	R		gs		29	G:33/Ø Joint:100
		MT/AT		Ch.-No. 31-K-296658 - 31-N-105278	<b>22554</b>	Boot Kit			ws			L:102/Ø1=22/Ø2=83
		MT/AT		Ch.-No. 31-N-105279 - 3A-V-300000	<b>26037</b>	Boot Kit			ws			L:83/Ø1=22/Ø2=84
		MT/AT		Ch.-No. 31-K-296658 - 3A-V-300000	<b>23514</b>	Boot Kit	L		gs			L:111/Ø1=22/Ø2=100/with cap
		MT/AT		Ch.-No. 31-K-296658 - 3A-V-300000	<b>26101</b>	Boot Kit	R		gs			L:116/Ø1=35/Ø2=100/with cap
		AT			<b>24367</b>	Boot Kit			gs			L:88/Ø1=21/Ø2=82
1.9 TDI (66 kW)	10.93 - 05.97	MT			<b>23544</b>	Driveshaft	L				1	L:552.5/A:22
		MT			<b>23547</b>	Driveshaft	R				1	L:784.5/A:22
		AT			<b>22933</b>	Joint w. Shaft	L		gs		24	L:450/Ø Joint:100/Ø bore:8.2
		AT			<b>22932</b>	Joint w. Shaft	R		gs		24	L:679
		MT/AT			<b>22600</b>	Joint Kit			ws		27	A:22/F:30/X
		MT			<b>22497</b>	Joint Kit	L		gs		29	G:33/Ø Joint:100
		MT			<b>22498</b>	Joint Kit	R		gs		29	G:33/Ø Joint:100
		MT/AT			<b>26037</b>	Boot Kit			ws			L:83/Ø1=22/Ø2=84
		MT			<b>23514</b>	Boot Kit	L		gs			L:111/Ø1=22/Ø2=100/with cap
		MT			<b>26101</b>	Boot Kit	R		gs			L:116/Ø1=35/Ø2=100/with cap
		AT			<b>24367</b>	Boot Kit			gs			L:88/Ø1=21/Ø2=82

		Transm. <b>MT</b> Manual <b>AT</b> Autom.	with ABS Ring		<b>Part-No.</b>	<b>Description</b>	<b>L</b> Left <b>R</b> Right	<b>F</b> Front <b>R</b> Rear	<b>Wheel</b> <b>Side</b>	<b>Gear</b> <b>Box</b> <b>Side</b>	<b>Pic.</b> <b>No.</b>	<b>Technical Specification</b>  Further details on page I
---	---	---	---------------------	--	-----------------	--------------------	---------------------------------------	---------------------------------------	-----------------------------	--	---------------------------	---

( VOLKSWAGEN )

( VOLKSWAGEN )

<b>PASSAT VARIANT (3A5, 35I)</b>													
1.9 TDI (81 kW)	03.96 - 05.97	MT/AT			<b>20340</b>	Joint Kit			ws		27	A:36/F:30/DF:23.45/O:53/X	
		MT			<b>22498</b>	Joint Kit	R		gs		29	G:33/Ø Joint:100	
		MT/AT			<b>26214</b>	Boot Kit			ws				L:80/Ø1=22/Ø2=83
		AT			<b>24367</b>	Boot Kit				gs			L:88/Ø1=21/Ø2=82
2.0 (79 kW)	03.95 - 08.96	MT			<b>23544</b>	Driveshaft	L				1	L:552.5/A:22	
		MT			<b>23547</b>	Driveshaft	R				1	L:784.5/A:22	
		AT			<b>22933</b>	Joint w. Shaft	L			gs		24	L:450/Ø Joint:100/Ø bore:8.2
		AT			<b>22932</b>	Joint w. Shaft	R			gs		24	L:679
		MT/AT			<b>22600</b>	Joint Kit			ws			27	A:22/F:30/X
		MT			<b>22497</b>	Joint Kit	L			gs		29	G:33/Ø Joint:100
		MT			<b>22498</b>	Joint Kit	R			gs		29	G:33/Ø Joint:100
		MT/AT			<b>26037</b>	Boot Kit			ws				L:83/Ø1=22/Ø2=84
		MT			<b>23514</b>	Boot Kit	L			gs			L:111/Ø1=22/Ø2=100/with cap
		MT			<b>26101</b>	Boot Kit	R			gs			L:116/Ø1=35/Ø2=100/with cap
AT			<b>24367</b>	Boot Kit				gs			L:88/Ø1=21/Ø2=82		
2.0 (85 kW)	02.90 - 05.97	MT		Ch.-No. 31-L-201814 - 3A-V-300000	<b>23544</b>	Driveshaft	L				1	L:552.5/A:22	
		MT		Ch.-No. 31-L-201814 - 3A-V-300000	<b>23547</b>	Driveshaft	R				1	L:784.5/A:22	
		AT		Ch.-No. 3A-R-000001 - 3A-V-300000	<b>22933</b>	Joint w. Shaft	L			gs		24	L:450/Ø Joint:100/Ø bore:8.2
		AT		Ch.-No. 3A-R-000001 - 3A-V-300000	<b>22932</b>	Joint w. Shaft	R			gs		24	L:679
		MT/AT		Ch.-No. 31-L-201814 - 31-N-105278	<b>23548</b>	Joint Kit			ws			27	A:22/F:30/X
		MT/AT		Ch.-No. 31-N-105279 - 3A-V-300000	<b>22600</b>	Joint Kit			ws			27	A:22/F:30/X
		MT		Ch.-No. 31-L-201814 - 3A-V-300000	<b>22497</b>	Joint Kit	L			gs		29	G:33/Ø Joint:100
		MT		Ch.-No. 31-L-201814 - 3A-V-300000	<b>22498</b>	Joint Kit	R			gs		29	G:33/Ø Joint:100
		MT/AT		Ch.-No. 31-L-201814 - 31-N-105278	<b>22554</b>	Boot Kit			ws				L:102/Ø1=22/Ø2=83
		MT/AT		Ch.-No. 31-N-105279 - 3A-V-300000	<b>26037</b>	Boot Kit			ws				L:83/Ø1=22/Ø2=84
		MT		Ch.-No. 31-L-201814 - 3A-V-300000	<b>23514</b>	Boot Kit	L			gs			L:111/Ø1=22/Ø2=100/with cap
		MT		Ch.-No. 31-L-201814 - 3A-V-300000	<b>26101</b>	Boot Kit	R			gs			L:116/Ø1=35/Ø2=100/with cap
AT			<b>24367</b>	Boot Kit				gs			L:88/Ø1=21/Ø2=82		
2.0 16V (100 kW)	08.88 - 09.93	MT/AT			<b>23544</b>	Driveshaft	L				1	L:552.5/A:22	
		MT/AT			<b>23547</b>	Driveshaft	R				1	L:784.5/A:22	
		MT/AT		Ch.-No. - 31-N-105278	<b>23548</b>	Joint Kit			ws			27	A:22/F:30/X
		MT/AT		Ch.-No. 31-N-105279 -	<b>22600</b>	Joint Kit			ws			27	A:22/F:30/X
		MT/AT			<b>22497</b>	Joint Kit	L			gs		29	G:33/Ø Joint:100
		MT/AT			<b>22498</b>	Joint Kit	R			gs		29	G:33/Ø Joint:100
		MT/AT		Ch.-No. - 31-N-105278	<b>22554</b>	Boot Kit			ws				L:102/Ø1=22/Ø2=83
		MT/AT		Ch.-No. 31-N-105279 -	<b>26037</b>	Boot Kit			ws				L:83/Ø1=22/Ø2=84
		MT/AT			<b>23514</b>	Boot Kit	L			gs			L:111/Ø1=22/Ø2=100/with cap
MT/AT			<b>26101</b>	Boot Kit	R			gs			L:116/Ø1=35/Ø2=100/with cap		
2.0 16V (110 kW)	01.94 - 05.97	MT			<b>20340</b>	Joint Kit			ws		27	A:36/F:30/DF:23.45/O:53/X	
		MT			<b>22498</b>	Joint Kit	R			gs	29	G:33/Ø Joint:100	
		MT			<b>26214</b>	Boot Kit			ws			L:80/Ø1=22/Ø2=83	

2.0 Syncro (85 kW)	10.90 - 05.97	MT		Ch.-No. 31-L-000001 - 31-N-105278	23548	Joint Kit		F	ws		27	A:22/F:30/X
		MT		Ch.-No. 31-N-105279 - 3A-V-300000	22600	Joint Kit		F	ws		27	A:22/F:30/X
		MT		Ch.-No. 31-L-000001 - 3A-V-300000	22497	Joint Kit	L	F		gs	29	G:33/Ø Joint:100
		MT		Ch.-No. 31-L-000001 - 31-P-300000	22498	Joint Kit	R	F		gs	29	G:33/Ø Joint:100
		MT		Ch.-No. 3A-R-000001 - 3A-V-300000	22497	Joint Kit	R	F		gs	29	G:33/Ø Joint:100
		MT		Ch.-No. 31-L-000001 - 3A-V-300000	20258	Joint Kit		R		gs	29	G:33/Ø Joint:94.1
		MT		Ch.-No. 31-L-000001 - 31-N-105278	22554	Boot Kit		F	ws			L:102/Ø1=22/Ø2=83
		MT		Ch.-No. 31-N-105279 - 3A-V-300000	26037	Boot Kit		F	ws			L:83/Ø1=22/Ø2=84
		MT		Ch.-No. 31-L-000001 - 31-P-300000	26005	Boot Kit		R	ws			L:84/Ø1=20/Ø2=76
		MT		Ch.-No. 3A-R-000001 - 3A-V-300000, TPE boot	26252	Boot Kit		R	ws			L:109/Ø1=26/Ø2=75
		MT		Ch.-No. 31-L-000001 - 3A-V-300000	23514	Boot Kit	L	F		gs		L:111/Ø1=22/Ø2=100/with cap
		MT		Ch.-No. 31-L-000001 - 31-P-300000	26101	Boot Kit	R	F		gs		L:116/Ø1=35/Ø2=100/with cap
		MT		Ch.-No. 3A-R-000001 - 3A-V-300000	23514	Boot Kit	R	F		gs		L:111/Ø1=22/Ø2=100/with cap
		MT		Ch.-No. 31-L-000001 - 3A-V-300000	26062	Boot Kit		R		gs		L:100/Ø1=21/Ø2=94/with cap
2.8 VR6 (128 kW)	06.91 - 05.97	MT			20340	Joint Kit			ws		27	A:36/F:30/DF:23.45/0:53/X
		MT			22498	Joint Kit	R			gs	29	G:33/Ø Joint:100
		MT			26214	Boot Kit			ws			L:80/Ø1=22/Ø2=83
2.9 VR6 Syncro (135 kW)	01.94 - 05.97	MT		Ch.-No. 3A-R-000001 - 3A-V-300000	20340	Joint Kit		F	ws		27	A:36/F:30/DF:23.45/0:53/X
		MT		Ch.-No. 3A-R-000001 - 3A-V-300000	20258	Joint Kit		R		gs	29	G:33/Ø Joint:94.1
		MT		Ch.-No. 3A-R-000001 - 3A-V-300000	26214	Boot Kit		F	ws			L:80/Ø1=22/Ø2=83
		MT		Ch.-No. 3A-R-000001 - 3A-V-300000, TPE boot	26252	Boot Kit		R	ws			L:109/Ø1=26/Ø2=75
		MT		Ch.-No. 3A-R-000001 - 3A-V-300000	26062	Boot Kit		R		gs		L:100/Ø1=21/Ø2=94/with cap
<b>PASSAT (3B2)</b>												
1.6 (74 kW)	10.96 - 11.00	MT	x		22683	Driveshaft	L				2	L:610.5/A:33/ABS:45
		MT	x		22682	Driveshaft	R				2	L:632.5/A:33/ABS:45
		MT/AT	x		22681	Joint Kit			ws		28	A:33/F:30/X/ABS:45
		MT			22522	Joint Kit				gs	29	G:33
		MT/AT			26165	Boot Kit			ws			L:84/Ø1=22/Ø2=82
		MT			26126	Boot Kit				gs		L:118/Ø1=24/Ø2=100/with cap
		MT/AT		engine AHL, ANA, ARM	24367	Boot Kit				gs		L:88/Ø1=21/Ø2=82
1.8 (85/92 kW)	10.96 - 11.00	MT	x		22685	Driveshaft	L				2	L:609.5/A:33/ABS:45
		MT	x		22684	Driveshaft	R				2	L:631.5/A:33/ABS:45
		MT/AT	x		22681	Joint Kit			ws		28	A:33/F:30/X/ABS:45
		MT			20273	Joint Kit				gs	29	G:28
		MT/AT			26165	Boot Kit			ws			L:84/Ø1=22/Ø2=82
		MT			26109	Boot Kit				gs		L:124/Ø1=24/Ø2=108/with cap
		MT/AT			24367	Boot Kit				gs		L:88/Ø1=21/Ø2=82
1.8 Syncro/4motion (92 kW)	10.96 - 11.00	MT/AT			26126	Boot Kit		R		gs		L:118/Ø1=24/Ø2=100/with cap
1.8 T (110 kW)	10.96 - 11.00	MT	x		22685	Driveshaft	L				2	L:609.5/A:33/ABS:45
		AT5		Ch.-No. 3B-V-000001 -	24299	Driveshaft	L				3	L:533.8/A:33
		MT	x		22684	Driveshaft	R				2	L:631.5/A:33/ABS:45
		MT/AT	x		22681	Joint Kit			ws		28	A:33/F:30/X/ABS:45
		MT			20273	Joint Kit				gs	29	G:28
		MT/AT			26165	Boot Kit			ws			L:84/Ø1=22/Ø2=82
		MT			26109	Boot Kit				gs		L:124/Ø1=24/Ø2=108/with cap
MT/AT			24367	Boot Kit				gs		L:88/Ø1=21/Ø2=82		
1.8 T Syncro (110 kW)	11.96 - 08.00	MT/AT			26126	Boot Kit		R		gs		L:118/Ø1=24/Ø2=100/with cap
1.9 TDI (66 kW)	10.96 - 11.00	MT	x		22689	Driveshaft	L				3	L:607/A:33/ABS:45
		AT	x		22679	Driveshaft	L				3	L:506/A:33/ABS:45
		MT	x		22688	Driveshaft	R				3	L:628.5/A:33/ABS:45
		AT	x		22678	Driveshaft	R				3	L:594/A:33/ABS:45

		Transm.	with ABS Ring		Part-No.	Description	L	F	Wheel Side	Gear Box Side	Pic. No.	Technical Specification  Further details on page I
		MT Manual AT Autom.					Left R Right	Front R Rear				

( VOLKSWAGEN )

( VOLKSWAGEN )

PASSAT (3B2)													
1.9 TDI (66 kW)	10.96 - 11.00	MT			22827	Joint w. Shaft	L			gs	24	L:555	
		AT			22829	Joint w. Shaft	L			gs	24	L:454.5	
		MT			22826	Joint w. Shaft	R			gs	24	L:577	
		AT			22828	Joint w. Shaft	R			gs	24	L:542.5	
		MT/AT	x		22681	Joint Kit				ws		28	A:33/F:30/X/ABS:45
1.9 TDI (74 kW)	02.00 - 11.00	MT/AT	x		21091	Joint Kit				ws		28	A:33/F:27/DF:27.51/0:53/X/ABS:45
		MT/AT			21092	Boot Kit				ws			L:92/Ø1=24/Ø2=87
		MT/AT			24367	Boot Kit				gs			L:88/Ø1=21/Ø2=82
1.9 TDI (81 kW)	10.96 - 11.00	MT	x		22687	Driveshaft	L					3	L:611/A:38/ABS:45
		MT	x		22686	Driveshaft	R					3	L:632.5/A:38/ABS:45
		MT			22825	Joint w. Shaft	L				gs	24	L:556
		AT			21190	Joint w. Shaft	L				gs	24	L:439.7
		MT			22824	Joint w. Shaft	R				gs	24	L:577.5
		AT			21191	Joint w. Shaft	R				gs	24	L:527.6
		MT/AT	x		22763	Joint Kit				ws		28	A:38/F:27/X/ABS:45
		MT/AT			26094	Boot Kit				ws			L:92.5/Ø1=24/Ø2=92
1.9 TDI Syncro/4motion (81 kW)	10.96 - 11.00	MT	x		22689	Driveshaft	L	F				3	L:607/A:33/ABS:45
		MT	x		22688	Driveshaft	R	F				3	L:628.5/A:33/ABS:45
		MT/AT		TPE boot	22938	Boot Kit			F	ws			L:112/Ø1=26/Ø2=86
		MT/AT			21614	Boot Kit			R	ws			L:83/Ø1=21/Ø2=75
		MT/AT		Ch.-No. - 3B-600000	23225	Boot Kit			F		gs		L:84/Ø1=21/Ø2=80
		MT			24367	Boot Kit			F		gs		L:88/Ø1=21/Ø2=82
1.9 TDI (85 kW)	08.98 - 11.00	MT			26126	Boot Kit						gs	L:118/Ø1=24/Ø2=100/with cap
		MT/AT	x	engine AJM	22255	Driveshaft	L					3	L:607/A:33/ABS:45
		MT/AT	x	engine ATJ	22687	Driveshaft	L					3	L:611/A:38/ABS:45
		MT/AT	x	engine AJM	22256	Driveshaft	R					3	L:628/A:33/ABS:45
		MT/AT	x	engine ATJ	22686	Driveshaft	R					3	L:632.5/A:38/ABS:45
		MT/AT	x	engine AJM	21091	Joint Kit				ws		28	A:33/F:27/DF:27.51/0:53/X/ABS:45
		MT/AT	x	engine ATJ	22763	Joint Kit				ws		28	A:38/F:27/X/ABS:45
		MT/AT		engine AJM, + screw M14x1.5	21092	Boot Kit				ws			L:92/Ø1=24/Ø2=87
1.9 TDI 4motion (85 kW)	08.99 - 11.00	MT/AT	x		26094	Boot Kit				ws			L:92.5/Ø1=24/Ø2=92
		MT/AT			24367	Boot Kit					gs		L:88/Ø1=21/Ø2=82
		MT/AT			21091	Joint Kit			F	ws		28	A:33/F:27/DF:27.51/0:53/X/ABS:45
		MT/AT			21092	Boot Kit			F	ws			L:92/Ø1=24/Ø2=87
2.3 VR5 (110 kW)	10.96 - 11.00	MT6			24367	Boot Kit					gs		L:88/Ø1=21/Ø2=82
		MT	x		22689	Driveshaft	L					3	L:607/A:33/ABS:45
		MT	x		22688	Driveshaft	R					3	L:628.5/A:33/ABS:45
		MT			22827	Joint w. Shaft	L				gs	24	L:555



		MT			22826	Joint w. Shaft	R		gs	24	L:577
		AT	x		22747	Joint Kit		ws		28	A:38/F:30/X/ABS:45
		MT	x		22681	Joint Kit		ws		28	A:33/F:30/X/ABS:45
		MT			26165	Boot Kit		ws			L:84/Ø1=22/Ø2=82
		MT/AT			24367	Boot Kit			gs		L:88/Ø1=21/Ø2=82
2.3 VR5 Syncro/4motion (110 kW)	10.97 - 11.00	MT			24367	Boot Kit	F		gs		L:88/Ø1=21/Ø2=82
		MT/AT			26126	Boot Kit	R		gs		L:118/Ø1=24/Ø2=100/with cap
2.5 TDI (110 kW)	07.98 - 11.00	MT	x		22763	Joint Kit		ws		28	A:38/F:27/X/ABS:45
		MT			26094	Boot Kit		ws			L:92.5/Ø1=24/Ø2=92
		MT/AT			24367	Boot Kit			gs		L:88/Ø1=21/Ø2=82
2.5 TDI Syncro/4motion (110 kW)	12.98 - 11.00	MT	x		22763	Joint Kit	F	ws		28	A:38/F:27/X/ABS:45
		MT			26094	Boot Kit	F	ws			L:92.5/Ø1=24/Ø2=92
		MT		Ch.-No. 3B-WE394609 -	24367	Boot Kit	F		gs		L:88/Ø1=21/Ø2=82
		AT			24367	Boot Kit	F		gs		L:88/Ø1=21/Ø2=82
2.8 V6 (132 kW)	05.97 - 09.99	MT/AT	x		22763	Joint Kit		ws		28	A:38/F:27/X/ABS:45
		MT/AT			26094	Boot Kit		ws			L:92.5/Ø1=24/Ø2=92
		MT/AT			26065	Boot Kit			gs		L:88/Ø1=21/Ø2=82
2.8 V6 (140 kW)	09.99 - 11.00	MT/AT			24367	Boot Kit			gs		L:88/Ø1=21/Ø2=82
2.8 V6 4motion (140 kW)	09.99 - 11.00	MT/AT			24367	Boot Kit	F		gs		L:88/Ø1=21/Ø2=82
		MT/AT			26126	Boot Kit	R		gs		L:118/Ø1=24/Ø2=100/with cap
2.8 V6 (142 kW)	08.96 - 11.00	MT/AT	x		22763	Joint Kit		ws		28	A:38/F:27/X/ABS:45
		MT/AT			26094	Boot Kit		ws			L:92.5/Ø1=24/Ø2=92
		MT/AT			26065	Boot Kit			gs		L:88/Ø1=21/Ø2=82
		MT/AT			24367	Boot Kit			gs		L:88/Ø1=21/Ø2=82
2.8 V6 Syncro/4motion (142 kW)	10.96 - 11.00	MT/AT			26094	Boot Kit	F	ws			L:92.5/Ø1=24/Ø2=92
		MT/AT		TPE boot	22938	Boot Kit	F	ws			L:112/Ø1=26/Ø2=86
		MT/AT			21614	Boot Kit	R	ws			L:83/Ø1=21/Ø2=75
		MT		Ch.-No. - 3B-WE394608	26126	Boot Kit	F		gs		L:118/Ø1=24/Ø2=100/with cap
		MT		Ch.-No. 3B-WE394609 -	24367	Boot Kit	F		gs		L:88/Ø1=21/Ø2=82
		AT			24367	Boot Kit	F		gs		L:88/Ø1=21/Ø2=82
		MT/AT			23206	Boot Kit	R		gs		L:90/Ø1=21/Ø2=99
		MT/AT			26126	Boot Kit	R		gs		L:118/Ø1=24/Ø2=100/with cap
<b>PASSAT VARIANT (3B5)</b>											
1.6 (74 kW)	06.97 - 11.00	MT	x		22683	Driveshaft	L			2	L:610.5/A:33/ABS:45
		MT	x		22682	Driveshaft	R			2	L:632.5/A:33/ABS:45
		MT/AT	x		22681	Joint Kit		ws		28	A:33/F:30/X/ABS:45
		MT			22522	Joint Kit			gs	29	G:33
		MT/AT			26165	Boot Kit		ws			L:84/Ø1=22/Ø2=82
		MT			26126	Boot Kit			gs		L:118/Ø1=24/Ø2=100/with cap
		MT/AT		engine AHL, ANA, ARM	24367	Boot Kit			gs		L:88/Ø1=21/Ø2=82
1.8 (85/92 kW)	06.97 - 11.00	MT	x		22685	Driveshaft	L			2	L:609.5/A:33/ABS:45
		MT	x		22684	Driveshaft	R			2	L:631.5/A:33/ABS:45
		MT/AT	x		22681	Joint Kit		ws		28	A:33/F:30/X/ABS:45
		MT			20273	Joint Kit			gs	29	G:28
		MT/AT			26165	Boot Kit		ws			L:84/Ø1=22/Ø2=82
		MT			26109	Boot Kit			gs		L:124/Ø1=24/Ø2=108/with cap
		MT/AT			24367	Boot Kit			gs		L:88/Ø1=21/Ø2=82
1.8 Syncro/4motion (92 kW)	10.96 - 11.00	MT/AT			26126	Boot Kit	R		gs		L:118/Ø1=24/Ø2=100/with cap
1.8 T (110 kW)	06.97 - 11.00	MT	x		22685	Driveshaft	L			2	L:609.5/A:33/ABS:45
		AT5		Ch.-No. 3B-V-000001 -	24299	Driveshaft	L			3	L:533.8/A:33
		MT	x		22684	Driveshaft	R			2	L:631.5/A:33/ABS:45

		Transm.	with ABS Ring		Part-No.	Description	L	F	Wheel Side	Gear Box Side	Pic. No.	Technical Specification  Further details on page I
		MT Manual AT Autom.					Left R Right	Front R Rear				

( VOLKSWAGEN )

( VOLKSWAGEN )

PASSAT VARIANT (3B5)													
1.8 T (110 kW)	06.97 - 11.00	MT/AT	x		22681	Joint Kit			ws		28	A:33/F:30/X/ABS:45	
		MT			20273	Joint Kit				gs	29	G:28	
		MT/AT			26165	Boot Kit			ws				L:84/Ø1=22/Ø2=82
		MT			26109	Boot Kit					gs		L:124/Ø1=24/Ø2=108/with cap
		MT/AT			24367	Boot Kit					gs		L:88/Ø1=21/Ø2=82
1.9 TDI (66 kW)	06.97 - 11.00	MT	x		22689	Driveshaft	L				3	L:607/A:33/ABS:45	
		AT	x		22679	Driveshaft	L				3	L:506/A:33/ABS:45	
		MT	x		22688	Driveshaft	R				3	L:628.5/A:33/ABS:45	
		AT	x		22678	Driveshaft	R				3	L:594/A:33/ABS:45	
		MT			22827	Joint w. Shaft	L				gs	24	L:555
		AT			22829	Joint w. Shaft	L				gs	24	L:454.5
		MT			22826	Joint w. Shaft	R				gs	24	L:577
		AT			22828	Joint w. Shaft	R				gs	24	L:542.5
		MT/AT	x		22681	Joint Kit				ws		28	A:33/F:30/X/ABS:45
		MT/AT			26165	Boot Kit				ws			L:84/Ø1=22/Ø2=82
1.9 TDI (74 kW)	02.00 - 11.00	MT/AT	x		21091	Joint Kit			ws		28	A:33/F:27/DF:27.51/O:53/X/ABS:45	
		MT/AT			21092	Boot Kit			ws			L:92/Ø1=24/Ø2=87	
		MT/AT			24367	Boot Kit				gs		L:88/Ø1=21/Ø2=82	
1.9 TDI (81 kW)	06.97 - 11.00	MT	x		22687	Driveshaft	L				3	L:611/A:38/ABS:45	
		MT	x		22686	Driveshaft	R				3	L:632.5/A:38/ABS:45	
		MT			22825	Joint w. Shaft	L				gs	24	L:556
		AT			21190	Joint w. Shaft	L				gs	24	L:439.7
		MT			22824	Joint w. Shaft	R				gs	24	L:577.5
		AT			21191	Joint w. Shaft	R				gs	24	L:527.6
		MT/AT	x		22763	Joint Kit				ws		28	A:38/F:27/X/ABS:45
		MT/AT			26094	Boot Kit				ws			L:92.5/Ø1=24/Ø2=92
1.9 TDI Syncro/4motion (81 kW)	06.97 - 11.00	MT	x		22689	Driveshaft	L	F			3	L:607/A:33/ABS:45	
		MT	x		22688	Driveshaft	R	F			3	L:628.5/A:33/ABS:45	
		MT	x		21812	Joint Kit		F	ws		28	A:33/F:30/O:53/X/ABS:45	
		MT/AT		TPE boot	22938	Boot Kit		F	ws			L:112/Ø1=26/Ø2=86	
		MT/AT			21614	Boot Kit		R	ws			L:83/Ø1=21/Ø2=75	
		MT/AT		Ch.-No. - 3B-600000	23225	Boot Kit		F			gs		L:84/Ø1=21/Ø2=80
		MT			24367	Boot Kit		F			gs		L:88/Ø1=21/Ø2=82
		MT/AT			26126	Boot Kit		R			gs		L:118/Ø1=24/Ø2=100/with cap
1.9 TDI (85 kW)	08.98 - 11.00	MT	x	engine AJM	22255	Driveshaft	L				3	L:607/A:33/ABS:45	
		MT	x	engine ATJ	22687	Driveshaft	L				3	L:611/A:38/ABS:45	
		MT	x	engine AJM	22256	Driveshaft	R				3	L:628/A:33/ABS:45	
		MT	x	engine ATJ	22686	Driveshaft	R				3	L:632.5/A:38/ABS:45	
		MT/AT	x	engine AJM	21091	Joint Kit				ws		28	A:33/F:27/DF:27.51/O:53/X/ABS:45

		MT/AT	x	engine ATJ	<b>22763</b>	Joint Kit			ws		28	A:38/F:27/X/ABS:45
		MT/AT		engine AJM, + screw M14x1.5	<b>21092</b>	Boot Kit			ws			L:92/Ø1=24/Ø2=87
		MT/AT		engine ATJ, + screw M16x1.5	<b>26094</b>	Boot Kit			ws			L:92.5/Ø1=24/Ø2=92
		MT/AT			<b>24367</b>	Boot Kit				gs		L:88/Ø1=21/Ø2=82
1.9 TDI 4motion (85 kW)	08.99 - 11.00	MT6			<b>23616</b>	Driveshaft	L	F			3	L:582.2/A:38/ABS:45
		MT6			<b>23777</b>	Driveshaft	R	F				
		MT6	x		<b>21812</b>	Joint Kit		F	ws		28	A:33/F:30/O:53/X/ABS:45
		MT6	x	(+) Off-Road Suspension	<b>22763</b>	Joint Kit		F	ws		28	A:38/F:27/X/ABS:45
		MT6			<b>23626</b>	Joint Kit		F		gs	29	G:30
		MT6			<b>26094</b>	Boot Kit		F	ws			L:92.5/Ø1=24/Ø2=92
		MT6			<b>24367</b>	Boot Kit		F		gs		L:88/Ø1=21/Ø2=82
2.3 VR5 (110 kW)	06.97 - 11.00	MT	x		<b>22689</b>	Driveshaft	L				3	L:607/A:33/ABS:45
		MT	x		<b>22688</b>	Driveshaft	R				3	L:628.5/A:33/ABS:45
		MT			<b>22827</b>	Joint w. Shaft	L			gs	24	L:555
		MT			<b>22826</b>	Joint w. Shaft	R			gs	24	L:577
		MT	x		<b>22681</b>	Joint Kit			ws		28	A:33/F:30/X/ABS:45
		AT	x		<b>22747</b>	Joint Kit			ws		28	A:38/F:30/X/ABS:45
		MT			<b>26165</b>	Boot Kit			ws			L:84/Ø1=22/Ø2=82
		MT/AT			<b>24367</b>	Boot Kit				gs		L:88/Ø1=21/Ø2=82
2.3 VR5 Syncro/4motion (110 kW)	10.97 - 11.00	MT			<b>24367</b>	Boot Kit		F		gs		L:88/Ø1=21/Ø2=82
		MT/AT			<b>26126</b>	Boot Kit		R		gs		L:118/Ø1=24/Ø2=100/with cap
2.5 TDI (110 kW)	07.98 - 11.00	MT	x		<b>22763</b>	Joint Kit			ws		28	A:38/F:27/X/ABS:45
		MT			<b>26094</b>	Boot Kit			ws			L:92.5/Ø1=24/Ø2=92
		MT/AT			<b>24367</b>	Boot Kit				gs		L:88/Ø1=21/Ø2=82
2.5 TDI Syncro/4motion (110 kW)	12.98 - 11.00	MT	x		<b>22763</b>	Joint Kit		F	ws		28	A:38/F:27/X/ABS:45
		MT			<b>26094</b>	Boot Kit		F	ws			L:92.5/Ø1=24/Ø2=92
		MT		Ch.-No. 3B-WE394609 -	<b>24367</b>	Boot Kit		F		gs		L:88/Ø1=21/Ø2=82
		AT			<b>24367</b>	Boot Kit		F		gs		L:88/Ø1=21/Ø2=82
2.8 V6 (132 kW)	09.97 - 09.99	MT/AT	x		<b>22763</b>	Joint Kit			ws		28	A:38/F:27/X/ABS:45
		MT/AT			<b>26094</b>	Boot Kit			ws			L:92.5/Ø1=24/Ø2=92
		MT/AT			<b>26065</b>	Boot Kit				gs		L:88/Ø1=21/Ø2=82
2.8 V6 (140 kW)	09.99 - 11.00	MT/AT			<b>24367</b>	Boot Kit				gs		L:88/Ø1=21/Ø2=82
2.8 V6 4motion (140 kW)	09.99 - 11.00	MT/AT			<b>24367</b>	Boot Kit		F		gs		L:88/Ø1=21/Ø2=82
2.8 V6 (142 kW)	06.97 - 11.00	MT/AT	x		<b>22763</b>	Joint Kit			ws		28	A:38/F:27/X/ABS:45
		MT/AT			<b>26094</b>	Boot Kit			ws			L:92.5/Ø1=24/Ø2=92
		MT/AT			<b>26065</b>	Boot Kit				gs		L:88/Ø1=21/Ø2=82
		MT/AT			<b>24367</b>	Boot Kit				gs		L:88/Ø1=21/Ø2=82
2.8 V6 Syncro/4motion (142 kW)	06.97 - 11.00	MT/AT			<b>26094</b>	Boot Kit		F	ws			L:92.5/Ø1=24/Ø2=92
		MT/AT		TPE boot	<b>22938</b>	Boot Kit		F	ws			L:112/Ø1=26/Ø2=86
		MT/AT			<b>21614</b>	Boot Kit		R	ws			L:83/Ø1=21/Ø2=75
		MT		Ch.-No. - 3B-WE394608	<b>26126</b>	Boot Kit		F		gs		L:118/Ø1=24/Ø2=100/with cap
		MT		Ch.-No. 3B-WE394609 -	<b>24367</b>	Boot Kit		F		gs		L:88/Ø1=21/Ø2=82
		AT			<b>24367</b>	Boot Kit		F		gs		L:88/Ø1=21/Ø2=82
		MT/AT			<b>23206</b>	Boot Kit		R		gs		L:90/Ø1=21/Ø2=99
		MT/AT			<b>26126</b>	Boot Kit		R		gs		L:118/Ø1=24/Ø2=100/with cap
<b>PASSAT (3B3) / PASSAT VARIANT (3B6)</b>												
1.6 (75 kW)	11.00 - 08.05	MT	x		<b>21812</b>	Joint Kit			ws		28	A:33/F:30/O:53/X/ABS:45
		MT		TPE boot	<b>21813</b>	Boot Kit			ws			L:112/Ø1=25/Ø2=88
		MT			<b>26126</b>	Boot Kit				gs		L:118/Ø1=24/Ø2=100/with cap
1.8 T 20V (110 kW)	11.00 - 08.05	MT	x		<b>21812</b>	Joint Kit			ws		28	A:33/F:30/O:53/X/ABS:45
		AT	x		<b>22763</b>	Joint Kit			ws		28	A:38/F:27/X/ABS:45

		Transm.	with ABS Ring		Part-No.	Description	L Left R Right	F Front R Rear	Wheel Side	Gear Box Side	Pic. No.	Technical Specification  Further details on page I
		MT Manual AT Autom.										

( VOLKSWAGEN )

( VOLKSWAGEN )

PASSAT (3B3) / PASSAT VARIANT (3B6)													
1.8 T 20V (110 kW)	11.00 - 08.05	MT		TPE boot	21813	Boot Kit			ws			L:112/Ø1=25/Ø2=88	
		AT			26094	Boot Kit			ws			L:92.5/Ø1=24/Ø2=92	
		MT/AT		Ch.-No. - 3B-1600000	23225	Boot Kit					gs		L:84/Ø1=21/Ø2=80
		MT		05.01 -	24367	Boot Kit					gs		L:88/Ø1=21/Ø2=82
1.8 T (125 kW)	02.01 - 08.05	MT/AT	x		22763	Joint Kit			ws		28	A:38/F:27/X/ABS:45	
		MT/AT			26094	Boot Kit			ws			L:92.5/Ø1=24/Ø2=92	
		MT			24367	Boot Kit					gs		L:88/Ø1=21/Ø2=82
1.8 4motion (125 kW)	03.01 - 05.05	MT5/AT5			26094	Boot Kit		F	ws			L:92.5/Ø1=24/Ø2=92	
1.9 TDI (74 kW)	11.00 - 08.05	MT	x		21091	Joint Kit			ws		28	A:33/F:27/DF:27.51/O:53/X/ABS:45	
		AT	x		22763	Joint Kit			ws		28	A:38/F:27/X/ABS:45	
		MT			21092	Boot Kit			ws				L:92/Ø1=24/Ø2=87
		AT			26094	Boot Kit			ws				L:92.5/Ø1=24/Ø2=92
		MT/AT			24367	Boot Kit				gs		L:88/Ø1=21/Ø2=82	
1.9 TDI (96 kW)	11.00 - 08.05	MT		Ch.-No. - 3B-4E034191, - 3B-4P043820	23616	Driveshaft	L				3	L:582.2/A:38/ABS:45	
		MT	x		22763	Joint Kit			ws		28	A:38/F:27/X/ABS:45	
		AT	x	engine AVF	22763	Joint Kit			ws		28	A:38/F:27/X/ABS:45	
		MT			26094	Boot Kit			ws				L:92.5/Ø1=24/Ø2=92
		AT		engine AVF	26094	Boot Kit			ws				L:92.5/Ø1=24/Ø2=92
		MT/AT		engine AVF	24367	Boot Kit				gs		L:88/Ø1=21/Ø2=82	
1.9 TDI 4motion (96 kW)	11.00 - 08.05	MT		Ch.-No. - 3B-4E034191, - 3B-4P043820	23616	Driveshaft	L	F			3	L:582.2/A:38/ABS:45	
		MT/AT			26094	Boot Kit		F	ws				L:92.5/Ø1=24/Ø2=92
		MT/AT			24367	Boot Kit		F		gs			L:88/Ø1=21/Ø2=82
2.0 (85 kW)	11.00 - 08.05	MT	x		22681	Joint Kit			ws		28	A:33/F:30/X/ABS:45	
		AT	x		21812	Joint Kit			ws		28	A:33/F:30/O:53/X/ABS:45	
		MT/AT		TPE boot	21813	Boot Kit			ws				L:112/Ø1=25/Ø2=88
		MT		engine AZM	26109	Boot Kit					gs		L:124/Ø1=24/Ø2=108/with cap
		AT			23225	Boot Kit	L				gs		L:84/Ø1=21/Ø2=80
		AT			23174	Boot Kit	R				gs		L:83/Ø1=37/Ø2=82
2.0 4motion (85 kW)	11.00 - 08.05	MT	x		21812	Joint Kit		F	ws		28	A:33/F:30/O:53/X/ABS:45	
		MT		TPE boot	21813	Boot Kit		F	ws			L:112/Ø1=25/Ø2=88	
		AT			24367	Boot Kit		F		gs		L:88/Ø1=21/Ø2=82	
		MT/AT			26126	Boot Kit		R		gs		L:118/Ø1=24/Ø2=100/with cap	
2.0 (96 kW)	11.01 - 08.05	MT	x		22689	Driveshaft	L				3	L:607/A:33/ABS:45	
		MT	x		22688	Driveshaft	R				3	L:628.5/A:33/ABS:45	
		MT	x		21812	Joint Kit			ws		28	A:33/F:30/O:53/X/ABS:45	
		MT		TPE boot	21813	Boot Kit			ws				L:112/Ø1=25/Ø2=88
		MT/AT			24367	Boot Kit				gs			L:88/Ø1=21/Ø2=82
2.0 TDI (100 kW)	12.03 - 08.05	MT	x		22763	Joint Kit			ws		28	A:38/F:27/X/ABS:45	
		MT6/AT5			26094	Boot Kit			ws			L:92.5/Ø1=24/Ø2=92	
		MT		engine BGW	24367	Boot Kit				gs		L:88/Ø1=21/Ø2=82	
2.3 VR5 (125 kW)	11.00 - 08.05	MT/AT	x		22763	Joint Kit			ws		28	A:38/F:27/X/ABS:45	

		MT/AT			<b>26094</b>	Boot Kit			ws			L:92.5/Ø1=24/Ø2=92
		MT/AT			<b>24367</b>	Boot Kit				gs		L:88/Ø1=21/Ø2=82
2.3 VR5 4motion (125 kW)	11.00 - 08.05	MT	x		<b>22763</b>	Joint Kit		F	ws		28	A:38/F:27/X/ABS:45
		MT			<b>26094</b>	Boot Kit		F	ws			L:92.5/Ø1=24/Ø2=92
		MT/AT			<b>24367</b>	Boot Kit		F		gs		L:88/Ø1=21/Ø2=82
2.5 TDI (110 kW)	11.00 - 08.05	MT	x	engine AKN	<b>22763</b>	Joint Kit			ws		28	A:38/F:27/X/ABS:45
		AT	x	engine AKN, Ch.-No. -3B-3E-306500, -3B-3-415000	<b>22763</b>	Joint Kit			ws		28	A:38/F:27/X/ABS:45
		MT		engine AKN	<b>26094</b>	Boot Kit			ws			L:92.5/Ø1=24/Ø2=92
		AT		engine AKN, Ch.-No. -3B-3E-306500, -3B-3-415000	<b>26094</b>	Boot Kit			ws			L:92.5/Ø1=24/Ø2=92
		MT/AT		engine AKN	<b>24367</b>	Boot Kit				gs		L:88/Ø1=21/Ø2=82
2.5 TDI 4motion (110 kW)	11.00 - 08.05	MT/AT		engine AKN	<b>26094</b>	Boot Kit		F	ws			L:92.5/Ø1=24/Ø2=92
		MT/AT		engine AKN	<b>24367</b>	Boot Kit		F		gs		L:88/Ø1=21/Ø2=82
2.5 TDI (120 kW)	05.03 - 08.05	MT	x		<b>22763</b>	Joint Kit			ws		28	A:38/F:27/X/ABS:45
		MT			<b>26094</b>	Boot Kit			ws			L:92.5/Ø1=24/Ø2=92
		MT/AT			<b>24367</b>	Boot Kit				gs		L:88/Ø1=21/Ø2=82
2.5 TDI 4motion (132 kW)	01.03 - 08.05	MT/AT	x		<b>22763</b>	Joint Kit		F	ws		28	A:38/F:27/X/ABS:45
		MT/AT			<b>26094</b>	Boot Kit		F	ws			L:92.5/Ø1=24/Ø2=92
		MT/AT		engine BAU	<b>24367</b>	Boot Kit		F		gs		L:88/Ø1=21/Ø2=82
2.8 (142 kW)	05.02 - 08.05	MT/AT			<b>26094</b>	Boot Kit			ws			L:92.5/Ø1=24/Ø2=92
		MT			<b>24367</b>	Boot Kit				gs		L:88/Ø1=21/Ø2=82
2.8 4motion (142 kW)	11.00 - 08.05	MT	x	engine AMX	<b>22763</b>	Joint Kit		F	ws		28	A:38/F:27/X/ABS:45
		MT		engine AMX	<b>26094</b>	Boot Kit		F	ws			L:92.5/Ø1=24/Ø2=92
		MT/AT			<b>24367</b>	Boot Kit		F		gs		L:88/Ø1=21/Ø2=82
4.0 W8 4motion (202 kW)	09.01 - 08.05	AT	x		<b>22763</b>	Joint Kit		F	ws		28	A:38/F:27/X/ABS:45
		AT			<b>26094</b>	Boot Kit		F	ws			L:92.5/Ø1=24/Ø2=92
		MT/AT		engine BDN	<b>24367</b>	Boot Kit		F		gs		L:88/Ø1=21/Ø2=82
<b>PASSAT (3C2) / PASSAT VARIANT (3C5)</b>												
1.4 TSI (90 kW)	05.07 -	MT6		TPE boot	<b>23690</b>	Boot Kit			ws			L:120/Ø1=25/Ø2=86
		semi-AT		TPE boot	<b>23692</b>	Boot Kit			ws			L:115/Ø1=29/Ø2=96
		AT		TPE boot, Ch.-No. - 3C9150000, - 04.09	<b>24705</b>	Boot Kit				gs		L:102/Ø1=28/Ø2=67
		MT/AT		TPE boot, Ch.-No. 3C9150001 -, 05.09 -	<b>24665</b>	Boot Kit				gs		L:102/Ø1=28/Ø2=67
1.6 (75 kW)	05.05 -	MT5			<b>24498</b>	Driveshaft	R					L:815/A:36
		MT5			<b>23689</b>	Joint Kit			ws		28	A:36/F:30/DF:22.45/0:59.5/X
		MT5		TPE boot	<b>23690</b>	Boot Kit			ws			L:120/Ø1=25/Ø2=86
		MT5		TPE boot	<b>23268</b>	Boot Kit				gs		L:110/Ø1=27/Ø2=100/with cap
1.6 FSI (85 kW)	03.05 -	MT6/AT6			<b>23689</b>	Joint Kit			ws		28	A:36/F:30/DF:22.45/0:59.5/X
		MT6/AT6		TPE boot	<b>23690</b>	Boot Kit			ws			L:120/Ø1=25/Ø2=86
		MT6		TPE boot	<b>23268</b>	Boot Kit				gs		L:110/Ø1=27/Ø2=100/with cap
1.8 TSI (118 kW)	05.07 -	MT		TPE boot	<b>23692</b>	Boot Kit			ws			L:115/Ø1=29/Ø2=96
		MT		TPE boot	<b>24665</b>	Boot Kit				gs		L:102/Ø1=28/Ø2=67
2.0 FSI (110 kW)	03.05 -	AT			<b>24487</b>	Driveshaft	L					L:587/A:36/D:36
		MT6/AT6			<b>23689</b>	Joint Kit			ws		28	A:36/F:30/DF:22.45/0:59.5/X
		MT6/AT6		TPE boot	<b>23690</b>	Boot Kit			ws			L:120/Ø1=25/Ø2=86
		MT6		TPE boot	<b>23268</b>	Boot Kit				gs		L:110/Ø1=27/Ø2=100/with cap
2.0 FSI 4motion (110 kW)	09.05 -	MT6/AT6			<b>23689</b>	Joint Kit		F	ws		28	A:36/F:30/DF:22.45/0:59.5/X
		MT6/AT6		TPE boot	<b>23690</b>	Boot Kit		F	ws			L:120/Ø1=25/Ø2=86
		MT6		TPE boot	<b>23268</b>	Boot Kit		F		gs		L:110/Ø1=27/Ø2=100/with cap
2.0 FSI (125 kW)	08.07 -	AT		Ch.-No. - 3C9E088000	<b>24466</b>	Boot Kit				gs		L:88/Ø1=24.4/Ø2=71.5
2.0 FSI (147 kW)	08.05 -	MT		TPE boot	<b>23692</b>	Boot Kit			ws			L:115/Ø1=29/Ø2=96
		AT		Ch.-No. - 3C9E088000	<b>24466</b>	Boot Kit				gs		L:88/Ø1=24.4/Ø2=71.5
2.0 TFSI (147 kW)	07.05 -	MT6			<b>23691</b>	Joint Kit			ws		28	A:36/F:27/DF:27.51/0:59.5/X

		Transm. MT Manual AT Autom.	with ABS Ring		Part-No.	Description	L Left R Right	F Front R Rear	Wheel Side	Gear Box Side	Pic. No.	Technical Specification  Further details on page I
---	---	---	---------------------	--	----------	-------------	-------------------------	-------------------------	---------------	---------------------	-------------	--

( VOLKSWAGEN )

( VOLKSWAGEN )

PASSAT (3C2) / PASSAT VARIANT (3C5)												
2.0 TFSI (147 kW)	07.05 -	MT6		TPE boot	23692	Boot Kit			ws			L:115/Ø1=29/Ø2=96
3.2 FSI (184 kW)	11.05 -	AT6		TPE boot	23691	Joint Kit			ws		28	A:36/F:27/DF:27.51/0:59.5/X
		AT6		TPE boot	23692	Boot Kit			ws			L:115/Ø1=29/Ø2=96
3.2 FSI 4motion (184 kW)	11.05 -	MT		Ch.-No. 3C7E106841 -	24475	Driveshaft	L	F				L:482/A:36
		AT6		Ch.-No. - 3C7E106840	24474	Driveshaft	L	F				L:610/A:36
		MT		Ch.-No. 3C7E106841 -	24494	Driveshaft	R	F			1	L:610/A:36
		AT6		TPE boot	23691	Joint Kit		F	ws		28	A:36/F:27/DF:27.51/0:59.5/X
		AT6		TPE boot	23692	Boot Kit		F	ws			L:115/Ø1=29/Ø2=96
		MT/AT		TPE boot, Ch.-No. - 3C7300000, - 05.07	23690	Boot Kit		R	ws			L:120/Ø1=25/Ø2=86
		MT/AT		Ch.-No. - 3C7E106840	24466	Boot Kit		F		gs		L:88/Ø1=24.4/Ø2=71.5
3.6 FSI (206 kW)	06.05 - 07.07	AT6		TPE boot	24326	Joint Kit			ws		28	A:36/F:27/0:59/Z
		AT6		TPE boot	24327	Boot Kit			ws			L:120/Ø1=27/Ø2=94.5
3.6 FSI 4motion (206 kW)	09.05 -	AT6		TPE boot	24326	Joint Kit		F	ws		28	A:36/F:27/0:59/Z
		AT6		TPE boot	24327	Boot Kit		F	ws			L:120/Ø1=27/Ø2=94.5
3.6 R36 4motion (220 kW)	04.07 -	MT		TPE boot	24665	Boot Kit		F		gs		L:102/Ø1=28/Ø2=67
		MT/AT		TPE boot	23268	Boot Kit		R		gs		L:110/Ø1=27/Ø2=100/with cap
1.9 TDI (77 kW)	03.05 -	MT5		TPE boot	23689	Joint Kit			ws		28	A:36/F:30/DF:22.45/0:59.5/X
		MT5		TPE boot	23690	Boot Kit			ws			L:120/Ø1=25/Ø2=86
		MT5		TPE boot	23268	Boot Kit				gs		L:110/Ø1=27/Ø2=100/with cap
2.0 TDI (81 kW)	11.08 -	MT		TPE boot	23268	Boot Kit				gs		L:110/Ø1=27/Ø2=100/with cap
2.0 TDI (88 kW)	11.05 - 05.06	MT			24475	Driveshaft	L					L:482/A:36
		AT6			24474	Driveshaft	L					L:610/A:36
		MT			24494	Driveshaft	R				1	L:610/A:36
		AT			24466	Boot Kit				gs		L:88/Ø1=24.4/Ø2=71.5
2.0 TDI (90 kW)	08.05 - 07.06	MT			24475	Driveshaft	L					L:482/A:36
		AT6			24474	Driveshaft	L					L:610/A:36
		MT			24494	Driveshaft	R				1	L:610/A:36
		MT6/AT6			23691	Joint Kit			ws		28	A:36/F:27/DF:27.51/0:59.5/X
		MT6/AT6		TPE boot	23692	Boot Kit			ws			L:115/Ø1=29/Ø2=96
		AT			24466	Boot Kit				gs		L:88/Ø1=24.4/Ø2=71.5
2.0 TDI (100/103 kW)	03.05 -	MT		Ch.-No. - 3C7E176000	24475	Driveshaft	L					L:492/A:36
		MT		Ch.-No. 3C7E176001 -, not for Taxi	24475	Driveshaft	L					L:482/A:36
		MT		Ch.-No. 3C7E176001 - 3C8E153772, 02.07 -, Taxi	24491	Driveshaft	L				1	L:492/A:36
		AT		Ch.-No. - 3C9E098999	24474	Driveshaft	L					L:482/A:36
		MT		Ch.-No. - 3C7E176000	24479	Driveshaft	R					L:482/A:36
		MT		Ch.-No. 3C7E176001 -, not for Taxi	24479	Driveshaft	R					L:482/A:36
		MT6/AT6			23691	Joint Kit			ws		28	A:36/F:27/DF:27.51/0:59.5/X
		MT6/AT6		TPE boot	23692	Boot Kit			ws			L:115/Ø1=29/Ø2=96
		AT		Ch.-No. - 3C9E098999	24466	Boot Kit				gs		L:88/Ø1=24.4/Ø2=71.5
2.0 TDI 4motion (103 kW)	03.05 -	MT			24475	Driveshaft	L	F				L:610/A:36
		MT			24494	Driveshaft	R	F			1	L:610/A:36

		MT6/AT6		<b>23691</b>	Joint Kit		F	ws		28	A:36/F:27/DF:27.5/0:59.5/X
		MT6/AT6	TPE boot	<b>23692</b>	Boot Kit		F	ws			L:115/Ø1=29/Ø2=96
		MT6/AT6	TPE boot, Ch.-No. - 3C7300000, - 05.07	<b>23690</b>	Boot Kit		R	ws			L:120/Ø1=25/Ø2=86
		MT6/AT6	TPE boot	<b>24665</b>	Boot Kit		F		gs		L:102/Ø1=28/Ø2=67
		MT6/AT6	TPE boot	<b>23268</b>	Boot Kit		R		gs		L:110/Ø1=27/Ø2=100/with cap
2.0 Blue TDI (105 kW)	01.09 -	MT	TPE boot	<b>24665</b>	Boot Kit				gs		L:102/Ø1=28/Ø2=67
2.0 TDI (120/125 kW)	08.05 -	MT6/AT6		<b>24326</b>	Joint Kit			ws		28	A:36/F:27/0:59/Z
		MT6/AT6	TPE boot	<b>24327</b>	Boot Kit			ws			L:120/Ø1=27/Ø2=94.5
<b>PASSAT CC</b>											
1.8 TSI (118 kW)	06.08 -	MT	TPE boot	<b>23692</b>	Boot Kit			ws			L:115/Ø1=29/Ø2=96
		MT/AT	TPE boot	<b>24665</b>	Boot Kit				gs		L:102/Ø1=28/Ø2=67
2.0 TSI (147 kW)	06.08 -	AT		<b>24466</b>	Boot Kit				gs		L:88/Ø1=24.4/Ø2=71.5
3.6 4motion (220 kW)	06.08 -	MT/AT	TPE boot	<b>24665</b>	Boot Kit		F		gs		L:102/Ø1=28/Ø2=67
		MT/AT	TPE boot	<b>23268</b>	Boot Kit		R		gs		L:110/Ø1=27/Ø2=100/with cap
2.0 TDI (100/103 kW)	06.08 -	MT		<b>24475</b>	Driveshaft	L					L:482/A:36
		AT		<b>24474</b>	Driveshaft	L					
		MT		<b>24479</b>	Driveshaft	R					
		MT	TPE boot	<b>23692</b>	Boot Kit			ws			L:115/Ø1=29/Ø2=96
		AT		<b>24466</b>	Boot Kit				gs		L:88/Ø1=24.4/Ø2=71.5
<b>PHAETON (3D2)</b>											
3.2 V6 (177 kW)	04.02 -	MT6	Ch.-No. 3D-3-004101 - 3D-4-009580, engine AYT	<b>24367</b>	Boot Kit				gs		L:88/Ø1=21/Ø2=82
		MT6	Ch.-No. 3D-4-009581 - , engine AYT, BKL	<b>24367</b>	Boot Kit				gs		L:88/Ø1=21/Ø2=82
		AT5	Ch.-No. 3D-3-004101 - 3D-4-015000, engine AYT	<b>24367</b>	Boot Kit				gs		L:88/Ø1=21/Ø2=82
		AT5	Ch.-No. 3D-4-105001 - , engine AYT, BKL	<b>24367</b>	Boot Kit				gs		L:88/Ø1=21/Ø2=82
6.0 W12 4motion (309 kW)	04.02 -	MT	Ch.-No. - 3D-5-003500	<b>23176</b>	Boot Kit		R		gs		L:98/Ø1=24/Ø2=57
6.0 W12 4motion (331 kW)	05.05 -	MT	Ch.-No. - 3D-5-003500	<b>23176</b>	Boot Kit		R		gs		L:98/Ø1=24/Ø2=57
5.0 V10 TDI 4motion (230 kW)	11.02 -	MT	Ch.-No. - 3D-5-003500	<b>23176</b>	Boot Kit		R		gs		L:98/Ø1=24/Ø2=57
<b>POLO (86)</b>											
all types	03.75 - 09.81	MT		<b>22471</b>	Driveshaft	L				1	L:476/A:20
		MT		<b>22472</b>	Driveshaft	R				1	L:727/A:20
		MT		<b>20285</b>	Joint Kit			ws		27	A:20/F:25
		MT		<b>20286</b>	Joint Kit				gs	29	G:33
		MT		<b>26022</b>	Boot Kit			ws			L:95/Ø1=17/Ø2=70
		MT		<b>26082</b>	Boot Kit				gs		L:92/Ø1=16/Ø2=89/with cap
<b>POLO (86C)</b>											
0.9 (29 kW)	10.81 - 12.81	MT		<b>22471</b>	Driveshaft	L				1	L:476/A:20
		MT		<b>22472</b>	Driveshaft	R				1	L:727/A:20
		MT		<b>20285</b>	Joint Kit			ws		27	A:20/F:25
		MT		<b>20286</b>	Joint Kit				gs	29	G:33
		MT		<b>26022</b>	Boot Kit			ws			L:95/Ø1=17/Ø2=70
		MT		<b>26082</b>	Boot Kit				gs		L:92/Ø1=16/Ø2=89/with cap
1.0 (29 kW)	10.81 - 10.86	MT		<b>22471</b>	Driveshaft	L				1	L:476/A:20
		MT		<b>22472</b>	Driveshaft	R				1	L:727/A:20
		MT	Ch.-No. - 86-E-050306	<b>20285</b>	Joint Kit			ws		27	A:20/F:25
		MT	Ch.-No. 86-E-050307 -	<b>22452</b>	Joint Kit			ws		27	A:20/F:30
		MT		<b>20286</b>	Joint Kit				gs	29	G:33
		MT	Ch.-No. - 86-E-050306	<b>26022</b>	Boot Kit			ws			L:95/Ø1=17/Ø2=70
		MT	Ch.-No. 86-E-050307 -	<b>26030</b>	Boot Kit			ws			L:80/Ø1=18/Ø2=76
		MT		<b>26082</b>	Boot Kit				gs		L:92/Ø1=16/Ø2=89/with cap

		Transm.	with ABS Ring		Part-No.	Description	L	F	Wheel Side	Gear Box Side	Pic. No.	Technical Specification  Further details on page I
		MT Manual AT Autom.					Left R Right	Front R Rear				

( VOLKSWAGEN )

( VOLKSWAGEN )

POLO (86C)														
1.0 (33 kW)	08.85 - 01.92	MT			22471	Driveshaft	L				1	L:476/A:20		
		MT			22472	Driveshaft	R				1	L:727/A:20		
		MT		Ch.-No. - 80-H-168730	22452	Joint Kit	L/R		ws		27	A:20/F:30		
		MT		Ch.-No. 80-H-168731 -	22469	Joint Kit	L		ws		27	A:20/F:30		
		MT		Ch.-No. 80-H-168731 -	22452	Joint Kit	R		ws		27	A:20/F:30		
		MT		Ch.-No. - 80-H-168730	20286	Joint Kit	L/R			gs	29	G:33		
		MT		Ch.-No. 80-H-168731 -	22455	Joint Kit	L			gs	29	G:33:/Ø Joint:92		
		MT		Ch.-No. 80-H-168731 -	20286	Joint Kit	R			gs	29	G:33		
		MT		Ch.-No. - 80-H-168730	26030	Boot Kit	L/R		ws			L:80/Ø1=18/Ø2=76		
		MT		Ch.-No. 80-H-168731 -	26005	Boot Kit	L		ws			L:84/Ø1=20/Ø2=76		
		MT		Ch.-No. 80-H-168731 -	26030	Boot Kit	R		ws			L:80/Ø1=18/Ø2=76		
		MT		Ch.-No. - 80-H-168730	26082	Boot Kit	L/R			gs		L:92/Ø1=16/Ø2=89/with cap		
		MT		Ch.-No. 80-H-168731 -	26054	Boot Kit	L			gs		L:100/Ø1=21/Ø2=89/with cap		
		MT		Ch.-No. 80-H-168731 -	26082	Boot Kit	R			gs		L:92/Ø1=16/Ø2=89/with cap		
		1.0 KAT (33 kW)	08.89 - 09.94	MT		Ch.-No. - 80-N-500000	22471	Driveshaft	L				1	L:476/A:20
				MT		Ch.-No. - 80-N-500000	22472	Driveshaft	R				1	L:727/A:20
				MT			22469	Joint Kit	L		ws		27	A:20/F:30
MT					22452	Joint Kit	R		ws		27	A:20/F:30		
MT					22455	Joint Kit	L			gs	29	G:33:/Ø Joint:92		
MT					20286	Joint Kit	R			gs	29	G:33		
MT					26005	Boot Kit	L		ws			L:84/Ø1=20/Ø2=76		
MT					26030	Boot Kit	R		ws			L:80/Ø1=18/Ø2=76		
MT					26054	Boot Kit	L			gs		L:100/Ø1=21/Ø2=89/with cap		
MT			26082	Boot Kit	R			gs		L:92/Ø1=16/Ø2=89/with cap				
1.1 (37 kW)	10.81 - 09.89	MT			22471	Driveshaft	L				1	L:476/A:20		
		MT			22472	Driveshaft	R				1	L:727/A:20		
		MT			20285	Joint Kit			ws		27	A:20/F:25		
		MT			20286	Joint Kit				gs	29	G:33		
		MT			26022	Boot Kit			ws			L:95/Ø1=17/Ø2=70		
		MT			26082	Boot Kit				gs		L:92/Ø1=16/Ø2=89/with cap		
1.3 (40 kW)	08.83 - 07.88	MT			22471	Driveshaft	L				1	L:476/A:20		
		MT			22472	Driveshaft	R				1	L:727/A:20		
		MT		Ch.-No. - 80-H-168730	22452	Joint Kit	L/R		ws		27	A:20/F:30		
		MT		Ch.-No. 80-H-168731 -	22469	Joint Kit	L		ws		27	A:20/F:30		
		MT		Ch.-No. 80-H-168731 -	22452	Joint Kit	R		ws		27	A:20/F:30		
		MT		Ch.-No. - 80-H-168730	20286	Joint Kit	L/R			gs	29	G:33		
		MT		Ch.-No. 80-H-168731 -	22455	Joint Kit	L			gs	29	G:33:/Ø Joint:92		
		MT		Ch.-No. 80-H-168731 -	20286	Joint Kit	R			gs	29	G:33		
		MT		Ch.-No. - 80-H-168730	26030	Boot Kit	L/R		ws			L:80/Ø1=18/Ø2=76		
		MT		Ch.-No. 80-H-168731 -	26005	Boot Kit	L		ws			L:84/Ø1=20/Ø2=76		
		MT		Ch.-No. 80-H-168731 -	26030	Boot Kit	R		ws			L:80/Ø1=18/Ø2=76		



		MT	Ch.-No. - 80-H-168730	26082	Boot Kit	L/R		gs		L:92/Ø1=16/Ø2=89/with cap
		MT	Ch.-No. 80-H-168731 -	26054	Boot Kit	L		gs		L:100/Ø1=21/Ø2=89/with cap
		MT	Ch.-No. 80-H-168731 -	26082	Boot Kit	R		gs		L:92/Ø1=16/Ø2=89/with cap
1.3 KAT (40 kW)	07.87 - 09.94	MT	Ch.-No. - 80-N-500000	22471	Driveshaft	L			1	L:476/A:20
		MT	Ch.-No. - 80-N-500000	22472	Driveshaft	R			1	L:727/A:20
		MT		22469	Joint Kit	L	ws		27	A:20/F:30
		MT		22452	Joint Kit	R	ws		27	A:20/F:30
		MT		22455	Joint Kit	L		gs	29	G:33;/Ø Joint:92
		MT		20286	Joint Kit	R		gs	29	G:33
		MT		26005	Boot Kit	L	ws			L:84/Ø1=20/Ø2=76
		MT		26030	Boot Kit	R	ws			L:80/Ø1=18/Ø2=76
		MT		26054	Boot Kit	L		gs		L:100/Ø1=21/Ø2=89/with cap
		MT		26082	Boot Kit	R		gs		L:92/Ø1=16/Ø2=89/with cap
1.3 (43/44 kW)	10.81 - 07.83	MT		22471	Driveshaft	L			1	L:476/A:20
		MT		22472	Driveshaft	R			1	L:727/A:20
		MT		20285	Joint Kit		ws		27	A:20/F:25
		MT		20286	Joint Kit			gs	29	G:33
		MT		26022	Boot Kit		ws			L:95/Ø1=17/Ø2=70
		MT		26082	Boot Kit			gs		L:92/Ø1=16/Ø2=89/with cap
1.3 (55 kW)	09.82 - 09.89	MT		22471	Driveshaft	L			1	L:476/A:20
		MT		22472	Driveshaft	R			1	L:727/A:20
		MT	Ch.-No. 86623000001 - 86-E-050306	20285	Joint Kit	L/R	ws		27	A:20/F:25
		MT	Ch.-No. 86-E-050307 - 80-H-168730	22452	Joint Kit	L/R	ws		27	A:20/F:30
		MT	Ch.-No. 80-H-168731 -	22469	Joint Kit	L	ws		27	A:20/F:30
		MT	Ch.-No. 80-H-168731 -	22452	Joint Kit	R	ws		27	A:20/F:30
		MT	Ch.-No. 86623000001 - 80-H-168730	20286	Joint Kit	L/R		gs	29	G:33
		MT	Ch.-No. 80-H-168731 -	22455	Joint Kit	L		gs	29	G:33;/Ø Joint:92
		MT	Ch.-No. 80-H-168731 -	20286	Joint Kit	R		gs	29	G:33
		MT	Ch.-No. 86623000001 - 86-E-050306	26022	Boot Kit	L/R	ws			L:95/Ø1=17/Ø2=70
		MT	Ch.-No. 86-E-050307 - 80-H-168730	26030	Boot Kit	L/R	ws			L:80/Ø1=18/Ø2=76
		MT	Ch.-No. 80-H-168731 -	26005	Boot Kit	L	ws			L:84/Ø1=20/Ø2=76
		MT	Ch.-No. 80-H-168731 -	26030	Boot Kit	R	ws			L:80/Ø1=18/Ø2=76
		MT	Ch.-No. 86623000001 - 80-H-168730	26082	Boot Kit	L/R		gs		L:92/Ø1=16/Ø2=89/with cap
		MT	Ch.-No. 80-H-168731 -	26054	Boot Kit	L		gs		L:100/Ø1=21/Ø2=89/with cap
		MT	Ch.-No. 80-H-168731 -	26082	Boot Kit	R		gs		L:92/Ø1=16/Ø2=89/with cap
1.3 KAT (55 kW)	10.89 - 03.91	MT		22471	Driveshaft	L			1	L:476/A:20
		MT		22472	Driveshaft	R			1	L:727/A:20
		MT		22469	Joint Kit	L	ws		27	A:20/F:30
		MT		22452	Joint Kit	R	ws		27	A:20/F:30
		MT		22455	Joint Kit	L		gs	29	G:33;/Ø Joint:92
		MT		20286	Joint Kit	R		gs	29	G:33
		MT		26005	Boot Kit	L	ws			L:84/Ø1=20/Ø2=76
		MT		26030	Boot Kit	R	ws			L:80/Ø1=18/Ø2=76
		MT		26054	Boot Kit	L		gs		L:100/Ø1=21/Ø2=89/with cap
		MT		26082	Boot Kit	R		gs		L:92/Ø1=16/Ø2=89/with cap
1.3 D (33 kW)	08.86 - 07.90	MT		22471	Driveshaft	L			1	L:476/A:20
		MT		22470	Driveshaft	R			1	L:726.5/A:20
		MT		22469	Joint Kit		ws		27	A:20/F:30
		MT		22455	Joint Kit			gs	29	G:33;/Ø Joint:92
		MT		26005	Boot Kit		ws			L:84/Ø1=20/Ø2=76
		MT	TPE boot	26252	Boot Kit		ws			L:109/Ø1=26/Ø2=75

		Transm.	with ABS Ring		Part-No.	Description	L Left R Right	F Front R Rear	Wheel Side	Gear Box Side	Pic. No.	Technical Specification  Further details on page I
		MT Manual AT Autom.										

( VOLKSWAGEN )

( VOLKSWAGEN )

POLO (86C)												
1.3 D (33 kW)	08.86 - 07.90	MT			26054	Boot Kit				gs		L:100/Ø1=21/Ø2=89/with cap
1.4 D (35 kW)	10.90 - 09.94	MT		Ch.-No. 80-M-000001 - 80-R-150000	22471	Driveshaft	L				1	L:476/A:20
		MT		Ch.-No. 80-M-000001 - 80-R-150000	22470	Driveshaft	R				1	L:726.5/A:20
		MT			22469	Joint Kit			ws		27	A:20/F:30
		MT			22455	Joint Kit				gs	29	G:33/Ø Joint:92
		MT			26005	Boot Kit			ws			L:84/Ø1=20/Ø2=76
		MT		TPE boot	26252	Boot Kit			ws			L:109/Ø1=26/Ø2=75
		MT			26054	Boot Kit				gs		L:100/Ø1=21/Ø2=89/with cap
POLO CLASSIC (86C)												
1.0 (29 kW)	01.85 - 10.86	MT			22471	Driveshaft	L				1	L:476/A:20
		MT			22472	Driveshaft	R				1	L:727/A:20
		MT			22452	Joint Kit			ws		27	A:20/F:30
		MT			20286	Joint Kit				gs	29	G:33
		MT			26030	Boot Kit			ws			L:80/Ø1=18/Ø2=76
		MT			26082	Boot Kit				gs		L:92/Ø1=16/Ø2=89/with cap
1.0 (33 kW)	01.85 - 09.94	MT			22471	Driveshaft	L				1	L:476/A:20
		MT			22472	Driveshaft	R				1	L:727/A:20
		MT		Ch.-No. - 80-H-168730	22452	Joint Kit	L/R		ws		27	A:20/F:30
		MT		Ch.-No. 80-H-168731 -	22469	Joint Kit	L		ws		27	A:20/F:30
		MT		Ch.-No. 80-H-168731 -	22452	Joint Kit	R		ws		27	A:20/F:30
		MT		Ch.-No. - 80-H-168730	20286	Joint Kit	L/R			gs	29	G:33
		MT		Ch.-No. 80-H-168731 -	22455	Joint Kit	L			gs	29	G:33/Ø Joint:92
		MT		Ch.-No. 80-H-168731 -	20286	Joint Kit	R			gs	29	G:33
		MT		Ch.-No. - 80-H-168730	26030	Boot Kit	L/R		ws			L:80/Ø1=18/Ø2=76
		MT		Ch.-No. 80-H-168731 -	26005	Boot Kit	L		ws			L:84/Ø1=20/Ø2=76
		MT		Ch.-No. 80-H-168731 -	26030	Boot Kit	R		ws			L:80/Ø1=18/Ø2=76
		MT		Ch.-No. - 80-H-168730	26082	Boot Kit	L/R			gs		L:92/Ø1=16/Ø2=89/with cap
		MT		Ch.-No. 80-H-168731 -	26054	Boot Kit	L			gs		L:100/Ø1=21/Ø2=89/with cap
		MT		Ch.-No. 80-H-168731 -	26082	Boot Kit	R			gs		L:92/Ø1=16/Ø2=89/with cap
1.3 (40 kW)	01.85 - 07.87	MT			22471	Driveshaft	L				1	L:476/A:20
		MT			22472	Driveshaft	R				1	L:727/A:20
		MT			22452	Joint Kit			ws		27	A:20/F:30
		MT			20286	Joint Kit				gs	29	G:33
		MT			26030	Boot Kit			ws			L:80/Ø1=18/Ø2=76
		MT			26082	Boot Kit				gs		L:92/Ø1=16/Ø2=89/with cap
1.3 KAT (40 kW)	07.87 - 09.94	MT			22471	Driveshaft	L				1	L:476/A:20
		MT			22472	Driveshaft	R				1	L:727/A:20
		MT			22469	Joint Kit	L		ws		27	A:20/F:30
		MT			22452	Joint Kit	R		ws		27	A:20/F:30
		MT			22455	Joint Kit	L			gs	29	G:33/Ø Joint:92
		MT			20286	Joint Kit	R			gs	29	G:33

		MT			26005	Boot Kit	L		ws			L:84/Ø1=20/Ø2=76
		MT			26030	Boot Kit	R		ws			L:80/Ø1=18/Ø2=76
		MT			26054	Boot Kit	L			gs		L:100/Ø1=21/Ø2=89/with cap
		MT			26082	Boot Kit	R			gs		L:92/Ø1=16/Ø2=89/with cap
1.3 D (33 kW)	08.86 - 12.88	MT			22471	Driveshaft	L				1	L:476/A:20
		MT			22472	Driveshaft	R				1	L:727/A:20
		MT		Ch.-No. - 80-H-168730	22452	Joint Kit	L/R		ws		27	A:20/F:30
		MT		Ch.-No. 80-H-168731 -	22469	Joint Kit	L		ws		27	A:20/F:30
		MT		Ch.-No. 80-H-168731 -	22452	Joint Kit	R		ws		27	A:20/F:30
		MT		Ch.-No. - 80-H-168730	20286	Joint Kit	L/R			gs	29	G:33
		MT		Ch.-No. 80-H-168731 -	22455	Joint Kit	L			gs	29	G:33:/Ø Joint:92
		MT		Ch.-No. 80-H-168731 -	20286	Joint Kit	R			gs	29	G:33
		MT		Ch.-No. - 80-H-168730	26030	Boot Kit	L/R		ws			L:80/Ø1=18/Ø2=76
		MT		Ch.-No. 80-H-168731 -	26005	Boot Kit	L		ws			L:84/Ø1=20/Ø2=76
		MT		Ch.-No. 80-H-168731 -	26030	Boot Kit	R		ws			L:80/Ø1=18/Ø2=76
		MT		Ch.-No. - 80-H-168730	26082	Boot Kit	L/R			gs		L:92/Ø1=16/Ø2=89/with cap
		MT		Ch.-No. 80-H-168731 -	26054	Boot Kit	L			gs		L:100/Ø1=21/Ø2=89/with cap
		MT		Ch.-No. 80-H-168731 -	26082	Boot Kit	R			gs		L:92/Ø1=16/Ø2=89/with cap
<b>POLO COUPE (86C)</b>												
1.0 (29 kW)	05.82 - 10.86	MT			22471	Driveshaft	L				1	L:476/A:20
		MT			22472	Driveshaft	R				1	L:727/A:20
		MT		Ch.-No. - 86-E-050306	20285	Joint Kit			ws		27	A:20/F:25
		MT		Ch.-No. 86-E-050307 -	22452	Joint Kit			ws		27	A:20/F:30
		MT			20286	Joint Kit				gs	29	G:33
		MT		Ch.-No. - 86-E-050306	26022	Boot Kit			ws			L:95/Ø1=17/Ø2=70
		MT		Ch.-No. 86-E-050307 -	26030	Boot Kit			ws			L:80/Ø1=18/Ø2=76
		MT			26082	Boot Kit				gs		L:92/Ø1=16/Ø2=89/with cap
1.0 (33 kW)	08.85 - 01.92	MT			22471	Driveshaft	L				1	L:476/A:20
		MT			22472	Driveshaft	R				1	L:727/A:20
		MT		Ch.-No. - 80-H-168730	22452	Joint Kit	L/R		ws		27	A:20/F:30
		MT		Ch.-No. 80-H-168731 -	22469	Joint Kit	L		ws		27	A:20/F:30
		MT		Ch.-No. 80-H-168731 -	22452	Joint Kit	R		ws		27	A:20/F:30
		MT		Ch.-No. - 80-H-168730	20286	Joint Kit	L/R			gs	29	G:33
		MT		Ch.-No. 80-H-168731 -	22455	Joint Kit	L			gs	29	G:33:/Ø Joint:92
		MT		Ch.-No. 80-H-168731 -	20286	Joint Kit	R			gs	29	G:33
		MT		Ch.-No. - 80-H-168730	26030	Boot Kit	L/R		ws			L:80/Ø1=18/Ø2=76
		MT		Ch.-No. 80-H-168731 -	26005	Boot Kit	L		ws			L:84/Ø1=20/Ø2=76
		MT		Ch.-No. 80-H-168731 -	26030	Boot Kit	R		ws			L:80/Ø1=18/Ø2=76
		MT		Ch.-No. - 80-H-168730	26082	Boot Kit	L/R			gs		L:92/Ø1=16/Ø2=89/with cap
		MT		Ch.-No. 80-H-168731 -	26054	Boot Kit	L			gs		L:100/Ø1=21/Ø2=89/with cap
		MT		Ch.-No. 80-H-168731 -	26082	Boot Kit	R			gs		L:92/Ø1=16/Ø2=89/with cap
1.0 KAT (33 kW)	08.89 - 09.94	MT		Ch.-No. - 80-N-500000	22471	Driveshaft	L				1	L:476/A:20
		MT		Ch.-No. - 80-N-500000	22472	Driveshaft	R				1	L:727/A:20
		MT			22469	Joint Kit	L		ws		27	A:20/F:30
		MT			22452	Joint Kit	R		ws		27	A:20/F:30
		MT			22455	Joint Kit	L			gs	29	G:33:/Ø Joint:92
		MT			20286	Joint Kit	R			gs	29	G:33
		MT			26005	Boot Kit	L		ws			L:84/Ø1=20/Ø2=76
		MT			26030	Boot Kit	R		ws			L:80/Ø1=18/Ø2=76
		MT			26054	Boot Kit	L			gs		L:100/Ø1=21/Ø2=89/with cap
		MT			26082	Boot Kit	R			gs		L:92/Ø1=16/Ø2=89/with cap

		Transm.	with ABS Ring		Part-No.	Description	L	F	Wheel Side	Gear Box Side	Pic. No.	Technical Specification  Further details on page I
		MT Manual AT Autom.					Left R Right	Front R Rear				

( VOLKSWAGEN )

( VOLKSWAGEN )

POLO COUPE (86C)													
1.1 (37 kW)	10.81 - 07.83	MT			22471	Driveshaft	L				1	L:476/A:20	
		MT			22472	Driveshaft	R				1	L:727/A:20	
		MT			20285	Joint Kit			ws		27	A:20/F:25	
		MT			20286	Joint Kit				gs	29	G:33	
		MT			26022	Boot Kit			ws				L:95/Ø1=17/Ø2=70
		MT			26082	Boot Kit					gs		L:92/Ø1=16/Ø2=89/with cap
1.3 (40 kW)	08.83 - 06.87	MT			22471	Driveshaft	L				1	L:476/A:20	
		MT			22472	Driveshaft	R				1	L:727/A:20	
		MT			22452	Joint Kit			ws		27	A:20/F:30	
		MT			20286	Joint Kit				gs	29	G:33	
		MT			26030	Boot Kit			ws				L:80/Ø1=18/Ø2=76
		MT			26082	Boot Kit					gs		L:92/Ø1=16/Ø2=89/with cap
1.3 KAT (40 kW)	07.87 - 08.94	MT		Ch.-No. - 80-N-500000	22471	Driveshaft	L				1	L:476/A:20	
		MT		Ch.-No. - 80-N-500000	22472	Driveshaft	R				1	L:727/A:20	
		MT			22469	Joint Kit	L		ws		27	A:20/F:30	
		MT			22452	Joint Kit	R		ws		27	A:20/F:30	
		MT			22455	Joint Kit	L			gs	29	G:33/Ø Joint:92	
		MT			20286	Joint Kit	R			gs	29	G:33	
		MT			26005	Boot Kit	L		ws				L:84/Ø1=20/Ø2=76
		MT			26030	Boot Kit	R		ws				L:80/Ø1=18/Ø2=76
		MT			26054	Boot Kit	L			gs			L:100/Ø1=21/Ø2=89/with cap
		MT			26082	Boot Kit	R			gs			L:92/Ø1=16/Ø2=89/with cap
1.3 (44 kW)	10.81 - 07.83	MT			22471	Driveshaft	L				1	L:476/A:20	
		MT			22472	Driveshaft	R				1	L:727/A:20	
		MT			20285	Joint Kit			ws		27	A:20/F:25	
		MT			20286	Joint Kit				gs	29	G:33	
		MT			26022	Boot Kit			ws				L:95/Ø1=17/Ø2=70
		MT			26082	Boot Kit				gs			L:92/Ø1=16/Ø2=89/with cap
1.3 (55 kW)	09.82 - 09.89	MT			22471	Driveshaft	L				1	L:476/A:20	
		MT			22472	Driveshaft	R				1	L:727/A:20	
		MT		Ch.-No. 86623000001 - 86-E-050306	20285	Joint Kit	L/R		ws		27	A:20/F:25	
		MT		Ch.-No. 86-E-050307 - 80-H-168730	22452	Joint Kit	L/R		ws		27	A:20/F:30	
		MT		Ch.-No. 80-H-168731 -	22469	Joint Kit	L		ws		27	A:20/F:30	
		MT		Ch.-No. 80-H-168731 -	22452	Joint Kit	R		ws		27	A:20/F:30	
		MT		Ch.-No. 86623000001 - 80-H-168730	20286	Joint Kit	L/R			gs	29	G:33	
		MT		Ch.-No. 80-H-168731 -	22455	Joint Kit	L			gs	29	G:33/Ø Joint:92	
		MT		Ch.-No. 80-H-168731 -	20286	Joint Kit	R			gs	29	G:33	
		MT		Ch.-No. 86623000001 - 86-E-050306	26022	Boot Kit	L/R		ws				L:95/Ø1=17/Ø2=70
		MT		Ch.-No. 86-E-050307 - 80-H-168730	26030	Boot Kit	L/R		ws				L:80/Ø1=18/Ø2=76
		MT		Ch.-No. 80-H-168731 -	26005	Boot Kit	L		ws				L:84/Ø1=20/Ø2=76
		MT		Ch.-No. 80-H-168731 -	26030	Boot Kit	R		ws				L:80/Ø1=18/Ø2=76

		MT	Ch.-No. 86623000001 - 80-H-168730	<b>26082</b>	Boot Kit	L/R		gs		L:92/Ø1=16/Ø2=89/with cap
		MT	Ch.-No. 80-H-168731 -	<b>26054</b>	Boot Kit	L		gs		L:100/Ø1=21/Ø2=89/with cap
		MT	Ch.-No. 80-H-168731 -	<b>26082</b>	Boot Kit	R		gs		L:92/Ø1=16/Ø2=89/with cap
1.3 KAT (55 kW)	10.89 - 09.94	MT	Ch.-No. - 80-N-500000	<b>22471</b>	Driveshaft	L			1	L:476/A:20
		MT	Ch.-No. - 80-N-500000	<b>22472</b>	Driveshaft	R			1	L:727/A:20
		MT		<b>22469</b>	Joint Kit	L	ws		27	A:20/F:30
		MT		<b>22452</b>	Joint Kit	R	ws		27	A:20/F:30
		MT		<b>22455</b>	Joint Kit	L		gs	29	G:33:/Ø Joint:92
		MT		<b>20286</b>	Joint Kit	R		gs	29	G:33
		MT		<b>26005</b>	Boot Kit	L	ws			L:84/Ø1=20/Ø2=76
		MT		<b>26030</b>	Boot Kit	R	ws			L:80/Ø1=18/Ø2=76
		MT		<b>26054</b>	Boot Kit	L		gs		L:100/Ø1=21/Ø2=89/with cap
		MT		<b>26082</b>	Boot Kit	R		gs		L:92/Ø1=16/Ø2=89/with cap
1.3 D (33 kW)	08.86 - 08.90	MT		<b>22471</b>	Driveshaft	L			1	L:476/A:20
		MT		<b>22470</b>	Driveshaft	R			1	L:726.5/A:20
		MT		<b>22469</b>	Joint Kit		ws		27	A:20/F:30
		MT		<b>22455</b>	Joint Kit			gs	29	G:33:/Ø Joint:92
		MT		<b>26005</b>	Boot Kit		ws			L:84/Ø1=20/Ø2=76
		MT	TPE boot	<b>26252</b>	Boot Kit		ws			L:109/Ø1=26/Ø2=75
		MT		<b>26054</b>	Boot Kit			gs		L:100/Ø1=21/Ø2=89/with cap
1.3 G40 (83 kW)	08.90 - 09.94	MT		<b>22469</b>	Joint Kit	L	ws		27	A:20/F:30
		MT		<b>22452</b>	Joint Kit	R	ws		27	A:20/F:30
		MT		<b>22455</b>	Joint Kit	L		gs	29	G:33:/Ø Joint:92
		MT		<b>20286</b>	Joint Kit	R		gs	29	G:33
		MT		<b>26005</b>	Boot Kit	L	ws			L:84/Ø1=20/Ø2=76
		MT		<b>26030</b>	Boot Kit	R	ws			L:80/Ø1=18/Ø2=76
		MT		<b>26054</b>	Boot Kit	L		gs		L:100/Ø1=21/Ø2=89/with cap
		MT		<b>26082</b>	Boot Kit	R		gs		L:92/Ø1=16/Ø2=89/with cap
1.3 G40 (85 kW)	01.87 - 08.90	MT	Ch.-No. - 80-H-168730	<b>22452</b>	Joint Kit	L/R	ws		27	A:20/F:30
		MT	Ch.-No. 80-H-168731 - 80-R-150000	<b>22469</b>	Joint Kit	L	ws		27	A:20/F:30
		MT	Ch.-No. 80-H-168731 - 80-R-150000	<b>22452</b>	Joint Kit	R	ws		27	A:20/F:30
		MT	Ch.-No. - 80-H-168730	<b>20286</b>	Joint Kit	L/R		gs	29	G:33
		MT	Ch.-No. 80-H-168731 - 80-R-150000	<b>22455</b>	Joint Kit	L		gs	29	G:33:/Ø Joint:92
		MT	Ch.-No. 80-H-168731 - 80-R-150000	<b>20286</b>	Joint Kit	R		gs	29	G:33
		MT	Ch.-No. - 80-H-168730	<b>26030</b>	Boot Kit	L/R	ws			L:80/Ø1=18/Ø2=76
		MT	Ch.-No. 80-H-168731 - 80-R-150000	<b>26005</b>	Boot Kit	L	ws			L:84/Ø1=20/Ø2=76
		MT	Ch.-No. 80-H-168731 - 80-R-150000	<b>26030</b>	Boot Kit	R	ws			L:80/Ø1=18/Ø2=76
		MT	Ch.-No. - 80-H-168730	<b>26082</b>	Boot Kit	L/R		gs		L:92/Ø1=16/Ø2=89/with cap
		MT	Ch.-No. 80-H-168731 - 80-R-150000	<b>26054</b>	Boot Kit	L		gs		L:100/Ø1=21/Ø2=89/with cap
		MT	Ch.-No. 80-H-168731 - 26-R-150000	<b>26082</b>	Boot Kit	R		gs		L:92/Ø1=16/Ø2=89/with cap
1.4 D (35 kW)	08.90 - 09.94	MT	Ch.-No. 80-M-000001 - 80-R-150000	<b>22471</b>	Driveshaft	L			1	L:476/A:20
		MT	Ch.-No. 80-M-000001 - 80-N-500000	<b>22470</b>	Driveshaft	R			1	L:726.5/A:20
		MT		<b>22469</b>	Joint Kit		ws		27	A:20/F:30
		MT		<b>22455</b>	Joint Kit			gs	29	G:33:/Ø Joint:92
		MT		<b>26005</b>	Boot Kit		ws			L:84/Ø1=20/Ø2=76
		MT	TPE boot	<b>26252</b>	Boot Kit		ws			L:109/Ø1=26/Ø2=75
		MT		<b>26054</b>	Boot Kit			gs		L:100/Ø1=21/Ø2=89/with cap
<b>POLO VAN (86CF)</b>										
1.0 (33 kW)	04.93 - 09.94	MT	Ch.-No. - 80-N-500000	<b>22471</b>	Driveshaft	L			1	L:476/A:20
		MT	Ch.-No. - 80-N-500000	<b>22472</b>	Driveshaft	R			1	L:727/A:20
		MT		<b>22469</b>	Joint Kit	L	ws		27	A:20/F:30

		Transm.	with ABS Ring		Part-No.	Description	L	F	Wheel Side	Gear Box Side	Pic. No.	Technical Specification  Further details on page I
		MT Manual AT Autom.					Left R Right	Front R Rear				

( VOLKSWAGEN )

( VOLKSWAGEN )

POLO VAN (86CF)													
1.0 (33 kW)	04.93 - 09.94	MT			22452	Joint Kit	R		ws		27	A:20/F:30	
		MT			22455	Joint Kit	L		gs		29	G:33/Ø Joint:92	
		MT			20286	Joint Kit	R		gs		29	G:33	
		MT			26005	Boot Kit	L		ws				L:84/Ø1=20/Ø2=76
		MT			26030	Boot Kit	R		ws				L:80/Ø1=18/Ø2=76
		MT			26054	Boot Kit	L		gs				L:100/Ø1=21/Ø2=89/with cap
		MT			26082	Boot Kit	R		gs				L:92/Ø1=16/Ø2=89/with cap
1.3 (40 kW)	04.93 - 08.94	MT		Ch.-No. - 80-N-500000	22471	Driveshaft	L				1	L:476/A:20	
		MT		Ch.-No. - 80-N-500000	22472	Driveshaft	R				1	L:727/A:20	
		MT			22469	Joint Kit	L		ws		27	A:20/F:30	
		MT			22452	Joint Kit	R		ws		27	A:20/F:30	
		MT			22455	Joint Kit	L		gs		29	G:33/Ø Joint:92	
		MT			20286	Joint Kit	R		gs		29	G:33	
		MT			26005	Boot Kit	L		ws				L:84/Ø1=20/Ø2=76
		MT			26030	Boot Kit	R		ws				L:80/Ø1=18/Ø2=76
1.4 D (35 kW)	04.93 - 09.94	MT		Ch.-No. 80-M-000001 - 80-R-150000	22471	Driveshaft	L				1	L:476/A:20	
		MT		Ch.-No. 80-M-000001 - 80-R-150000	22470	Driveshaft	R				1	L:726.5/A:20	
		MT			22469	Joint Kit			ws		27	A:20/F:30	
		MT			22455	Joint Kit			gs		29	G:33/Ø Joint:92	
		MT			26005	Boot Kit			ws				L:84/Ø1=20/Ø2=76
		MT		TPE boot	26252	Boot Kit			ws				L:109/Ø1=26/Ø2=75
		MT			26054	Boot Kit			gs				L:100/Ø1=21/Ø2=89/with cap
POLO (6N1)													
1.0 (33 kW)	10.94 - 09.96	MT			21708	Driveshaft	L				1	L:515/A:22	
		MT			21709	Driveshaft	R				1	L:736/A:22	
		MT		TPE boot	23675	Joint Kit			ws		27	A:22/F:30/O:53/X	
		MT			22455	Joint Kit			gs		29	G:33/Ø Joint:92	
		MT		TPE boot	26252	Boot Kit			ws				L:109/Ø1=26/Ø2=75
		MT			26054	Boot Kit			gs				L:100/Ø1=21/Ø2=89/with cap
		MT		TPE boot	24661	Boot Kit			gs				L:108/Ø1=27/Ø2=89/with cap
1.0 (37 kW)	09.96 - 10.99	MT			21708	Driveshaft	L				1	L:515/A:22	
		MT			21709	Driveshaft	R				1	L:736/A:22	
		MT		TPE boot	23675	Joint Kit			ws		27	A:22/F:30/O:53/X	
		MT			22455	Joint Kit			gs		29	G:33/Ø Joint:92	
		MT		TPE boot	26252	Boot Kit			ws				L:109/Ø1=26/Ø2=75
		MT			26054	Boot Kit			gs				L:100/Ø1=21/Ø2=89/with cap
		MT		TPE boot	24661	Boot Kit			gs				L:108/Ø1=27/Ø2=89/with cap
1.3 (40 kW)	10.94 - 07.95	MT			21708	Driveshaft	L				1	L:515/A:22	
		MT			21709	Driveshaft	R				1	L:736/A:22	

		MT	TPE boot	23675	Joint Kit			ws		27	A:22/F:30/O:53/X
		MT		22455	Joint Kit				gs	29	G:33:/Ø Joint:92
		MT	TPE boot	26252	Boot Kit			ws			L:109/Ø1=26/Ø2=75
		MT		26054	Boot Kit				gs		L:100/Ø1=21/Ø2=89/with cap
		MT	TPE boot	24661	Boot Kit				gs		L:108/Ø1=27/Ø2=89/with cap
1.4 (40 kW)	08.95 - 10.99	MT		21708	Driveshaft	L				1	L:515/A:22
		AT	(-) air cond	24574	Driveshaft	L					L:505/A:22/O:53
		MT		21709	Driveshaft	R				1	L:736/A:22
		MT	TPE boot	23675	Joint Kit			ws		27	A:22/F:30/O:53/X
		MT		22455	Joint Kit				gs	29	G:33:/Ø Joint:92
		MT	TPE boot	26252	Boot Kit			ws			L:109/Ø1=26/Ø2=75
		MT		26054	Boot Kit				gs		L:100/Ø1=21/Ø2=89/with cap
		MT	TPE boot	24661	Boot Kit				gs		L:108/Ø1=27/Ø2=89/with cap
		AT	TPE boot, (-) air cond	24662	Boot Kit				gs		L:108/Ø1=27/Ø2=94/with cap
		AT	engine AKP, (+) air cond	24660	Boot Kit				gs		L:100/Ø1=21/Ø2=63
1.4 (44 kW)	07.95 - 10.99	MT	engine AKK/AUD	24091	Driveshaft	L				1	L:525/A:22/O:53
		MT	engine AEX/AKV/APQ	21708	Driveshaft	L				1	L:515/A:22
		AT	engine AEX/AKV/APQ, (-) air cond	24574	Driveshaft	L					L:505/A:22/O:53
		MT	engine AKK/AUD	24092	Driveshaft	R				1	L:750/A:22/O:53
		MT	engine AEX/AKV/APQ	21709	Driveshaft	R				1	L:736/A:22
		MT/AT	TPE boot	23675	Joint Kit			ws		27	A:22/F:30/O:53/X
		MT/AT		22455	Joint Kit				gs	29	G:33:/Ø Joint:92
		MT/AT	TPE boot	26252	Boot Kit			ws			L:109/Ø1=26/Ø2=75
		MT/AT		26054	Boot Kit				gs		L:100/Ø1=21/Ø2=89/with cap
		MT	TPE boot	24661	Boot Kit				gs		L:108/Ø1=27/Ø2=89/with cap
		AT	TPE boot, (-) air cond	24662	Boot Kit				gs		L:108/Ø1=27/Ø2=94/with cap
		AT	engine AKK/AUD, (+) air cond	24660	Boot Kit				gs		L:100/Ø1=21/Ø2=63
1.4 16V (74 kW)	04.96 - 10.99	MT	TPE boot	23675	Joint Kit			ws		27	A:22/F:30/O:53/X
		MT		22455	Joint Kit				gs	29	G:33:/Ø Joint:92
		MT	TPE boot	26252	Boot Kit			ws			L:109/Ø1=26/Ø2=75
		MT		26054	Boot Kit				gs		L:100/Ø1=21/Ø2=89/with cap
		MT	TPE boot	24661	Boot Kit				gs		L:108/Ø1=27/Ø2=89/with cap
1.6 (55 kW)	10.94 - 10.99	MT		21708	Driveshaft	L				1	L:515/A:22
		AT	(-) air cond	24574	Driveshaft	L					L:505/A:22/O:53
		MT		21709	Driveshaft	R				1	L:736/A:22
		MT	TPE boot	23675	Joint Kit			ws		27	A:22/F:30/O:53/X
		MT		22455	Joint Kit				gs	29	G:33:/Ø Joint:92
		MT	TPE boot	26252	Boot Kit			ws			L:109/Ø1=26/Ø2=75
		MT		26054	Boot Kit				gs		L:100/Ø1=21/Ø2=89/with cap
		MT	TPE boot	24661	Boot Kit				gs		L:108/Ø1=27/Ø2=89/with cap
		AT	TPE boot, (-) air cond	24662	Boot Kit				gs		L:108/Ø1=27/Ø2=94/with cap
1.6 16V GTI (88 kW)	09.98 - 10.99	MT		24541	Joint Kit			ws		27	A:22/F:30/DF:23.45/O:53/X
		MT	TPE boot	24542	Boot Kit			ws			L:112.5/Ø1=25.5/Ø2=87
		MT	TPE boot	24661	Boot Kit				gs		L:108/Ø1=27/Ø2=89/with cap
1.7 SDI (42/44 kW)	08.97 - 10.99	MT		21708	Driveshaft	L				1	L:515/A:22
		MT		21709	Driveshaft	R				1	L:736/A:22
		MT	TPE boot	23675	Joint Kit			ws		27	A:22/F:30/O:53/X
		MT	TPE boot	26252	Boot Kit			ws			L:109/Ø1=26/Ø2=75
		MT	TPE boot	24661	Boot Kit				gs		L:108/Ø1=27/Ø2=89/with cap
1.9 D (47 kW)	10.94 - 10.99	MT		21708	Driveshaft	L				1	L:515/A:22
		MT		21709	Driveshaft	R				1	L:736/A:22

		Transm.	with ABS Ring		Part-No.	Description	L	F	Wheel Side	Gear Box Side	Pic. No.	Technical Specification  Further details on page I
		MT Manual AT Autom.					Left R Right	Front R Rear				




( VOLKSWAGEN )

( VOLKSWAGEN )

POLO (6N1)													
1.9 D (47 kW)	10.94 - 10.99	MT		TPE boot	23675	Joint Kit			ws		27	A:22/F:30/O:53/X	
		MT		TPE boot	26252	Boot Kit			ws			L:109/Ø1=26/Ø2=75	
		MT		TPE boot	24661	Boot Kit				gs			L:108/Ø1=27/Ø2=89/with cap
1.9 SDI (47 kW)	07.96 - 10.99	MT			21708	Driveshaft	L				1	L:515/A:22	
		MT			21709	Driveshaft	R				1	L:736/A:22	
		MT		TPE boot	23675	Joint Kit			ws		27	A:22/F:30/O:53/X	
		MT		TPE boot	22455	Joint Kit				gs	29	G:33/Ø Joint:92	
		MT		TPE boot	26252	Boot Kit			ws				L:109/Ø1=26/Ø2=75
		MT		TPE boot	26054	Boot Kit				gs			L:100/Ø1=21/Ø2=89/with cap
POLO VAN (6NF)													
1.0 (33 kW)	10.94 - 12.99	MT			21708	Driveshaft	L				1	L:515/A:22	
		MT			21709	Driveshaft	R				1	L:736/A:22	
		MT		TPE boot	23675	Joint Kit			ws		27	A:22/F:30/O:53/X	
		MT		TPE boot	22455	Joint Kit				gs	29	G:33/Ø Joint:92	
		MT		TPE boot	26252	Boot Kit			ws				L:109/Ø1=26/Ø2=75
		MT		TPE boot	26054	Boot Kit				gs			L:100/Ø1=21/Ø2=89/with cap
1.4 (44 kW)	05.98 - 12.99	MT			21708	Driveshaft	L				1	L:515/A:22	
		MT			21709	Driveshaft	R				1	L:736/A:22	
		MT/AT		TPE boot	23675	Joint Kit			ws		27	A:22/F:30/O:53/X	
		MT/AT		TPE boot	22455	Joint Kit				gs	29	G:33/Ø Joint:92	
		MT/AT		TPE boot	26252	Boot Kit			ws				L:109/Ø1=26/Ø2=75
		MT/AT		TPE boot	26054	Boot Kit				gs			L:100/Ø1=21/Ø2=89/with cap
1.7 SDI (44 kW)	08.97 - 10.99	MT			21708	Driveshaft	L				1	L:515/A:22	
		MT			21709	Driveshaft	R				1	L:736/A:22	
		MT		TPE boot	23675	Joint Kit			ws		27	A:22/F:30/O:53/X	
		MT		TPE boot	22455	Joint Kit				gs	29	G:33/Ø Joint:92	
		MT		TPE boot	26252	Boot Kit			ws				L:109/Ø1=26/Ø2=75
		MT		TPE boot	26054	Boot Kit				gs			L:100/Ø1=21/Ø2=89/with cap
1.9 D (47 kW)	10.94 - 12.99	MT			21708	Driveshaft	L				1	L:515/A:22	
		MT			21709	Driveshaft	R				1	L:736/A:22	
		MT		TPE boot	23675	Joint Kit			ws		27	A:22/F:30/O:53/X	
		MT		TPE boot	26252	Boot Kit			ws				L:109/Ø1=26/Ø2=75
1.9 SDI (47 kW)	07.96 - 12.99	MT		TPE boot	23675	Joint Kit			ws		27	A:22/F:30/O:53/X	
		MT			21708	Driveshaft	L				1	L:515/A:22	
		MT			21709	Driveshaft	R				1	L:736/A:22	
		MT			22455	Joint Kit				gs	29	G:33/Ø Joint:92	
		MT		TPE boot	26252	Boot Kit			ws				L:109/Ø1=26/Ø2=75
		MT		TPE boot	26054	Boot Kit				gs			L:100/Ø1=21/Ø2=89/with cap



<b>POLO (6N2)</b>											
1.0 (37 kW)	10.99 - 09.01	MT	TPE boot	23675	Joint Kit			ws		27	A:22/F:30/O:53/X
		MT	TPE boot	26252	Boot Kit			ws			L:109/Ø1=26/Ø2=75
		MT	TPE boot	24661	Boot Kit				gs		L:108/Ø1=27/Ø2=89/with cap
1.4 (40 kW)	10.99 - 09.01	AT	(-) air cond	24574	Driveshaft	L					L:505/A:22/O:53
		MT	TPE boot	23675	Joint Kit			ws		27	A:22/F:30/O:53/X
		MT	TPE boot	26252	Boot Kit			ws			L:109/Ø1=26/Ø2=75
		MT	TPE boot	24661	Boot Kit				gs		L:108/Ø1=27/Ø2=89/with cap
		AT	TPE boot, (-) air cond	24662	Boot Kit				gs		L:108/Ø1=27/Ø2=94/with cap
		AT	engine AKP, (+) air cond	24660	Boot Kit				gs		L:100/Ø1=21/Ø2=63
1.4 (44 kW)	10.99 - 09.01	MT	engine AKK/AUD	24091	Driveshaft	L				1	L:525/A:22/O:53
		MT	engine AEX/AKV/APQ	21708	Driveshaft	L				1	L:515/A:22
		AT	engine AEX/AKV/APQ, (-) air cond	24574	Driveshaft	L					L:505/A:22/O:53
		MT	engine AKK/AUD	24092	Driveshaft	R				1	L:750/A:22/O:53
		MT	engine AEX/AKV/APQ	21709	Driveshaft	R				1	L:736/A:22
		MT	TPE boot	23675	Joint Kit			ws		27	A:22/F:30/O:53/X
		MT	TPE boot	24661	Boot Kit				gs		L:108/Ø1=27/Ø2=89/with cap
		MT	TPE boot	26252	Boot Kit			ws			L:109/Ø1=26/Ø2=75
		AT	TPE boot, (-) air cond	24662	Boot Kit				gs		L:108/Ø1=27/Ø2=94/with cap
		AT	engine AKK/AUD, (+) air cond	24660	Boot Kit				gs		L:100/Ø1=21/Ø2=63
1.4 16V (55/74 kW)	10.99 - 09.01	MT	TPE boot	23675	Joint Kit			ws		27	A:22/F:30/O:53/X
		MT	TPE boot	26252	Boot Kit			ws			L:109/Ø1=26/Ø2=75
		MT	TPE boot	24661	Boot Kit				gs		L:108/Ø1=27/Ø2=89/with cap
		AT	TPE boot, (-) air cond	24662	Boot Kit				gs		L:108/Ø1=27/Ø2=94/with cap
		AT	(+) air cond	24660	Boot Kit				gs		L:100/Ø1=21/Ø2=63
1.6 16V GTI (92 kW)	10.99 - 09.01	MT		24541	Joint Kit			ws		27	A:22/F:30/DF:23.45//O:53/X
		MT	TPE boot	24542	Boot Kit			ws			L:112.5/Ø1=25.5/Ø2=87
		MT	TPE boot	24661	Boot Kit				gs		L:108/Ø1=27/Ø2=89/with cap
1.4 TDI (55 kW)	10.99 - 09.01	MT		24541	Joint Kit			ws		27	A:22/F:30/DF:23.45//O:53/X
		MT	TPE boot	24542	Boot Kit			ws			L:112.5/Ø1=25.5/Ø2=87
		MT	TPE boot, gear GAX	23268	Boot Kit	L			gs		L:110/Ø1=27/Ø2=100/with cap
		MT	TPE boot, gear GAX	24703	Boot Kit	R			gs		L:120/Ø1=36/Ø2=100/with cap
1.4 TDI (66 kW)	01.99 - 07.05	MT		24541	Joint Kit			ws		27	A:22/F:30/DF:23.45//O:53/X
		MT	TPE boot	24542	Boot Kit			ws			L:112.5/Ø1=25.5/Ø2=87
		MT	TPE boot, gear GAX	23268	Boot Kit	L			gs		L:110/Ø1=27/Ø2=100/with cap
		MT	TPE boot, gear GAX	24703	Boot Kit	R			gs		L:120/Ø1=36/Ø2=100/with cap
1.7 SDI (44 kW)	10.99 - 09.01	MT	TPE boot	23675	Joint Kit			ws		27	A:22/F:30/O:53/X
		MT	TPE boot	26252	Boot Kit			ws			L:109/Ø1=26/Ø2=75
		MT	TPE boot	24661	Boot Kit				gs		L:108/Ø1=27/Ø2=89/with cap
1.9 D (47 kW)	10.99 - 09.01	MT	TPE boot	24661	Boot Kit				gs	L:108/Ø1=27/Ø2=89/with cap	
1.9 SDI (47 kW)	10.99 - 09.01	MT	TPE boot	24661	Boot Kit				gs	L:108/Ø1=27/Ø2=89/with cap	
<b>POLO CLASSIC (6KV2)</b>											
1.4 (44 kW)	12.95 - 09.01	MT		22462	Driveshaft	L				1	L:559.5/A:22
		MT	TPE boot	22669	Joint Kit			ws		27	A:22/F:30
		MT		22455	Joint Kit				gs	29	G:33/Ø Joint:92
		MT	TPE boot	26252	Boot Kit			ws			L:109/Ø1=26/Ø2=75
		MT		26054	Boot Kit				gs		L:100/Ø1=21/Ø2=89/with cap
1.6 (55 kW)	11.95 - 09.01	MT		22437	Driveshaft	R				1	L:763.5/A:22
		MT		22494	Joint Kit			ws		27	A:22/F:30/O:53
		MT		22497	Joint Kit	L			gs	29	G:33/Ø Joint:100

		Transm.	with ABS Ring		Part-No.	Description	L	F	Wheel Side	Gear Box Side	Pic. No.	Technical Specification  Further details on page I
		MT Manual AT Autom.					Left R	Front R Rear				

( VOLKSWAGEN )

( VOLKSWAGEN )

POLO CLASSIC (6KV2)													
1.6 (55 kW)	11.95 - 09.01	MT			22498	Joint Kit	R			gs	29	G:33/Ø Joint:100	
		MT			26037	Boot Kit			ws			L:83/Ø1=22/Ø2=84	
		MT		TPE boot	23268	Boot Kit				gs			L:110/Ø1=27/Ø2=100/with cap
		MT			23514	Boot Kit	L			gs			L:111/Ø1=22/Ø2=100/with cap
		MT			26101	Boot Kit	R			gs			L:116/Ø1=35/Ø2=100/with cap
1.6 (74 kW)	12.95 - 09.01	MT			22466	Driveshaft	L				1	L:537.5/A:22	
		MT			22467	Driveshaft	R				1	L:772.5/A:22	
		MT		engine AFT, (F)	22437	Driveshaft	R				1	L:763.5/A:22	
		MT		TPE boot	22669	Joint Kit			ws		27	A:22/F:30	
		MT		engine AFT (F)	22494	Joint Kit			ws		27	A:22/F:30/O:53	
		MT			20258	Joint Kit				gs	29	G:33/Ø Joint:94.1	
		MT		engine AFT, (F)	22497	Joint Kit	L			gs	29	G:33/Ø Joint:100	
		MT		engine AFT, (F)	22498	Joint Kit	R			gs	29	G:33/Ø Joint:100	
		MT		TPE boot	26252	Boot Kit			ws				L:109/Ø1=26/Ø2=75
		MT		engine AFT, (F)	26037	Boot Kit			ws				L:83/Ø1=22/Ø2=84
		MT			26062	Boot Kit				gs			L:100/Ø1=21/Ø2=94/with cap
		MT		engine ATF, TPE boot	23268	Boot Kit				gs			L:110/Ø1=27/Ø2=100/with cap
		MT		engine AFT, (F)	23514	Boot Kit	L			gs			L:111/Ø1=22/Ø2=100/with cap
MT		engine AFT, (F)	26101	Boot Kit	R			gs			L:116/Ø1=35/Ø2=100/with cap		
AT			24367	Boot Kit				gs			L:88/Ø1=21/Ø2=82		
1.8 (66 kW)	01.97 - 09.01	MT			26101	Boot Kit	R			gs		L:116/Ø1=35/Ø2=100/with cap	
2.0 (85 kW)	08.99 - 09.01	MT			26101	Boot Kit	R			gs		L:116/Ø1=35/Ø2=100/with cap	
1.9 D (47 kW)	12.95 - 10.96	MT		engine AEY	22466	Driveshaft	L				1	L:537.5/A:22	
		MT		engine AEY	22467	Driveshaft	R				1	L:772.5/A:22	
		MT		engine AEY, TPE boot	22669	Joint Kit			ws		27	A:22/F:30	
		MT		engine AEY	22461	Joint Kit			ws		27	A:22/F:30	
		MT		engine AEY	20258	Joint Kit				gs	29	G:33/Ø Joint:94.1	
		MT		engine AEY, TPE boot	26252	Boot Kit			ws				L:109/Ø1=26/Ø2=75
		MT		engine AEY	26005	Boot Kit			ws				L:84/Ø1=20/Ø2=76
		MT		engine AEY	26062	Boot Kit				gs			L:100/Ø1=21/Ø2=94/with cap
1.9 SDI (47 kW)	12.95 - 08.99	MT		Ch.-No. - 6K-V-018975	22466	Driveshaft	L				1	L:537.5/A:22	
		MT			22467	Driveshaft	R				1	L:772.5/A:22	
		MT		TPE boot	22669	Joint Kit			ws		27	A:22/F:30	
		MT			22461	Joint Kit			ws		27	A:22/F:30	
		MT			20258	Joint Kit				gs	29	G:33/Ø Joint:94.1	
		MT		TPE boot	26252	Boot Kit			ws				L:109/Ø1=26/Ø2=75
		MT			26005	Boot Kit			ws				L:84/Ø1=20/Ø2=76
MT			26062	Boot Kit				gs			L:100/Ø1=21/Ø2=94/with cap		
1.9 SDI (50 kW)	08.99 - 09.01	MT		TPE boot	23268	Boot Kit	L			gs		L:110/Ø1=27/Ø2=100/with cap	
1.9 TDI (66 kW)	09.96 - 09.01	MT			22437	Driveshaft	R				1	L:763.5/A:22	
		MT			22494	Joint Kit			ws		27	A:22/F:30/O:53	

		MT		<b>22497</b>	Joint Kit	L		gs	29	G:33/Ø Joint:100
		MT		<b>22498</b>	Joint Kit	R		gs	29	G:33/Ø Joint:100
		MT		<b>26037</b>	Boot Kit		ws			L:83/Ø1=22/Ø2=84
		MT	TPE boot	<b>23268</b>	Boot Kit	L		gs		L:110/Ø1=27/Ø2=100/with cap
		MT		<b>23514</b>	Boot Kit	L		gs		L:111/Ø1=22/Ø2=100/with cap
		MT		<b>26101</b>	Boot Kit	R		gs		L:116/Ø1=35/Ø2=100/with cap
1.9 TDI (81 kW)	06.98 - 09.01	MT	TPE boot	<b>23268</b>	Boot Kit	L		gs		L:110/Ø1=27/Ø2=100/with cap
		MT		<b>26101</b>	Boot Kit	R		gs		L:116/Ø1=35/Ø2=100/with cap
<b>POLO VARIANT (6KV5)</b>										
1.4 (40 kW)	12.98 - 09.01	MT	TPE boot	<b>23675</b>	Joint Kit			ws	27	A:22/F:30/O:53/X
		MT	TPE boot	<b>26252</b>	Boot Kit			ws		L:109/Ø1=26/Ø2=75
1.4 (44 kW)	05.97 - 09.01	MT		<b>22462</b>	Driveshaft	L			1	L:559.5/A:22
		MT		<b>22461</b>	Joint Kit		ws		27	A:22/F:30
		MT	TPE boot	<b>22669</b>	Joint Kit		ws		27	A:22/F:30
		MT		<b>22455</b>	Joint Kit			gs	29	G:33/Ø Joint:92
		MT		<b>26005</b>	Boot Kit		ws			L:84/Ø1=20/Ø2=76
		MT	TPE boot	<b>26252</b>	Boot Kit		ws			L:109/Ø1=26/Ø2=75
		MT		<b>26054</b>	Boot Kit			gs		L:100/Ø1=21/Ø2=89/with cap
1.4 16V (55 kW)	10.99 - 09.01	MT	TPE boot	<b>23675</b>	Joint Kit			ws	27	A:22/F:30/O:53/X
		MT	TPE boot	<b>26252</b>	Boot Kit			ws		L:109/Ø1=26/Ø2=75
1.6 (55 kW)	05.97 - 09.01	MT		<b>22437</b>	Driveshaft	R			1	L:763.5/A:22
		MT		<b>22494</b>	Joint Kit		ws		27	A:22/F:30/O:53
		MT		<b>22497</b>	Joint Kit	L		gs	29	G:33/Ø Joint:100
		MT		<b>22498</b>	Joint Kit	R		gs	29	G:33/Ø Joint:100
		MT		<b>26037</b>	Boot Kit		ws			L:83/Ø1=22/Ø2=84
		MT		<b>23514</b>	Boot Kit	L		gs		L:111/Ø1=22/Ø2=100/with cap
		MT		<b>26101</b>	Boot Kit	R		gs		L:116/Ø1=35/Ø2=100/with cap
1.6 (74 kW)	05.97 - 09.01	MT		<b>22466</b>	Driveshaft	L			1	L:537.5/A:22
		MT		<b>22467</b>	Driveshaft	R			1	L:772.5/A:22
		MT	engine AFT, (F)	<b>22437</b>	Driveshaft	R			1	L:763.5/A:22
		MT	TPE boot	<b>22669</b>	Joint Kit		ws		27	A:22/F:30
		MT	engine AFT, (F)	<b>22494</b>	Joint Kit		ws		27	A:22/F:30/O:53
		MT		<b>20258</b>	Joint Kit			gs	29	G:33/Ø Joint:94.1
		MT	engine AFT, (F)	<b>22497</b>	Joint Kit	L		gs	29	G:33/Ø Joint:100
		MT	engine AFT, (F)	<b>22498</b>	Joint Kit	R		gs	29	G:33/Ø Joint:100
		MT	TPE boot	<b>26252</b>	Boot Kit		ws			L:109/Ø1=26/Ø2=75
		MT	engine AFT, (F)	<b>26037</b>	Boot Kit		ws			L:83/Ø1=22/Ø2=84
		MT		<b>26062</b>	Boot Kit			gs		L:100/Ø1=21/Ø2=94/with cap
		MT	engine AFT, TPE boot	<b>23268</b>	Boot Kit			gs		L:110/Ø1=27/Ø2=100/with cap
		MT	engine AFT, (F)	<b>23514</b>	Boot Kit	L		gs		L:111/Ø1=22/Ø2=100/with cap
		MT	engine AFT, (F)	<b>26101</b>	Boot Kit	R		gs		L:116/Ø1=35/Ø2=100/with cap
		AT		<b>24367</b>	Boot Kit			gs		L:88/Ø1=21/Ø2=82
1.9 SDI (47 kW)	06.97 - 09.01	MT	Ch.-No. - 6K-V-018975	<b>22466</b>	Driveshaft	L			1	L:537.5/A:22
		MT		<b>22467</b>	Driveshaft	R			1	L:772.5/A:22
		MT	TPE boot	<b>22669</b>	Joint Kit		ws		27	A:22/F:30
		MT		<b>22461</b>	Joint Kit		ws		27	A:22/F:30
		MT		<b>20258</b>	Joint Kit			gs	29	G:33/Ø Joint:94.1
		MT	TPE boot	<b>26252</b>	Boot Kit		ws			L:109/Ø1=26/Ø2=75
		MT		<b>26005</b>	Boot Kit		ws			L:84/Ø1=20/Ø2=76
		MT		<b>26062</b>	Boot Kit			gs		L:100/Ø1=21/Ø2=94/with cap
1.9 SDI (50 kW)	08.99 - 09.01	MT	TPE boot	<b>23268</b>	Boot Kit	L		gs		L:110/Ø1=27/Ø2=100/with cap

		Transm.	with ABS Ring		Part-No.	Description	L	F	Wheel Side	Gear Box Side	Pic. No.	Technical Specification  Further details on page I
		MT Manual AT Autom.					Left R Right	Front R Rear				

( VOLKSWAGEN )

( VOLKSWAGEN )

POLO VARIANT (6KV5)													
1.9 TDI (66 kW)	05.97 - 09.01	MT			22437	Driveshaft	R				1	L:763.5/A:22	
		MT			22494	Joint Kit			ws		27	A:22/F:30/O:53	
		MT			22497	Joint Kit	L				gs	29	G:33/Ø Joint:100
		MT			22498	Joint Kit	R				gs	29	G:33/Ø Joint:100
		MT			26037	Boot Kit				ws			L:83/Ø1=22/Ø2=84
		MT		TPE boot	23268	Boot Kit	L				gs		L:110/Ø1=27/Ø2=100/with cap
		MT			23514	Boot Kit	L				gs		L:111/Ø1=22/Ø2=100/with cap
1.9 TDI (81 kW)	06.98 - 09.01	MT		TPE boot	23268	Boot Kit	L				gs	L:110/Ø1=27/Ø2=100/with cap	
		MT			26101	Boot Kit	R				gs	L:116/Ø1=35/Ø2=100/with cap	
		MT			26101	Boot Kit	R				gs	L:116/Ø1=35/Ø2=100/with cap	
POLO (9N)													
1.2 (40 kW)	01.02 - 05.07	MT		Ch.-No. 9N-2-000001	24096	Driveshaft	L				2	L:501/A:36/O:52	
		MT		(-) steering power	24777	Driveshaft	L					2	L:501/A:20/O:52
		MT		Ch.-No. 9N-2-000001	24097	Driveshaft	R					2	L:753/A:36/O:52
		MT		(-) steering power	24585	Driveshaft	R					2	L:755/A:20/O:52
		MT			21585	Joint Kit				ws		27	A:20/F:30/O:52/X
		MT			21586	Joint Kit				ws		27	A:36/F:30/O:52/X/Ø Joint:85
		MT		TPE boot	21588	Boot Kit				ws			L:110/Ø1=25.5/Ø2=83
1.2 (44 kW)	05.07 -	MT		(+) steering power	24096	Driveshaft	L				2	L:501/A:36/O:52	
		MT		(-) steering power	24777	Driveshaft	L					2	L:501/A:20/O:52
		MT		(+) steering power	24097	Driveshaft	R					2	L:753/A:36/O:52
		MT		(-) steering power	24585	Driveshaft	R					2	L:755/A:20/O:52
		MT		(-) steering power	21585	Joint Kit				ws		27	A:20/F:30/O:52/X
		MT		(+) steering power	21586	Joint Kit				ws		27	A:36/F:30/O:52/X/Ø Joint:85
		MT		TPE boot	21588	Boot Kit				ws			L:110/Ø1=25.5/Ø2=83
1.2 (47 kW)	10.01 -	MT		Ch.-No. 9N-2-000001	24096	Driveshaft	L				2	L:501/A:36/O:52	
		MT		Ch.-No. 9N-2-000001	24097	Driveshaft	R					2	L:753/A:36/O:52
		MT			21586	Joint Kit				ws		27	A:36/F:30/O:52/X/Ø Joint:85
		MT		TPE boot	21588	Boot Kit				ws			L:110/Ø1=25.5/Ø2=83
		MT		TPE boot	24663	Boot Kit					gs		L:108/Ø1=27/Ø2=94
		MT			24096	Driveshaft	L					2	L:501/A:36/O:52
		MT			24097	Driveshaft	R					2	L:753/A:36/O:52
1.2 (51 kW)	05.07 -	MT			21586	Joint Kit				ws	27	A:36/F:30/O:52/X/Ø Joint:85	
		MT		TPE boot	21588	Boot Kit				ws		L:110/Ø1=25.5/Ø2=83	
		MT		TPE boot	24663	Boot Kit					gs		L:108/Ø1=27/Ø2=94
		MT			24096	Driveshaft	L					2	L:501/A:36/O:52
		MT			24097	Driveshaft	R					2	L:753/A:36/O:52
1.4 16V (55 kW)	10.01 -	MT		Ch.-No. 9N-2-000001	24096	Driveshaft	L				2	L:501/A:36/O:52	
		MT		Ch.-No. 9N-2-000001	24097	Driveshaft	R					2	L:753/A:36/O:52
		MT			21586	Joint Kit				ws		27	A:36/F:30/O:52/X/Ø Joint:85
		MT			21588	Boot Kit				ws			L:110/Ø1=25.5/Ø2=83
		AT			21587	Joint Kit					ws	27	A:36/F:30/O:52/X/Ø Joint:90

		MT		TPE boot	21588	Boot Kit			ws			L:110/Ø1=25.5/Ø2=83
		AT		TPE boot	21589	Boot Kit			ws			L:125/Ø1=25/Ø2=86
		MT		TPE boot	24663	Boot Kit				gs		L:108/Ø1=27/Ø2=94
1.4 16V (59 kW)	05.06 -	MT			24096	Driveshaft	L				2	L:501/A:36/0:52
		MT			24097	Driveshaft	R				2	L:753/A:36/0:52
		MT			21586	Joint Kit			ws		27	A:36/F:30/0:52/X/Ø Joint:85
		MT		TPE boot	21588	Boot Kit			ws			L:110/Ø1=25.5/Ø2=83
		AT		TPE boot	21589	Boot Kit			ws			L:125/Ø1=25/Ø2=86
		MT		TPE boot	24663	Boot Kit				gs		L:108/Ø1=27/Ø2=94
1.4 FSI (63 kW)	05.02 -	MT		Ch.-No. 9N-2-000001	24096	Driveshaft	L				2	L:501/A:36/0:52
		MT		Ch.-No. 9N-2-000001	24097	Driveshaft	R				2	L:753/A:36/0:52
		MT			21586	Joint Kit			ws		27	A:36/F:30/0:52/X/Ø Joint:85
		MT		TPE boot	21588	Boot Kit			ws			L:110/Ø1=25.5/Ø2=83
		MT		TPE boot	24663	Boot Kit				gs		L:108/Ø1=27/Ø2=94
1.4 16V (74 kW)	10.01 -	MT		Ch.-No. 9N-2-000001	24096	Driveshaft	L				2	L:501/A:36/0:52
		MT		Ch.-No. 9N-2-000001	24097	Driveshaft	R				2	L:753/A:36/0:52
		MT			21586	Joint Kit			ws		27	A:36/F:30/0:52/X/Ø Joint:85
		MT		TPE boot	21588	Boot Kit			ws			L:110/Ø1=25.5/Ø2=83
		MT		TPE boot	24663	Boot Kit				gs		L:108/Ø1=27/Ø2=94
1.6 Sportline (74 kW)	08.02 - 05.05	MT		engine BAH	21587	Joint Kit			ws		27	A:36/F:30/0:52/X/Ø Joint:90
		MT		engine BAH, TPE boot	21589	Boot Kit			ws			L:125/Ø1=25/Ø2=86
1.6 16V (77 kW)	05.06 -	MT			21587	Joint Kit			ws		27	A:36/F:30/0:52/X/Ø Joint:90
		MT/AT		TPE boot	21589	Boot Kit			ws			L:125/Ø1=25/Ø2=86
		MT		TPE boot	23268	Boot Kit				gs		L:110/Ø1=27/Ø2=100/with cap
1.8 GTi (110 kW)	09.05 -	MT			21587	Joint Kit			ws		27	A:36/F:30/0:52/X/Ø Joint:90
		MT		TPE boot	21589	Boot Kit			ws			L:125/Ø1=25/Ø2=86
		MT		TPE boot	23268	Boot Kit				gs		L:110/Ø1=27/Ø2=100/with cap
1.8 Gti Cup Edition (132 kW)	05.06 -	MT			21587	Joint Kit			ws		27	A:36/F:30/0:52/X/Ø Joint:90
		MT		TPE boot	21589	Boot Kit			ws			L:125/Ø1=25/Ø2=86
		MT		TPE boot	23268	Boot Kit				gs		L:110/Ø1=27/Ø2=100/with cap
1.4 TDI (51 kW)	04.05 -	MT			24303	Driveshaft	L					L:502/A:36
		MT			24553	Driveshaft	R					L:760/A:36
		MT			21587	Joint Kit			ws		27	A:36/F:30/0:52/X/Ø Joint:90
		MT		TPE boot	21589	Boot Kit			ws			L:125/Ø1=25/Ø2=86
		MT		engine BWB, TPE boot	23275	Boot Kit				gs		L:104/Ø1=27/Ø2=71
1.4 TDI (55 kW)	10.01 -	MT		Ch.-No. 9N-2-000001	24098	Driveshaft	L				3	L:476/A:36/0:52
		MT		Ch.-No. 9N-2-000001	24099	Driveshaft	R				3	L:758/A:36/0:52
		MT			21587	Joint Kit			ws		27	A:36/F:30/0:52/X/Ø Joint:90
		MT		TPE boot	21589	Boot Kit			ws			L:125/Ø1=25/Ø2=86
		MT			23175	Boot Kit				gs		L:113/Ø1=21/Ø2=68
		MT		TPE boot	23275	Boot Kit				gs		L:104/Ø1=27/Ø2=71
1.4 TDI (59 kW)	04.05 -	MT			21587	Joint Kit			ws		27	A:36/F:30/0:52/X/Ø Joint:90
		MT		TPE boot	21589	Boot Kit			ws			L:125/Ø1=25/Ø2=86
		MT		TPE boot	23275	Boot Kit				gs		L:104/Ø1=27/Ø2=71
1.9 SDI (47 kW)	10.01 -	MT		Ch.-No. 9N-2-000001	24096	Driveshaft	L				2	L:501/A:36/0:52
		MT		Ch.-No. 9N-2-000001	24097	Driveshaft	R				2	L:753/A:36/0:52
		MT			21586	Joint Kit			ws		27	A:36/F:30/0:52/X/Ø Joint:85
		MT		TPE boot	21588	Boot Kit			ws			L:110/Ø1=25.5/Ø2=83
		MT		TPE boot	24663	Boot Kit				gs		L:108/Ø1=27/Ø2=94
1.9 TDI (74 kW)	10.01 -	MT		Ch.-No. 9N-2-000001	24098	Driveshaft	L				3	L:476/A:36/0:52
		MT		Ch.-No. 9N-2-000001	24099	Driveshaft	R				3	L:758/A:36/0:52




		Transm.	with ABS Ring		Part-No.	Description	L	F	Wheel Side	Gear Box Side	Pic. No.	Technical Specification  Further details on page I
		MT Manual AT Autom.					Left R Right	Front R Rear				

## ( VOLKSWAGEN )

## ( VOLKSWAGEN )

POLO (9N)												
1.9 TDI (74 kW)	10.01 -	MT			21587	Joint Kit			ws		27	A:36/F:30/O:52/X/Ø Joint:90
		MT		TPE boot	21589	Boot Kit			ws			L:125/Ø1=25/Ø2=86
		MT		TPE boot	23275	Boot Kit				gs		L:104/Ø1=27/Ø2=71
1.9 TDI (96 kW)	11.03 -	MT		Ch.-No. 9N-5-500001 -	24302	Driveshaft	R					L:744/A:36
		MT			24089	Joint Kit			ws		27	A:36/F:27/DF:27.5/O:52/X
		MT		TPE boot (with nut)	24090	Boot Kit			ws			L:115/Ø1=29/Ø2=98
POLO (6R_)												
1.2 (44 kW)	06.09 -	MT		TPE boot	24663	Boot Kit				gs		L:108/Ø1=27/Ø2=94
1.2 (51 kW)	06.09 -	MT		TPE boot	24663	Boot Kit				gs		L:108/Ø1=27/Ø2=94
1.4 (63 kW)	06.09 -	MT		TPE boot	24663	Boot Kit				gs		L:108/Ø1=27/Ø2=94
1.6 TDI (55 kW)	06.09 -	MT		TPE boot	24663	Boot Kit				gs		L:108/Ø1=27/Ø2=94
1.6 TDI (66 kW)	06.09 -	MT		TPE boot	24663	Boot Kit				gs		L:108/Ø1=27/Ø2=94
		AT		TPE boot	24665	Boot Kit				gs		L:102/Ø1=28/Ø2=67
1.6 TDI (77 kW)	06.09 -	MT		TPE boot	24663	Boot Kit				gs		L:108/Ø1=27/Ø2=94
SANTANA (32B)												
1.6 (55/63 kW)	08.81 - 12.84	MT			20259	Driveshaft	L/R				1	L:625/A:22
		MT/AT			20260	Joint Kit			ws		27	A:22/F:30/X
		MT/AT			20258	Joint Kit				gs	29	G:33/Ø Joint:94.1
		MT/AT			26005	Boot Kit			ws			L:84/Ø1=20/Ø2=76
		MT/AT		TPE boot	26252	Boot Kit			ws			L:109/Ø1=26/Ø2=75
		MT/AT			26062	Boot Kit				gs		L:100/Ø1=21/Ø2=94/with cap
1.8 (66 kW)	01.83 - 12.84	MT			20259	Driveshaft	L/R				1	L:625/A:22
		MT/AT			20260	Joint Kit			ws		27	A:22/F:30/X
		MT/AT			20258	Joint Kit				gs	29	G:33/Ø Joint:94.1
		MT/AT			26005	Boot Kit			ws			L:84/Ø1=20/Ø2=76
		MT/AT		TPE boot	26252	Boot Kit			ws			L:109/Ø1=26/Ø2=75
		MT/AT			26062	Boot Kit				gs		L:100/Ø1=21/Ø2=94/with cap
1.9 (85 kW)	08.81 - 07.83	MT		Ch.-No. 32-D-092501 -	22473	Driveshaft	L				1	L:641/A:22
		MT		Ch.-No. - 32-D-092500	20264	Driveshaft	R				1	L:593/A:22
		MT/AT		Ch.-No. - 32-D-092500	20260	Joint Kit			ws		27	A:22/F:30/X
		MT/AT		Ch.-No. 32-D-092501 -	22458	Joint Kit			ws		27	A:22/F:30/X
		MT		Ch.-No. - 32-D-092500	20258	Joint Kit				gs	29	G:33/Ø Joint:94.1
		AT		Ch.-No. - 32-D-092500	22405	Joint Kit				gs	29	G:33/Ø Joint:94.1
		MT/AT		Ch.-No. - 32-D-092500	26005	Boot Kit			ws			L:84/Ø1=20/Ø2=76
		MT/AT		Ch.-No. - 32-D-092500, TPE boot	26252	Boot Kit			ws			L:109/Ø1=26/Ø2=75
		MT/AT		Ch.-No. 32-D-092501 -	26037	Boot Kit			ws			L:83/Ø1=22/Ø2=84
		MT		Ch.-No. - 32-D-092500	26062	Boot Kit				gs		L:100/Ø1=21/Ø2=94/with cap
		AT		Ch.-No. - 32-D-092500	26053	Boot Kit				gs		L:100/Ø1=21/Ø2=94/with cap
		MT/AT		Ch.-No. 32-D-092501 -	22451	Boot Kit				gs		L:98/Ø1=21/Ø2=100/with cap
2.0 (85 kW)	08.83 - 12.84	MT			22473	Driveshaft	L				1	L:641/A:22

		MT			22458	Joint Kit			ws		27	A:22/F:30/X
		MT			26037	Boot Kit			ws			L:83/Ø1=22/Ø2=84
		MT			22451	Boot Kit				gs		L:98/Ø1=21/Ø2=100/with cap
<b>SAVEIRO (BRAZIL)</b>												
1.6	01.85 - 12.89	MT		- 12.86	20257	Joint Kit			ws		27	A:22/F:30/Z
		MT		01.87 -	20260	Joint Kit			ws		27	A:22/F:30/X
		MT		01.87 -	22773	Joint			ws		34	A:22/F:30/X
		MT		- 12.86	26005	Boot Kit			ws			L:84/Ø1=20/Ø2=76
		MT		01.87 -	26005	Boot Kit			ws			L:84/Ø1=20/Ø2=76
<b>SCIROCCO (53)</b>												
1.1 (37 kW)	04.74 - 07.79	MT			22454	Joint Kit			ws		27	A:22/F:30/Z
		MT			22455	Joint Kit				gs	29	G:33/Ø Joint:92
		MT			26005	Boot Kit			ws			L:84/Ø1=20/Ø2=76
		MT			26054	Boot Kit				gs		L:100/Ø1=21/Ø2=89/with cap
1.3 (44 kW)	08.79 - 07.80	MT		Ch.-No. - 53-A-0051000	22454	Joint Kit			ws		27	A:22/F:30/Z
		MT		Ch.-No. 53-A-0051001 -	22457	Joint Kit			ws		27	A:22/F:30/X
		MT		Ch.-No. 53-A-0051001 - , TPE boot	22670	Joint Kit			ws		27	A:22/F:30/X
		MT			22455	Joint Kit				gs	29	G:33/Ø Joint:92
		MT			26005	Boot Kit			ws			L:84/Ø1=20/Ø2=76
		MT		Ch.-No. 53-A-0051001 - , TPE boot	26252	Boot Kit			ws			L:109/Ø1=26/Ø2=75
		MT			26054	Boot Kit				gs		L:100/Ø1=21/Ø2=89/with cap
1.5 (51/55/63 kW)	02.74 - 07.80	MT/AT			22413	Driveshaft	L				1	L:537.5/A:22
		MT/AT			22414	Driveshaft	R				1	L:750/A:22
		MT/AT			22454	Joint Kit			ws		27	A:22/F:30/Z
		MT/AT			20258	Joint Kit				gs	29	G:33/Ø Joint:94.1
		MT/AT			26005	Boot Kit			ws			L:84/Ø1=20/Ø2=76
		MT/AT			26062	Boot Kit				gs		L:100/Ø1=21/Ø2=94/with cap
1.6 (55 kW)	08.75 - 07.77	MT/AT			22413	Driveshaft	L				1	L:537.5/A:22
		MT/AT			22414	Driveshaft	R				1	L:750/A:22
		MT/AT			22454	Joint Kit			ws		27	A:22/F:30/Z
		MT/AT			20258	Joint Kit				gs	29	G:33/Ø Joint:94.1
		MT/AT			26005	Boot Kit			ws			L:84/Ø1=20/Ø2=76
		MT/AT			26062	Boot Kit				gs		L:100/Ø1=21/Ø2=94/with cap
1.6 (63 kW)	08.75 - 07.80	MT/AT			22413	Driveshaft	L				1	L:537.5/A:22
		MT/AT			22414	Driveshaft	R				1	L:750/A:22
		MT/AT		Ch.-No. - 53-A-0051000	22454	Joint Kit			ws		27	A:22/F:30/Z
		MT/AT		Ch.-No. 53-E-000001 -	22457	Joint Kit			ws		27	A:22/F:30/X
		MT/AT		Ch.-No. 53-E-000001 - , TPE boot	22670	Joint Kit			ws		27	A:22/F:30/X
		MT/AT			20258	Joint Kit				gs	29	G:33/Ø Joint:94.1
		MT/AT			26005	Boot Kit			ws			L:84/Ø1=20/Ø2=76
		MT/AT		Ch.-No. 53-E-000001 - , TPE boot	26252	Boot Kit			ws			L:109/Ø1=26/Ø2=75
		MT/AT			26062	Boot Kit				gs		L:100/Ø1=21/Ø2=94/with cap
1.6 (81 kW)	06.76 - 07.80	MT/AT			22413	Driveshaft	L				1	L:537.5/A:22
		MT/AT			22414	Driveshaft	R				1	L:750/A:22
		MT/AT			22454	Joint Kit			ws		27	A:22/F:30/Z
		MT/AT			20258	Joint Kit				gs	29	G:33/Ø Joint:94.1
		MT/AT			26005	Boot Kit			ws			L:84/Ø1=20/Ø2=76
		MT/AT			26062	Boot Kit				gs		L:100/Ø1=21/Ø2=94/with cap
<b>SCIROCCO (53B)</b>												
1.3 (44 kW)	08.80 - 12.83	MT		Ch.-No. 53-E-012218 - 53-E-060000	22462	Driveshaft	L				1	L:559.5/A:22

		Transm.	with ABS Ring		Part-No.	Description	L	F	Wheel Side	Gear Box Side	Pic. No.	Technical Specification  Further details on page I
		MT Manual AT Autom.					Left R Right	Front R Rear				

( VOLKSWAGEN )

( VOLKSWAGEN )

SCIROCCO (53B)													
1.3 (44 kW)	08.80 - 12.83	MT		Ch.-No. 53-A-051001 - 53-E-012217	22457	Joint Kit			ws		27	A:22/F:30/X	
		MT		Ch.-No. 53-A-051001 - 53-E-012217, TPE boot	22670	Joint Kit			ws		27	A:22/F:30/X	
		MT		Ch.-No. 53-E-012218 - 53-E-060000	22461	Joint Kit			ws		27	A:22/F:30	
		MT		Ch.-No. 53-E-012218 - 53-E-060000, TPE boot	22669	Joint Kit			ws	gs	27	A:22/F:30	
		MT			22455	Joint Kit					29	G:33/Ø Joint:92	
		MT			26005	Boot Kit			ws				L:84/Ø1=20/Ø2=76
		MT		TPE boot	26252	Boot Kit			ws				L:109/Ø1=26/Ø2=75
1.6 (53/55 kW)	01.83 - 07.90	MT			22466	Driveshaft	L				1	L:537.5/A:22	
		MT			22435	Driveshaft	R				1	L:750/A:22	
		MT			22461	Joint Kit			ws		27	A:22/F:30	
		MT		TPE boot	22669	Joint Kit			ws		27	A:22/F:30	
		MT			20258	Joint Kit				gs	29	G:33/Ø Joint:94.1	
		MT			26005	Boot Kit			ws				L:84/Ø1=20/Ø2=76
		MT		TPE boot	26252	Boot Kit			ws				L:109/Ø1=26/Ø2=75
1.6 (63/81 kW)	08.80 - 04.84	MT			22413	Driveshaft	L				1	L:537.5/A:22	
		MT			22414	Driveshaft	R				1	L:750/A:22	
		MT			22457	Joint Kit			ws		27	A:22/F:30/X	
		MT		TPE boot	22670	Joint Kit			ws		27	A:22/F:30/X	
		MT			20258	Joint Kit				gs	29	G:33/Ø Joint:94.1	
		MT			26005	Boot Kit			ws				L:84/Ø1=20/Ø2=76
		MT		TPE boot	26252	Boot Kit			ws				L:109/Ø1=26/Ø2=75
1.8 (66 kW)	08.83 - 07.92	MT		Ch.-No. - 53-J-001854	22466	Driveshaft	L				1	L:537.5/A:22	
		MT		Ch.-No. 53-J-001855 -	22495	Driveshaft	L				1	L:529.5/A:22	
		AT		Ch.-No. - 53-E-012217	22413	Driveshaft	L				1	L:537.5/A:22	
		AT		Ch.-No. 53-E-012218 - 53-K-020000	22466	Driveshaft	L				1	L:537.5/A:22	
		MT		Ch.-No. - 53-J-001854	22435	Driveshaft	R				1	L:750/A:22	
		MT		Ch.-No. 53-J-001855 -	22428	Driveshaft	R				1	L:744/A:22	
		AT		Ch.-No. - 53-E-012217	22414	Driveshaft	R				1	L:750/A:22	
AT		Ch.-No. 53-E-012218 - 53-K-020000	22435	Driveshaft	R				1	L:750/A:22			
MT		Ch.-No. - 53-J-001854	22461	Joint Kit			ws		27	A:22/F:30			
MT		Ch.-No. - 53-J-001854, TPE boot	22669	Joint Kit			ws		27	A:22/F:30			
MT		Ch.-No. 53-J-001855 -	22494	Joint Kit			ws		27	A:22/F:30/0:53			
AT		Ch.-No. - 53-E-012217	22457	Joint Kit			ws		27	A:22/F:30/X			
AT		Ch.-No. - 53-E-012217, TPE boot	22670	Joint Kit			ws		27	A:22/F:30/X			
AT		Ch.-No. 53-E-012218 - 53-K-020000	22461	Joint Kit			ws		27	A:22/F:30			
AT		Ch.-No. 53-E-012218 - 53-K-020000, TPE boot	22669	Joint Kit			ws		27	A:22/F:30			
AT		Ch.-No. 53-L-000001 -	22494	Joint Kit			ws		27	A:22/F:30/0:53			
MT		Ch.-No. - 53-J-001854	20258	Joint Kit				gs	29	G:33/Ø Joint:94.1			



		MT		Ch.-No. 53-J-001855 -	22497	Joint Kit	L		gs	29	G:33/Ø Joint:100
		MT		Ch.-No. 53-J-001855 -	22498	Joint Kit	R		gs	29	G:33/Ø Joint:100
		AT		Ch.-No. - 53-K-020000	20258	Joint Kit			gs	29	G:33/Ø Joint:94.1
		AT		Ch.-No. 53-L-000001 -	22497	Joint Kit	L		gs	29	G:33/Ø Joint:100
		AT		Ch.-No. 53-L-000001 -	22498	Joint Kit	R		gs	29	G:33/Ø Joint:100
		MT		Ch.-No. - 53-J-001854	26005	Boot Kit		ws			L:84/Ø1=20/Ø2=76
		MT		Ch.-No. - 53-J-001854, TPE boot	26252	Boot Kit		ws			L:109/Ø1=26/Ø2=75
		MT		Ch.-No. 53-J-001855 -	26037	Boot Kit		ws			L:83/Ø1=22/Ø2=84
		AT		Ch.-No. - 53-K-020000	26005	Boot Kit		ws			L:84/Ø1=20/Ø2=76
		AT		Ch.-No. - 53-K-020000, TPE boot	26252	Boot Kit		ws			L:109/Ø1=26/Ø2=75
		AT		Ch.-No. 53-L-000001 -	26037	Boot Kit		ws			L:83/Ø1=22/Ø2=84
		MT		Ch.-No. - 53-J-001854	26062	Boot Kit		gs			L:100/Ø1=21/Ø2=94/with cap
		MT		Ch.-No. 53-J-001855 -	23514	Boot Kit	L		gs		L:111/Ø1=22/Ø2=100/with cap
		MT		Ch.-No. 53-J-001855 -	26101	Boot Kit	R		gs		L:116/Ø1=35/Ø2=100/with cap
		AT		Ch.-No. - 53-K-020000	26062	Boot Kit			gs		L:100/Ø1=21/Ø2=94/with cap
		AT		Ch.-No. 53-L-000001 -	23514	Boot Kit	L		gs		L:111/Ø1=22/Ø2=100/with cap
		AT		Ch.-No. 53-L-000001 -	26101	Boot Kit	R		gs		L:116/Ø1=35/Ø2=100/with cap
1.8 (70/82 kW)	08.82 - 07.92	MT		Ch.-No. - 53-E-012217	22413	Driveshaft	L			1	L:537.5/A:22
		MT		Ch.-No. 53-E-012218 -	22495	Driveshaft	L			1	L:529.5/A:22
		MT		Ch.-No. - 53-E-012217	22414	Driveshaft	R			1	L:750/A:22
		MT		Ch.-No. 53-E-012218 -	22428	Driveshaft	R			1	L:744/A:22
		MT		Ch.-No. - 53-E-012217	22457	Joint Kit		ws		27	A:22/F:30/X
		MT		Ch.-No. - 53-E-012217, TPE boot	22670	Joint Kit		ws		27	A:22/F:30/X
		MT		Ch.-No. 53-E-012218 -	22494	Joint Kit		ws		27	A:22/F:30/O:53
		MT		Ch.-No. - 53-E-012217	20258	Joint Kit		gs		29	G:33/Ø Joint:94.1
		MT		Ch.-No. 53-E-012218 -	22497	Joint Kit	L		gs	29	G:33/Ø Joint:100
		MT		Ch.-No. 53-E-012218 -	22498	Joint Kit	R		gs	29	G:33/Ø Joint:100
		MT		Ch.-No. - 53-E-012217	26005	Boot Kit		ws			L:84/Ø1=20/Ø2=76
		MT		Ch.-No. - 53-E-012217, TPE boot	26252	Boot Kit		ws			L:109/Ø1=26/Ø2=75
		MT		Ch.-No. 53-E-012218 -	26037	Boot Kit		ws			L:83/Ø1=22/Ø2=84
		MT		Ch.-No. - 53-E-012217	26062	Boot Kit		gs			L:100/Ø1=21/Ø2=94/with cap
		MT		Ch.-No. 53-E-012218 -	23514	Boot Kit	L		gs		L:111/Ø1=22/Ø2=100/with cap
		MT		Ch.-No. 53-E-012218 -	26101	Boot Kit	R		gs		L:116/Ø1=35/Ø2=100/with cap
1.8 16V (95/102 kW)	10.85 - 07.92	MT			22495	Driveshaft	L			1	L:529.5/A:22
		MT			22428	Driveshaft	R			1	L:744/A:22
		MT			22494	Joint Kit		ws		27	A:22/F:30/O:53
		MT			22497	Joint Kit	L		gs	29	G:33/Ø Joint:100
		MT			22498	Joint Kit	R		gs	29	G:33/Ø Joint:100
		MT			26037	Boot Kit		ws			L:83/Ø1=22/Ø2=84
		MT			23514	Boot Kit	L		gs		L:111/Ø1=22/Ø2=100/with cap
		MT			26101	Boot Kit	R		gs		L:116/Ø1=35/Ø2=100/with cap
<b>SCIROCCO (137)</b>											
1.4 TSI (118 kW)	09.08 -	MT		TPE boot	23690	Boot Kit		ws			L:120/Ø1=25/Ø2=86
		MT		TPE boot	23268	Boot Kit		gs			L:110/Ø1=27/Ø2=100/with cap
2.0 TSI (147 kW)	09.08 -	MT		TPE boot	24665	Boot Kit		gs			L:102/Ø1=28/Ø2=67
<b>SHARAN (7M8, 7M9, 7M6)</b>											
1.8 T 20V (110 kW)	09.97 -	MT	x	engine AJH	20150	Driveshaft	L			4	L:643/A:38/D:26/ABS:48
		AT	x	engine AJH	20156	Driveshaft	L			3	L:537/A:38/ABS:48
		MT	x	engine AJH	20151	Driveshaft	R			5	L:582.5/A:38/K:35/ABS:48
		AT	x	engine AJH	20157	Driveshaft	R			3	L:568/A:38/ABS:48

		Transm.	with ABS Ring		Part-No.	Description	L	F	Wheel Side	Gear Box Side	Pic. No.	Technical Specification  Further details on page I
		MT Manual AT Autom.					Left R Right	Front R Rear				

( VOLKSWAGEN )

( VOLKSWAGEN )

SHARAN (7M8, 7M9, 7M6)													
1.8 T 20V (110 kW)	09.97 -	MT	x	engine AWC	20579	Driveshaft	L/R				3	L:537/A:38/ABS:48	
		AT	x	engine AWC, Ch.-No. 7M-3-055001 -	22253	Driveshaft	L/R				3	L:513/A:38/ABS:48	
		MT/AT	x	engine AJH, Ch.-No. - 7M-X-060000	21572	Joint Kit			ws		28	A:38/F:27/O:60/X/ABS:48	
		MT/AT	x	engine AJH, Ch.-No. 7M-Y-000001 -	21574	Joint Kit			ws		28	A:38/F:36/O:79/X/ABS:48	
		MT/AT	x	engine AWC	21574	Joint Kit			ws		28	A:38/F:36/O:79/X/ABS:48	
		MT/AT		engine AJH, TPE boot	26274	Boot Kit			ws				L:145/Ø1=29/Ø2=96
		MT/AT		engine AWC, TPE boot	21575	Boot Kit			ws				L:144/Ø1=30/Ø2=101
		AT		engine AJH	24367	Boot Kit					gs		L:88/Ø1=21/Ø2=82
MT/AT		engine AWC	22286	Boot Kit					gs		L:116/Ø1=24/Ø2=70		
2.0 (85 kW)	09.95 -	MT	x	engine ADY	20152	Driveshaft	L				4	L:643/A:38/D:26/ABS:48	
		AT	x	engine ADY	20156	Driveshaft	L				3	L:537/A:38/ABS:48	
		MT	x	engine ADY	20151	Driveshaft	R				5	L:582.5/A:38/K:35/ABS:48	
		AT	x	engine ADY	20157	Driveshaft	R				3	L:568/A:38/ABS:48	
		MT	x	engine ATM, Ch.-No. - 7M-1-070000	20579	Driveshaft	L/R				3	L:537/A:38/ABS:48	
		MT/AT	x	engine ADY, Ch.-No. - 7M-X-060000	21572	Joint Kit			ws		28	A:38/F:27/O:60/X/ABS:48	
		MT/AT	x	engine ADY, Ch.-No. 7M-Y-000001 -	21574	Joint Kit			ws		28	A:38/F:36/O:79/X/ABS:48	
		MT/AT	x	engine ATM	21574	Joint Kit			ws		28	A:38/F:36/O:79/X/ABS:48	
		MT/AT		engine ADY, TPE boot	26274	Boot Kit			ws				L:145/Ø1=29/Ø2=96
		MT/AT		engine ATM, TPE boot	21575	Boot Kit			ws				L:144/Ø1=30/Ø2=101
		MT/AT		engine ATM, Ch.-No. - 7M2008000, - 05.01	22286	Boot Kit					gs		L:116/Ø1=24/Ø2=70
		MT		engine ATM, Ch.-No. 7M2008001 -, 06.01 -	24657	Boot Kit					gs		L:116/Ø1=24/Ø2=70
AT		engine ATM, ADY	24367	Boot Kit					gs		L:88/Ø1=21/Ø2=82		
2.0 LPG (85 kW)	05.08 -	MT		engine ATM	24466	Boot Kit				gs		L:88/Ø1=24.4/Ø2=71.5	
2.0 16V (110 kW)	08.96 - 04.00	MT	x		20150	Driveshaft	L				4	L:643/A:38/D:26/ABS:48	
		MT	x		20151	Driveshaft	R				5	L:582.5/A:38/K:35/ABS:48	
2.8 VR6 (128 kW)	09.95 - 04.00	MT	x		20150	Driveshaft	L				4	L:643/A:38/D:26/ABS:48	
		MT	x		20153	Driveshaft	R				5	L:526/A:38/K:35/ABS:48	
		AT	x		20158	Driveshaft	L/R				2	L:545.5/A:38/ABS:48	
		MT/AT	x	Ch.-No. - 7M-X-060000	21572	Joint Kit			ws		28	A:38/F:27/O:60/X/ABS:48	
		MT/AT	x	Ch.-No. 7M-Y-000001 -	21574	Joint Kit			ws		28	A:38/F:36/O:79/X/ABS:48	
		MT/AT		TPE boot	26274	Boot Kit			ws				L:145/Ø1=29/Ø2=96
AT			24657	Boot Kit					gs		L:116/Ø1=24/Ø2=70		
2.8 VR6 Syncro (128 kW)	11.96 - 04.00	AT	x		20158	Driveshaft	L/R	F			2	L:545.5/A:38/ABS:48	
		MT/AT	x	Ch.-No. - 7M-X-060000	21572	Joint Kit		F	ws	28	A:38/F:27/O:60/X/ABS:48		
		MT/AT	x	Ch.-No. 7M-Y-000001 -	21574	Joint Kit		F	ws	28	A:38/F:36/O:79/X/ABS:48		
		MT/AT		TPE boot	26274	Boot Kit		F	ws			L:145/Ø1=29/Ø2=96	
AT			24657	Boot Kit		F		gs			L:116/Ø1=24/Ø2=70		
2.8 V6 24V (150 kW)	04.00 -	MT	x		20579	Driveshaft	L/R				3	L:537/A:38/ABS:48	
		AT5	x	Ch.-No. 7M-3-055001 -	22253	Driveshaft	L				3	L:513/A:38/ABS:48	
		AT5	x	Ch.-No. 7M-3-055001 -	22254	Driveshaft	R				6	L:577/A:38/ABS:48	
		MT/AT	x		21574	Joint Kit			ws		28	A:38/F:36/O:79/X/ABS:48	

		MT/AT		TPE boot	21575	Boot Kit			ws			L:144/Ø1=30/Ø2=101
		MT/AT			24466	Boot Kit				gs		L:88/Ø1=24.4/Ø2=71.5
2.8 V6 24V 4motion (150 kW)	04.00 -	MT	x		20579	Driveshaft	L/R	F			3	L:537/A:38/ABS:48
		AT5	x	Ch.-No. 7M-3-055001 -	22253	Driveshaft	L	F			3	L:513/A:38/ABS:48
		AT5	x	Ch.-No. 7M-3-055001 -	22254	Driveshaft	R	F			6	L:577/A:38/ABS:48
		MT/AT	x		21574	Joint Kit		F	ws		28	A:38/F:36/O:79/X/ABS:48
		MT/AT		TPE boot	21575	Boot Kit		F	ws			L:144/Ø1=30/Ø2=101
		MT/AT			24466	Boot Kit		F		gs		L:88/Ø1=24.4/Ø2=71.5
1.9 TDI (66 kW)	09.95 -	MT	x	engine 1Z, AHU	20154	Driveshaft	L				4	L:643/A:38/D:26/ABS:48
		MT	x	engine 1Z, AHU	20155	Driveshaft	R				5	L:582.3/A:38/K:35/ABS:48
		MT	x	engine ANU, Ch.-No. - 7M-1-070000	20579	Driveshaft	L/R				3	L:537/A:38/ABS:48
		MT	x	Ch.-No. - 7M-X-060000	21572	Joint Kit			ws		28	A:38/F:27/O:60/X/ABS:48
		MT	x	Ch.-No. 7M-Y-000001 -	21574	Joint Kit			ws		28	A:38/F:36/O:79/X/ABS:48
		MT6	x	engine ANU	21574	Joint Kit			ws		28	A:38/F:36/O:79/X/ABS:48
		MT		engine 1Z, AHU, TPE boot	26274	Boot Kit			ws			L:145/Ø1=29/Ø2=96
		MT		engine ANU, TPE boot, Ch.-No. - 7M-X-060000	26274	Boot Kit			ws			L:145/Ø1=29/Ø2=96
		MT		engine ANU, TPE boot, Ch.-No. 7M-Y-000001 -	21575	Boot Kit			ws			L:144/Ø1=30/Ø2=101
		MT6		engine ANU, TPE boot	21575	Boot Kit			ws			L:144/Ø1=30/Ø2=101
		MT/AT		engine ANU, Ch.-No. - 7M2008000, 01.01 - 05.01	22286	Boot Kit				gs		L:116/Ø1=24/Ø2=70
		MT		engine ANU, Ch.-No. 7M2008001 -, 06.01 -	24657	Boot Kit				gs		L:116/Ø1=24/Ø2=70
1.9 TDI (81 kW)	09.96 - 04.00	MT	x		20154	Driveshaft	L				4	L:643/A:38/D:26/ABS:48
		AT	x		20156	Driveshaft	L				3	L:537/A:38/ABS:48
		MT	x		20151	Driveshaft	R				5	L:582.5/A:38/K:35/ABS:48
		AT	x		20157	Driveshaft	R				3	L:568/A:38/ABS:48
		MT/AT	x	Ch.-No. - 7M-X-060000	21572	Joint Kit			ws		28	A:38/F:27/O:60/X/ABS:48
		MT/AT	x	Ch.-No. 7M-Y-000001 -	21574	Joint Kit			ws		28	A:38/F:36/O:79/X/ABS:48
		MT/AT		TPE boot, Ch.-No. - 7M-X-060000	26274	Boot Kit			ws			L:145/Ø1=29/Ø2=96
		MT/AT		TPE boot, Ch.-No. 7M-Y-000001 -	21575	Boot Kit			ws			L:144/Ø1=30/Ø2=101
		AT			24367	Boot Kit				gs		L:88/Ø1=21/Ø2=82
1.9 TDI (85 kW)	04.00 -	MT	x		20579	Driveshaft	L/R				3	L:537/A:38/ABS:48
		AT5	x	Ch.-No. 7M-3-055001 -	22253	Driveshaft	L/R				3	L:513/A:38/ABS:48
		MT/AT	x		21574	Joint Kit			ws		28	A:38/F:36/O:79/X/ABS:48
		MT/AT		TPE boot	21575	Boot Kit			ws			L:144/Ø1=30/Ø2=101
		MT/AT			24466	Boot Kit				gs		L:88/Ø1=24.4/Ø2=71.5
1.9 TDI 4motion (85 kW)	04.00 -	MT	x		20579	Driveshaft	L/R	F			3	L:537/A:38/ABS:48
		MT/AT	x		21574	Joint Kit		F	ws		28	A:38/F:36/O:79/X/ABS:48
		MT/AT		TPE boot	21575	Boot Kit		F	ws			L:144/Ø1=30/Ø2=101
		MT/AT			24466	Boot Kit		F		gs		L:88/Ø1=24.4/Ø2=71.5
1.9 TDI (96 kW)	11.02 -	MT	x		20579	Driveshaft	L/R				3	L:537/A:38/ABS:48
		MT/AT	x		21574	Joint Kit			ws		28	A:38/F:36/O:79/X/ABS:48
		MT/AT		TPE boot	21575	Boot Kit			ws			L:144/Ø1=30/Ø2=101
		MT/AT			24466	Boot Kit				gs		L:88/Ø1=24.4/Ø2=71.5
1.9 TDI (110 kW)	06.05 -	MT/AT			24466	Boot Kit				gs		L:88/Ø1=24.4/Ø2=71.5
2.0 TDI (103 kW)	11.05 -	MT/AT			24466	Boot Kit				gs		L:88/Ø1=24.4/Ø2=71.5
<b>TIGUAN (5N_)</b>												
1.4 TSI 4motion (110 kW)	09.07 -	MT		TPE boot	23692	Boot Kit		F	ws			L:115/Ø1=29/Ø2=96
		MT		TPE boot	24705	Boot Kit		F		gs		L:102/Ø1=28/Ø2=67
		MT		TPE boot	23268	Boot Kit		R		gs		L:110/Ø1=27/Ø2=100/with cap
2.0 TFSI 4motion (125 kW)	09.07 -	MT		TPE boot	23692	Boot Kit		F	ws			L:115/Ø1=29/Ø2=96
2.0 TFSI 4motion (147 kW)	09.07 -	MT		TPE boot	23692	Boot Kit		F	ws			L:115/Ø1=29/Ø2=96
		MT		TPE boot	24705	Boot Kit		F		gs		L:102/Ø1=28/Ø2=67

		Transm.	with ABS Ring		Part-No.	Description	L	F	Wheel Side	Gear Box Side	Pic. No.	Technical Specification  Further details on page I
		MT Manual AT Autom.					Left R Right	Front R Rear				

( VOLKSWAGEN )

( VOLKSWAGEN )

TIGUAN (5N_)												
2.0 TFSI 4motion (147 kW)	09.07 -	MT		TPE boot	23268	Boot Kit		R		gs		L:110/Ø1=27/Ø2=100/with cap
2.0 TDI 4motion (100/103 kW)	11.07 -	MT		TPE boot	23692	Boot Kit		F	ws			L:115/Ø1=29/Ø2=96
		MT		TPE boot	24705	Boot Kit		F		gs		L:102/Ø1=28/Ø2=67
		MT		TPE boot	23268	Boot Kit		R			gs	
2.0 TDI 4motion (125 kW)	09.07 -	MT		TPE boot	23692	Boot Kit		F	ws			L:115/Ø1=29/Ø2=96
TOUAREG (7LA, 7L6, 7L7)												
3.2 V6 (162 kW)	10.02 -	MT6/AT6			24198	Driveshaft	L/R	F			1	L:518/A:30
		MT6/AT6		(+) diff.lock	24197	Driveshaft	L/R	R			1	L:730/A:30
		MT6/AT6		(-) diff.lock	24577	Driveshaft	L/R	R				L:754/A:30
		MT6/AT6		engine AZZ/BKJ	24237	Joint Kit		F	ws		27	A:30/F:27/DF:57.15/O:64/X/Ø Joint:100
		MT6/AT6		engine AZZ/BKJ	24236	Joint Kit		F		gs	29	G:28/Ø Joint:112
		MT6/AT6		engine AZZ/BKJ, (+) diff.lock	24239	Joint Kit		R		gs	29	G:30/Ø Joint:116
		MT6/AT6		engine AZZ/BKJ, (-) diff.lock	24238	Joint Kit		R		gs	29	G:28/Ø Joint:108
		MT6/AT6		engine AZZ/BKJ, TPE boot	24231	Boot Kit		F	ws			L:120/Ø1=28.5/Ø2=99.4
		MT6/AT6		engine AZZ/BKJ, TPE boot	24230	Boot Kit		F		gs		L:100.2/Ø1=28.5/Ø2=68.7
		MT6/AT6		engine AZZ/BKJ, TPE boot, (+) diff.lock	24235	Boot Kit		R		gs		L:73.9/Ø1=31.5/Ø2=69.2
		MT6/AT6		engine AZZ/BKJ, TPE boot, (-) diff.lock	24234	Boot Kit		R		gs		L:82.3/Ø1=29.5/Ø2=63.2
		MT6/AT6		engine AZZ/BKJ, TPE boot, (+) diff.lock	24233	Boot Kit		R		gs		L:73.9/Ø1=31.5/Ø2=69.2/with cap
		MT6/AT6		engine AZZ/BKJ, TPE boot, (-) diff.lock	24232	Boot Kit		R		gs		L:82.3/Ø1=29.5/Ø2=63.2/with cap
		3.2 V6 (177 kW)	11.04 -	MT6/AT6			24198	Driveshaft	L/R	F		
MT6/AT6				(+) diff.lock	24197	Driveshaft	L/R	R			1	L:730/A:30
MT6/AT6				(-) diff.lock	24577	Driveshaft	L/R	R				L:754/A:30
AT6					24237	Joint Kit		F	ws		27	A:30/F:27/DF:57.15/O:64/X/Ø Joint:100
AT6					24236	Joint Kit		F		gs	29	G:28/Ø Joint:112
MT6/AT6				(+) diff.lock	24239	Joint Kit		R		gs	29	G:30/Ø Joint:116
MT6/AT6				(-) diff.lock	24238	Joint Kit		R		gs	29	G:28/Ø Joint:108
AT6				TPE boot	24231	Boot Kit		F	ws			L:120/Ø1=28.5/Ø2=99.4
AT6				TPE boot	24230	Boot Kit		F		gs		L:100.2/Ø1=28.5/Ø2=68.7
MT6/AT6				TPE boot, (+) diff.lock	24235	Boot Kit		R	ws			L:73.9/Ø1=31.5/Ø2=69.2
MT6/AT6				TPE boot, (-) diff.lock	24234	Boot Kit		R	ws			L:82.3/Ø1=29.5/Ø2=63.2
MT6/AT6				TPE boot, (-) diff.lock	24232	Boot Kit		R	ws	gs		L:82.3/Ø1=29.5/Ø2=63.2/with cap
MT6/AT6				TPE boot, (+) diff.lock	24233	Boot Kit		R		gs		L:73.9/Ø1=31.5/Ø2=69.2/with cap
3.6 V6 FSI (206 kW)	03.06 -			MT6/AT6			24198	Driveshaft	L/R	F		
		MT6/AT6		(+) diff.lock	24197	Driveshaft	L/R	R			1	L:730/A:30
		MT6/AT6		(-) diff.lock	24577	Driveshaft	L/R	R				L:754/A:30
		MT6/AT6		engine BKK	24237	Joint Kit		F	ws		27	A:30/F:27/DF:57.15/O:64/X/Ø Joint:100
		MT6/AT6		engine BKK	24236	Joint Kit		F		gs	29	G:28/Ø Joint:112
		MT6/AT6		engine BKK, (+) diff.lock	24239	Joint Kit		R		gs	29	G:30/Ø Joint:116
		MT6/AT6		engine BKK, (-) diff.lock	24238	Joint Kit		R		gs	29	G:28/Ø Joint:108
		MT6/AT6		engine BKK, TPE boot	24231	Boot Kit		F	ws			L:120/Ø1=28.5/Ø2=99.4
		MT6/AT6		engine BKK, TPE boot	24230	Boot Kit		F		gs		L:100.2/Ø1=28.5/Ø2=68.7

		MT6/AT6	engine BKK, TPE boot, (+) diff.lock	24235	Boot Kit		R	ws			L:73.9/Ø1=31.5/Ø2=69.2
		MT6/AT6	engine BKK, TPE boot, (+) diff.lock	24233	Boot Kit		R		gs		L:73.9/Ø1=31.5/Ø2=69.2/with cap
		MT6/AT6	engine BKK, TPE boot, (-) diff.lock	24232	Boot Kit		R		gs		L:82.3/Ø1=29.5/Ø2=63.2/with cap
4.2 V8 (228 kW)	12.02 -	AT6		24228	Driveshaft	L/R	F			1	L:518/A:30
		MT6/AT6	(-) diff.lock, Ch.-No. - 7L-5-070000	24197	Driveshaft	L/R	R			1	L:730/A:30
		MT6/AT6	(-) diff.lock, Ch.-No. 7L-5-072437 -	24577	Driveshaft	L/R	R				L:754/A:30
		MT6/AT6	(+) diff.lock	24197	Driveshaft	L/R	R			1	L:730/A:30
		MT6/AT6	engine AXQ, (+) diff.lock	24239	Joint Kit		R		gs	29	G:30/Ø Joint:116
		MT6/AT6	engine AXQ, (-) diff.lock, Ch.-No. - 7L-5-070000	24239	Joint Kit		R		gs	29	G:30/Ø Joint:116
		MT6/AT6	engine AXQ, (-) diff.lock, Ch.-No. 7L-5-070001 -	24238	Joint Kit		R		gs	29	G:28/Ø Joint:108
		MT6/AT6	engine AXQ, TPE boot	23982	Boot Kit		F	ws			L:127.5/Ø1=30.5/Ø2=103.5
		MT6/AT6	engine AXQ, TPE boot	23274	Boot Kit		F		gs		L:113/Ø1=30.5/Ø2=77
		MT6/AT6	engine AXQ, TPE boot, (+) diff.lock	24235	Boot Kit		R	ws			L:73.9/Ø1=31.5/Ø2=69.2
		MT6/AT6	engine AXQ, TPE boot, (-) diff.lock, Ch.-No. - 7L-5-070000	24235	Boot Kit		R	ws			L:73.9/Ø1=31.5/Ø2=69.2
		MT6/AT6	engine AXQ, TPE boot, (-) diff.lock, Ch.-No. 7L-5-070001 -	24234	Boot Kit		R	ws			L:82.3/Ø1=29.5/Ø2=63.2
		MT6/AT6	engine AXQ, TPE boot, (-) diff.lock	24232	Boot Kit		R	ws			L:82.3/Ø1=29.5/Ø2=63.2/with cap
		MT6/AT6	engine AXQ, TPE boot, (+) diff.lock	24233	Boot Kit		R		gs		L:73.9/Ø1=31.5/Ø2=69.2/with cap
		MT6/AT6	engine AXQ, TPE boot, (-) diff.lock, Ch.-No. - 7L-5-070000	24233	Boot Kit		R		gs		L:73.9/Ø1=31.5/Ø2=69.2/with cap
		MT6/AT6	engine AXQ, TPE boot, (-) diff.lock, Ch.-No. 7L-5-070001 -	24232	Boot Kit		R		gs		L:82.3/Ø1=29.5/Ø2=63.2/with cap
4.2 V8 FSI (257 kW)	12.06 -	MT6/AT6	(-) diff.lock	24577	Driveshaft	L/R	R				L:754/A:30
6.0 W12 (331 kW)	03.05 -	AT6		24228	Driveshaft	L/R	F			1	L:518/A:30
		MT6/AT6	(+) diff.lock	24197	Driveshaft	L/R	R			1	L:730/A:30
		MT6/AT6	(-) diff.lock, Ch.-No. 7L-7-016076 -	24577	Driveshaft	L/R	R				L:754/A:30
		MT6/AT6	Ch.-No. - 7L-8008500	24462	Joint Kit		F	ws		27	A:30/F:29/0:54/Z
		MT6/AT6	Ch.-No. - 7L-8008500	24464	Joint Kit		F		gs	29	G:30/Joint Ø:122/with cap
		MT6/AT6	(+/-) diff.lock	24239	Joint Kit		R		gs	29	G:30/Ø Joint:116
		MT6/AT6	Ch.-No. - 7L-8008500, TPE boot	24463	Boot Kit		F	ws			L:125/Ø1=30.5/Ø2=104
		MT6/AT6	Ch.-No. - 7L-8008500, TPE boot	24465	Boot Kit		F		gs		L:113/Ø1=30.5/Ø2=77.4
		MT6/AT6	TPE boot, (+/-) diff.lock	24235	Boot Kit		R	ws			L:73.9/Ø1=31.5/Ø2=69.2
		MT6/AT6	TPE boot, (+/-) diff.lock	24233	Boot Kit		R		gs		L:73.9/Ø1=31.5/Ø2=69.2/with cap
2.5 R5 TDI (128 kW)	01.03 -	MT6/AT6		24200	Driveshaft	L/R	F			1	L:518/A:38
		MT6/AT6	(+) diff.lock	24229	Driveshaft	L/R	R			14	L:728/A:38
		MT6/AT6	(-) diff.lock	24199	Driveshaft	L/R	R			14	L:738/A:38
		MT6/AT6	engine BAC	24236	Joint Kit		F		gs	29	G:28/Ø Joint:112
		MT6/AT6	engine BAC, (+) diff.lock	24239	Joint Kit		R		gs	29	G:30/Ø Joint:116
		MT6/AT6	engine BAC, (-) diff.lock	24238	Joint Kit		R		gs	29	G:28/Ø Joint:108
		MT6/AT6	engine BAC, TPE boot	24231	Boot Kit		F	ws			L:120/Ø1=28.5/Ø2=99.4
		MT6/AT6	engine BAC, TPE boot	24230	Boot Kit		F		gs		L:100.2/Ø1=28.5/Ø2=68.7
		MT6/AT6	engine BAC, TPE boot, (+/-) diff.lock	24232	Boot Kit		R	ws			L:82.3/Ø1=29.5/Ø2=63.2/with cap
		MT6/AT6	engine BAC, TPE boot, (+) diff.lock	24233	Boot Kit		R		gs		L:73.9/Ø1=31.5/Ø2=69.2/with cap
		MT6/AT6	engine BAC, TPE boot, (-) diff.lock	24232	Boot Kit		R		gs		L:82.3/Ø1=29.5/Ø2=63.2/with cap
3.0 TDI (155 kW)	12.06 -	MT6/AT6	(-) diff.lock	24577	Driveshaft	L/R	R				L:754/A:30
3.0 V6 TDI (165 kW)	11.04 -	MT6/AT6		24198	Driveshaft	L/R	F			1	L:518/A:30
		MT6/AT6	(+) diff.lock	24197	Driveshaft	L/R	R			1	L:730/A:30
		MT6/AT6	(-) diff.lock	24577	Driveshaft	L/R	R				L:754/A:30
		MT6/AT6		24237	Joint Kit		F	ws		27	A:30/F:27/DF:57.15/0:64/X/Ø Joint:100
		MT6/AT6		24236	Joint Kit		F		gs	29	G:28/Ø Joint:112
		MT6/AT6	(+) diff.lock	24239	Joint Kit		R		gs	29	G:30/Ø Joint:116
		MT6/AT6	(-) diff.lock	24238	Joint Kit		R		gs	29	G:28/Ø Joint:108
		MT6/AT6	TPE boot	24231	Boot Kit		F	ws			L:120/Ø1=28.5/Ø2=99.4
		MT6/AT6	TPE boot	24230	Boot Kit		F		gs		L:100.2/Ø1=28.5/Ø2=68.7




		Transm.	with ABS Ring		Part-No.	Description	L	F	Wheel Side	Gear Box Side	Pic. No.	Technical Specification  Further details on page I
		MT Manual AT Autom.					Left R Right	Front R Rear				

( VOLKSWAGEN )

( VOLKSWAGEN )

TOUAREG (7LA, 7L6, 7L7)													
3.0 V6 TDI (165 kW)	11.04 -	MT6/AT6		TPE boot, (+) diff.lock	24235	Boot Kit		R	ws			L:73.9/Ø1=31.5/Ø2=69.2	
		MT6/AT6		TPE boot, (-) diff.lock	24234	Boot Kit		R	ws			L:82.3/Ø1=29.5/Ø2=63.2	
		MT6/AT6		TPE boot, (+) diff.lock	24233	Boot Kit		R		gs		L:73.9/Ø1=31.5/Ø2=69.2/with cap	
		MT6/AT6		TPE boot, (-) diff.lock	24232	Boot Kit		R		gs		L:82.3/Ø1=29.5/Ø2=63.2/with cap	
3.0 V6 TDI (176 kW)	11.07 -	MT6/AT6		(-) diff.lock	24577	Driveshaft	L/R	R				L:754/A:30	
5.0 V10 TDI (230 kW)	10.02 -	AT6			24228	Driveshaft	L/R	F			1	L:518/A:30	
		MT6/AT6		(+) diff.lock	24197	Driveshaft	L/R	R			1	L:730/A:30	
		MT6/AT6		(-) diff.lock	24577	Driveshaft	L/R	R				L:754/A:30	
		MT6/AT6			24462	Joint Kit		F	ws		27	A:30/F:29/O:54/Z	
		MT6/AT6			24464	Joint Kit		F		gs	29	G:30/Joint Ø:122/with cap	
		MT6/AT6		engine AYH, TPE boot	24239	Joint Kit		R		gs	29	G:30/Ø Joint:116	
		MT6/AT6		TPE boot	24463	Boot Kit		F	ws			L:125/Ø1=30.5/Ø2=104	
		MT6/AT6		TPE boot	24465	Boot Kit		F		gs		L:113/Ø1=30.5/Ø2=77.4	
		MT6/AT6		engine AYH, TPE boot, (+/-) diff.lock	24235	Boot Kit		R	ws			L:73.9/Ø1=31.5/Ø2=69.2	
5.0 R50 TDI (257 kW)	11.07 -	MT6/AT6		engine AYH, TPE boot, (+/-) diff.lock	24233	Boot Kit		R		gs		L:73.9/Ø1=31.5/Ø2=69.2/with cap	
		AT6			24228	Driveshaft	L/R	F			1	L:518/A:30	
		MT6/AT6		(+/-) diff.lock	24197	Driveshaft	L/R	R			1	L:730/A:30	
		MT6/AT6			24462	Joint Kit		F	ws		27	A:30/F:29/O:54/Z	
		MT6/AT6			24464	Joint Kit		F		gs	29	G:30/Joint Ø:122/with cap	
		MT6/AT6		(+/-) diff.lock	24239	Joint Kit		R		gs	29	G:30/Ø Joint:116	
		MT6/AT6		TPE boot	24463	Boot Kit		F	ws			L:125/Ø1=30.5/Ø2=104	
		MT6/AT6		TPE boot	24465	Boot Kit		F		gs		L:113/Ø1=30.5/Ø2=77.4	
		MT6/AT6		TPE boot, (+/-) diff.lock	24235	Boot Kit		R	ws			L:73.9/Ø1=31.5/Ø2=69.2	
TOURAN (1T1, 1T2)	1.4 TSI (103 kW)	AT			24503	Driveshaft		R				L:780/A:36	
		MT			23689	Joint Kit			ws		28	A:36/F:30/DF:22.45/O:59.5/X	
		MT		TPE boot	23690	Boot Kit			ws			L:120/Ø1=25/Ø2=86	
		MT		TPE boot	23268	Boot Kit				gs		L:110/Ø1=27/Ø2=100/with cap	
		AT		TPE boot	24662	Boot Kit				gs		L:108/Ø1=27/Ø2=94/with cap	
	1.4 FSI (125 kW)	12.06 -	AT			24503	Driveshaft		R				L:780/A:36
			MT/AT		TPE boot	24665	Boot Kit				gs		L:102/Ø1=28/Ø2=67
	1.6 (75 kW)	07.03 -	MT			23689	Joint Kit			ws		28	A:36/F:30/DF:22.45/O:59.5/X
			MT		TPE boot	23690	Boot Kit			ws			L:120/Ø1=25/Ø2=86
			MT		TPE boot	23268	Boot Kit				gs		L:110/Ø1=27/Ø2=100/with cap
1.6 FSI (85 kW)	02.03 -	MT/AT			23689	Joint Kit			ws		28	A:36/F:30/DF:22.45/O:59.5/X	
		MT/AT		TPE boot	23690	Boot Kit			ws			L:120/Ø1=25/Ø2=86	
		MT/AT		TPE boot	23268	Boot Kit				gs		L:110/Ø1=27/Ø2=100/with cap	
2.0 EcoFuel (80 kW)	02.06 -	MT			23689	Joint Kit			ws		28	A:36/F:30/DF:22.45/O:59.5/X	
		MT		TPE boot	23690	Boot Kit			ws			L:120/Ø1=25/Ø2=86	
		MT		TPE boot	23268	Boot Kit				gs		L:110/Ø1=27/Ø2=100/with cap	

2.0 FSI (110 kW)	10.03 -	MT		<b>24489</b>	Driveshaft	L					L:522/A:36	
		AT		<b>24487</b>	Driveshaft	L					L:587/A:36/D:36	
		MT	engine BLX, BVY, BVZ	<b>24498</b>	Driveshaft	R					L:815/A:36	
		MT		<b>23689</b>	Joint Kit			ws		28	A:36/F:30/DF:22.45/O:59.5/X	
		MT	TPE boot	<b>23690</b>	Boot Kit			ws			L:120/Ø1=25/Ø2=86	
		MT	TPE boot	<b>23268</b>	Boot Kit				gs	L:110/Ø1=27/Ø2=100/with cap		
1.9 TDI (66/74 kW)	02.03 -	MT		<b>24485</b>	Driveshaft	L				2	L:522/A:36	
		MT		<b>23689</b>	Joint Kit			ws		28	A:36/F:30/DF:22.45/O:59.5/X	
		MT	TPE boot	<b>23690</b>	Boot Kit			ws			L:120/Ø1=25/Ø2=86	
		MT	TPE boot	<b>23268</b>	Boot Kit				gs	L:110/Ø1=27/Ø2=100/with cap		
1.9 TDI (77 kW)	08.03 -	MT	OE: 1K0407271BJ/1K0407451DX	<b>24475</b>	Driveshaft	L						
		MT	OE: 1K0407271CP/1K0407451FX	<b>24485</b>	Driveshaft	L					2	L:522/A:36
		AT		<b>24474</b>	Driveshaft	L						L:482/A:36
		MT		<b>24479</b>	Driveshaft	R						
		MT		<b>23689</b>	Joint Kit			ws		28	A:36/F:30/DF:22.45/O:59.5/X	
		AT		<b>23691</b>	Joint Kit			ws		28	A:36/F:27/DF:27.51/O:59.5/X	
		MT	TPE boot	<b>23690</b>	Boot Kit			ws			L:120/Ø1=25/Ø2=86	
		AT	TPE boot	<b>23692</b>	Boot Kit			ws			L:115/Ø1=29/Ø2=96	
		MT	TPE boot	<b>23268</b>	Boot Kit					gs	L:110/Ø1=27/Ø2=100/with cap	
		AT		<b>24466</b>	Boot Kit				gs	L:88/Ø1=24.4/Ø2=71.5		
2.0 TDI (100 kW)	02.03 -	MT		<b>24475</b>	Driveshaft	L						
		MT	- 12.08, driving school	<b>24491</b>	Driveshaft	L					1	L:492/A:36
		MT		<b>24479</b>	Driveshaft	R						
		MT		<b>23691</b>	Joint Kit			ws		28	A:36/F:27/DF:27.51/O:59.5/X	
		MT	TPE boot	<b>23692</b>	Boot Kit			ws			L:115/Ø1=29/Ø2=96	
		MT	TPE boot	<b>23276</b>	Boot Kit				gs	L:102/Ø1=27.5/Ø2=67		
2.0 TDI (103 kW)	08.03 -	MT		<b>24475</b>	Driveshaft	L						
		MT	- 12.08, driving school	<b>24491</b>	Driveshaft	L					1	L:492/A:36
		AT		<b>24474</b>	Driveshaft	L						L:482/A:36
		MT		<b>24479</b>	Driveshaft	R						
		MT/AT	engine BMM	<b>23691</b>	Joint Kit			ws		28	A:36/F:27/DF:27.51/O:59.5/X	
		AT	engine BKD	<b>23691</b>	Joint Kit			ws		28	A:36/F:27/DF:27.51/O:59.5/X	
		MT/AT	engine BMM, TPE boot	<b>23692</b>	Boot Kit			ws			L:115/Ø1=29/Ø2=96	
		AT	engine BKD, TPE boot	<b>23692</b>	Boot Kit			ws		L:115/Ø1=29/Ø2=96		
		AT		<b>24466</b>	Boot Kit				gs	L:88/Ø1=24.4/Ø2=71.5		
2.0 TDI (125 kW)	12.05 -	MT	Ch.-No. - 1T8105000, -12.08	<b>24491</b>	Driveshaft	L					1	L:492/A:36
		MT/AT		<b>24326</b>	Joint Kit			ws		28	A:36/F:27/O:59/Z	
		MT/AT	TPE boot	<b>24327</b>	Boot Kit			ws			L:120/Ø1=27/Ø2=94.5	
		AT		<b>24466</b>	Boot Kit					gs	L:88/Ø1=24.4/Ø2=71.5	
<b>TRANSPORTER T2</b>												
all types	08.67 - 07.79	MT		<b>22415</b>	Driveshaft	L/R					15	L:471
		MT/AT		<b>22407</b>	Joint Kit			ws	gs		29	
		MT/AT		<b>22451</b>	Boot Kit			ws	gs			L:98/Ø1=21/Ø2=100/with cap
<b>TRANSPORTER T3</b>												
1.6 (37 kW)	05.79 - 12.82	MT		<b>22431</b>	Driveshaft	L/R					15	L:543
		MT/AT		<b>22407</b>	Joint Kit			ws	gs		29	
		MT/AT		<b>22451</b>	Boot Kit			ws	gs			L:98/Ø1=21/Ø2=100/with cap
1.6 D (37 kW)	01.81 - 07.87	MT	Ch.-No. - 24-C-200000	<b>22431</b>	Driveshaft	L/R					15	L:543
		MT	Ch.-No. 24-D-000001 -	<b>22477</b>	Driveshaft	L/R					15	L:536.5
		MT		<b>22407</b>	Joint Kit			ws	gs		29	

		Transm.	with ABS Ring		Part-No.	Description	L	F	Wheel Side	Gear Box Side	Pic. No.	Technical Specification  Further details on page I
		MT Manual AT Autom.					Left R Right	Front R Rear				

( VOLKSWAGEN )

( VOLKSWAGEN )

TRANSPORTER T3													
1.6 D (37 kW)	01.81 - 07.87	MT			22451	Boot Kit			ws	gs		L:98/Ø1=21/Ø2=100/with cap	
1.6 TD (51 kW)	08.84 - 07.92	MT			22477	Driveshaft	L/R				15	L:536.5	
		MT			22407	Joint Kit			ws	gs	29		
		MT			22451	Boot Kit			ws	gs		L:98/Ø1=21/Ø2=100/with cap	
1.6 TD Syncro (51 kW)	03.86 - 07.92	MT		(-) diff.lock	23516	Driveshaft	L/R	F			1	L:711.5/A:26	
		MT		rim Ø=14"	22477	Driveshaft	L/R	R			15	L:536.5	
		MT		rim Ø=16"	20588	Driveshaft	L/R	R			15	L:524	
		MT		(-) diff.lock	20642	Joint Kit		F	ws		27	A:26/F:25	
		MT		rim Ø=14"	22407	Joint Kit		R	ws	gs	29		
		MT		rim Ø=16"	20273	Joint Kit		R	ws	gs	29	G:28	
		MT			20643	Joint Kit		F		gs	29		
		MT		(-) diff.lock, TPE boot	23509	Boot Kit		F	ws				L:103/Ø1=25/Ø2=85
		MT		rim Ø=16", (+) diff.lock, TPE boot	23508	Boot Kit		F	ws				L:97/Ø1=24/Ø2=93
		MT		rim Ø=14"	22451	Boot Kit		R	ws	gs			L:98/Ø1=21/Ø2=100/with cap
MT		rim Ø=16"	26109	Boot Kit		R	ws	gs			L:124/Ø1=24/Ø2=108/with cap		
MT			26019	Boot Kit		F		gs			L:82/Ø1=24/Ø2=61		
1.7 D (42 kW)	10.86 - 07.92	MT			22477	Driveshaft	L/R				15	L:536.5	
		MT			22407	Joint Kit			ws	gs	29		
		MT			22451	Boot Kit			ws	gs		L:98/Ø1=21/Ø2=100/with cap	
1.9 (44/57/61/66 kW)	08.82 - 07.92	MT			22477	Driveshaft	L/R				15	L:536.5	
		AT			22478	Driveshaft	L				15	L:517.5	
		AT			22479	Driveshaft	R				15	L:565.5	
		MT/AT			22407	Joint Kit			ws	gs	29		
		MT/AT			22451	Boot Kit			ws	gs		L:98/Ø1=21/Ø2=100/with cap	
1.9 Syncro (57 kW)	11.84 - 07.92	MT		(-) diff.lock	23516	Driveshaft	L/R	F			1	L:711.5/A:26	
		MT		rim Ø=14"	22477	Driveshaft	L/R	R			15	L:536.5	
		MT		rim Ø=16"	20588	Driveshaft	L/R	R			15	L:524	
		MT		(-) diff.lock	20642	Joint Kit		F	ws		27	A:26/F:25	
		MT		rim Ø=14"	22407	Joint Kit		R	ws	gs	29		
		MT		rim Ø=16"	20273	Joint Kit		R	ws	gs	29	G:28	
		MT			20643	Joint Kit		F		gs	29		
		MT		(-) diff.lock, TPE boot	23509	Boot Kit		F	ws				L:103/Ø1=25/Ø2=85
		MT		rim Ø=16", (+) diff.lock, TPE boot	23508	Boot Kit		F	ws				L:97/Ø1=24/Ø2=93
		MT		rim Ø=14"	22451	Boot Kit		R	ws	gs			L:98/Ø1=21/Ø2=100/with cap
MT		rim Ø=16"	26109	Boot Kit		R	ws	gs			L:124/Ø1=24/Ø2=108/with cap		
MT			26019	Boot Kit		F		gs			L:82/Ø1=24/Ø2=61		
2.0 (51 kW)	05.79 - 04.86	MT			22431	Driveshaft	L/R				15	L:543	
		MT/AT			22407	Joint Kit			ws	gs	29		
		MT/AT			22451	Boot Kit			ws	gs		L:98/Ø1=21/Ø2=100/with cap	
2.0 i (51 kW)	05.79 - 12.82	MT			22431	Driveshaft	L/R				15	L:543	
		MT/AT			22407	Joint Kit			ws	gs	29		



		MT/AT			<b>22451</b>	Boot Kit			ws	gs		L:98/Ø1=21/Ø2=100/with cap
2.1 (64/70/82 kW)	08.85 - 07.92	MT			<b>22477</b>	Driveshaft	L/R				15	L:536.5
		AT			<b>22478</b>	Driveshaft	L				15	L:517.5
		AT			<b>22479</b>	Driveshaft	R				15	L:565.5
		MT/AT			<b>22407</b>	Joint Kit			ws	gs	29	
		MT/AT			<b>22451</b>	Boot Kit			ws	gs		L:98/Ø1=21/Ø2=100/with cap
2.1 i (68 kW)	07.89 - 07.92	MT			<b>22477</b>	Driveshaft	L/R				15	L:536.5
		AT			<b>22478</b>	Driveshaft	L				15	L:517.5
		AT			<b>22479</b>	Driveshaft	R				15	L:565.5
		MT/AT			<b>22407</b>	Joint Kit			ws	gs	29	
		MT/AT			<b>22451</b>	Boot Kit			ws	gs		L:98/Ø1=21/Ø2=100/with cap
2.1 Syncro (64/70/82 kW)	08.85 - 07.92	MT		(-) diff.lock	<b>23516</b>	Driveshaft	L/R	F			1	L:711.5/A:26
		MT		rim Ø=14"	<b>22477</b>	Driveshaft	L/R	R			15	L:536.5
		MT		rim Ø=16"	<b>20588</b>	Driveshaft	L/R	R			15	L:524
		MT		(-) diff.lock	<b>20642</b>	Joint Kit		F	ws		27	A:26/F:25
		MT		rim Ø=14"	<b>22407</b>	Joint Kit		R	ws	gs	29	
		MT		rim Ø=16"	<b>20273</b>	Joint Kit		R	ws	gs	29	G:28
		MT			<b>20643</b>	Joint Kit		F		gs	29	
		MT		(-) diff.lock, TPE boot	<b>23509</b>	Boot Kit		F	ws			L:103/Ø1=25/Ø2=85
		MT		rim Ø=16", (+) diff.lock, TPE boot	<b>23508</b>	Boot Kit		F	ws			L:97/Ø1=24/Ø2=93
		MT		rim Ø=14"	<b>22451</b>	Boot Kit		R	ws	gs		L:98/Ø1=21/Ø2=100/with cap
		MT		rim Ø=16"	<b>26109</b>	Boot Kit		R	ws	gs		L:124/Ø1=24/Ø2=108/with cap
		MT			<b>26019</b>	Boot Kit		F		gs		L:82/Ø1=24/Ø2=61

#### TRANSPORTER T4

1.8 (49 kW)	12.90 - 07.92	MT			<b>20592</b>	Driveshaft	L/R				2	L:525/A:38
		MT	x		<b>20591</b>	Driveshaft	L/R				2	L:528/A:38/ABS:48
		MT			<b>20595</b>	Joint Kit			ws		28	A:38/F:33/X
		MT	x		<b>20596</b>	Joint Kit			ws		28	A:38/F:33/X/ABS:48
		MT			<b>20597</b>	Joint Kit				gs	29	G:33
		MT			<b>26096</b>	Boot Kit			ws			L:92/Ø1=24/Ø2=87
		MT			<b>26097</b>	Boot Kit				gs		L:102/Ø1=24/Ø2=56
1.9 D (44/45 kW)	07.90 - 04.03	MT		Ch.-No. 70-M-000001 - 70-R-136290	<b>20592</b>	Driveshaft	L/R				2	L:525/A:38
		MT		Ch.-No. 70-S-000001 - 70-T-199999	<b>20598</b>	Driveshaft	L/R				2	L:525/A:38
		MT		Ch.-No. 70-T-200001 -	<b>21025</b>	Driveshaft	L/R				2	L:525/A:38
		MT	x	Ch.-No. 70-M-000001 - 70-R-136290	<b>20591</b>	Driveshaft	L/R				2	L:528/A:38/ABS:48
		MT	x	Ch.-No. 70-S-000001 - 70-T-199999	<b>20599</b>	Driveshaft	L/R				2	L:525/A:38/ABS:48
		MT	x	Ch.-No. 70-T-200001 -	<b>21023</b>	Driveshaft	L/R				2	L:536/A:38/ABS:48
		MT		Ch.-No. 70-M-000001 - 70-R-136290	<b>20595</b>	Joint Kit			ws		28	A:38/F:33/X
		MT		Ch.-No. 70-S-000001 -	<b>21945</b>	Joint Kit			ws		28	A:38/F:27/X
		MT		Ch.-No. 70-S-000001 -, TPE boot	<b>22900</b>	Joint Kit			ws		28	A:38/F:27/X
		MT	x	Ch.-No. 70-M-000001 - 70-R-136290	<b>20596</b>	Joint Kit			ws		28	A:38/F:33/X/ABS:48
		MT	x	Ch.-No. 70-S-000001 -	<b>21946</b>	Joint Kit			ws		28	A:38/F:27/X/ABS:48
		MT	x	Ch.-No. 70-S-000001 -, TPE boot	<b>22901</b>	Joint Kit			ws		28	A:38/F:27/X/ABS:48
		MT		Ch.-No. 70-M-000001 - 70-R-136290	<b>20597</b>	Joint Kit				gs	29	G:33
		MT		Ch.-No. 70-S-000001 -	<b>22902</b>	Joint Kit				gs	29	G:28
		MT		Ch.-No. 70-M-000001 - 70-R-136290	<b>26096</b>	Boot Kit			ws			L:92/Ø1=24/Ø2=87
		MT		Ch.-No. 70-S-000001 -	<b>26094</b>	Boot Kit			ws			L:92.5/Ø1=24/Ø2=92
		MT		Ch.-No. 70-S-000001 -, TPE boot	<b>26274</b>	Boot Kit			ws			L:145/Ø1=29/Ø2=96
		MT			<b>26097</b>	Boot Kit				gs		L:102/Ø1=24/Ø2=56
MT			<b>26109</b>	Boot Kit				gs		L:124/Ø1=24/Ø2=108/with cap		
1.9 TD (50 kW)	10.92 - 04.03	MT		Ch.-No. 70-P-032051 - 70-R-136290	<b>20592</b>	Driveshaft	L/R				2	L:525/A:38




		Transm.	with ABS Ring		Part-No.	Description	L	F	Wheel Side	Gear Box Side	Pic. No.	Technical Specification  Further details on page I
		MT Manual AT Autom.					Left R Right	Front R Rear				

( VOLKSWAGEN )

( VOLKSWAGEN )

TRANSPORTER T4												
1.9 TD (50 kW)	10.92 - 04.03	MT		Ch.-No. 70-S-000001 - 70-T-199999	20598	Driveshaft	L/R				2	L:525/A:38
		MT		Ch.-No. 70-T-200001 -	21025	Driveshaft	L/R				2	L:525/A:38
		MT	x	Ch.-No. 70-P-032051 - 70-R-136290	20591	Driveshaft	L/R				2	L:528/A:38/ABS:48
		MT	x	Ch.-No. 70-S-000001 - 70-T-199999	20599	Driveshaft	L/R				2	L:525/A:38/ABS:48
		MT	x	Ch.-No. 70-T-200001 -	21023	Driveshaft	L/R				2	L:536/A:38/ABS:48
		MT		Ch.-No. 70-P-032051 - 70-R-136290	20595	Joint Kit			ws		28	A:38/F:33/X
		MT		Ch.-No. 70-S-000001 -	21945	Joint Kit			ws		28	A:38/F:27/X
		MT		Ch.-No. 70-S-000001 -, TPE boot	22900	Joint Kit			ws		28	A:38/F:27/X
		MT	x	Ch.-No. 70-P-032051 - 70-R-136290	20596	Joint Kit			ws		28	A:38/F:33/X/ABS:48
		MT	x	Ch.-No. 70-S-000001 -	21946	Joint Kit			ws		28	A:38/F:27/X/ABS:48
		MT	x	Ch.-No. 70-S-000001 -, TPE boot	22901	Joint Kit			ws		28	A:38/F:27/X/ABS:48
		MT		Ch.-No. 70-P-032051 - 70-R-136290	20597	Joint Kit				gs	29	G:33
		MT		Ch.-No. 70-S-000001 -	22902	Joint Kit				gs	29	G:28
		MT		Ch.-No. 70-P-032051 - 70-R-136290	26096	Boot Kit			ws			L:92/Ø1=24/Ø2=87
		MT		Ch.-No. 70-S-000001 -	26094	Boot Kit			ws			L:92.5/Ø1=24/Ø2=92
		MT		Ch.-No. 70-S-000001 -, TPE boot	26274	Boot Kit			ws			L:145/Ø1=29/Ø2=96
		MT			26097	Boot Kit				gs		L:102/Ø1=24/Ø2=56
2.0 (62 kW)	07.90 - 04.03	MT		Ch.-No. 70-M-000001 - 70-R-136290	20592	Driveshaft	L/R				2	L:525/A:38
		MT		Ch.-No. 70-S-000001 - 70-T-199999	20598	Driveshaft	L/R				2	L:525/A:38
		MT		Ch.-No. 70-T-200001 -	21025	Driveshaft	L/R				2	L:525/A:38
		MT	x	Ch.-No. 70-M-000001 - 70-R-136290	20591	Driveshaft	L/R				2	L:528/A:38/ABS:48
		MT	x	Ch.-No. 70-S-000001 - 70-T-199999	20599	Driveshaft	L/R				2	L:525/A:38/ABS:48
		MT	x	Ch.-No. 70-T-200001 -	21023	Driveshaft	L/R				2	L:536/A:38/ABS:48
		MT		Ch.-No. 70-M-000001 - 70-R-136290	20595	Joint Kit			ws		28	A:38/F:33/X
		MT		Ch.-No. 70-S-000001 -	21945	Joint Kit			ws		28	A:38/F:27/X
		MT		Ch.-No. 70-S-000001 -, TPE boot	22900	Joint Kit			ws		28	A:38/F:27/X
		MT	x	Ch.-No. 70-M-000001 - 70-R-136290	20596	Joint Kit			ws		28	A:38/F:33/X/ABS:48
		MT	x	Ch.-No. 70-S-000001 -	21946	Joint Kit			ws		28	A:38/F:27/X/ABS:48
		MT	x	Ch.-No. 70-S-000001 -, TPE boot	22901	Joint Kit			ws		28	A:38/F:27/X/ABS:48
		MT		Ch.-No. 70-M-000001 - 70-R-136290	20597	Joint Kit				gs	29	G:33
		MT		Ch.-No. 70-S-000001 -	22902	Joint Kit				gs	29	G:28
		MT		Ch.-No. 70-M-000001 - 70-R-136290	26096	Boot Kit			ws			L:92/Ø1=24/Ø2=87
		MT		Ch.-No. 70-S-000001 -	26094	Boot Kit			ws			L:92.5/Ø1=24/Ø2=92
		MT		Ch.-No. 70-S-000001 -, TPE boot	26274	Boot Kit			ws			L:145/Ø1=29/Ø2=96
MT			26097	Boot Kit				gs		L:102/Ø1=24/Ø2=56		
2.4 D (55 kW)	08.97 - 04.03	MT		Ch.-No. 70-M-000001 - 70-R-136290	26096	Boot Kit			ws			L:92/Ø1=24/Ø2=87
		MT		Ch.-No. 70-S-000001 -, TPE boot	26274	Boot Kit			ws			L:145/Ø1=29/Ø2=96
		MT			26097	Boot Kit				gs		L:102/Ø1=24/Ø2=56
		MT		Ch.-No. 70-M-000001 - 70-R-136290	26096	Boot Kit			ws			L:92/Ø1=24/Ø2=87
		MT		Ch.-No. 70-S-000001 -, TPE boot	26274	Boot Kit			ws			L:145/Ø1=29/Ø2=96
		MT			26097	Boot Kit				gs		L:102/Ø1=24/Ø2=56
2.4 D (55 kW)	08.97 - 04.03	MT			21025	Driveshaft	L/R				2	L:525/A:38
		MT	x		21023	Driveshaft	L/R				2	L:536/A:38/ABS:48
		AT			21024	Driveshaft	L				2	L:528/A:38

		AT	x		<b>21022</b>	Driveshaft	L				2	L:528/A:38/ABS:48
		AT			<b>21025</b>	Driveshaft	R				2	L:525/A:38
		AT	x		<b>21023</b>	Driveshaft	R				2	L:536/A:38/ABS:48
		MT/AT			<b>21945</b>	Joint Kit			ws		28	A:38/F:27/X
		MT/AT		TPE boot	<b>22900</b>	Joint Kit			ws		28	A:38/F:27/X
		MT/AT	x		<b>21946</b>	Joint Kit			ws		28	A:38/F:27/X/ABS:48
		MT/AT	x	TPE boot	<b>22901</b>	Joint Kit			ws		28	A:38/F:27/X/ABS:48
		MT/AT			<b>22902</b>	Joint Kit				gs	29	G:28
		MT/AT			<b>26094</b>	Boot Kit			ws			L:92.5/Ø1=24/Ø2=92
		MT/AT		TPE boot	<b>26274</b>	Boot Kit			ws			L:145/Ø1=29/Ø2=96
		MT/AT			<b>26097</b>	Boot Kit				gs		L:102/Ø1=24/Ø2=56
2.4 D (57 kW)	07.90 - 04.03	MT		Ch.-No. 70-M-000001 - 70-R-136290	<b>20592</b>	Driveshaft	L				2	L:525/A:38
		MT		Ch.-No. 70-S-000001 - 70-T-199999	<b>20598</b>	Driveshaft	L				2	L:525/A:38
		MT		Ch.-No. 70-T-200001 -	<b>21025</b>	Driveshaft	L				2	L:525/A:38
		MT	x	Ch.-No. 70-M-000001 - 70-R-136290	<b>20591</b>	Driveshaft	L				2	L:528/A:38/ABS:48
		MT	x	Ch.-No. 70-S-000001 - 70-T-199999	<b>20599</b>	Driveshaft	L				2	L:525/A:38/ABS:48
		AT		Ch.-No. 70-M-000001 - 70-R-136290	<b>20594</b>	Driveshaft	L				2	L:517/A:38
		AT		Ch.-No. 70-S-000001 - 70-T-199999	<b>20602</b>	Driveshaft	L				2	L:517/A:38
		AT		Ch.-No. 70-T-200001 -	<b>21024</b>	Driveshaft	L				2	L:528/A:38
		AT	x	Ch.-No. 70-M-000001 - 70-R-136290	<b>20593</b>	Driveshaft	L				2	L:517/A:38/ABS:48
		AT	x	Ch.-No. 70-S-000001 - 70-T-199999	<b>20603</b>	Driveshaft	L				2	L:517/A:38/ABS:48
		AT	x	Ch.-No. 70-T-200001 -	<b>21022</b>	Driveshaft	L				2	L:528/A:38/ABS:48
		MT/AT		Ch.-No. 70-M-000001 - 70-R-136290	<b>20592</b>	Driveshaft	R				2	L:525/A:38
		MT/AT		Ch.-No. 70-S-000001 - 70-T-199999	<b>20598</b>	Driveshaft	R				2	L:525/A:38
		MT/AT		Ch.-No. 70-T-200001 -	<b>21025</b>	Driveshaft	R				2	L:525/A:38
		MT/AT	x	Ch.-No. 70-M-000001 - 70-R-136290	<b>20591</b>	Driveshaft	R				2	L:528/A:38/ABS:48
		MT/AT	x	Ch.-No. 70-S-000001 - 70-T-199999	<b>20599</b>	Driveshaft	R				2	L:525/A:38/ABS:48
		MT/AT	x	Ch.-No. 70-T-200001 -	<b>21023</b>	Driveshaft	R				2	L:536/A:38/ABS:48
		MT/AT		Ch.-No. 70-M-000001 - 70-R-136290	<b>20595</b>	Joint Kit			ws		28	A:38/F:33/X
		MT/AT		Ch.-No. 70-S-000001 -	<b>21945</b>	Joint Kit			ws		28	A:38/F:27/X
		MT/AT		Ch.-No. 70-S-000001 -, TPE boot	<b>22900</b>	Joint Kit			ws		28	A:38/F:27/X
		MT/AT	x	Ch.-No. 70-M-000001 - 70-R-136290	<b>20596</b>	Joint Kit			ws		28	A:38/F:33/X/ABS:48
		MT/AT	x	Ch.-No. 70-S-000001 -	<b>21946</b>	Joint Kit			ws		28	A:38/F:27/X/ABS:48
		MT/AT	x	Ch.-No. 70-S-000001 -, TPE boot	<b>22901</b>	Joint Kit			ws		28	A:38/F:27/X/ABS:48
		MT/AT		Ch.-No. 70-M-000001 - 70-R-136290	<b>20597</b>	Joint Kit				gs	29	G:33
		MT/AT		Ch.-No. 70-S-000001 -	<b>22902</b>	Joint Kit				gs	29	G:28
		MT/AT		Ch.-No. 70-M-000001 - 70-R-136290	<b>26096</b>	Boot Kit			ws			L:92.5/Ø1=24/Ø2=87
		MT/AT		Ch.-No. 70-S-000001 -	<b>26094</b>	Boot Kit			ws			L:92.5/Ø1=24/Ø2=92
		MT/AT		Ch.-No. 70-S-000001 -, TPE boot	<b>26274</b>	Boot Kit			ws			L:145/Ø1=29/Ø2=96
		MT/AT			<b>26097</b>	Boot Kit				gs		L:102/Ø1=24/Ø2=56
2.4 D Syncro (57 kW)	10.92 - 04.03	MT/AT	x	Ch.-No. 70-M-000001 - 70-R-136290	<b>20591</b>	Driveshaft	L/R	F			2	L:528/A:38/ABS:48
		MT/AT		Ch.-No. 70-S-000001 -	<b>21945</b>	Joint Kit		F	ws		28	A:38/F:27/X
		MT/AT		Ch.-No. 70-S-000001 -, TPE boot	<b>22900</b>	Joint Kit		F	ws		28	A:38/F:27/X
		MT/AT	x	Ch.-No. 70-S-000001 -	<b>21946</b>	Joint Kit		F	ws		28	A:38/F:27/X/ABS:48
		MT/AT	x	Ch.-No. 70-S-000001 -, TPE boot	<b>22901</b>	Joint Kit		F	ws		28	A:38/F:27/X/ABS:48
		MT/AT			<b>22902</b>	Joint Kit		F		gs	29	G:28
		MT/AT		Ch.-No. 70-S-000001 -	<b>26094</b>	Boot Kit		F	ws			L:92.5/Ø1=24/Ø2=92
		MT/AT		Ch.-No. 70-S-000001 -, TPE boot	<b>26274</b>	Boot Kit		F	ws			L:145/Ø1=29/Ø2=96
		MT/AT			<b>26097</b>	Boot Kit		F		gs		L:102/Ø1=24/Ø2=56
2.5 (81 kW)	11.90 - 04.03	MT		Ch.-No. 70-M-000001 - 70-R-136290	<b>20592</b>	Driveshaft	L				2	L:525/A:38
		MT		Ch.-No. 70-S-000001 - 70-T-199999	<b>20598</b>	Driveshaft	L				2	L:525/A:38




		Transm.	with ABS Ring		Part-No.	Description	L	F	Wheel Side	Gear Box Side	Pic. No.	Technical Specification  Further details on page I
		MT Manual AT Autom.					Left R Right	Front R Rear				

( VOLKSWAGEN )

( VOLKSWAGEN )

TRANSPORTER T4													
2.5 (81 kW)	11.90 - 04.03	MT		Ch.-No. 70-T-200001 -	21025	Driveshaft	L				2	L:525/A:38	
		MT	x	Ch.-No. 70-M-000001 - 70-R-136290	20591	Driveshaft	L				2	L:528/A:38/ABS:48	
		MT	x	Ch.-No. 70-S-000001 - 70-T-199999	20599	Driveshaft	L				2	L:525/A:38/ABS:48	
		MT	x	Ch.-No. 70-T-200001 -	21023	Driveshaft	L				2	L:536/A:38/ABS:48	
		AT		Ch.-No. 70-M-000001 - 70-R-136290	20594	Driveshaft	L				2	L:517/A:38	
		AT		Ch.-No. 70-S-000001 - 70-T-199999	20602	Driveshaft	L				2	L:517/A:38	
		AT		Ch.-No. 70-T-200001 -	21024	Driveshaft	L				2	L:528/A:38	
		AT	x	Ch.-No. 70-M-000001 - 70-R-136290	20593	Driveshaft	L				2	L:517/A:38/ABS:48	
		AT	x	Ch.-No. 70-S-000001 - 70-T-199999	20603	Driveshaft	L				2	L:517/A:38/ABS:48	
		AT	x	Ch.-No. 70-T-200001 -	21022	Driveshaft	L				2	L:528/A:38/ABS:48	
		MT/AT		Ch.-No. 70-M-000001 - 70-R-136290	20592	Driveshaft	R				2	L:525/A:38	
		MT/AT		Ch.-No. 70-S-000001 - 70-T-199999	20598	Driveshaft	R				2	L:525/A:38	
		MT/AT		Ch.-No. 70-T-200001 -	21025	Driveshaft	R				2	L:525/A:38	
		MT/AT	x	Ch.-No. 70-M-000001 - 70-R-136290	20591	Driveshaft	R				2	L:528/A:38/ABS:48	
		MT/AT	x	Ch.-No. 70-S-000001 - 70-T-199999	20599	Driveshaft	R				2	L:525/A:38/ABS:48	
		MT/AT	x	Ch.-No. 70-T-200001 -	21023	Driveshaft	R				2	L:536/A:38/ABS:48	
		MT/AT		Ch.-No. 70-M-000001 - 70-R-136290	20595	Joint Kit				ws	28	A:38/F:33/X	
		MT/AT		Ch.-No. 70-S-000001 -	21945	Joint Kit				ws	28	A:38/F:27/X	
		MT/AT		Ch.-No. 70-S-000001 -, TPE boot	22900	Joint Kit				ws	28	A:38/F:27/X	
		MT/AT	x	Ch.-No. 70-M-000001 - 70-R-136290	20596	Joint Kit				ws	28	A:38/F:33/X/ABS:48	
MT/AT	x	Ch.-No. 70-S-000001 -	21946	Joint Kit				ws	28	A:38/F:27/X/ABS:48			
MT/AT	x	Ch.-No. 70-S-000001 -, TPE boot	22901	Joint Kit				ws	28	A:38/F:27/X/ABS:48			
MT/AT		Ch.-No. 70-M-000001 - 70-R-136290	20597	Joint Kit					gs	29	G:33		
MT/AT		Ch.-No. 70-S-000001 -	22902	Joint Kit					gs	29	G:28		
MT/AT		Ch.-No. 70-M-000001 - 70-R-136290	26096	Boot Kit				ws			L:92/Ø1=24/Ø2=87		
MT/AT		Ch.-No. 70-S-000001 -	26094	Boot Kit				ws			L:92.5/Ø1=24/Ø2=92		
MT/AT		Ch.-No. 70-S-000001 -, TPE boot	26274	Boot Kit				ws			L:145/Ø1=29/Ø2=96		
MT/AT			26097	Boot Kit					gs		L:102/Ø1=24/Ø2=56		
2.5 (85 kW)	08.96 - 04.03	MT		Ch.-No. 70-T-200001 -	21025	Driveshaft	L/R				2	L:525/A:38	
		MT	x	Ch.-No. 70-T-200001 -	21023	Driveshaft	L/R				2	L:536/A:38/ABS:48	
		MT/AT			21945	Joint Kit				ws	28	A:38/F:27/X	
		MT/AT		TPE boot	22900	Joint Kit				ws	28	A:38/F:27/X	
		MT/AT	x		21946	Joint Kit				ws	28	A:38/F:27/X/ABS:48	
		MT/AT	x	TPE boot	22901	Joint Kit				ws	28	A:38/F:27/X/ABS:48	
		MT/AT			22902	Joint Kit					gs	29	G:28
		MT/AT			26094	Boot Kit				ws			L:92.5/Ø1=24/Ø2=92
MT/AT		TPE boot	26274	Boot Kit				ws			L:145/Ø1=29/Ø2=96		
MT/AT			26097	Boot Kit					gs		L:102/Ø1=24/Ø2=56		
2.5 Syncro (81 kW)	10.92 - 04.03	MT/AT	x		20591	Driveshaft	L/R	F			2	L:528/A:38/ABS:48	
		MT/AT		Ch.-No. - 70-R-136290	20595	Joint Kit		F	ws		28	A:38/F:33/X	
		MT/AT		Ch.-No. 70-R-136291 -	21945	Joint Kit		F	ws		28	A:38/F:27/X	

		MT/AT		Ch.-No. 70-R-136291 -, TPE boot	22900	Joint Kit		F	ws		28	A:38/F:27/X
		MT/AT	x	Ch.-No. - 70-R-136290	20596	Joint Kit		F	ws		28	A:38/F:33/X/ABS:48
		MT/AT	x	Ch.-No. 70-R-136291 -	21946	Joint Kit		F	ws		28	A:38/F:27/X/ABS:48
		MT/AT	x	Ch.-No. 70-R-136291 -, TPE boot	22901	Joint Kit		F	ws		28	A:38/F:27/X/ABS:48
		MT/AT			22902	Joint Kit		F		gs	29	G:28
		MT/AT		Ch.-No. - 70-R-136290	26096	Boot Kit		F	ws			L:92/Ø1=24/Ø2=87
		MT/AT		Ch.-No. 70-R-136291 -	26094	Boot Kit		F	ws			L:92.5/Ø1=24/Ø2=92
		MT/AT		Ch.-No. 70-R-136291 -, TPE boot	26274	Boot Kit		F	ws			L:145/Ø1=29/Ø2=96
		MT/AT			26097	Boot Kit		F		gs		L:102/Ø1=24/Ø2=56
2.5 Syncro (85 kW)	07.96 - 04.03	AT			21024	Driveshaft	L	F			2	L:528/A:38
		AT	x		21022	Driveshaft	L	F			2	L:528/A:38/ABS:48
		MT/AT			21945	Joint Kit		F	ws		28	A:38/F:27/X
		MT/AT		TPE boot	22900	Joint Kit		F	ws		28	A:38/F:27/X
		MT/AT	x		21946	Joint Kit		F	ws		28	A:38/F:27/X/ABS:48
		MT/AT	x	TPE boot	22901	Joint Kit		F	ws		28	A:38/F:27/X/ABS:48
		MT/AT			22902	Joint Kit		F		gs	29	G:28
		MT/AT			26094	Boot Kit		F	ws			L:92.5/Ø1=24/Ø2=92
		MT/AT		TPE boot	26274	Boot Kit		F	ws			L:145/Ø1=29/Ø2=96
		MT/AT			26097	Boot Kit		F		gs		L:102/Ø1=24/Ø2=56
2.5 TDI (65 kW)	05.98 - 04.03	MT			21025	Driveshaft	L/R				2	L:525/A:38
		MT			21023	Driveshaft	L/R				2	L:536/A:38/ABS:48
		AT			21024	Driveshaft	L				2	L:528/A:38
		AT	x		21022	Driveshaft	L				2	L:528/A:38/ABS:48
		MT/AT			21945	Joint Kit			ws		28	A:38/F:27/X
		MT/AT		TPE boot	22900	Joint Kit			ws		28	A:38/F:27/X
		MT/AT	x		21946	Joint Kit			ws		28	A:38/F:27/X/ABS:48
		MT/AT	x	TPE boot	22901	Joint Kit			ws		28	A:38/F:27/X/ABS:48
		MT/AT			22902	Joint Kit				gs	29	G:28
		MT/AT			26094	Boot Kit			ws			L:92.5/Ø1=24/Ø2=92
		MT/AT		TPE boot	26274	Boot Kit			ws			L:145/Ø1=29/Ø2=96
		MT/AT			26097	Boot Kit				gs		L:102/Ø1=24/Ø2=56
2.5 TDI (75 kW)	09.95 - 04.03	MT		Ch.-No. - 70-T-199999	20600	Driveshaft	L/R				2	L:525/A:38
		MT		Ch.-No. 70-T-200001 -	21025	Driveshaft	L/R				2	L:525/A:38
		MT	x	Ch.-No. - 70-T-199999	20601	Driveshaft	L/R				2	L:525/A:38/ABS:48
		MT	x	Ch.-No. 70-T-200001 -	21023	Driveshaft	L/R				2	L:536/A:38/ABS:48
		AT		Ch.-No. - 70-T-199999	20602	Driveshaft	L				2	L:517/A:38
		AT		Ch.-No. 70-T-200001 -	21024	Driveshaft	L				2	L:528/A:38
		AT	x	Ch.-No. - 70-T-199999	20603	Driveshaft	L				2	L:517/A:38/ABS:48
		AT	x	Ch.-No. 70-T-200001 -	21022	Driveshaft	L				2	L:528/A:38/ABS:48
		AT		Ch.-No. - 70-T-199999	20598	Driveshaft	R				2	L:525/A:38
		AT		Ch.-No. 70-T-200001 -	21025	Driveshaft	R				2	L:525/A:38
		AT	x	Ch.-No. - 70-T-199999	20599	Driveshaft	R				2	L:525/A:38/ABS:48
		AT	x	Ch.-No. 70-T-200001 -	21023	Driveshaft	R				2	L:536/A:38/ABS:48
		MT/AT			21945	Joint Kit			ws		28	A:38/F:27/X
		MT/AT		TPE boot	22900	Joint Kit			ws		28	A:38/F:27/X
		MT/AT	x		21946	Joint Kit			ws		28	A:38/F:27/X/ABS:48
		MT/AT	x	TPE boot	22901	Joint Kit			ws		28	A:38/F:27/X/ABS:48
		MT/AT			22902	Joint Kit				gs	29	G:28
		MT/AT			26094	Boot Kit			ws			L:92.5/Ø1=24/Ø2=92
		MT/AT		TPE boot	26274	Boot Kit			ws			L:145/Ø1=29/Ø2=96
		MT/AT			26097	Boot Kit				gs		L:102/Ø1=24/Ø2=56

		Transm.	with ABS Ring		Part-No.	Description	L Left R Right	F Front R Rear	Wheel Side	Gear Box Side	Pic. No.	Technical Specification  Further details on page I
		MT Manual AT Autom.										

( VOLKSWAGEN )

( VOLKSWAGEN )

TRANSPORTER T4												
2.5 TDI (75 kW)	09.95 - 04.03	MT/AT		engine ACV; 09.95 -	26109	Boot Kit				gs		L:124/Ø1=24/Ø2=108/with cap
2.5 TDI Syncro (75 kW)	09.95 - 04.03	AT			21024	Driveshaft	L	F			2	L:528/A:38
		AT	x		21022	Driveshaft	L	F			2	L:528/A:38/ABS:48
		MT/AT		TPE boot	21945	Joint Kit		F	ws		28	A:38/F:27/X
		MT/AT		TPE boot	22900	Joint Kit		F	ws		28	A:38/F:27/X
		MT/AT	x		21946	Joint Kit		F	ws		28	A:38/F:27/X/ABS:48
		MT/AT	x	TPE boot	22901	Joint Kit		F	ws		28	A:38/F:27/X/ABS:48
		MT/AT			22902	Joint Kit		F		gs	29	G:28
		MT/AT			26094	Boot Kit		F	ws			L:92.5/Ø1=24/Ø2=92
		MT/AT		TPE boot	26274	Boot Kit		F	ws			L:145/Ø1=29/Ø2=96
		MT/AT			26097	Boot Kit		F		gs		L:102/Ø1=24/Ø2=56
2.5 TDI (111 kW)	05.98 - 04.03	MT	x		23778	Driveshaft	L/R					L:540.7/A:38/ABS:48
		MT	x	TPE boot	22901	Joint Kit			ws		28	A:38/F:27/X/ABS:48
		MT			23626	Joint Kit				gs	29	G:30
		MT		TPE boot	26274	Boot Kit			ws			L:145/Ø1=29/Ø2=96
		MT			23627	Boot Kit				gs		L:135/Ø1=23/Ø2=120/with cap
2.8 VR 6 (103 kW)	11.95 - 04.00	MT		Ch.-No. 70-T-200001 -	21025	Driveshaft	L				2	L:525/A:38
		MT	x	Ch.-No. 70-T-200001 -	21023	Driveshaft	L				2	L:536/A:38/ABS:48
		AT		Ch.-No. 70-T-200001 -	21024	Driveshaft	L				2	L:528/A:38
		AT	x	Ch.-No. 70-T-200001 -	21022	Driveshaft	L				2	L:528/A:38/ABS:48
		MT/AT		Ch.-No. 70-T-200001 -	21025	Driveshaft	R				2	L:525/A:38
		MT/AT	x	Ch.-No. 70-T-200001 -	21023	Driveshaft	R				2	L:536/A:38/ABS:48
		MT/AT			21945	Joint Kit			ws		28	A:38/F:27/X
		MT/AT		TPE boot	22900	Joint Kit			ws		28	A:38/F:27/X
		MT/AT	x		21946	Joint Kit			ws		28	A:38/F:27/X/ABS:48
		MT/AT	x	TPE boot	22901	Joint Kit			ws		28	A:38/F:27/X/ABS:48
		MT/AT			22902	Joint Kit				gs	29	G:28
		MT/AT			26094	Boot Kit			ws			L:92.5/Ø1=24/Ø2=92
		MT/AT		TPE boot	26274	Boot Kit			ws			L:145/Ø1=29/Ø2=96
		MT/AT			26097	Boot Kit				gs		L:102/Ø1=24/Ø2=56
2.8 V6 (150 kW)	04.00 - 04.03	MT	x		23779	Driveshaft	L					L:529.5/A:38/ABS:48
		MT	x		23778	Driveshaft	R					L:540.7/A:38/ABS:48
		MT/AT	x	TPE boot	22901	Joint Kit			ws		28	A:38/F:27/X/ABS:48
		MT/AT			23626	Joint Kit				gs	29	G:30
		MT/AT		TPE boot	26274	Boot Kit			ws			L:145/Ø1=29/Ø2=96
		MT/AT			23627	Boot Kit				gs		L:135/Ø1=23/Ø2=120/with cap
TRANSPORTER T5 / MULTIVAN T5												
2.0 (85 kW)	11.03 -	MT5			24152	Driveshaft	L					L:645/A:38
		MT5			24153	Driveshaft	R					L:881/A:38/K:26/with bearing
		MT5			23979	Joint Kit			ws			A:38/F:27/O:63/Z
		MT5			24566	Joint Kit	L			gs	29	G:28

		MT5		24564	Joint Kit	R		gs	32	L:300/G:28/K:26/Z
		MT5	TPE boot	23980	Boot Kit		ws			L:120/Ø1=27.8/Ø2=97.4
		MT5		24567	Boot Kit	L		gs		L:104/Ø1=23/Ø2=57.5
		MT5		24565	Boot Kit	R		gs		L:104/Ø1=23/Ø2=57.5
1.9 TDI (62/75 kW)	01.06 -	MT5		24566	Joint Kit	L		gs	29	G:28
		MT5		24564	Joint Kit	R		gs	32	L:300/G:28/K:26/Z
		MT5		24567	Boot Kit	L		gs		L:104/Ø1=23/Ø2=57.5
		MT5		24565	Boot Kit	R		gs		L:104/Ø1=23/Ø2=57.5
1.9 TDI (63/77 kW)	04.03 -	MT5		24152	Driveshaft	L				L:645/A:38
		MT5		24153	Driveshaft	R				L:881/A:38/K:26/with bearing
		MT5		23979	Joint Kit		ws			A:38/F:27/O:63/Z
		MT5		24566	Joint Kit	L		gs	29	G:28
		MT5	TPE boot	24564	Joint Kit	R		gs	32	L:300/G:28/K:26/Z
		MT5		23980	Boot Kit		ws			L:120/Ø1=27.8/Ø2=97.4
		MT5		24567	Boot Kit	L		gs		L:104/Ø1=23/Ø2=57.5
		MT5		24565	Boot Kit	R		gs		L:104/Ø1=23/Ø2=57.5
2.5 TDI (96 kW)	04.03 -	MT6	Ch.-No. - 7H-5-070000	24159	Driveshaft	L				L:645/A:38/K:26
		MT6	Ch.-No. 7H-5-070001 -	24159	Driveshaft	L				L:645/A:38/K:26
		AT6		24156	Driveshaft	L				L:641.7/A:38/K:26
		MT6		24155	Driveshaft	R				L:907/A:38/K:26/with bearing
		AT6		24157	Driveshaft	R				L:952.3/A:38/K:26/with bearing
		MT6/AT6		23981	Joint Kit		ws		27	A:38/F:29/O:63/Z
		MT		24570	Joint Kit	L		gs	32	L:132/G:30/K:26/Z
		MT		24568	Joint Kit	R		gs	32	L:395/G:30/K:26/Z
		MT6/AT6	TPE boot	23982	Boot Kit		ws			L:127.5/Ø1=30.5/Ø2=103.5
		MT	TPE boot	24569	Boot Kit	L/R		gs		L:113/Ø1=33.5/Ø2=77.4
2.5 TDI (120 kW)	11.03 -	MT		24570	Joint Kit	L		gs	32	L:132/G:30/K:26/Z
		MT		24568	Joint Kit	R		gs	32	L:395/G:30/K:26/Z
		MT	TPE boot	24569	Boot Kit	L/R		gs		L:113/Ø1=33.5/Ø2=77.4
2.5 TDI (128 kW)	04.03 -	MT6		24159	Driveshaft	L				L:645/A:38/K:26
		AT6		24156	Driveshaft	L				L:641.7/A:38/K:26
		MT6		24155	Driveshaft	R				L:907/A:38/K:26/with bearing
		AT6		24157	Driveshaft	R				L:952.3/A:38/K:26/with bearing
		MT6/AT6		23981	Joint Kit		ws		27	A:38/F:29/O:63/Z
		MT		24570	Joint Kit	L		gs	32	L:132/G:30/K:26/Z
		MT		24568	Joint Kit	R		gs	32	L:395/G:30/K:26/Z
		MT6/AT6	TPE boot	23982	Boot Kit		ws			L:127.5/Ø1=30.5/Ø2=103.5
		MT	TPE boot	24569	Boot Kit	L/R		gs		L:113/Ø1=33.5/Ø2=77.4
2.5 TDI 4 motion (96/128 kW)	07.04 -	MT6		24159	Driveshaft	L	F			L:645/A:38/K:26
		MT6/AT6		24181	Driveshaft	L	R			L:702.3/A:38
		MT6		24144	Driveshaft	R	F			L:647/A:38/K:26
		MT6/AT6	OE: 7H0501202C	24182	Driveshaft	R	R			L:747/A:38
		MT6/AT6	OE: 7H0501202D	24531	Driveshaft	R	R		1	L:765/A:38
		MT6/AT6		23981	Joint Kit		F	ws	27	A:38/F:29/O:63/Z
		MT		24570	Joint Kit	L	F		gs	L:132/G:30/K:26/Z
		MT6/AT6	TPE boot	23982	Boot Kit		F	ws		L:127.5/Ø1=30.5/Ø2=103.5
		MT	TPE boot	24569	Boot Kit	L	F		gs	L:113/Ø1=33.5/Ø2=77.4
3.2 V6 (170/173 kW)	04.03 -	AT6		24156	Driveshaft	L				L:641.7/A:38/K:26
		AT6		24158	Driveshaft	R				L:952.3/A:38/K:26/with bearing
		AT6		23981	Joint Kit			ws	27	A:38/F:29/O:63/Z
		AT6	TPE boot	23982	Boot Kit			ws		L:127.5/Ø1=30.5/Ø2=103.5

		Transm. MT Manual AT Autom.	with ABS Ring		Part-No.	Description	L Left R Right	F Front R Rear	Wheel Side	Gear Box Side	Pic. No.	Technical Specification  Further details on page I
---	---	---	---------------------	--	----------	-------------	-------------------------	-------------------------	---------------	---------------------	-------------	--

( VOLKSWAGEN )

( VOLKSWAGEN )

TRANSPORTER T5 / MULTIVAN T5												
3.2 4motion (170 kW)	11.03 -	MT/AT			24531	Driveshaft	R	R			1	L:765/A:38
3.2 V6 4motion (173 kW)	07.04 -	MT6			24156	Driveshaft	L	F				L:641.7/A:38/K:26
		MT6/AT6			24181	Driveshaft	L	R				L:702.3/A:38
		MT6			24183	Driveshaft	R	F				L:641.7/A:38/K:26
		MT6/AT6		OE: 7H0501202C	24182	Driveshaft	R	R				L:747/A:38
		MT6/AT6		OE: 7H0501202D	24531	Driveshaft	R	R			1	L:765/A:38
		AT6			23981	Joint Kit		F	ws		27	A:38/F:29/O:63/Z
		AT6		TPE boot	23982	Boot Kit		F	ws			L:127.5/Ø1=30.5/Ø2=103.5
VENTO (1H2)												
1.4 (40/44 kW)	11.91 - 09.98	MT			22625	Driveshaft	L				1	L:583.5/A:22
		MT		Ch.-No. - 1H-N-990000	22630	Driveshaft	R				1	L:794/A:22/Ø Joint diff.:90
		MT		Ch.-No. 1H-P-000001 -	22628	Driveshaft	R				1	L:782/A:22
		MT			22461	Joint Kit			ws		27	A:22/F:30
		MT		TPE boot	22669	Joint Kit			ws		27	A:22/F:30
		MT			22455	Joint Kit				gs	29	G:33/Ø Joint:92
		MT			26005	Boot Kit			ws			L:84/Ø1=20/Ø2=76
		MT		TPE boot	26252	Boot Kit			ws			L:109/Ø1=26/Ø2=75
		MT			26054	Boot Kit				gs		L:100/Ø1=21/Ø2=89/with cap
1.6 (55 kW)	09.92 - 09.98	MT		Ch.-No. 1H-P-160001 - 1H-S-180000	22625	Driveshaft	L				1	L:583.5/A:22
		MT		Ch.-No. 1H-S-180001 -	22462	Driveshaft	L				1	L:559.5/A:22
		MT		Ch.-No. 1H-P-160001 - 1H-S-180000	22628	Driveshaft	R				1	L:782/A:22
		MT		Ch.-No. 1H-S-180001 - 1H-S-700000	22630	Driveshaft	R				1	L:794/A:22/Ø Joint diff.:90
		MT			22461	Joint Kit			ws		27	A:22/F:30
		MT		TPE boot	22669	Joint Kit			ws		27	A:22/F:30
		MT		Ch.-No. 1H-P-160001 - 1H-S-180000	22455	Joint Kit				gs	29	G:33/Ø Joint:92
		MT		Ch.-No. 1H-S-180001 -	20258	Joint Kit				gs	29	G:33/Ø Joint:94.1
		MT			26005	Boot Kit			ws			L:84/Ø1=20/Ø2=76
		MT		TPE boot	26252	Boot Kit			ws			L:109/Ø1=26/Ø2=75
		MT		Ch.-No. 1H-P-160001 - 1H-S-180000	26054	Boot Kit				gs		L:100/Ø1=21/Ø2=89/with cap
		MT		Ch.-No. 1H-S-180001 -	26062	Boot Kit				gs		L:100/Ø1=21/Ø2=94/with cap
1.6 (74 kW)	10.94 - 09.98	MT			22462	Driveshaft	L				1	L:559.5/A:22
		AT			22931	Driveshaft	L				3	L:557.5/A:22
		MT		Ch.-No. - 1H-S-700000	22630	Driveshaft	R				1	L:794/A:22/Ø Joint diff.:90
		AT			22930	Driveshaft	R				3	L:790.5/A:22
		AT			22933	Joint w. Shaft	L			gs	24	L:450/Ø Joint:100/Ø bore:8.2
		AT			22932	Joint w. Shaft	R			gs	24	L:679
		MT			22461	Joint Kit			ws		27	A:22/F:30
		MT		TPE boot	22669	Joint Kit			ws		27	A:22/F:30
		AT			22494	Joint Kit			ws		27	A:22/F:30/O:53
		MT			20258	Joint Kit				gs	29	G:33/Ø Joint:94.1
		MT			26005	Boot Kit			ws			L:84/Ø1=20/Ø2=76



		MT		TPE boot	26252	Boot Kit			ws			L:109/Ø1=26/Ø2=75
		AT			26037	Boot Kit			ws			L:83/Ø1=22/Ø2=84
		MT			26062	Boot Kit				gs		L:100/Ø1=21/Ø2=94/with cap
		AT		engine AFT	24367	Boot Kit				gs		L:88/Ø1=21/Ø2=82
1.8 (55 kW)	11.91 - 09.98	MT			23544	Driveshaft	L				1	L:552.5/A:22
		MT			22622	Driveshaft	R				1	L:789.5/A:22/Ø Joint diff.: 100
		MT			22494	Joint Kit			ws		27	A:22/F:30/O:53
		MT			22497	Joint Kit	L			gs	29	G:33/Ø Joint:100
		MT			22498	Joint Kit	R			gs	29	G:33/Ø Joint:100
		MT			26037	Boot Kit			ws			L:83/Ø1=22/Ø2=84
		MT			23514	Boot Kit	L			gs		L:111/Ø1=22/Ø2=100/with cap
		MT			26101	Boot Kit	R			gs		L:116/Ø1=35/Ø2=100/with cap
		AT			24367	Boot Kit				gs		L:88/Ø1=21/Ø2=82
1.8 (66 kW)	11.91 - 09.98	MT			23544	Driveshaft	L				1	L:552.5/A:22
		AT		Ch.-No. - 1H-R-990000	23544	Driveshaft	L				1	L:552.5/A:22
		AT		Ch.-No. 1H-S-000001 -	22931	Driveshaft	L				3	L:557.5/A:22
		MT/AT		Ch.-No. - 1H-R-990000	22622	Driveshaft	R				1	L:789.5/A:22/Ø Joint diff.: 100
		MT		Ch.-No. 1H-S-000001 -	22622	Driveshaft	R				1	L:789.5/A:22/Ø Joint diff.: 100
		AT		Ch.-No. 1H-S-000001 -	22930	Driveshaft	R				3	L:790.5/A:22
		AT		Ch.-No. 1H-S-000001 -	22933	Joint w. Shaft	L			gs	24	L:450/Ø Joint:100/Ø bore:8.2
		AT		Ch.-No. 1H-S-000001 -	22932	Joint w. Shaft	R			gs	24	L:679
		MT/AT			22494	Joint Kit			ws		27	A:22/F:30/O:53
		MT			22497	Joint Kit	L			gs	29	G:33/Ø Joint:100
		MT			22498	Joint Kit	R			gs	29	G:33/Ø Joint:100
		AT		Ch.-No. - 1H-R-990000	22497	Joint Kit	L			gs	29	G:33/Ø Joint:100
		AT		Ch.-No. - 1H-R-990000	22498	Joint Kit	R			gs	29	G:33/Ø Joint:100
		MT/AT			26037	Boot Kit			ws			L:83/Ø1=22/Ø2=84
		MT			23514	Boot Kit	L			gs		L:111/Ø1=22/Ø2=100/with cap
		MT			26101	Boot Kit	R			gs		L:116/Ø1=35/Ø2=100/with cap
		AT		Ch.-No. - 1H-R-990000	23514	Boot Kit	L			gs		L:111/Ø1=22/Ø2=100/with cap
		AT		Ch.-No. - 1H-R-990000	26101	Boot Kit	R			gs		L:116/Ø1=35/Ø2=100/with cap
		AT		engine ADZ	24367	Boot Kit				gs		L:88/Ø1=21/Ø2=82
1.9 D (48 kW)	11.91 - 09.98	MT			22462	Driveshaft	L				1	L:559.5/A:22
		MT			22630	Driveshaft	R				1	L:794/A:22/Ø Joint diff.:90
		MT			22461	Joint Kit			ws		27	A:22/F:30
		MT		TPE boot	22669	Joint Kit			ws		27	A:22/F:30
		MT			20258	Joint Kit				gs	29	G:33/Ø Joint:94.1
		MT			26005	Boot Kit			ws			L:84/Ø1=20/Ø2=76
		MT		TPE boot	26252	Boot Kit			ws			L:109/Ø1=26/Ø2=75
		MT			26062	Boot Kit				gs		L:100/Ø1=21/Ø2=94/with cap
1.9 TD (55 kW)	11.91 - 09.98	MT			23544	Driveshaft	L				1	L:552.5/A:22
		AT		Ch.-No. - 1H-R-990000	23544	Driveshaft	L				1	L:552.5/A:22
		AT		Ch.-No. 1H-S-000001 -	22931	Driveshaft	L				3	L:557.5/A:22
		MT			22622	Driveshaft	R				1	L:789.5/A:22/Ø Joint diff.: 100
		AT		Ch.-No. - 1H-R-990000	22622	Driveshaft	R				1	L:789.5/A:22/Ø Joint diff.: 100
		AT		Ch.-No. 1H-S-000001 -	22930	Driveshaft	R				3	L:790.5/A:22
		AT		Ch.-No. 1H-S-000001 -	22933	Joint w. Shaft	L			gs	24	L:450/Ø Joint:100/Ø bore:8.2
		AT		Ch.-No. 1H-S-000001 -	22932	Joint w. Shaft	R			gs	24	L:679
		MT/AT			22494	Joint Kit			ws		27	A:22/F:30/O:53
		MT			22497	Joint Kit	L			gs	29	G:33/Ø Joint:100
		MT			22498	Joint Kit	R			gs	29	G:33/Ø Joint:100

		Transm.	with ABS Ring		Part-No.	Description	L	F	Wheel Side	Gear Box Side	Pic. No.	Technical Specification  Further details on page I
		MT Manual AT Autom.					Left R Right	Front R Rear				

( VOLKSWAGEN )

( VOLKSWAGEN )

VENTO (1H2)													
1.9 TD (55 kW)	11.91 - 09.98	AT		Ch.-No. - 1H-R-990000	22497	Joint Kit	L			gs	29	G:33/Ø Joint:100	
		AT		Ch.-No. - 1H-R-990000	22498	Joint Kit	R			gs	29	G:33/Ø Joint:100	
		MT/AT			26037	Boot Kit			ws				L:83/Ø1=22/Ø2=84
		MT			23514	Boot Kit	L			gs			L:111/Ø1=22/Ø2=100/with cap
		MT			26101	Boot Kit	R			gs			L:116/Ø1=35/Ø2=100/with cap
		AT		Ch.-No. - 1H-R-990000	23514	Boot Kit	L			gs			L:111/Ø1=22/Ø2=100/with cap
		AT		Ch.-No. - 1H-R-990000	26101	Boot Kit	R			gs			L:116/Ø1=35/Ø2=100/with cap
1.9 TDI (66/81 kW)	09.93 - 09.98	AT			24367	Boot Kit	R			gs		L:88/Ø1=21/Ø2=82	
		MT			23544	Driveshaft	L				1	L:552.5/A:22	
		MT			23547	Driveshaft	R					1	L:784.5/A:22
		AT			22933	Joint w. Shaft	L			gs		24	L:450/Ø Joint:100/Ø bore:8.2
		AT			22932	Joint w. Shaft	R			gs		24	L:679
		MT			22600	Joint Kit			ws			27	A:22/F:30/X
		MT			22497	Joint Kit	L			gs		29	G:33/Ø Joint:100
		MT			22498	Joint Kit	R			gs		29	G:33/Ø Joint:100
		MT/AT			26037	Boot Kit			ws				L:83/Ø1=22/Ø2=84
		MT			23514	Boot Kit	L			gs			L:111/Ø1=22/Ø2=100/with cap
2.0 (85 kW)	11.91 - 09.98	MT		Ch.-No. - 1H-R-990000	22673	Driveshaft	L					1	L:550
		MT		Ch.-No. 1H-S-000001 -	23544	Driveshaft	L					1	L:552.5/A:22
		AT		Ch.-No. - 1H-R-990000	23544	Driveshaft	L					1	L:552.5/A:22
		AT		Ch.-No. 1H-S-000001 -	22931	Driveshaft	L					3	L:557.5/A:22
		MT		Ch.-No. - 1H-R-990000	22672	Driveshaft	R					1	L:783
		MT		Ch.-No. 1H-S-000001 -	22622	Driveshaft	R					1	L:789.5/A:22/Ø Joint diff.: 100
		AT		Ch.-No. - 1H-R-990000	22622	Driveshaft	R					1	L:789.5/A:22/Ø Joint diff.: 100
		AT		Ch.-No. 1H-S-000001 -	22930	Driveshaft	R					3	L:790.5/A:22
		AT		Ch.-No. 1H-S-000001 -	22933	Joint w. Shaft	L			gs		24	L:450/Ø Joint:100/Ø bore:8.2
		AT		Ch.-No. 1H-S-000001 -	22932	Joint w. Shaft	R			gs		24	L:679
		MT		Ch.-No. - 1H-R-990000	20340	Joint Kit			ws			27	A:36/F:30/DF:23.45/O:53/X
		MT		Ch.-No. 1H-S-000001 -	22494	Joint Kit			ws			27	A:22/F:30/O:53
		AT			22494	Joint Kit			ws			27	A:22/F:30/O:53
		MT			22497	Joint Kit	L			gs		29	G:33/Ø Joint:100
		MT			22498	Joint Kit	R			gs		29	G:33/Ø Joint:100
		AT		Ch.-No. - 1H-R-990000	22497	Joint Kit	L			gs		29	G:33/Ø Joint:100
		AT		Ch.-No. - 1H-R-990000	22498	Joint Kit	R			gs		29	G:33/Ø Joint:100
		MT		Ch.-No. - 1H-R-990000	26214	Boot Kit			ws				L:80/Ø1=22/Ø2=83
		MT		Ch.-No. 1H-S-000001 -	26037	Boot Kit			ws				L:83/Ø1=22/Ø2=84
		AT			26037	Boot Kit			ws				L:83/Ø1=22/Ø2=84
MT		23514	Boot Kit	L			gs			L:111/Ø1=22/Ø2=100/with cap			
MT		26101	Boot Kit	R			gs			L:116/Ø1=35/Ø2=100/with cap			

		AT		Ch.-No. - 1H-R-990000	23514	Boot Kit	L		gs		L:111/Ø1=22/Ø2=100/with cap
		AT		Ch.-No. - 1H-R-990000	26101	Boot Kit	R		gs		L:116/Ø1=35/Ø2=100/with cap
		AT		engine AGG, AKR	24367	Boot Kit			gs		L:88/Ø1=21/Ø2=82
2.8 VR6 (128 kW)	01.92 - 09.98	MT			20340	Joint Kit			ws	27	A:36/F:30/DF:23.45/O:53/X
		MT			22497	Joint Kit	L		gs	29	G:33/Ø Joint:100
		MT			22498	Joint Kit	R		gs	29	G:33/Ø Joint:100
		MT			26214	Boot Kit			ws		L:80/Ø1=22/Ø2=83
		MT			23514	Boot Kit	L		gs		L:111/Ø1=22/Ø2=100/with cap
		MT			26101	Boot Kit	R		gs		L:116/Ø1=35/Ø2=100/with cap

**VOLVO**
**VOLVO**

<b>66</b>											
DL 1.1 (33 kW)	08.75 - 11.79	AT			26048	Boot Kit			ws	gs	L:77/Ø1=20/Ø2=52
GL 1.3 (42 kW)	08.75 - 11.79	AT			26048	Boot Kit			ws	gs	L:77/Ø1=20/Ø2=52
<b>340 - 360 (343,344,345)</b>											
1.4 (46-53 kW)	08.75 - 12.88	MT/AT			26048	Boot Kit			ws	gs	L:77/Ø1=20/Ø2=52
2.0 (66-87 kW)	08.82 - 07.90	MT			26089	Boot Kit			ws	gs	L:77/Ø1=20/Ø2=52
<b>440 K (445)</b>											
1.7 (64 kW)	09.88 - 12.96	MT			20812	Joint Kit			ws	27	A:22/F:22
		MT	x		20826	Joint Kit			ws	27	A:22/F:22/ABS:44
		MT			26106	Boot Kit			ws		L:103/Ø1=20/Ø2=76
1.7 (70 kW)	08.88 - 07.89	MT			20812	Joint Kit			ws	27	A:22/F:22
		MT	x		20826	Joint Kit			ws	27	A:22/F:22/ABS:44
		MT			26106	Boot Kit			ws		L:103/Ø1=20/Ø2=76
1.7 (75 kW)	08.89 - 12.96	MT			20812	Joint Kit			ws	27	A:22/F:22
		MT	x		20826	Joint Kit			ws	27	A:22/F:22/ABS:44
		MT			26106	Boot Kit			ws		L:103/Ø1=20/Ø2=76
1.7 (78 kW)	09.88 - 12.96	MT			20812	Joint Kit			ws	27	A:22/F:22
		MT	x		20826	Joint Kit			ws	27	A:22/F:22/ABS:44
		MT			26106	Boot Kit			ws		L:103/Ø1=20/Ø2=76
1.7 Turbo (88/90 kW)	08.88 - 07.96	MT	x		23600	Driveshaft	L				L:638/A:22/O:50/Ø Tripodroller:30/ABS:44
		MT	x		23602	Driveshaft	R				L:746/A:22/K:23/O:50/ABS:44
		MT			20827	Joint Kit			ws	27	A:22/F:25
		MT	x		20828	Joint Kit			ws	27	A:22/F:25/ABS:44
		MT			26107	Boot Kit			ws		L:84/Ø1=22/Ø2=83
1.8 (66 kW)	08.91 - 07.96	MT			20812	Joint Kit			ws	27	A:22/F:22
		MT	x		20826	Joint Kit			ws	27	A:22/F:22/ABS:44
		MT			26106	Boot Kit			ws		L:103/Ø1=20/Ø2=76
1.9 TD (66 kW)	07.94 - 12.96	MT	x		23600	Driveshaft	L				L:638/A:22/O:50/Ø Tripodroller:30/ABS:44
		MT	x		23602	Driveshaft	R				L:746/A:22/K:23/O:50/ABS:44
2.0 (80 kW)	08.93 - 07.96	MT			20812	Joint Kit			ws	27	A:22/F:22
		MT	x		20826	Joint Kit			ws	27	A:22/F:22/ABS:44
		MT			26106	Boot Kit			ws		L:103/Ø1=20/Ø2=76
2.0 (81 kW)	08.92 - 07.95	MT			20812	Joint Kit			ws	27	A:22/F:22
		MT	x		20826	Joint Kit			ws	27	A:22/F:22/ABS:44
		MT			26106	Boot Kit			ws		L:103/Ø1=20/Ø2=76
<b>460 L (464)</b>											
1.7 (64 kW)	09.88 - 07.96	MT			20812	Joint Kit			ws	27	A:22/F:22

		Transm.	with ABS Ring		Part-No.	Description	L	F	Wheel Side	Gear Box Side	Pic. No.	Technical Specification  Further details on page I
		MT Manual AT Autom.					Left R Right	Front R Rear				

( VOLVO )

( VOLVO )

<b>460 L (464)</b>												
1.7 (64 kW)	09.88 - 07.96	MT	x		20826	Joint Kit			ws		27	A:22/F:22/ABS:44
		MT			26106	Boot Kit			ws			L:103/Ø1=20/Ø2=76
1.7 (66 kW)	09.90 - 07.96	MT	x		20812	Joint Kit			ws		27	A:22/F:22
		MT			20826	Joint Kit			ws		27	A:22/F:22/ABS:44
		MT			26106	Boot Kit			ws			L:103/Ø1=20/Ø2=76
1.7 (75/80 kW)	08.89 - 07.92	MT			20812	Joint Kit			ws		27	A:22/F:22
		MT	x		20826	Joint Kit			ws		27	A:22/F:22/ABS:44
		MT			26106	Boot Kit			ws			L:103/Ø1=20/Ø2=76
1.7 Turbo (88/90 kW)	08.89 - 07.96	MT	x		23600	Driveshaft	L					L:638/A:22/O:50/Ø Tripodroller:30/ABS:44
		MT	x		23602	Driveshaft	R					L:746/A:22/K:23/O:50/ABS:44
		MT			20827	Joint Kit			ws		27	A:22/F:25
		MT	x		20828	Joint Kit			ws		27	A:22/F:25/ABS:44
		MT			26107	Boot Kit			ws			L:84/Ø1=22/Ø2=83
1.9 TD (66 kW)	07.94 - 12.96	MT	x		23600	Driveshaft	L					L:638/A:22/O:50/Ø Tripodroller:30/ABS:44
		MT	x		23602	Driveshaft	R					L:746/A:22/K:23/O:50/ABS:44
<b>480 E</b>												
1.7 (70-80 kW)	04.86 - 07.96	MT			20812	Joint Kit			ws		27	A:22/F:22
		MT	x		20826	Joint Kit			ws		27	A:22/F:22/ABS:44
		MT			26106	Boot Kit			ws			L:103/Ø1=20/Ø2=76
1.7 Turbo (88/90 kW)	08.87 - 07.96	MT			20827	Joint Kit			ws		27	A:22/F:25
		MT	x		20828	Joint Kit			ws		27	A:22/F:25/ABS:44
		MT			26107	Boot Kit			ws			L:84/Ø1=22/Ø2=83
<b>740 (745)</b>												
2.3 Turbo (121 kW)	08.89 - 07.90	MT			20813	Driveshaft	L/R				14	L:640
		MT			26025	Boot Kit				gs		L:78/Ø1=22/Ø2=57
2.4 TD Interc. (90 kW)	08.86 - 07.88	MT			20813	Driveshaft	L/R				14	L:640
		MT			26025	Boot Kit				gs		L:78/Ø1=22/Ø2=57
<b>760 (704,764,765)</b>												
2.3 Turbo (134 kW)	08.84 - 07.85	MT			20813	Driveshaft	L/R				14	L:640
		MT			26025	Boot Kit				gs		L:78/Ø1=22/Ø2=57
2.4 TD Interc. (85 kW)	08.87 - 07.92	MT			20813	Driveshaft	L/R				14	L:640
		MT			26025	Boot Kit				gs		L:78/Ø1=22/Ø2=57
2.4 Turbo Diesel (80/82 kW)	08.82 - 07.92	MT			20813	Driveshaft	L/R				14	L:640
		MT			26025	Boot Kit				gs		L:78/Ø1=22/Ø2=57
2.8 (105-115 kW)	08.81 - 08.91	MT			20813	Driveshaft	L/R				14	L:640
		MT			26025	Boot Kit				gs		L:78/Ø1=22/Ø2=57
<b>850 (LS,LW)</b>												
2.0 (105 kW)	06.91 - 12.96	AT	x		20833	Driveshaft	L				6	L:600.5/A:26/D:26/ABS:48
		AT	x		20834	Driveshaft	R				9	L:1052/A:26/D:26/ABS:48

		AT			20938	Joint w. Shaft	R			gs	25	L:932.5/D:26
		MT/AT	x		20931	Joint Kit			ws		27	A:26/F:25/Z/ABS:48
		MT			20934	Joint Kit	R			gs	30	D:26
		MT/AT			26295	Boot Kit			ws			L:84/Ø1=22/Ø2=82
		MT			26297	Boot Kit				gs		L:99/Ø1=28/Ø2=70
2.0 10V (93 kW)	08.94 - 12.96	AT	x		20833	Driveshaft	L				6	L:600.5/A:26/D:26/ABS:48
		AT	x		20834	Driveshaft	R				9	L:1052/A:26/D:26/ABS:48
		AT			20938	Joint w. Shaft	R			gs	25	L:932.5/D:26
		MT/AT	x		20931	Joint Kit			ws		27	A:26/F:25/Z/ABS:48
		MT			20934	Joint Kit	R			gs	30	D:26
		MT/AT			26295	Boot Kit			ws			L:84/Ø1=22/Ø2=82
		MT			26297	Boot Kit				gs		L:99/Ø1=28/Ø2=70
2.0 20V Turbo (155 kW)	02.93 - 12.96	AT	x		20835	Driveshaft	L				6	L:600.5/A:26/D:26/ABS:48
		MT/AT	x		20930	Joint Kit			ws		27	A:26/F:28/ABS:48
		MT/AT			26294	Boot Kit			ws			L:84/Ø1=24/Ø2=92
		MT			26296	Boot Kit				gs		L:99/Ø1=28/Ø2=70
2.3 T5 (166 kW)	02.93 - 12.96	AT	x		20835	Driveshaft	L				6	L:600.5/A:26/D:26/ABS:48
		MT/AT	x		20930	Joint Kit			ws		27	A:26/F:28/ABS:48
		MT/AT			26294	Boot Kit			ws			L:84/Ø1=24/Ø2=92
		MT			26296	Boot Kit				gs		L:99/Ø1=28/Ø2=70
2.3 T5-R (184 kW)	08.95 - 12.96	MT	x		20330	Driveshaft	R					ABS:48
		MT	x		20930	Joint Kit			ws		27	A:26/F:28/ABS:48
		MT			26294	Boot Kit			ws			L:84/Ø1=24/Ø2=92
		MT			26296	Boot Kit				gs		L:99/Ø1=28/Ø2=70
2.5 10V (103 kW)	06.91 - 07.94	AT	x		20833	Driveshaft	L				6	L:600.5/A:26/D:26/ABS:48
		AT	x		20834	Driveshaft	R				9	L:1052/A:26/D:26/ABS:48
		AT			20938	Joint w. Shaft	R			gs	25	L:932.5/D:26
		MT/AT	x		20931	Joint Kit			ws		27	A:26/F:25/Z/ABS:48
		MT			20934	Joint Kit	R			gs	30	D:26
		MT/AT			26295	Boot Kit			ws			L:84/Ø1=22/Ø2=82
		MT			26297	Boot Kit				gs		L:99/Ø1=28/Ø2=70
2.5 10V (106 kW)	08.94 - 12.96	AT	x		20833	Driveshaft	L				6	L:600.5/A:26/D:26/ABS:48
		AT	x		20834	Driveshaft	R				9	L:1052/A:26/D:26/ABS:48
		AT			20938	Joint w. Shaft	R			gs	25	L:932.5/D:26
		MT/AT	x		20931	Joint Kit			ws		27	A:26/F:25/Z/ABS:48
		MT			20934	Joint Kit	R			gs	30	D:26
		MT/AT			26295	Boot Kit			ws			L:84/Ø1=22/Ø2=82
		MT			26297	Boot Kit				gs		L:99/Ø1=28/Ø2=70
2.5 20V (125 kW)	08.91 - 12.96	AT	x		20833	Driveshaft	L				6	L:600.5/A:26/D:26/ABS:48
		AT	x		20834	Driveshaft	R				9	L:1052/A:26/D:26/ABS:48
		AT			20938	Joint w. Shaft	R			gs	25	L:932.5/D:26
		MT/AT	x		20931	Joint Kit			ws		27	A:26/F:25/Z/ABS:48
		MT			20934	Joint Kit	R			gs	30	D:26
		MT/AT			26295	Boot Kit			ws			L:84/Ø1=22/Ø2=82
		MT			26297	Boot Kit				gs		L:99/Ø1=28/Ø2=70
2.5 AWD (142 kW)	04.96 - 12.96	AT	x		20835	Driveshaft	L	F			6	L:600.5/A:26/D:26/ABS:48
		MT/AT	x		20930	Joint Kit		F	ws		27	A:26/F:28/ABS:48
		MT/AT			26294	Boot Kit		F	ws			L:84/Ø1=24/Ø2=92
		MT			26296	Boot Kit		F		gs		L:99/Ø1=28/Ø2=70
2.5 TDI (103 kW)	08.95 - 12.96	AT	x		20835	Driveshaft	L				6	L:600.5/A:26/D:26/ABS:48
		MT/AT	x		20930	Joint Kit			ws		27	A:26/F:28/ABS:48

		Transm.	with ABS Ring		Part-No.	Description	L Left R Right	F Front R Rear	Wheel Side	Gear Box Side	Pic. No.	Technical Specification  Further details on page I
		MT Manual AT Autom.										

( VOLVO )

( VOLVO )

<b>850 (LS,LW)</b>												
2.5 TDI (103 kW)	08.95 - 12.96	MT/AT MT			26294 26296	Boot Kit Boot Kit			ws gs			L:84/Ø1=24/Ø2=92 L:99/Ø1=28/Ø2=70
<b>C30</b>												
1.8/1.8 FlexFuel (92 kW)	10.06 -	MT5 MT5			24867 24868	Driveshaft Driveshaft	L R				8 9	L:582/A:36/D:26 L:920/A:36/D:26
2.0 (107 kW)	10.06 -	MT5 MT5			24867 24868	Driveshaft Driveshaft	L R				8 9	L:582/A:36/D:26 L:920/A:36/D:26
2.4 (125 kW)	10.06 -	semi-AT semi-AT		Ch.-No. 17914 - Ch.-No. 17914 -	24470 24471	Driveshaft Driveshaft	L R				13 9	L:544/A:36/D:26 L:933/A:36/D:26
2.0 D (100 kW)	10.06 -	MT MT			24897 24898	Driveshaft Driveshaft	L R				7 9	L:603.55/A:36/D:26 L:942.5/A:36/D:26/with bearing
<b>S40 I (VS)</b>												
1.6 (77 kW)	09.95 - 08.99	MT/AT MT/AT	x	Ø ABS ring:82 / Ø Joint:90	20928 20929	Joint Kit Boot Kit			ws ws		27	A:25/F:25/DF:25.84/O:54/Z/ABS:43 L:84/Ø1=22/Ø2=82
1.6 (80 kW)	03.99 - 12.03	MT/AT MT/AT	x	Ø ABS ring:82 / Ø Joint:88 TPE boot	20583 20584	Joint Kit Boot Kit			ws ws		27	A:25/F:33/DF:25.74/O:54/Z/ABS:43 L:112/Ø1=25/Ø2=88
1.8 (85 kW)	07.95 - 08.99	MT MT/AT MT/AT MT/AT	x x x	Ø ABS ring:78 Ø ABS ring:78 Ø ABS ring:82 / Ø Joint:90	23604 23606 20928 20929	Driveshaft Driveshaft Joint Kit Boot Kit	L R			ws ws		L:627/A:25/O:54/Ø Tripodroller:30/ABS:43 L:815/A:25/D:23/O:54/ABS:43 A:25/F:25/DF:25.84/O:54/Z/ABS:43 L:84/Ø1=22/Ø2=82
1.8 (90 kW)	03.99 - 12.03	MT/AT MT/AT	x	Ø ABS ring:82 / Ø Joint:88 TPE boot	20583 20584	Joint Kit Boot Kit			ws ws		27	A:25/F:33/DF:25.74/O:54/Z/ABS:43 L:112/Ø1=25/Ø2=88
1.8 i (90 kW)	06.01 - 12.03	MT/AT MT/AT	x	Ø ABS ring:82 / Ø Joint:88 TPE boot	20587 20584	Joint Kit Boot Kit			ws ws		27	A:25/F:33/DF:25.74/O:56/Z/ABS:43 L:112/Ø1=25/Ø2=88
1.8 i (92 kW)	03.98 - 12.03	MT/AT MT/AT	x	Ø ABS ring:82 / Ø Joint:88 TPE boot	20583 20584	Joint Kit Boot Kit			ws ws		27	A:25/F:33/DF:25.74/O:54/Z/ABS:43 L:112/Ø1=25/Ø2=88
1.9 DI (70 kW)	03.99 - 07.00	MT/AT MT/AT	x	Ø ABS ring:82 / Ø Joint:98	20585 20586	Joint Kit Boot Kit			ws ws		27	A:26/F:27/O:56.5/Z/ABS:43
1.9 DI (75 kW)	07.00 - 12.03	MT/AT MT/AT	x	Ø ABS ring:82 / Ø Joint:98	20585 20586	Joint Kit Boot Kit			ws ws		27	A:26/F:27/O:56.5/Z/ABS:43
1.9 DI (85 kW)	07.00 - 12.03	MT/AT MT/AT	x	Ø ABS ring:82 / Ø Joint:98	20585 20586	Joint Kit Boot Kit			ws ws		27	A:26/F:27/O:56.5/Z/ABS:43
1.9 T4 (147 kW)	05.97 - 07.00	MT/AT MT/AT	x	Ø ABS ring:82 / Ø Joint:98	20585 20586	Joint Kit Boot Kit			ws ws		27	A:26/F:27/O:56.5/Z/ABS:43
2.0 (100 kW)	07.95 - 12.03	MT MT/AT MT/AT MT/AT	x x x	Ø ABS ring:78 Ø ABS ring:78 Ø ABS ring:82 / Ø Joint:90	23604 23606 20928 20929	Driveshaft Driveshaft Joint Kit Boot Kit	L R			ws ws	27	L:627/A:25/O:54/Ø Tripodroller:30/ABS:43 L:815/A:25/D:23/O:54/ABS:43 A:25/F:25/DF:25.84/O:54/Z/ABS:43 L:84/Ø1=22/Ø2=82
2.0 (103 kW)	07.95 - 08.99	MT MT/AT	x x	Ø ABS ring:78 Ø ABS ring:78	23604 23606	Driveshaft Driveshaft	L R					L:627/A:25/O:54/Ø Tripodroller:30/ABS:43 L:815/A:25/D:23/O:54/ABS:43

		MT/AT	x	∅ ABS ring:82 / ∅ Joint:90	<b>20928</b>	Joint Kit		ws		27	A:25/F:25/DF:25.84/O:54/Z/ABS:43
		MT/AT			<b>20929</b>	Boot Kit		ws			L:84/Ø1=22/Ø2=82
2.0 T (118 kW)	10.97 - 07.00	MT/AT	x	∅ ABS ring:82 / ∅ Joint:98	<b>20585</b>	Joint Kit		ws		27	A:26/F:27/O:56.5/Z/ABS:43
		MT/AT			<b>20586</b>	Boot Kit		ws			
2.0 T (121 kW)	07.00 - 06.01	MT/AT	x	∅ ABS ring:82 / ∅ Joint:98	<b>20585</b>	Joint Kit		ws		27	A:26/F:27/O:56.5/Z/ABS:43
		MT/AT			<b>20586</b>	Boot Kit		ws			
2.0 T4 (147 kW)	07.00 - 12.03	MT/AT	x	∅ ABS ring:82 / ∅ Joint:98	<b>20585</b>	Joint Kit		ws		27	A:26/F:27/O:56.5/Z/ABS:43
		MT/AT			<b>20586</b>	Boot Kit		ws			
<b>S40 II (MS)</b>											
1.8/1.8 FlexFuel (92 kW)	04.04 -	MT5			<b>24867</b>	Driveshaft	L			8	L:582/A:36/D:26
		MT5			<b>24868</b>	Driveshaft	R			9	L:920/A:36/D:26
2.0 (107 kW)	10.06 -	MT5			<b>24867</b>	Driveshaft	L			8	L:582/A:36/D:26
		MT5			<b>24868</b>	Driveshaft	R			9	L:920/A:36/D:26
2.4 (103/125 kW)	01.04 -	semi-AT			<b>24470</b>	Driveshaft	L			13	L:544/A:36/D:26
		semi-AT			<b>24471</b>	Driveshaft	R			9	L:933/A:36/D:26
2.0 D (100 kW)	01.04 -	MT			<b>24897</b>	Driveshaft	L			7	L:603.55/A:36/D:26
		MT			<b>24898</b>	Driveshaft	R			9	L:942.5/A:36/D:26/with bearing
<b>V40</b>											
1.6 (77 kW)	12.95 - 08.99	MT/AT	x	∅ ABS ring:82 / ∅ Joint:90	<b>20928</b>	Joint Kit		ws		27	A:25/F:25/DF:25.84/O:54/Z/ABS:43
		MT/AT			<b>20929</b>	Boot Kit		ws			L:84/Ø1=22/Ø2=82
1.6 (80 kW)	03.99 - 06.04	MT/AT	x	∅ ABS ring:82 / ∅ Joint:88	<b>20583</b>	Joint Kit		ws		27	A:25/F:33/DF:25.74/O:54/Z/ABS:43
		MT/AT		TPE boot	<b>20584</b>	Boot Kit		ws			L:112/Ø1=25/Ø2=88
1.8 (85 kW)	07.95 - 08.99	MT	x	∅ Tripodroller:30/ABS:43/∅ ABS ring:78	<b>23604</b>	Driveshaft	L				L:627/A:25/O:54
		MT/AT	x	∅ ABS ring:78	<b>23606</b>	Driveshaft	R				L:815/A:25/D:23/O:54/ABS:43
		MT/AT	x	∅ ABS ring:82 / ∅ Joint:90	<b>20928</b>	Joint Kit		ws		27	A:25/F:25/DF:25.84/O:54/Z/ABS:43
		MT/AT			<b>20929</b>	Boot Kit		ws			L:84/Ø1=22/Ø2=82
1.8 (90 kW)	03.99 - 06.04	MT/AT	x	∅ ABS ring:82 / ∅ Joint:88	<b>20583</b>	Joint Kit		ws		27	A:25/F:33/DF:25.74/O:54/Z/ABS:43
		MT/AT		TPE boot	<b>20584</b>	Boot Kit		ws			L:112/Ø1=25/Ø2=88
1.8 i (90 kW)	06.01 - 06.04	MT/AT	x	∅ ABS ring:82 / ∅ Joint:88	<b>20587</b>	Joint Kit		ws		27	A:25/F:33/DF:25.74/O:56/Z/ABS:43
		MT/AT		TPE boot	<b>20584</b>	Boot Kit		ws			L:112/Ø1=25/Ø2=88
1.8 i (92 kW)	03.98 - 06.04	MT/AT	x	∅ ABS ring:82 / ∅ Joint:88	<b>20583</b>	Joint Kit		ws		27	A:25/F:33/DF:25.74/O:54/Z/ABS:43
		MT/AT		TPE boot	<b>20584</b>	Boot Kit		ws			L:112/Ø1=25/Ø2=88
1.9 DI (70 kW)	03.99 - 07.00	MT/AT	x	∅ ABS ring:82 / ∅ Joint:98	<b>20585</b>	Joint Kit		ws		27	A:26/F:27/O:56.5/Z/ABS:43
		MT/AT			<b>20586</b>	Boot Kit		ws			
1.9 DI (75 kW)	07.00 - 06.04	MT/AT	x	∅ ABS ring:82 / ∅ Joint:98	<b>20585</b>	Joint Kit		ws		27	A:26/F:27/O:56.5/Z/ABS:43
		MT/AT			<b>20586</b>	Boot Kit		ws			
1.9 DI (85 kW)	07.00 - 06.04	MT/AT	x	∅ ABS ring:82 / ∅ Joint:98	<b>20585</b>	Joint Kit		ws		27	A:26/F:27/O:56.5/Z/ABS:43
		MT/AT			<b>20586</b>	Boot Kit		ws			
1.9 T4 (147 kW)	05.97 - 07.00	MT/AT	x	∅ ABS ring:82 / ∅ Joint:98	<b>20585</b>	Joint Kit		ws		27	A:26/F:27/O:56.5/Z/ABS:43
		MT/AT			<b>20586</b>	Boot Kit		ws			
2.0 (100 kW)	07.95 - 06.04	MT	x	∅ Tripodroller:30/ABS:43/∅ ABS ring:78	<b>23604</b>	Driveshaft	L				L:627/A:25/O:54
		MT/AT	x	∅ ABS ring:78	<b>23606</b>	Driveshaft	R				L:815/A:25/D:23/O:54/ABS:43
		MT/AT	x	∅ ABS ring:82 / ∅ Joint:90	<b>20928</b>	Joint Kit		ws		27	A:25/F:25/DF:25.84/O:54/Z/ABS:43
		MT/AT			<b>20929</b>	Boot Kit		ws			L:84/Ø1=22/Ø2=82
2.0 (103 kW)	07.95 - 08.99	MT	x	∅ Tripodroller:30/ABS:43/∅ ABS ring:78	<b>23604</b>	Driveshaft	L				L:627/A:25/O:54
		MT/AT	x	∅ ABS ring:78	<b>23606</b>	Driveshaft	R				L:815/A:25/D:23/O:54/ABS:43
		MT/AT	x	∅ ABS ring:82 / ∅ Joint:90	<b>20928</b>	Joint Kit		ws		27	A:25/F:25/DF:25.84/O:54/Z/ABS:43
		MT/AT			<b>20929</b>	Boot Kit		ws			L:84/Ø1=22/Ø2=82
2.0 T (118 kW)	10.97 - 07.00	MT/AT	x	∅ ABS ring:82 / ∅ Joint:98	<b>20585</b>	Joint Kit		ws		27	A:26/F:27/O:56.5/Z/ABS:43
		MT/AT			<b>20586</b>	Boot Kit		ws			

		Transm.	with ABS Ring		Part-No.	Description	L	F	Wheel Side	Gear Box Side	Pic. No.	Technical Specification  Further details on page I
		MT Manual AT Autom.					Left R Right	Front R Rear				

( VOLVO )

( VOLVO )

V40												
2.0 T (121 kW)	07.00 - 06.01	MT/AT MT/AT	x	∅ ABS ring:82 / ∅ Joint:98	20585 20586	Joint Kit Boot Kit			ws ws		27	A:26/F:27/O:56.5/Z/ABS:43
2.0 T4 (147 kW)	07.00 - 06.04	MT/AT MT/AT	x	∅ ABS ring:82 / ∅ Joint:98	20585 20586	Joint Kit Boot Kit			ws ws		27	A:26/F:27/O:56.5/Z/ABS:43
V50												
1.8/1.8 FlexFuel (92 kW)	04.04 -	MT5 MT5			24867 24868	Driveshaft Driveshaft	L R				8 9	L:582/A:36/D:26 L:920/A:36/D:26
2.0 (107 kW)	10.06 -	MT5 MT5			24867 24868	Driveshaft Driveshaft	L R				8 9	L:582/A:36/D:26 L:920/A:36/D:26
2.4 (103/125 kW)	04.04 -	semi-AT semi-AT			24470 24471	Driveshaft Driveshaft	L R				13 9	L:544/A:36/D:26 L:933/A:36/D:26
2.0 D (100 kW)	04.04 -	MT MT			24897 24898	Driveshaft Driveshaft	L R				7 9	L:603.55/A:36/D:26 L:942.5/A:36/D:26/with bearing
S60												
2.0 T (132 kW)	09.01 -	MT/AT MT/AT	x	TPE Boot	20431 20199	Joint Kit Boot Kit			ws ws		28	A:36/F:33/O:56.5/Z/ABS:48 L:112/∅1=25/∅2=88
2.3 T5 (184 kW)	11.00 -	MT/AT MT/AT	x		21299 20064	Joint Kit Boot Kit			ws ws		28	A:36/F:27/O:56.5/Z/ABS:48
2.4 (103 kW)	11.00 -	MT/AT MT/AT	x	TPE Boot	20431 20199	Joint Kit Boot Kit			ws ws		28	A:36/F:33/O:56.5/Z/ABS:48 L:112/∅1=25/∅2=88
2.4 Bifuel (103 kW)	06.02 -	MT/AT MT/AT	x	TPE Boot	20431 20199	Joint Kit Boot Kit			ws ws		28	A:36/F:33/O:56.5/Z/ABS:48 L:112/∅1=25/∅2=88
2.4 (125 kW)	11.00 -	MT/AT MT/AT	x	TPE Boot	20431 20199	Joint Kit Boot Kit			ws ws		28	A:36/F:33/O:56.5/Z/ABS:48 L:112/∅1=25/∅2=88
2.4 T (147 kW)	11.00 -	MT/AT MT/AT	x		21299 20064	Joint Kit Boot Kit			ws ws		28	A:36/F:27/O:56.5/Z/ABS:48
2.4 T AWD (147 kW)	11.01 -	MT/AT MT/AT	x		21299 20064	Joint Kit Boot Kit		F F	ws ws		28	A:36/F:27/O:56.5/Z/ABS:48
2.4 T5 (191 kW)	04.04 -	MT/AT MT/AT	x		21299 20064	Joint Kit Boot Kit			ws ws		28	A:36/F:27/O:56.5/Z/ABS:48
2.4 D (96 kW)	12.01 -	MT/AT MT/AT	x		21299 20064	Joint Kit Boot Kit			ws ws		28	A:36/F:27/O:56.5/Z/ABS:48
2.4 D5 (120 kW)	07.01 -	MT/AT MT/AT	x		21299 20064	Joint Kit Boot Kit			ws ws		28	A:36/F:27/O:56.5/Z/ABS:48
2.5 T (154 kW)	02.04 -	MT/AT MT/AT	x		21299 20064	Joint Kit Boot Kit			ws ws		28	A:36/F:27/O:56.5/Z/ABS:48
2.5 T AWD (154 kW)	04.04 -	MT/AT MT/AT	x		21299 20064	Joint Kit Boot Kit		F F	ws ws		28	A:36/F:27/O:56.5/Z/ABS:48
R 2,5 T AWD (221 kW)	03.03 -	MT/AT MT/AT	x		21299 20064	Joint Kit Boot Kit		F F	ws ws		28	A:36/F:27/O:56.5/Z/ABS:48



<b>C70</b>														
2.0 T (120 kW)	03.00 - 10.05	MT/AT	x		<b>20431</b>	Joint Kit			ws		28	A:36/F:33/O:56.5/Z/ABS:48		
		MT/AT		TPE Boot	<b>20199</b>	Boot Kit			ws			L:112/Ø1=25/Ø2=88		
2.0 20V (132 kW)	03.97 - 09.02	AT	x	- 12.98	<b>20833</b>	Driveshaft	L				6	L:600.5/A:26/D:26/ABS:48		
		AT	x	- 12.98	<b>20834</b>	Driveshaft	R				9	L:1052/A:26/D:26/ABS:48		
		AT		- 12.98	<b>20938</b>	Joint w. Shaft	R			gs		25	L:932.5/D:26	
		MT/AT	x	- 12.98	<b>20931</b>	Joint Kit				ws		27	A:26/F:25/Z/ABS:48	
		MT/AT	x	01.99 -	<b>20431</b>	Joint Kit				ws		28	A:36/F:33/O:56.5/Z/ABS:48	
		MT		- 12.98	<b>20934</b>	Joint Kit	R				gs		30	D:26
		MT/AT		- 12.98	<b>26295</b>	Boot Kit				ws				L:84/Ø1=22/Ø2=82
2.0 20V T (166 kW)	03.97 - 09.02	MT/AT		01.99 -	<b>20199</b>	Boot Kit			ws			L:112/Ø1=25/Ø2=88		
		MT		- 12.98	<b>26297</b>	Boot Kit				gs			L:99/Ø1=28/Ø2=70	
		AT	x	- 12.98	<b>20835</b>	Driveshaft	L					6	L:600.5/A:26/D:26/ABS:48	
2.3 20V T-5 (176 kW)	03.97 - 09.02	MT/AT	x	- 12.98	<b>20930</b>	Joint Kit			ws		27	A:26/F:28/ABS:48		
		MT/AT	x	01.99 -	<b>21299</b>	Joint Kit			ws		28	A:36/F:27/O:56.5/Z/ABS:48		
		MT/AT		- 12.98	<b>26294</b>	Boot Kit			ws				L:84/Ø1=24/Ø2=92	
		MT/AT		01.99 -	<b>20064</b>	Boot Kit			ws					
		MT		- 12.98	<b>26296</b>	Boot Kit				gs			L:99/Ø1=28/Ø2=70	
2.5 (121/125 kW)	03.99 - 09.02	MT/AT	x		<b>20431</b>	Joint Kit			ws		28	A:36/F:33/O:56.5/Z/ABS:48		
		MT/AT		TPE Boot	<b>20199</b>	Boot Kit			ws			L:112/Ø1=25/Ø2=88		
2.5 20V T (142 kW)	03.97 - 09.02	AT	x	- 12.98	<b>20835</b>	Driveshaft	L				6	L:600.5/A:26/D:26/ABS:48		
		MT/AT	x	- 12.98	<b>20930</b>	Joint Kit			ws		27	A:26/F:28/ABS:48		
		MT/AT	x	01.99 -	<b>21299</b>	Joint Kit			ws		28	A:36/F:27/O:56.5/Z/ABS:48		
		MT/AT		- 12.98	<b>26294</b>	Boot Kit			ws				L:84/Ø1=24/Ø2=92	
		MT/AT		01.99 -	<b>20064</b>	Boot Kit			ws					
MT		- 12.98	<b>26296</b>	Boot Kit				gs			L:99/Ø1=28/Ø2=70			
<b>C70 I CONVERTIBLE</b>														
2.0 T (120 kW)	03.00 - 10.05	MT/AT	x		<b>20431</b>	Joint Kit			ws		28	A:36/F:33/O:56.5/Z/ABS:48		
		MT/AT		TPE Boot	<b>20199</b>	Boot Kit			ws			L:112/Ø1=25/Ø2=88		
2.0 20V (132 kW)	03.98 - 10.05	MT/AT	x	- 12.98	<b>20931</b>	Joint Kit			ws		27	A:26/F:25/Z/ABS:48		
		MT/AT	x	01.99 -	<b>20431</b>	Joint Kit			ws		28	A:36/F:33/O:56.5/Z/ABS:48		
		MT/AT		- 12.98	<b>26295</b>	Boot Kit			ws			L:84/Ø1=22/Ø2=82		
		MT/AT		01.99 -	<b>20199</b>	Boot Kit			ws			L:112/Ø1=25/Ø2=88		
2.0 20V T (166 kW)	03.98 - 10.05	MT/AT	x	- 12.98	<b>20930</b>	Joint Kit			ws		27	A:26/F:28/ABS:48		
		MT/AT	x	01.99 -	<b>21299</b>	Joint Kit			ws		28	A:36/F:27/O:56.5/Z/ABS:48		
		MT/AT		- 12.98	<b>26294</b>	Boot Kit			ws			L:84/Ø1=24/Ø2=92		
		MT/AT		01.99 -	<b>20064</b>	Boot Kit			ws					
2.3 T-5 (176 kW)	03.98 - 10.05	MT/AT	x	- 12.98	<b>20930</b>	Joint Kit			ws		27	A:26/F:28/ABS:48		
		MT/AT	x	01.99 -	<b>21299</b>	Joint Kit			ws		28	A:36/F:27/O:56.5/Z/ABS:48		
		MT/AT		- 12.98	<b>26294</b>	Boot Kit			ws			L:84/Ø1=24/Ø2=92		
		MT/AT		01.99 -	<b>20064</b>	Boot Kit			ws					
2.3 T5 (180 kW)	07.02 - 10.05	MT/AT	x		<b>21299</b>	Joint Kit			ws		28	A:36/F:27/O:56.5/Z/ABS:48		
		MT/AT			<b>20064</b>	Boot Kit			ws					
2.4 T (147 kW)	07.02 - 10.05	MT/AT	x		<b>21299</b>	Joint Kit			ws		28	A:36/F:27/O:56.5/Z/ABS:48		

		Transm.	with ABS Ring		Part-No.	Description	L	F	Wheel Side	Gear Box Side	Pic. No.	Technical Specification  Further details on page I
		MT Manual AT Autom.					Left R Right	Front R Rear				

( VOLVO )

( VOLVO )

C70 I CONVERTIBLE												
2.4 T (147 kW)	07.02 - 10.05	MT/AT			20064	Boot Kit			ws			
2.5 (125 kW)	06.98 - 10.05	MT/AT	x	- 12.98	20931	Joint Kit			ws		27	A:26/F:25/Z/ABS:48
		MT/AT	x	01.99 -	20431	Joint Kit			ws		28	A:36/F:33/O:56.5/Z/ABS:48
		MT/AT		- 12.98	26295	Boot Kit			ws			L:84/Ø1=22/Ø2=82
		MT/AT		01.99 -, TPE boot	20199	Boot Kit			ws			L:112/Ø1=25/Ø2=88
2.5 T (142 kW)	03.98 - 10.05	MT/AT	x	- 12.98	20930	Joint Kit			ws		27	A:26/F:28/ABS:48
		MT/AT	x	01.99 -	21299	Joint Kit			ws		28	A:36/F:27/O:56.5/Z/ABS:48
		MT/AT		- 12.98	26294	Boot Kit			ws			L:84/Ø1=24/Ø2=92
		MT/AT		01.99 -	20064	Boot Kit			ws			
C70 II CONVERTIBLE												
2.4 (103/125 kW)	03.06 -	semi-AT		Ch.-No. 22791 -	24470	Driveshaft	L				13	L:544/A:36/D:26
		semi-AT		Ch.-No. 22791 -	24471	Driveshaft	R				9	L:933/A:36/D:26
2.0 D (100 kW)	01.08 -	MT			24897	Driveshaft	L				7	L:603.55/A:36/D:26
		MT			24898	Driveshaft	R				9	L:942.5/A:36/D:26/with bearing
S70												
2.0 (93/105 kW)	01.97 - 11.00	AT	x	- 12.98	20833	Driveshaft	L				6	L:600.5/A:26/D:26/ABS:48
		AT	x	- 12.98	20834	Driveshaft	R				9	L:1052/A:26/D:26/ABS:48
		AT		- 12.98	20938	Joint w. Shaft	R			gs	25	L:932.5/D:26
		MT/AT	x	- 12.98	20931	Joint Kit			ws		27	A:26/F:25/Z/ABS:48
		MT/AT	x	01.99 -	20431	Joint Kit			ws		28	A:36/F:33/O:56.5/Z/ABS:48
		MT		- 12.98	20934	Joint Kit	R			gs	30	D:26
		MT/AT		- 12.98	26295	Boot Kit			ws			L:84/Ø1=22/Ø2=82
		MT/AT		01.99 -, TPE boot	20199	Boot Kit			ws			L:112/Ø1=25/Ø2=88
		MT		- 12.98	26297	Boot Kit				gs		L:99/Ø1=28/Ø2=70
2.0 20V (132 kW)	01.97 - 11.00	AT	x	- 12.98	20833	Driveshaft	L				6	L:600.5/A:26/D:26/ABS:48
		AT	x	- 12.98	20834	Driveshaft	R				9	L:1052/A:26/D:26/ABS:48
		AT		- 12.98	20938	Joint w. Shaft	R			gs	25	L:932.5/D:26
		MT/AT	x	- 12.98	20931	Joint Kit			ws		27	A:26/F:25/Z/ABS:48
		MT/AT	x	01.99 -	20431	Joint Kit			ws		28	A:36/F:33/O:56.5/Z/ABS:48
		MT		- 12.98	20934	Joint Kit	R			gs	30	D:26
		MT/AT		- 12.98	26295	Boot Kit			ws			L:84/Ø1=22/Ø2=82
		MT/AT		01.99 -, TPE boot	20199	Boot Kit			ws			L:112/Ø1=25/Ø2=88
		MT		- 12.98	26297	Boot Kit				gs		L:99/Ø1=28/Ø2=70
2.0 20V Turbo (155/166 kW)	01.97 - 11.00	AT	x	- 12.98	20835	Driveshaft	L				6	L:600.5/A:26/D:26/ABS:48
		MT/AT	x	- 12.98	20930	Joint Kit			ws		27	A:26/F:28/ABS:48
		MT/AT	x	01.99 -	21299	Joint Kit			ws		28	A:36/F:27/O:56.5/Z/ABS:48
		MT/AT		- 12.98	26294	Boot Kit			ws			L:84/Ø1=24/Ø2=92
		MT/AT		01.99 -	20064	Boot Kit			ws			
		MT		- 12.98	26296	Boot Kit				gs		L:99/Ø1=28/Ø2=70
2.3 20V T-5 (176 kW)	01.97 - 11.00	AT	x	- 12.98	20333	Driveshaft	L					L:600.4/A:26/D:26/ABS:48

		MT/AT	x	- 12.98	<b>20930</b>	Joint Kit			ws		27	A:26/F:28/ABS:48
		MT/AT	x	01.99 -	<b>21299</b>	Joint Kit			ws		28	A:36/F:27/O:56.5/Z/ABS:48
		MT/AT		- 12.98	<b>26294</b>	Boot Kit			ws			L:84/Ø1=24/Ø2=92
		MT/AT		01.99 -	<b>20064</b>	Boot Kit			ws			
		MT		- 12.98	<b>26296</b>	Boot Kit				gs		L:99/Ø1=28/Ø2=70
2.3 Turbo (184 kW)	01.97 - 11.00	AT	x	- 12.98	<b>20333</b>	Driveshaft	L					L:600.4/A:26/D:26/ABS:48
		MT/AT	x	- 12.98	<b>20930</b>	Joint Kit			ws		27	A:26/F:28/ABS:48
		MT/AT	x	01.99 -	<b>21299</b>	Joint Kit			ws		28	A:36/F:27/O:56.5/Z/ABS:48
		MT/AT		- 12.98	<b>26294</b>	Boot Kit			ws			L:84/Ø1=24/Ø2=92
		MT/AT		01.99 -	<b>20064</b>	Boot Kit			ws			
		MT		- 12.98	<b>26296</b>	Boot Kit				gs		L:99/Ø1=28/Ø2=70
2.4 (103 kW)	09.99 - 11.00	MT/AT	x		<b>20431</b>	Joint Kit			ws		28	A:36/F:33/O:56.5/Z/ABS:48
		MT/AT		TPE Boot	<b>20199</b>	Boot Kit			ws			L:112/Ø1=25/Ø2=88
2.4 20V (125 kW)	01.97 - 11.00	AT	x	- 12.98	<b>20833</b>	Driveshaft	L				6	L:600.5/A:26/D:26/ABS:48
		AT	x	- 12.98	<b>20834</b>	Driveshaft	R				9	L:1052/A:26/D:26/ABS:48
		AT		- 12.98	<b>20938</b>	Joint w. Shaft	R			gs	25	L:932.5/D:26
		MT/AT	x	- 12.98	<b>20931</b>	Joint Kit			ws		27	A:26/F:25/Z/ABS:48
		MT/AT	x	01.99 -	<b>20431</b>	Joint Kit			ws		28	A:36/F:33/O:56.5/Z/ABS:48
		MT		- 12.98	<b>20934</b>	Joint Kit	R			gs	30	D:26
		MT/AT		- 12.98	<b>26295</b>	Boot Kit			ws			L:84/Ø1=22/Ø2=82
		MT/AT		01.99 -, TPE boot	<b>20199</b>	Boot Kit			ws			L:112/Ø1=25/Ø2=88
		MT		- 12.98	<b>26297</b>	Boot Kit				gs		L:99/Ø1=28/Ø2=70
2.4 20V Turbo (142 kW)	01.97 - 11.00	AT	x	- 12.98	<b>20835</b>	Driveshaft	L				6	L:600.5/A:26/D:26/ABS:48
		MT/AT	x	- 12.98	<b>20930</b>	Joint Kit			ws		27	A:26/F:28/ABS:48
		MT/AT	x	01.99 -	<b>21299</b>	Joint Kit			ws		28	A:36/F:27/O:56.5/Z/ABS:48
		MT/AT		- 12.98	<b>26294</b>	Boot Kit			ws			L:84/Ø1=24/Ø2=92
		MT/AT		01.99 -	<b>20064</b>	Boot Kit			ws			
		MT		- 12.98	<b>26296</b>	Boot Kit				gs		L:99/Ø1=28/Ø2=70
2.5 Bifuel (103 kW)	07.99 - 11.00	MT/AT	x		<b>20431</b>	Joint Kit			ws		28	A:36/F:33/O:56.5/Z/ABS:48
		MT/AT		TPE Boot	<b>20199</b>	Boot Kit			ws			L:112/Ø1=25/Ø2=88
2.5 / 2.5 Bifuel (106 kW)	01.97 - 11.00	AT	x	- 12.98	<b>20833</b>	Driveshaft	L				6	L:600.5/A:26/D:26/ABS:48
		AT	x	- 12.98	<b>20834</b>	Driveshaft	R				9	L:1052/A:26/D:26/ABS:48
		AT		- 12.98	<b>20938</b>	Joint w. Shaft	R			gs	25	L:932.5/D:26
		MT/AT	x	- 12.98	<b>20931</b>	Joint Kit			ws		27	A:26/F:25/Z/ABS:48
		MT/AT	x		<b>20431</b>	Joint Kit			ws		28	A:36/F:33/O:56.5/Z/ABS:48
		MT		- 12.98	<b>20934</b>	Joint Kit	R			gs	30	D:26
		MT/AT		- 12.98	<b>26295</b>	Boot Kit			ws			L:84/Ø1=22/Ø2=82
		MT/AT		TPE Boot	<b>20199</b>	Boot Kit			ws			L:112/Ø1=25/Ø2=88
		MT		- 12.98	<b>26297</b>	Boot Kit				gs		L:99/Ø1=28/Ø2=70
2.5 (121 kW)	06.98 - 03.00	MT/AT	x	- 12.98	<b>20931</b>	Joint Kit			ws		27	A:26/F:25/Z/ABS:48
		MT/AT	x	01.99 -	<b>20431</b>	Joint Kit			ws		28	A:36/F:33/O:56.5/Z/ABS:48
		MT/AT		- 12.98	<b>26295</b>	Boot Kit			ws			L:84/Ø1=22/Ø2=82
		MT/AT		01.99 -, TPE boot	<b>20199</b>	Boot Kit			ws			L:112/Ø1=25/Ø2=88
2.5 TDI (103 kW)	01.97 - 11.00	AT	x	- 12.98	<b>20835</b>	Driveshaft	L				6	L:600.5/A:26/D:26/ABS:48
		MT/AT	x	- 12.98	<b>20930</b>	Joint Kit			ws		27	A:26/F:28/ABS:48
		MT/AT	x	01.99 -	<b>21299</b>	Joint Kit			ws		28	A:36/F:27/O:56.5/Z/ABS:48
		MT/AT		- 12.98	<b>26294</b>	Boot Kit			ws			L:84/Ø1=24/Ø2=92
		MT/AT		01.99 -	<b>20064</b>	Boot Kit			ws			
		MT		- 12.98	<b>26296</b>	Boot Kit				gs		L:99/Ø1=28/Ø2=70
<b>V70 I</b>												
2.0 (93/105 kW)	01.97 - 03.00	AT	x	- 12.98	<b>20833</b>	Driveshaft	L				6	L:600.5/A:26/D:26/ABS:48

		Transm.	with ABS Ring		Part-No.	Description	L	F	Wheel Side	Gear Box Side	Pic. No.	Technical Specification  Further details on page I
		MT Manual AT Autom.					Left R Right	Front R Rear				

( VOLVO )

( VOLVO )

V70 I													
2.0 (93/105 kW)	01.97 - 03.00	AT	x	- 12.98	20834	Driveshaft	R				9	L:1052/A:26/D:26/ABS:48	
		AT		- 12.98	20938	Joint w. Shaft	R			gs	25	L:932.5/D:26	
		MT/AT	x	- 12.98	20931	Joint Kit			ws		27	A:26/F:25/Z/ABS:48	
		MT/AT	x	01.99 -	20431	Joint Kit			ws		28	A:36/F:33/O:56.5/Z/ABS:48	
		MT		- 12.98	20934	Joint Kit	R			gs	30	D:26	
		MT/AT		- 12.98	26295	Boot Kit			ws				L:84/Ø1=22/Ø2=82
		MT/AT		01.99 -, TPE boot	20199	Boot Kit			ws				L:112/Ø1=25/Ø2=88
2.0 20V (132 kW)	01.97 - 03.00	AT	x	- 12.98	20833	Driveshaft	L				6	L:600.5/A:26/D:26/ABS:48	
		AT	x	- 12.98	20834	Driveshaft	R				9	L:1052/A:26/D:26/ABS:48	
		AT		- 12.98	20938	Joint w. Shaft	R			gs	25	L:932.5/D:26	
		MT/AT	x	- 12.98	20931	Joint Kit			ws		27	A:26/F:25/Z/ABS:48	
		MT/AT	x	01.99 -	20431	Joint Kit			ws		28	A:36/F:33/O:56.5/Z/ABS:48	
		MT		- 12.98	20934	Joint Kit	R			gs	30	D:26	
		MT/AT		- 12.98	26295	Boot Kit			ws				L:84/Ø1=22/Ø2=82
MT/AT		01.99 -, TPE boot	20199	Boot Kit			ws				L:112/Ø1=25/Ø2=88		
2.0 20V Turbo (155/166 kW)	01.97 - 03.00	AT	x	- 12.98	20835	Driveshaft	L				6	L:600.5/A:26/D:26/ABS:48	
		MT/AT	x	- 12.98	20930	Joint Kit			ws		27	A:26/F:28/ABS:48	
		MT/AT	x	01.99 -	21299	Joint Kit			ws		28	A:36/F:27/O:56.5/Z/ABS:48	
		MT/AT		- 12.98	26294	Boot Kit			ws				L:84/Ø1=24/Ø2=92
		MT/AT		01.99 -	20064	Boot Kit			ws				
		MT		- 12.98	26296	Boot Kit				gs			L:99/Ø1=28/Ø2=70
2.0 20V Turbo AWD (166 kW)	01.97 - 03.00	AT	x	- 12.98	20835	Driveshaft	L	F			6	L:600.5/A:26/D:26/ABS:48	
		AT	x	- 12.98	20333	Driveshaft	R	F					L:600.4/A:26/D:26/ABS:48
		MT/AT	x	- 12.98	20930	Joint Kit		F	ws		27	A:26/F:28/ABS:48	
		MT/AT	x	01.99 -	21299	Joint Kit		F	ws		28	A:36/F:27/O:56.5/Z/ABS:48	
		MT/AT		- 12.98	26294	Boot Kit		F	ws				L:84/Ø1=24/Ø2=92
		MT/AT		01.99 -	20064	Boot Kit		F	ws				
		MT		- 12.98	26296	Boot Kit		F		gs			L:99/Ø1=28/Ø2=70
2.3 20V T-5 (176 kW)	01.97 - 03.00	AT	x	- 12.98	20333	Driveshaft	L					L:600.4/A:26/D:26/ABS:48	
		MT/AT	x	- 12.98	20930	Joint Kit			ws		27	A:26/F:28/ABS:48	
		MT/AT	x	01.99 -	21299	Joint Kit			ws		28	A:36/F:27/O:56.5/Z/ABS:48	
		MT/AT		- 12.98	26294	Boot Kit			ws				L:84/Ø1=24/Ø2=92
		MT/AT		01.99 -	20064	Boot Kit			ws				
2.3 20V T-5 AWD (176 kW)	01.97 - 03.00	MT/AT	x	- 12.98	20930	Joint Kit		F	ws		27	A:26/F:28/ABS:48	
		MT/AT	x	01.99 -	21299	Joint Kit		F	ws		28	A:36/F:27/O:56.5/Z/ABS:48	
		MT/AT		- 12.98	26294	Boot Kit		F	ws				L:84/Ø1=24/Ø2=92
		MT/AT		01.99 -	20064	Boot Kit		F	ws				
		MT/AT		- 12.98	20333	Driveshaft	L						L:600.4/A:26/D:26/ABS:48

		MT/AT	x	- 12.98	20930	Joint Kit			ws		27	A:26/F:28/ABS:48
		MT/AT	x	01.99 -	21299	Joint Kit			ws		28	A:36/F:27/O:56.5/Z/ABS:48
		MT/AT		- 12.98	26294	Boot Kit			ws			L:84/Ø1=24/Ø2=92
		MT/AT		01.99 -	20064	Boot Kit			ws			
		MT		- 12.98	26296	Boot Kit				gs		L:99/Ø1=28/Ø2=70
2.3 T AWD (184 kW)	04.97 - 03.00	AT	x	- 12.98	20333	Driveshaft	L	F				L:600.4/A:26/D:26/ABS:48
		MT/AT	x	- 12.98	20930	Joint Kit		F	ws		27	A:26/F:28/ABS:48
		MT/AT	x	01.99 -	21299	Joint Kit		F	ws		28	A:36/F:27/O:56.5/Z/ABS:48
		MT/AT		- 12.98	26294	Boot Kit		F	ws			L:84/Ø1=24/Ø2=92
		MT/AT		01.99 -	20064	Boot Kit		F	ws			
		MT		- 12.98	26296	Boot Kit		F		gs		L:99/Ø1=28/Ø2=70
2.4 / 2.4 Bifuel (103 kW)	09.99 - 05.00	MT/AT	x		20431	Joint Kit			ws		28	A:36/F:33/O:56.5/Z/ABS:48
		MT/AT		TPE Boot	20199	Boot Kit			ws			L:112/Ø1=25/Ø2=88
2.4 20V (125 kW)	01.97 - 05.00	AT	x	- 12.98	20833	Driveshaft	L				6	L:600.5/A:26/D:26/ABS:48
		AT	x	- 12.98	20834	Driveshaft	R				9	L:1052/A:26/D:26/ABS:48
		AT		- 12.98	20938	Joint w. Shaft	R			gs	25	L:932.5/D:26
		MT/AT	x	- 12.98	20931	Joint Kit			ws		27	A:26/F:25/Z/ABS:48
		MT/AT	x	01.99 -	20431	Joint Kit			ws		28	A:36/F:33/O:56.5/Z/ABS:48
		MT		- 12.98	20934	Joint Kit	R			gs	30	D:26
		MT/AT		- 12.98	26295	Boot Kit			ws			L:84/Ø1=22/Ø2=82
		MT/AT		01.99 -, TPE boot	20199	Boot Kit			ws			L:112/Ø1=25/Ø2=88
		MT		- 12.98	26297	Boot Kit				gs		L:99/Ø1=28/Ø2=70
2.4 20V Turbo (142 kW)	01.97 - 03.00	AT	x	- 12.98	20835	Driveshaft	L				6	L:600.5/A:26/D:26/ABS:48
		MT/AT	x	- 12.98	20930	Joint Kit			ws		27	A:26/F:28/ABS:48
		MT/AT	x	01.99 -	21299	Joint Kit			ws		28	A:36/F:27/O:56.5/Z/ABS:48
		MT/AT		- 12.98	26294	Boot Kit			ws			L:84/Ø1=24/Ø2=92
		MT/AT		01.99 -	20064	Boot Kit			ws			
		MT		- 12.98	26296	Boot Kit				gs		L:99/Ø1=28/Ø2=70
2.5 / 2.5 Bifuel (106 kW)	01.97 - 03.00	AT	x	- 12.98	20833	Driveshaft	L				6	L:600.5/A:26/D:26/ABS:48
		AT	x	- 12.98	20834	Driveshaft	R				9	L:1052/A:26/D:26/ABS:48
		AT		- 12.98	20938	Joint w. Shaft	R			gs	25	L:932.5/D:26
		MT/AT	x	- 12.98	20931	Joint Kit			ws		27	A:26/F:25/Z/ABS:48
		MT/AT	x	01.99 -	20431	Joint Kit			ws		28	A:36/F:33/O:56.5/Z/ABS:48
		MT		- 12.98	20934	Joint Kit	R			gs	30	D:26
		MT/AT		- 12.98	26295	Boot Kit			ws			L:84/Ø1=22/Ø2=82
		MT/AT		01.99 -, TPE boot	20199	Boot Kit			ws			L:112/Ø1=25/Ø2=88
		MT		- 12.98	26297	Boot Kit				gs		L:99/Ø1=28/Ø2=70
2.5 (121 kW)	06.98 - 03.00	MT/AT	x	- 12.98	20931	Joint Kit			ws		27	A:26/F:25/Z/ABS:48
		MT/AT	x	01.99 -	20431	Joint Kit			ws		28	A:36/F:33/O:56.5/Z/ABS:48
		MT/AT		- 12.98	26295	Boot Kit			ws			L:84/Ø1=22/Ø2=82
		MT/AT		01.99 -, TPE boot	20199	Boot Kit			ws			L:112/Ø1=25/Ø2=88
2.5 20V Turbo AWD (142 kW)	01.97 - 05.00	AT	x	- 12.98	20835	Driveshaft	L	F			6	L:600.5/A:26/D:26/ABS:48
		MT/AT	x	- 12.98	20930	Joint Kit		F	ws		27	A:26/F:28/ABS:48
		MT/AT	x	01.99 -	21299	Joint Kit		F	ws		28	A:36/F:27/O:56.5/Z/ABS:48
		MT/AT		- 12.98	26294	Boot Kit		F	ws			L:84/Ø1=24/Ø2=92
		MT/AT		01.99 -	20064	Boot Kit		F	ws			
		MT		- 12.98	26296	Boot Kit		F		gs		L:99/Ø1=28/Ø2=70
2.5 AWD (195 kW)	03.99 - 03.00	MT/AT	x		21299	Joint Kit		F	ws		28	A:36/F:27/O:56.5/Z/ABS:48
		MT/AT			20064	Boot Kit		F	ws			
2.5 TDI (103 kW)	01.97 - 05.00	AT	x	- 12.98	20835	Driveshaft	L				6	L:600.5/A:26/D:26/ABS:48
		MT/AT	x	- 12.98	20930	Joint Kit			ws		27	A:26/F:28/ABS:48

		Transm.	with ABS Ring		Part-No.	Description	L	F	Wheel Side	Gear Box Side	Pic. No.	Technical Specification  Further details on page I
		MT Manual AT Autom.					Left R Right	Front R Rear				

( VOLVO )

( VOLVO )

V70 I												
2.5 TDI (103 kW)	01.97 - 05.00	MT/AT	x	01.99 -	21299	Joint Kit			ws		28	A:36/F:27/0:56.5/Z/ABS:48
		MT/AT		- 12.98	26294	Boot Kit			ws			L:112/Ø1=25/Ø2=88
		MT/AT		01.99 -	20064	Boot Kit			ws			
		MT		- 12.98	26296	Boot Kit				gs		L:99/Ø1=28/Ø2=70
V70 II												
2.0 T (132 kW)	07.01 -	MT/AT	x		20431	Joint Kit			ws		28	A:36/F:33/0:56.5/Z/ABS:48
		MT/AT		TPE Boot	20199	Boot Kit			ws			L:112/Ø1=25/Ø2=88
2.3 T5 (184 kW)	03.00 -	MT/AT	x		21299	Joint Kit			ws		28	A:36/F:27/0:56.5/Z/ABS:48
		MT/AT			20064	Boot Kit			ws			
2.4 (103 kW)	03.00 -	MT/AT	x		20431	Joint Kit			ws		28	A:36/F:33/0:56.5/Z/ABS:48
		MT/AT		TPE Boot	20199	Boot Kit			ws			L:112/Ø1=25/Ø2=88
2.4 Bifuel (103 kW)	09.01 -	MT/AT	x		20431	Joint Kit			ws		28	A:36/F:33/0:56.5/Z/ABS:48
		MT/AT		TPE Boot	20199	Boot Kit			ws			L:112/Ø1=25/Ø2=88
2.4 (125 kW)	03.00 -	MT/AT	x		20431	Joint Kit			ws		28	A:36/F:33/0:56.5/Z/ABS:48
		MT/AT		TPE Boot	20199	Boot Kit			ws			L:112/Ø1=25/Ø2=88
2.4 T (147 kW)	03.00 -	MT/AT	x		21299	Joint Kit			ws		28	A:36/F:27/0:56.5/Z/ABS:48
		MT/AT			20064	Boot Kit			ws			
2.4 T AWD (147 kW)	09.01 -	MT/AT	x		21299	Joint Kit		F	ws		28	A:36/F:27/0:56.5/Z/ABS:48
		MT/AT			20064	Boot Kit		F	ws			
2.4 T5 (191 kW)	04.04 -	MT/AT	x		21299	Joint Kit			ws		28	A:36/F:27/0:56.5/Z/ABS:48
		MT/AT			20064	Boot Kit			ws			
2.4 D (96 kW)	12.01 -	MT/AT	x		21299	Joint Kit			ws		28	A:36/F:27/0:56.5/Z/ABS:48
		MT/AT			20064	Boot Kit			ws			
2.4 D5 (120 kW)	08.01 -	MT/AT	x		21299	Joint Kit			ws		28	A:36/F:27/0:56.5/Z/ABS:48
		MT/AT			20064	Boot Kit			ws			
2.4 D5 AWD (120 kW)	03.03 -	MT/AT	x		21299	Joint Kit		F	ws		28	A:36/F:27/0:56.5/Z/ABS:48
		MT/AT			20064	Boot Kit		F	ws			
2.5 TDI (103 kW)	03.00 -	MT/AT	x		21299	Joint Kit			ws		28	A:36/F:27/0:56.5/Z/ABS:48
		MT/AT			20064	Boot Kit			ws			
2.5 T (154 kW)	04.04 -	MT/AT	x		21299	Joint Kit			ws		28	A:36/F:27/0:56.5/Z/ABS:48
		MT/AT			20064	Boot Kit			ws			
2.5 T AWD (154 kW)	09.02 -	MT/AT	x		21299	Joint Kit		F	ws		28	A:36/F:27/0:56.5/Z/ABS:48
		MT/AT			20064	Boot Kit		F	ws			
R 2,5 T AWD (221 kW)	03.03 -	MT/AT	x		21299	Joint Kit		F	ws		28	A:36/F:27/0:56.5/Z/ABS:48
		MT/AT			20064	Boot Kit		F	ws			
S80												
2.0 20V (120 kW)	06.98 - 07.06	MT/AT	x	- 12.98	20931	Joint Kit			ws		27	A:26/F:25/Z/ABS:48
		MT/AT	x	01.99 -	20431	Joint Kit			ws		28	A:36/F:33/0:56.5/Z/ABS:48
		MT/AT		- 12.98	26295	Boot Kit			ws			L:84/Ø1=22/Ø2=82
		MT/AT		01.99 -, TPE boot	20199	Boot Kit			ws			L:112/Ø1=25/Ø2=88

2.0 T (132 kW)	12.99 - 07.06	MT/AT MT/AT	x		20431 20199	Joint Kit Boot Kit			ws ws		28	A:36/F:33/O:56.5/Z/ABS:48 L:112/Ø1=25/Ø2=88
2.0 20V T (166 kW)	06.98 - 07.06	MT/AT MT/AT MT/AT MT/AT	x	- 12.98 01.99 - - 12.98 01.99 -	20930 21299 26294 20064	Joint Kit Joint Kit Boot Kit Boot Kit			ws ws ws ws		27 28	A:26/F:28/ABS:48 A:36/F:27/O:56.5/Z/ABS:48 L:84/Ø1=24/Ø2=92
2.4 20V (103 kW)	01.99 - 07.06	MT/AT MT/AT	x		20431 20199	Joint Kit Boot Kit			ws ws		28	A:36/F:33/O:56.5/Z/ABS:48 L:112/Ø1=25/Ø2=88
2.4 Bifuel (103 kW)	09.01 - 07.06	MT/AT MT/AT	x		20431 20199	Joint Kit Boot Kit			ws ws		28	A:36/F:33/O:56.5/Z/ABS:48 L:112/Ø1=25/Ø2=88
2.4 20V (125 kW)	01.99 - 07.06	MT/AT MT/AT	x		20431 20199	Joint Kit Boot Kit			ws ws		28	A:36/F:33/O:56.5/Z/ABS:48 L:112/Ø1=25/Ø2=88
2.4 T (147 kW)	06.00 - 07.06	MT/AT MT/AT	x		21299 20064	Joint Kit Boot Kit			ws ws		28	A:36/F:27/O:56.5/Z/ABS:48
2.4 D (96 kW)	10.01 - 07.06	MT/AT MT/AT	x		21299 20064	Joint Kit Boot Kit			ws ws		28	A:36/F:27/O:56.5/Z/ABS:48
2.4 D5 (120 kW)	08.01 - 07.06	MT/AT MT/AT	x		21299 20064	Joint Kit Boot Kit			ws ws		28	A:36/F:27/O:56.5/Z/ABS:48
2.5 T AWD (147 kW)	07.03 - 07.06	MT/AT MT/AT	x		21299 20064	Joint Kit Boot Kit		F F	ws ws		28	A:36/F:27/O:56.5/Z/ABS:48
2.5 TDI (103 kW)	01.99 - 07.06	MT/AT MT/AT	x		21299 20064	Joint Kit Boot Kit			ws ws		28	A:36/F:27/O:56.5/Z/ABS:48
2.8 24V T6 (200 kW)	05.98 - 07.06	MT/AT MT/AT MT/AT MT/AT	x	- 12.98 01.99 - - 12.98 01.99 -	20930 21299 26294 20064	Joint Kit Joint Kit Boot Kit Boot Kit			ws ws ws ws		27 28	A:26/F:28/ABS:48 A:36/F:27/O:56.5/Z/ABS:48 L:84/Ø1=24/Ø2=92
2.9 24V (147 kW)	03.99 - 07.06	MT/AT MT/AT	x		21299 20064	Joint Kit Boot Kit			ws ws		28	A:36/F:27/O:56.5/Z/ABS:48
2.9 24V (150 kW)	05.98 - 07.06	MT/AT MT/AT MT/AT MT/AT	x	- 12.98 01.99 - - 12.98 01.99 -	20930 21299 26294 20064	Joint Kit Joint Kit Boot Kit Boot Kit			ws ws ws ws		27 28	A:26/F:28/ABS:48 A:36/F:27/O:56.5/Z/ABS:48 L:84/Ø1=24/Ø2=92
3.0 (144 kW)	06.01 - 07.06	MT/AT MT/AT	x		21299 20064	Joint Kit Boot Kit			ws ws		28	A:36/F:27/O:56.5/Z/ABS:48
3.0 T6 (200 kW)	06.01 - 07.06	MT/AT MT/AT	x		21299 20064	Joint Kit Boot Kit			ws ws		28	A:36/F:27/O:56.5/Z/ABS:48

## ZASTAVA

## ZASTAVA

<b>YUGO</b>												
1.1 (44 kW)	08.89 - 06.95	MT MT			21250 26001	Joint Kit Boot Kit			ws ws		27	A:20/F:20/O:43/Z L:83/Ø1=21/Ø2=70
1.1 60 EFI (145 A) (44 kW)	08.91 - 06.95	MT MT			21250 26001	Joint Kit Boot Kit			ws ws		27	A:20/F:20/O:43/Z L:83/Ø1=21/Ø2=70
1.3 (103 A) (50 kW)	03.91 - 06.95	MT MT			21250 26001	Joint Kit Boot Kit			ws ws		27	A:20/F:20/O:43/Z L:83/Ø1=21/Ø2=70
1.3 65 EFI (145 A) (48 kW)	08.91 - 06.95	MT MT			21250 26001	Joint Kit Boot Kit			ws ws		27	A:20/F:20/O:43/Z L:83/Ø1=21/Ø2=70





## Appendix

## Anhang

New Part Nos.	654–657
Not Available Any Longer / Replaced Part Nos.	658
Spidan-No. / Car Manufacturer / Techn. Specific.	660–711
OE-No. - Spidan-No.	712–785
Boots for French Vehicles	786–789
Driveshaft Types (Pic.No.)	790–792
Joint Kit Types (Pic.No.)	793
Joint Types (Pic.No.)	794
Installation Instruction	795–807

Neuaufnahmen	654–657
Nicht mehr lieferbar / Ersetzte Teile	658
Spidan-Nr. / Hersteller / Technische Angaben	660–711
OE-Nr. - Spidan-Nr.	712–785
Faltenbälge für französische Fahrzeuge	786–789
Antriebswellenvarianten (Bild-Nr.)	790–792
Gelenksatzvarianten (Bild-Nr.)	793
Gelenkvarianten (Bild-Nr.)	794
Einbauanleitung	795–807

## New Part Nos. / Neue Teile-Nrn.

Part-No. / Teile-Nr.	Description / Bezeichnung	Car Manufacturer / Fahrzeughersteller	Part-No. / Teile-Nr.	Description / Bezeichnung	Car Manufacturer / Fahrzeughersteller	Part-No. / Teile-Nr.	Description / Bezeichnung	Car Manufacturer / Fahrzeughersteller
24181	Driveshaft	VW	24295	Joint Kit	OPEL/FIAT/LANCIA	24367	Boot Kit	AUDI/VW/SEAT/SKODA
24182	Driveshaft	VW	24296	Boot Kit	OPEL/FIAT/LANCIA	24368	Boot Kit	DIVERS
24230	Boot Kit	VW	24297	Joint Kit	OPEL/FIAT	24369	Boot Kit	DIVERS
24231	Boot Kit	VW	24298	Boot Kit	OPEL/FIAT	24370	Driveshaft	BMW
24232	Boot Kit	VW	24299	Driveshaft	AUDI/VW	24371	Joint Kit	HONDA
24233	Boot Kit	VW	24300	Driveshaft	SEAT/SKODA	24372	Boot Kit	HONDA
24234	Boot Kit	VW	24301	Driveshaft	AUDI/VW	24373	Driveshaft	CITROEN/PEUGEOT
24235	Boot Kit	VW	24302	Driveshaft	VW/SEAT/SKODA	24374	Driveshaft	CITROEN/PEUGEOT
24236	Joint Kit	VW	24303	Driveshaft	AUDI/VW/SEAT/SKODA	24375	Driveshaft	RENAULT
24237	Joint Kit	VW	24304	Driveshaft	BMW	24376	Driveshaft	RENAULT
24238	Joint Kit	VW	24305	Driveshaft	BMW	24377	Driveshaft	RENAULT
24239	Joint Kit	VW	24306	Driveshaft	BMW	24378	Driveshaft	RENAULT
24259	Driveshaft	PEUGEOT	24307	Joint Kit	VW	24379	Joint Kit	MAZDA
24260	Driveshaft	PEUGEOT	24308	Joint Kit	VW	24380	Boot Kit	MAZDA
24261	Driveshaft	PEUGEOT	24309	Boot Kit	VW	24381	Joint Kit	TOYOTA
24268	Driveshaft	PEUGEOT	24326	Joint Kit	VW	24382	Boot Kit	TOYOTA
24269	Driveshaft	PEUGEOT	24327	Boot Kit	VW	24383	Joint Kit	HYUNDAI
24270	Driveshaft	PEUGEOT	24328	Driveshaft	CITROEN	24384	Boot Kit	HYUNDAI
24271	Driveshaft	PEUGEOT	24329	Driveshaft	CITROEN	24385	Joint Kit	FIAT
24272	Driveshaft	PEUGEOT	24330	Driveshaft	CITROEN	24386	Boot Kit	FIAT
24273	Driveshaft	PEUGEOT	24331	Driveshaft	CITROEN	24387	Joint Kit	HONDA
24274	Driveshaft	PEUGEOT	24332	Driveshaft	CITROEN	24388	Boot Kit	HONDA
24275	Driveshaft	PEUGEOT	24333	Driveshaft	CITROEN	24389	Joint Kit	HONDA
24276	Driveshaft	PEUGEOT	24334	Driveshaft	CITROEN	24390	Boot Kit	HONDA
24277	Driveshaft	PEUGEOT	24335	Driveshaft	CITROEN	24391	Joint Kit	TOYOTA
24278	Driveshaft	PEUGEOT	24338	Joint Kit	TOYOTA	24392	Joint Kit	MINI
24279	Driveshaft	PEUGEOT	24339	Boot Kit	TOYOTA	24393	Boot Kit	MINI
24282	Joint Kit	CITROEN/FIAT/PEUGEOT	24341	Joint Kit	FIAT	24394	Joint Kit	MINI
24283	Boot Kit	CITROEN/FIAT/PEUGEOT	24342	Boot Kit	FIAT	24395	Boot Kit	MINI
24284	Joint Kit	CITROEN/FIAT/PEUGEOT	24343	Driveshaft	FIAT/LANCIA	24396	Driveshaft	LANDROVER
24285	Joint Kit	CITROEN/FIAT/PEUGEOT	24344	Driveshaft	FIAT/LANCIA	24397	Driveshaft	LANDROVER
24286	Boot Kit	CITROEN/FIAT/PEUGEOT	24345	Driveshaft	FIAT/LANCIA	24398	Driveshaft	RENAULT
24287	Joint Kit	CITROEN/FIAT/PEUGEOT	24346	Driveshaft	FIAT/LANCIA	24399	Driveshaft	RENAULT
24288	Boot Kit	CITROEN/FIAT/PEUGEOT	24347	Driveshaft	FIAT/LANCIA	24400	Driveshaft	RENAULT
24289	Joint Kit	CITROEN/FIAT/PEUGEOT	24348	Driveshaft	FIAT/LANCIA	24441	Driveshaft	RENAULT
24290	Joint Kit	CITROEN/FIAT/PEUGEOT	24351	Driveshaft	BMW	24442	Driveshaft	RENAULT
24291	Boot Kit	CITROEN/FIAT/PEUGEOT	24352	Driveshaft	BMW	24443	Driveshaft	RENAULT
24292	Joint Kit	CITROEN/FIAT/PEUGEOT	24356	Driveshaft	BMW	24444	Driveshaft	RENAULT
24293	Joint Kit	CITROEN/FIAT/PEUGEOT	24361	Driveshaft	BMW	24445	Driveshaft	RENAULT
24294	Joint Kit	CITROEN/FIAT/PEUGEOT	24362	Driveshaft	BMW	24446	Driveshaft	RENAULT

Part-No. / Teile-Nr.	Description / Bezeichnung	Car Manufacturer / Fahrzeughersteller
24447	Driveshaft	RENAULT
24449	Driveshaft	RENAULT
24450	Joint Kit	NISSAN
24451	Driveshaft	RENAULT
24452	Driveshaft	RENAULT
24453	Driveshaft	RENAULT
24454	Driveshaft	RENAULT
24455	Joint Kit	TOYOTA
24456	Joint Kit	NISSAN
24457	Driveshaft	PEUGEOT
24458	Driveshaft	PEUGEOT
24459	Boot Kit	NISSAN
24460	Driveshaft	DACIA/RENAULT
24461	Joint Kit	HONDA
24462	Joint Kit	AUDI/VW/SEAT/SKODA
24463	Boot Kit	AUDI/VW/SEAT/SKODA
24466	Boot Kit	AUDI/VW/SEAT/SKODA
24467	Driveshaft	BMW
24470	Driveshaft	VOLVO
24471	Driveshaft	VOLVO
24472	Driveshaft	RENAULT
24473	Driveshaft	AUDI/VW/SEAT/SKODA
24474	Driveshaft	AUDI/VW/SEAT/SKODA
24475	Driveshaft	AUDI/VW/SEAT/SKODA
24476	Driveshaft	AUDI/VW/SEAT/SKODA
24477	Driveshaft	AUDI/VW/SEAT/SKODA
24478	Driveshaft	VW
24479	Driveshaft	AUDI/VW/SEAT/SKODA
24480	Driveshaft	AUDI/VW/SEAT/SKODA
24482	Driveshaft	AUDI/VW/SEAT/SKODA
24484	Driveshaft	AUDI/VW/SEAT/SKODA
24485	Driveshaft	AUDI/VW/SEAT/SKODA
24487	Driveshaft	AUDI/VW/SEAT/SKODA
24488	Driveshaft	AUDI/VW/SEAT/SKODA
24489	Driveshaft	AUDI/VW/SEAT/SKODA
24490	Driveshaft	VW
24491	Driveshaft	AUDI/VW/SEAT/SKODA
24494	Driveshaft	AUDI/VW/SEAT/SKODA
24498	Driveshaft	AUDI/VW/SEAT/SKODA
24500	Driveshaft	AUDI/VW/SEAT/SKODA

Part-No. / Teile-Nr.	Description / Bezeichnung	Car Manufacturer / Fahrzeughersteller
24501	Driveshaft	VW
24503	Driveshaft	AUDI/VW/SEAT/SKODA
24504	Driveshaft	RENAULT
24505	Driveshaft	RENAULT
24506	Driveshaft	RENAULT
24507	Driveshaft	RENAULT
24508	Driveshaft	RENAULT
24509	Driveshaft	RENAULT
24510	Driveshaft	RENAULT
24511	Driveshaft	CITROEN/PEUG/TOYOTA
24512	Driveshaft	CITROEN/PEUG/TOYOTA
24513	Driveshaft	CITROEN/PEUG/TOYOTA
24514	Driveshaft	CITROEN/PEUG/TOYOTA
24515	Driveshaft	AUDI
24524	Driveshaft	NISSAN
24525	Driveshaft	RENAULT
24526	Joint Kit	CITROEN/FIAT/PEUGEOT
24527	Driveshaft	RENAULT
24528	Driveshaft	RENAULT
24529	Driveshaft	RENAULT
24530	Joint Kit	NISSAN
24531	Driveshaft	VW
24532	Driveshaft	RENAULT
24533	Driveshaft	MERCEDES-BENZ
24534	Driveshaft	BMW
24535	Boot Kit	NISSAN
24536	Joint Kit	NISSAN
24537	Boot Kit	NISSAN
24538	Joint Kit	ALFA ROMEO
24539	Boot Kit	ALFA ROMEO
24540	Boot Kit	CITROEN/FIAT/PEUGEOT
24541	Joint Kit	SEAT/VW
24542	Boot Kit	SEAT/VW
24543	Joint Kit	CITROEN/LANCIA/FIAT/PEUGEOT
24544	Boot Kit	CITROEN/LANCIA/FIAT/PEUGEOT
24545	Joint Kit	PSA/FIAT
24546	Boot Kit	PSA/FIAT
24547	Joint Kit	NISSAN
24548	Joint Kit	NISSAN
24549	Boot Kit	NISSAN

Part-No. / Teile-Nr.	Description / Bezeichnung	Car Manufacturer / Fahrzeughersteller
24550	Joint Kit	TOYOTA
24551	Boot Kit	TOYOTA
24552	Boot Kit	CITROEN/FIAT/PEUGEOT
24553	Driveshaft	AUDI/VW/SEAT/SKODA
24554	Joint Kit	TOYOTA
24555	Boot Kit	NISSAN/TOYOTA
24556	Joint Kit	MERCEDES-BENZ
24557	Joint Kit	MERCEDES-BENZ
24558	Joint Kit	MERCEDES-BENZ
24559	Joint Kit	MERCEDES-BENZ
24560	Boot Kit	MERCEDES-BENZ
24561	Boot Kit	MERCEDES-BENZ
24562	Boot Kit	MERCEDES-BENZ
24563	Boot Kit	MERCEDES-BENZ
24564	Joint Kit	VW
24565	Boot Kit	VW
24566	Joint Kit	VW
24567	Boot Kit	VW
24568	Joint Kit	VW
24569	Boot Kit	VW
24570	Joint Kit	VW
24571	Driveshaft	AUDI
24574	Driveshaft	SEAT/VW
24576	Driveshaft	RENAULT
24577	Driveshaft	PORSCHE
24578	Driveshaft	RENAULT
24579	Driveshaft	RENAULT
24580	Driveshaft	RENAULT
24581	Driveshaft	RENAULT
24582	Driveshaft	RENAULT
24583	Driveshaft	RENAULT
24584	Driveshaft	RENAULT
24585	Driveshaft	VW/SKODA
24586	Driveshaft	SEAT/SKODA
24587	Driveshaft	RENAULT
24588	Driveshaft	AUDI
24589	Driveshaft	RENAULT
24590	Joint Kit	OPEL/VAUXHALL
24591	Boot Kit	OPEL/VAUXHALL
24593	Joint Kit	OPEL/VAUXHALL

## New Part Nos. / Neue Teile-Nrn.

Part-No. / Teile-Nr.	Description / Bezeichnung	Car Manufacturer / Fahrzeughersteller	Part-No. / Teile-Nr.	Description / Bezeichnung	Car Manufacturer / Fahrzeughersteller	Part-No. / Teile-Nr.	Description / Bezeichnung	Car Manufacturer / Fahrzeughersteller
24594	Boot Kit	OPEL/VAUXHALL	24642	Boot Kit	NISSAN	24697	Driveshaft	RENAULT
24595	Driveshaft	OPEL/SUZUKI	24643	Joint Kit	OPEL/SUZUKI	24698	Driveshaft	RENAULT
24596	Driveshaft	OPEL/SUZUKI	24644	Boot Kit	OPEL/SUZUKI	24699	Driveshaft	RENAULT
24597	Driveshaft	OPEL/SUZUKI	24652	Driveshaft	AUDI	24700	Driveshaft	RENAULT
24598	Driveshaft	OPEL/SUZUKI	24653	Driveshaft	AUDI	24701	Driveshaft	RENAULT
24600	Driveshaft	OPEL/VAUXHALL/SAAB	24654	Driveshaft	AUDI	24702	Boot Kit	AUDI/VW/SEAT/SKODA
24603	Driveshaft	OPEL/VAUXHALL/SAAB	24655	Driveshaft	AUDI	24703	Boot Kit	AUDI/VW/SEAT/SKODA
24604	Driveshaft	OPEL/VAUXHALL/SAAB	24656	Boot Kit	AUDI/VW/SEAT/SKODA	24705	Boot Kit	AUDI/VW/SEAT/SKODA
24605	Boot Kit	DACIA/RENAULT	24657	Boot Kit	AUDI/VW/SEAT/SKODA	24711	Joint Kit	FORD
24606	Boot Kit	DACIA	24658	Boot Kit	AUDI/VW/SEAT/SKODA	24712	Boot Kit	FORD
24607	Boot Kit	DACIA	24659	Boot Kit	AUDI/VW/SEAT/SKODA	24714	Driveshaft	CITROEN
24608	Boot Kit	DACIA/RENAULT	24660	Boot Kit	AUDI/VW/SEAT/SKODA	24715	Driveshaft	CITROEN
24609	Driveshaft	BMW	24661	Boot Kit	AUDI/VW/SEAT/SKODA	24716	Driveshaft	CITROEN
24610	Driveshaft	BMW	24662	Boot Kit	AUDI/VW/SEAT/SKODA	24717	Driveshaft	CITROEN
24611	Boot Kit	DACIA/RENAULT	24663	Boot Kit	AUDI/VW/SEAT/SKODA	24721	Driveshaft	RENAULT
24612	Boot Kit	NISSAN	24664	Boot Kit	AUDI/VW/SEAT/SKODA	24722	Driveshaft	RENAULT
24613	Boot Kit	NISSAN	24665	Boot Kit	AUDI/VW/SEAT/SKODA	24723	Driveshaft	NISSAN
24614	Boot Kit	NISSAN	24668	Driveshaft	CITROEN/PEUGEOT	24724	Driveshaft	NISSAN
24615	Boot Kit	NISSAN	24669	Driveshaft	PEUGEOT	24725	Driveshaft	NISSAN
24616	Boot Kit	NISSAN	24674	Driveshaft	CITROEN PEUG	24726	Driveshaft	NISSAN
24617	Boot Kit	NISSAN	24675	Driveshaft	CITROEN PEUG	24727	Driveshaft	NISSAN
24618	Driveshaft	NISSAN	24676	Driveshaft	TOYOTA	24728	Driveshaft	NISSAN
24619	Joint Kit	NISSAN	24677	Driveshaft	TOYOTA	24729	Driveshaft	NISSAN
24620	Joint w. Shaft	NISSAN	24678	Driveshaft	TOYOTA	24730	Driveshaft	NISSAN
24621	Boot Kit	NISSAN	24679	Driveshaft	TOYOTA	24731	Joint Kit	HYUNDAI/KIA
24622	Joint Kit	SAAB	24681	Joint Kit	AUDI	24732	Boot Kit	HYUNDAI/KIA
24623	Boot Kit	SAAB	24682	Boot Kit	AUDI	24733	Joint Kit	HYUNDAI/KIA
24624	Driveshaft	RENAULT	24683	Joint Kit	AUDI	24734	Boot Kit	HYUNDAI/KIA
24628	Driveshaft	RENAULT	24684	Boot Kit	AUDI	24735	Joint Kit	HYUNDAI/KIA
24629	Joint Kit	FIAT	24685	Joint Kit	AUDI	24736	Boot Kit	HYUNDAI/KIA
24630	Boot Kit	FIAT	24686	Boot Kit	AUDI	24737	Boot Kit	HYUNDAI/KIA
24631	Joint Kit	MERCEDES-BENZ	24687	Joint Kit	AUDI	24738	Boot Kit	HYUNDAI/KIA
24632	Boot Kit	MERCEDES-BENZ	24688	Driveshaft	RENAULT	24739	Boot Kit	HYUNDAI/KIA
24633	Joint Kit	MERCEDES-BENZ	24689	Driveshaft	RENAULT	24740	Driveshaft	NISSAN
24634	Boot Kit	MERCEDES-BENZ	24690	Driveshaft	RENAULT	24748	Boot Kit	FORD
24635	Driveshaft	FIAT/OPEL/VAUXHALL	24691	Joint Kit	AUDI	24749	Joint Kit	AUDI/VW/SEAT/SKODA
24635	Driveshaft	FIAT/OPEL/VAUXHALL	24692	Boot Kit	AUDI	24751	Joint Kit	FORD
24637	Joint Kit	PIAGGIO	24693	Joint Kit	FIAT/LANCIA	24752	Boot Kit	FORD
24638	Boot Kit	PIAGGIO	24694	Boot Kit	OPEL/VAUXHALL	24753	Boot Kit	FORD
24641	Joint Kit	NISSAN	24695	Boot Kit	OPEL/VAUXHALL	24758	Driveshaft	RENAULT

Part-No. / Teile-Nr.	Description / Bezeichnung	Car Manufacturer / Fahrzeughersteller
24759	Driveshaft	RENAULT
24763	Driveshaft	FORD
24764	Driveshaft	FORD
24765	Driveshaft	FORD
24766	Driveshaft	FORD
24767	Driveshaft	CITROEN PEUG
24768	Driveshaft	CITROEN PEUG
24769	Driveshaft	CITROEN PEUG
24770	Driveshaft	CITROEN PEUG
24771	Driveshaft	CITROEN PEUG
24772	Driveshaft	CITROEN PEUG
24773	Driveshaft	CITROEN PEUG
24774	Driveshaft	BMW
24775	Driveshaft	BMW
24777	SKODA	FABIA
24779	Driveshaft	OPEL/VAUXHALL
24780	Driveshaft	OPEL/VAUXHALL
24781	Driveshaft	OPEL/VAUXHALL
24782	Driveshaft	OPEL/VAUXHALL
24783	Driveshaft	OPEL/VAUXHALL
24784	Driveshaft	OPEL/VAUXHALL
24785	Driveshaft	OPEL/VAUXHALL
24786	Driveshaft	OPEL/VAUXHALL
24787	Driveshaft	OPEL/VAUXHALL
24788	Driveshaft	OPEL/VAUXHALL
24789	Boot Kit	AUDI
24790	Boot Kit	AUDI
24791	Boot Kit	MERCEDES-BENZ
24795	Driveshaft	AUDI
24796	Driveshaft	AUDI
24797	Driveshaft	AUDI
24798	Driveshaft	AUDI / SEAT
24799	Driveshaft	AUDI
24845	Driveshaft	FORD
24846	Driveshaft	FORD
24853	Driveshaft	FORD
24857	Driveshaft	FORD
24867	Driveshaft	FORD
24868	Driveshaft	FORD
24874	Joint kit	RENAULT

Part-No. / Teile-Nr.	Description / Bezeichnung	Car Manufacturer / Fahrzeughersteller
24875	Boot Kit	RENAULT
24897	Driveshaft	FORD / VOLVO
24898	Driveshaft	FORD / VOLVO

Part-No. / Teile-Nr.	Description / Bezeichnung	Car Manufacturer / Fahrzeughersteller
-------------------------	------------------------------	--

## Not available any longer / Nicht mehr lieferbar Replaced part nos. / Ersetzte Teile

Part-No. / Teile-Nr.	Description / Bezeichnung	replaced by / ersetzt durch	Part-No. / Teile-Nr.	Description / Bezeichnung	replaced by / ersetzt durch	Part-No. / Teile-Nr.	Description / Bezeichnung	replaced by / ersetzt durch
20066	Joint Kit		20975	Driveshaft	21567	23766	Driveshaft	
20105	Driveshaft		21149	Joint Kit		23823	Joint Kit	
20109	Joint w. Shaft		21169	Boot Kit	23223	23852	Driveshaft	21331
20110	Joint w. Shaft		21170	Boot Kit	23204	23857	Driveshaft	
20112	Driveshaft		21207	Joint		23859	Driveshaft	
20114	Joint w. Shaft		21224	Joint	21236	23862	Driveshaft	
20118	Joint w. Shaft		21226	Joint		23863	Driveshaft	
20123	Joint w. Shaft		21249	Joint Kit		23876	Driveshaft	
20128	Joint w. Shaft		21359	Boot Kit		23897	Driveshaft	
20129	Joint w. Shaft		21372	Joint		23952	Joint Kit	
20135	Joint w. Shaft		21635	Driveshaft	21637	24022	Joint Kit	
20319	Joint Kit		21636	Driveshaft	21638	24027	Driveshaft	
20326	Joint w. Shaft		21694	Driveshaft	21690	24037	Joint Kit	
20331	Driveshaft		21837	Driveshaft		24038	Joint Kit	
20355	Boot Kit		21990	Joint Kit		24154	Driveshaft	24159
20404	Driveshaft		22012	Driveshaft		24454	Driveshaft	24398
20491	Driveshaft		22152	Joint Kit		25509	Boot Kit	
20611	Driveshaft		22174	Joint Kit		26080	Boot Kit	
20720	Driveshaft		22277	Boot Kit	21121	26227	Boot Kit	
20723	Driveshaft		22357	Joint Kit				
20727	Driveshaft		22464	Driveshaft				
20807	Joint		22503	Driveshaft				
20839	Driveshaft		22627	Joint Kit	20340			
20841	Driveshaft		22719	Boot Kit	24384			
20854	Driveshaft		23044	Boot Kit	24390			
20864	Joint w. Shaft		23077	Joint Kit				
20887	Joint		23121	Driveshaft				
20907	Joint		23164	Joint				
20913	Joint Kit		23165	Joint				
20916	Joint Kit		23200	Joint Kit				
20961	Driveshaft	21564	23341	Driveshaft				
20963	Driveshaft	21565	23517	Joint Kit				
20973	Driveshaft	21566	23590	Driveshaft				

Part-No. / Teile-Nr.	Description / Bezeichnung	replaced by / ersetzt durch
-------------------------	------------------------------	--------------------------------

--	--	--

Part-No. / Teile-Nr.	Description / Bezeichnung	replaced by / ersetzt durch
-------------------------	------------------------------	--------------------------------

--	--	--

Part-No. / Teile-Nr.	Description / Bezeichnung	replaced by / ersetzt durch
-------------------------	------------------------------	--------------------------------

--	--	--

## Spidan-No. - Car Manufacturer / Spidan-Nr. - Hersteller

Part-No. / Teile-Nr.	Description / Bezeichnung	Car Manufacturer / Fahrzeughersteller	Technical Specifications / Technische Angaben
20021	Joint Kit	ALFA ROMEO	G:28
20022	Joint Kit	ALFA ROMEO	A:23/F:22
20025	Joint Kit	ALFA ROMEO	A:28/F:22
20026	Joint Kit	ALFA ROMEO	A:28/F:24/O:55/Z
20064	Boot Kit	VOLVO	
20076	Boot Kit	NISSAN	L:85/Ø1=21.3/Ø2=67.5
20077	Boot Kit	NISSAN	
20078	Boot Kit	NISSAN	
20079	Joint Kit	NISSAN	A:23/F:19/O:48/X
20090	Joint Kit	NISSAN	A:23/F:19/O:48/X/ABS:42
20097	Boot Kit	NISSAN	
20098	Boot Kit	NISSAN	
20099	Joint Kit	NISSAN	A:23/F:22/O:48/X
20104	Joint Kit	NISSAN	A:23/F:22/O:48/X/ABS:42
20115	Joint w. Shaft	TOYOTA	A:26/ABS:48
20132	Driveshaft	TOYOTA	L:645/A:26/D:20/ABS:48
20133	Driveshaft	TOYOTA	L:955/A:26/D:20/ABS:48
20136	Joint Kit	LEXUS	A:26/F:27/DF:25.90/O:56/X
20136	Joint Kit	TOYOTA	A:26/F:27/DF:25.90/O:56/X
20140	Driveshaft	CHRYSLER	L:639/A:26/D:25/ABS:47
20141	Driveshaft	CHRYSLER	L:1030/A:26/D:25/ABS:47
20142	Driveshaft	CHRYSLER	L:639/A:26/D:25/ABS:47
20143	Driveshaft	CHRYSLER	L:1030/A:26/ABS:47
20144	Driveshaft	CHRYSLER	L:639/A:26/D:25/ABS:47
20145	Driveshaft	CHRYSLER	L:1030/A:26/D:25/ABS:47
20146	Driveshaft	CHRYSLER	L:637/A:26/D:25/ABS:47
20147	Driveshaft	CHRYSLER	L:1025/A:26/D:25/ABS:47
20148	Driveshaft	CHRYSLER	L:637/A:26/D:25/ABS:47
20149	Driveshaft	CHRYSLER	L:1025/A:26/D:25/ABS:47
20150	Driveshaft	FORD	L:643/A:38/D:26/ABS:48
20150	Driveshaft	SEAT	L:643/A:38/D:26/ABS:48
20150	Driveshaft	VOLKSWAGEN	L:643/A:38/D:26/ABS:48
20151	Driveshaft	FORD	L:582.5/A:38/K:35/ABS:48
20151	Driveshaft	SEAT	L:582.5/A:38/K:35/ABS:48
20151	Driveshaft	VOLKSWAGEN	L:582.5/A:38/K:35/ABS:48
20152	Driveshaft	FORD	L:643/A:38/D:26/ABS:48

Part-No. / Teile-Nr.	Description / Bezeichnung	Car Manufacturer / Fahrzeughersteller	Technical Specifications / Technische Angaben
20152	Driveshaft	SEAT	L:643/A:38/D:26/ABS:48
20152	Driveshaft	VOLKSWAGEN	L:643/A:38/D:26/ABS:48
20153	Driveshaft	FORD	L:526/A:38/K:35/ABS:48
20153	Driveshaft	VOLKSWAGEN	L:526/A:38/K:35/ABS:48
20154	Driveshaft	FORD	L:643/A:38/D:26/ABS:48
20154	Driveshaft	SEAT	L:643/A:38/D:26/ABS:48
20154	Driveshaft	VOLKSWAGEN	L:643/A:38/D:26/ABS:48
20155	Driveshaft	FORD	L:582.3/A:38/K:35/ABS:48
20155	Driveshaft	SEAT	L:582.3/A:38/K:35/ABS:48
20155	Driveshaft	VOLKSWAGEN	L:582.3/A:38/K:35/ABS:48
20156	Driveshaft	FORD	L:537/A:38/ABS:48
20156	Driveshaft	SEAT	L:537/A:38/ABS:48
20156	Driveshaft	VOLKSWAGEN	L:537/A:38/ABS:48
20157	Driveshaft	FORD	L:568/A:38/ABS:48
20157	Driveshaft	SEAT	L:568/A:38/ABS:48
20157	Driveshaft	VOLKSWAGEN	L:568/A:38/ABS:48
20158	Driveshaft	FORD	L:545.5/A:38/ABS:48
20158	Driveshaft	VOLKSWAGEN	L:545.5/A:38/ABS:48
20159	Driveshaft	SUZUKI	L:700/A:23/D:22
20160	Driveshaft	SUZUKI	L:790/A:23/D:22
20161	Driveshaft	SUZUKI	L:628/A:23/D:22
20162	Driveshaft	SUZUKI	L:628/A:23/K:22
20163	Driveshaft	MERCEDES-BENZ	L:528/A:27/ABS:48
20177	Boot Kit	LEXUS	L:97/Ø1=26/Ø2=89
20177	Boot Kit	TOYOTA	L:97/Ø1=26/Ø2=89
20178	Joint Kit	LEXUS	A:30/F:34/DF:26.40/O:56/X/ABS:48
20178	Joint Kit	TOYOTA	A:30/F:34/DF:26.40/O:56/X/ABS:48
20179	Joint Kit	TOYOTA	A:26/F:32/O:56/X/ABS:48
20180	Joint Kit	TOYOTA	A:30/F:27/O:56/X/ABS:48
20181	Joint Kit	OPEL	A:22/F:22/O:52/Z/ABS:29
20181	Joint Kit	VAUXHALL	A:22/F:22/O:52/Z/ABS:29
20182	Boot Kit	OPEL	L:107/Ø1=26/Ø2=86
20182	Boot Kit	VAUXHALL	L:107/Ø1=26/Ø2=86
20183	Joint Kit	OPEL	A:33/F:25/O:52/Z/ABS:29
20183	Joint Kit	VAUXHALL	A:33/F:25/O:52/Z/ABS:29
20184	Joint Kit	PROTON	A:25/F:30/DF:23.20



Part-No. / Teile-Nr.	Description / Bezeichnung	Car Manufacturer / Fahrzeughersteller	Technical Specifications / Technische Angaben
----------------------	---------------------------	---------------------------------------	---

20185	Boot Kit	PROTON	L:131/Ø1=25/Ø2=80
20186	Joint Kit	FORD	A:25/F:22/O:56/Z
20186	Joint Kit	MAZDA	A:25/F:22/O:56/Z
20187	Joint Kit	FORD	A:25/F:22/O:56/Z
20188	Joint Kit	FORD	A:25/F:20/O:56/X
20188	Joint Kit	MAZDA	A:25/F:20/O:56/X
20195	Driveshaft	SAAB	L:639.9/ABS:29
20196	Driveshaft	SAAB	L:620.8/ABS:29
20197	Driveshaft	SAAB	L:620.8/ABS:29
20198	Driveshaft	SAAB	L:494.3/ABS:29
20199	Boot Kit	VOLVO	L:112/Ø1=25/Ø2=88
20203	Driveshaft	AUDI	L:616.5/A:22/ABS:96
20208	Joint Kit	ALFA ROMEO	A:25/F:28/O:51/Z
20228	Joint Kit	MERCEDES-BENZ	A:27/F:36/O:71.6/ABS:48
20229	Boot Kit	MERCEDES-BENZ	L:150/Ø1=30/Ø2=102
20232	Joint Kit	NISSAN	A:27/F:22/DF:22.81/O:56/X/ABS:44
20240	Driveshaft	AUDI	L:616.5/A:26
20241	Driveshaft	AUDI	L:655/A:26
20242	Driveshaft	AUDI	L:641/A:22/ABS:96
20250	Driveshaft	AUDI	L:660/A:26
20257	Joint Kit	AUDI	A:22/F:30/Z
20257	Joint Kit	VOLKSWAGEN	A:22/F:30/Z
20258	Joint Kit	AUDI	G:33/Ø Joint:94.1
20258	Joint Kit	SEAT	G:33/Ø Joint:94.1
20258	Joint Kit	SKODA	G:33/Ø Joint:94.1
20258	Joint Kit	VOLKSWAGEN	G:33/Ø Joint:94.1
20259	Driveshaft	AUDI	L:625/A:22
20259	Driveshaft	VOLKSWAGEN	L:625/A:22
20260	Joint Kit	AUDI	A:22/F:30/X
20260	Joint Kit	VOLKSWAGEN	A:22/F:30/X
20264	Driveshaft	AUDI	L:593/A:22
20264	Driveshaft	VOLKSWAGEN	L:593/A:22
20271	Joint Kit	AUDI	A:26/F:25
20272	Joint Kit	AUDI	G:33
20273	Joint Kit	AUDI	G:28
20273	Joint Kit	SKODA	G:28
20273	Joint Kit	VOLKSWAGEN	G:28
20276	Joint Kit	AUDI	A:26/F:25/O:56.5/Z/ABS:96

Part-No. / Teile-Nr.	Description / Bezeichnung	Car Manufacturer / Fahrzeughersteller	Technical Specifications / Technische Angaben
----------------------	---------------------------	---------------------------------------	---

20277	Driveshaft	AUDI	L:692/A:26/ABS:96
20280	Driveshaft	AUDI	L:660/A:26/ABS:96
20285	Joint Kit	AUDI	A:20/F:25
20285	Joint Kit	VOLKSWAGEN	A:20/F:25
20286	Joint Kit	AUDI	G:33
20286	Joint Kit	VOLKSWAGEN	G:33
20288	Driveshaft	AUDI	L:623/A:22
20288	Driveshaft	VOLKSWAGEN	L:623/A:22
20289	Joint Kit	VOLKSWAGEN	G:33
20292	Driveshaft	AUDI	L:641/A:22
20292	Driveshaft	VOLKSWAGEN	L:641/A:22
20294	Joint Kit	AUDI	A:22/F:25
20294	Joint Kit	VOLKSWAGEN	A:22/F:25
20297	Driveshaft	AUDI	L:595/A:22/ABS:96
20300	Joint Kit	PEUGEOT	A:21/F:22/O:50/X
20302	Joint Kit	HONDA	A:23/F:22/DF:22.65/O:45/Z
20303	Joint Kit	HONDA	A:23/F:22/DF:22.65/O:45/Z
20305	Joint Kit	HONDA	A:24/F:30/DF:23.30/O:45/Z
20306	Joint Kit	HONDA	A:23/F:27/DF:20.96/O:49/Z
20307	Joint Kit	HONDA	A:24/F:30/DF:23.35/O:47/Z
20308	Joint Kit	HONDA	A:24/F:30/DF:23.35/O:47/Z
20309	Joint Kit	ACURA	A:26/F:32/DF:24.95/O:49/Z
20309	Joint Kit	HONDA	A:26/F:32/DF:24.95/O:49/Z
20310	Joint Kit	ACURA	A:26/F:32/DF:24.95/O:49/Z
20310	Joint Kit	HONDA	A:26/F:32/DF:24.95/O:49/Z
20311	Joint Kit	HONDA	A:26/F:32/DF:24.95/O:49/Z
20312	Joint Kit	HONDA	A:26/F:32/DF:24.95/O:49/Z
20313	Joint Kit	DAIHATSU	A:24/F:21/O:52/X
20320	Joint Kit	HONDA	A:23/F:30/DF:23.35/O:49/Z
20321	Boot Kit	FORD	L:112/Ø1=30/Ø2=72
20322	Joint Kit	FORD	A:25/F:21/DF:21.68/O:53.2/Z
20323	Joint Kit	MITSUBISHI	A:25/F:23/DF:23.73/O:54/Z
20324	Boot Kit	MITSUBISHI	L:102/Ø1=24/Ø2=77
20330	Driveshaft	VOLVO	ABS:48
20333	Driveshaft	VOLVO	L:600.4/A:26/D:26/ABS:48
20336	Boot Kit	AUDI	L:84/Ø1=20/Ø2=76
20336	Boot Kit	SEAT	L:84/Ø1=20/Ø2=76
20336	Boot Kit	SKODA	L:84/Ø1=20/Ø2=76

Part-No. / Teile-Nr.	Description / Bezeichnung	Car Manufacturer / Fahrzeughersteller	Technical Specifications / Technische Angaben
20336	Boot Kit	VOLKSWAGEN	L:84/Ø1=20/Ø2=76
20337	Boot Kit	AUDI	L:109/Ø1=26/Ø2=75
20337	Boot Kit	SEAT	L:109/Ø1=26/Ø2=75
20337	Boot Kit	SKODA	L:109/Ø1=26/Ø2=75
20337	Boot Kit	VOLKSWAGEN	L:109/Ø1=26/Ø2=75
20338	Joint Kit	AUDI	A:36/F:30/DF:23.45/O:53/X
20338	Joint Kit	SEAT	A:36/F:30/DF:23.45/O:53/X
20338	Joint Kit	SKODA	A:36/F:30/DF:23.45/O:53/X
20338	Joint Kit	VOLKSWAGEN	A:36/F:30/DF:23.45/O:53/X
20339	Joint Kit	AUDI	A:36/F:30/DF:23.45/O:53/X
20339	Joint Kit	SEAT	A:36/F:30/DF:23.45/O:53/X
20339	Joint Kit	SKODA	A:36/F:30/DF:23.45/O:53/X
20339	Joint Kit	VOLKSWAGEN	A:36/F:30/DF:23.45/O:53/X
20340	Joint Kit	AUDI	A:36/F:30/DF:23.45/O:53/X
20340	Joint Kit	SEAT	A:36/F:30/DF:23.45/O:53/X
20340	Joint Kit	SKODA	A:36/F:30/DF:23.45/O:53/X
20340	Joint Kit	VOLKSWAGEN	A:36/F:30/DF:23.45/O:53/X
20341	Driveshaft	FIAT	L:477/A:25
20342	Driveshaft	FIAT	L:477/A:25/ABS:44
20343	Driveshaft	FIAT	L:482.5/A:25/ABS:44
20344	Driveshaft	FIAT	L:494.5/A:25
20345	Driveshaft	FIAT	L:494.5/A:25/ABS:44
20346	Driveshaft	FIAT	L:492.5/A:25
20347	Boot Kit	FORD	L:103/Ø1=20/Ø2=76
20349	Boot Kit	FORD	L:90/Ø1=23/Ø2=83
20351	Joint Kit	CHEVROLET	A:23/F:19/O:44/Z
20351	Joint Kit	DAEWOO	A:23/F:19/O:44/Z
20352	Boot Kit	HYUNDAI	L:102/Ø1=24/Ø2=84
20353	Joint Kit	HYUNDAI	A:25/F:23/DF:24.6/O:50/Z
20354	Joint Kit	HYUNDAI	A:25/F:23/DF:24.6/O:50/Z
20356	Joint Kit	RENAULT	A:21/F:30/O:46/Z
20357	Joint Kit	RENAULT	A:23/F:25/O:56.5/Z
20388	Joint w. Shaft	OPEL	L:613.5/D:27
20388	Joint w. Shaft	VAUXHALL	L:613.5/D:27
20414	Joint	AUDI	G:33/Ø Joint:94.1
20423	Joint Kit	MASERATI	
20426	Joint Kit	BMW	
20430	Driveshaft	BMW	L:583.5/A:27

Part-No. / Teile-Nr.	Description / Bezeichnung	Car Manufacturer / Fahrzeughersteller	Technical Specifications / Technische Angaben
20431	Joint Kit	VOLVO	A:36/F:33/O:56.5/Z/ABS:48
20459	Joint Kit	BMW	G:28
20461	Joint Kit	BMW	G:28
20463	Driveshaft	BMW	L:583.5/A:27/ABS:48
20469	Driveshaft	BMW	L:462
20523	Driveshaft	ROVER	L:785/A:25
20526	Joint	FIAT	A:22/F:20/Z
20526	Joint	LANCIA	A:22/F:20/Z
20527	Joint	LANCIA	A:25/F:25/O:52/X
20529	Joint w. Shaft	LAND ROVER	L:646/A:24
20530	Joint w. Shaft	LAND ROVER	L:1033/A:24
20536	Joint Kit	HONDA	A:23/F:30/DF:23.35/O:45/Z
20537	Driveshaft	BMW	L:458.5
20541	Driveshaft	BMW	L:467.5
20542	Joint Kit	BMW	G:25
20548	Driveshaft	AUDI	L:616/A:22
20549	Driveshaft	AUDI	L:630/A:22
20553	Boot Kit	ROVER	L:92/Ø1=20/Ø2=64
20554	Boot Kit	ROVER	L:98.5/Ø1=20/Ø2=65
20559	Joint	NISSAN	A:31/F:27/O:60/Z
20579	Driveshaft	FORD	L:537/A:38/ABS:48
20579	Driveshaft	SEAT	L:537/A:38/ABS:48
20579	Driveshaft	VOLKSWAGEN	L:537/A:38/ABS:48
20583	Joint Kit	VOLVO	A:25/F:33/DF:25.74/O:54/Z/ABS:43
20584	Boot Kit	MITSUBISHI	L:112/Ø1=25/Ø2=88
20584	Boot Kit	VOLVO	L:112/Ø1=25/Ø2=88
20585	Joint Kit	VOLVO	A:26/F:27/O:56.5/Z/ABS:43
20586	Boot Kit	VOLVO	
20587	Joint Kit	VOLVO	A:25/F:33/DF:25.74/O:56/Z/ABS:43
20588	Driveshaft	VOLKSWAGEN	L:524
20591	Driveshaft	VOLKSWAGEN	L:528/A:38/ABS:48
20592	Driveshaft	VOLKSWAGEN	L:525/A:38
20593	Driveshaft	VOLKSWAGEN	L:517/A:38/ABS:48
20594	Driveshaft	VOLKSWAGEN	L:517/A:38
20595	Joint Kit	VOLKSWAGEN	A:38/F:33/X
20596	Joint Kit	VOLKSWAGEN	A:38/F:33/X/ABS:48
20597	Joint Kit	VOLKSWAGEN	G:33
20598	Driveshaft	VOLKSWAGEN	L:525/A:38

Part-No. / Teile-Nr.	Description / Bezeichnung	Car Manufacturer / Fahrzeughersteller	Technical Specifications / Technische Angaben
-------------------------	------------------------------	--	--

20599	Driveshaft	VOLKSWAGEN	L:525/A:38/ABS:48
20600	Driveshaft	VOLKSWAGEN	L:525/A:38
20601	Driveshaft	VOLKSWAGEN	L:525/A:38/ABS:48
20602	Driveshaft	VOLKSWAGEN	L:517/A:38
20603	Driveshaft	VOLKSWAGEN	L:517/A:38/ABS:48
20604	Joint Kit	LAND ROVER	A:28/F:32/DF:24.8/O:68/X/ABS:60
20605	Boot Kit	LAND ROVER	L:140/Ø1=26/Ø2=90
20606	Driveshaft	CITROEN	L:650/A:21/D:22
20607	Driveshaft	CITROEN	L:840/A:21/D:22
20608	Joint w. Shaft	CITROEN	L:440/A:22
20609	Joint Kit	CITROEN	L:190
20610	Driveshaft	CITROEN	L:600/A:22
20614	Driveshaft	CITROEN	L:770/A:25/D:22
20621	Joint Kit	MITSUBISHI	A:26/F:33/O:54/Z/ABS:43
20626	Driveshaft	CITROEN	L:915/A:27/D:25
20627	Driveshaft	CITROEN	L:870/A:25/D:24
20628	Driveshaft	CITROEN	L:630/A:25/D:24
20629	Driveshaft	CITROEN	L:650/A:25/D:24/ABS:48/Ø ABS ring:99
20630	Driveshaft	CITROEN	L:890/A:25/D:24/ABS:48/Ø ABS ring:99
20631	Driveshaft	CITROEN	L:640/A:25/D:24/ABS:48
20632	Driveshaft	CITROEN	L:890/A:25/D:24/ABS:48
20633	Joint Kit	CITROEN	A:35/F:45/O:70/X/ABS:54
20633	Joint Kit	FIAT	A:35/F:45/O:70/X/ABS:54
20633	Joint Kit	PEUGEOT	A:35/F:45/O:70/X/ABS:54
20634	Joint Kit	CITROEN	A:35/F:45/O:70/X
20634	Joint Kit	FIAT	A:35/F:45/O:70/X
20634	Joint Kit	PEUGEOT	A:35/F:45/O:70/X
20635	Boot Kit	CITROEN	L:90/Ø1=33/Ø2=110
20635	Boot Kit	FIAT	L:90/Ø1=33/Ø2=110
20635	Boot Kit	PEUGEOT	L:90/Ø1=33/Ø2=110
20636	Joint Kit	FORD	A:24/F:19/DF:209/O:52/Z
20636	Joint Kit	KIA	A:24/F:19/DF:209/O:52/Z
20636	Joint Kit	MAZDA	A:24/F:19/DF:209/O:52/Z
20637	Joint Kit	HYUNDAI	A:25/F:25/DF:25.84/O:50/Z
20637	Joint Kit	MITSUBISHI	A:25/F:25/DF:25.84/O:50/Z
20638	Boot Kit	SKODA	L:103/Ø1=22/Ø2=76
20639	Joint Kit	SKODA	A:22/F:22/O:47
20639	Joint Kit	VOLKSWAGEN	A:22/F:22/O:47

Part-No. / Teile-Nr.	Description / Bezeichnung	Car Manufacturer / Fahrzeughersteller	Technical Specifications / Technische Angaben
-------------------------	------------------------------	--	--

20642	Joint Kit	VOLKSWAGEN	A:26/F:25
20643	Joint Kit	VOLKSWAGEN	
20647	Driveshaft	CITROEN	L:860/A:25/D:22
20648	Driveshaft	CITROEN	L:640/A:25/D:22
20649	Driveshaft	CITROEN	L:645/A:21/D:22
20649	Driveshaft	PEUGEOT	L:645/A:21/D:22
20650	Driveshaft	CITROEN	L:835/A:21/D:22
20650	Driveshaft	PEUGEOT	L:835/A:21/D:22
20651	Driveshaft	CITROEN	L:650/A:21/D:22
20651	Driveshaft	PEUGEOT	L:650/A:21/D:22
20652	Driveshaft	CITROEN	L:840/A:21/D:22
20652	Driveshaft	PEUGEOT	L:840/A:21/D:22
20653	Driveshaft	CITROEN	L:640/A:21/D:22
20654	Driveshaft	CITROEN	L:860/A:21/D:22
20655	Driveshaft	CITROEN	L:650/A:21/D:22/ABS:48
20655	Driveshaft	PEUGEOT	L:650/A:21/D:22/ABS:48
20656	Driveshaft	CITROEN	L:840/A:21/D:22/ABS:48
20656	Driveshaft	PEUGEOT	L:840/A:21/D:22/ABS:48
20657	Driveshaft	CITROEN	L:680/A:28/D:24
20657	Driveshaft	PEUGEOT	L:680/A:28/D:24
20658	Driveshaft	CITROEN	L:940/A:28/D:24
20658	Driveshaft	PEUGEOT	L:940/A:28/D:24
20659	Driveshaft	CITROEN	L:650/A:25/D:24
20660	Driveshaft	CITROEN	L:890/A:25/D:24
20661	Driveshaft	CITROEN	L:625/A:25/D:24
20661	Driveshaft	PEUGEOT	L:625/A:25/D:24
20662	Driveshaft	CITROEN	L:875/A:25/D:24
20662	Driveshaft	PEUGEOT	L:875/A:25/D:24
20663	Driveshaft	CITROEN	L:620/A:25/D:24
20664	Driveshaft	CITROEN	L:870/A:25/D:24
20665	Joint Kit	CITROEN	A:25/F:22/O:55/X
20665	Driveshaft	CITROEN	L:650/A:21/D:22/ABS:48
20665	Joint Kit	PEUGEOT	A:25/F:22/O:55/X
20667	Driveshaft	CITROEN	L:620/A:25/D:24/ABS:90
20668	Driveshaft	CITROEN	L:870/A:25/D:24/ABS:90
20669	Driveshaft	CITROEN	L:625/A:25/D:24/ABS:29
20669	Driveshaft	PEUGEOT	L:625/A:25/D:24/ABS:29
20670	Driveshaft	CITROEN	L:875/A:25/D:24/ABS:29

Part-No. / Teile-Nr.	Description / Bezeichnung	Car Manufacturer / Fahrzeughersteller	Technical Specifications / Technische Angaben
20670	Driveshaft	PEUGEOT	L:875/A:25/D:24/ABS:29
20671	Driveshaft	CITROEN	L:625/A:25/D:24
20672	Driveshaft	CITROEN	L:875/A:25/D:24
20673	Driveshaft	CITROEN	L:625/A:25/D:24/ABS:29
20674	Driveshaft	CITROEN	L:875/A:25/D:24/ABS:29
20675	Driveshaft	CITROEN	L:650/A:25/D:24/ABS:48/Ø ABS ring:90
20676	Driveshaft	CITROEN	L:890/A:25/D:24/ABS:48/Ø ABS ring:90
20677	Driveshaft	CITROEN	L:640/A:25/D:24
20678	Driveshaft	CITROEN	L:890/A:25/D:24
20679	Driveshaft	CITROEN	L:640/A:25/D:24/ABS:48
20680	Driveshaft	CITROEN	L:890/A:25/D:24/ABS:48
20687	Driveshaft	CITROEN	L:695/A:28/D:37/ABS:48
20687	Driveshaft	PEUGEOT	L:695/A:28/D:37/ABS:48
20688	Driveshaft	CITROEN	L:960/A:28/D:37/ABS:48
20688	Driveshaft	PEUGEOT	L:960/A:28/D:37/ABS:48
20689	Joint Kit	HYUNDAI	A:25/F:19/O:50/Z/ABS:38
20698	Joint Kit	LADA	A:22/F:22/DF:22.65/X
20699	Boot Kit	OPEL	L:150/Ø1=27.5/Ø2=98
20699	Boot Kit	RENAULT	L:150/Ø1=27.5/Ø2=98
20699	Boot Kit	VAUXHALL	L:150/Ø1=27.5/Ø2=98
20712	Joint Kit	OPEL	A:28/F:36/O:65/X/ABS:51
20712	Joint Kit	RENAULT	A:28/F:36/O:65/X/ABS:51
20713	Joint Kit	OPEL	A:28/F:36/O:65/X
20713	Joint Kit	RENAULT	A:28/F:36/O:65/X
20713	Joint Kit	VAUXHALL	A:28/F:36/O:65/X
20721	Driveshaft	ROVER	L:450/A:25/D:29
20725	Driveshaft	ROVER	L:550/A:25/D:29
20742	Driveshaft	ROVER	
20767	Boot Kit	ROVER	
20780	Driveshaft	ROVER	L:525/A:28/D:24
20781	Driveshaft	ROVER	L:943/A:28/D:24
20812	Joint Kit	VOLVO	A:22/F:22
20813	Driveshaft	VOLVO	L:640
20815	Driveshaft	LADA	L:618/A:22/D:24
20816	Driveshaft	LADA	L:867/A:22/D:24
20817	Joint Kit	LADA	A:22/F:22/DF:22.65/O:50/X
20819	Joint Kit	LADA	D:24
20826	Joint Kit	VOLVO	A:22/F:22/ABS:44

Part-No. / Teile-Nr.	Description / Bezeichnung	Car Manufacturer / Fahrzeughersteller	Technical Specifications / Technische Angaben
20827	Joint Kit	VOLVO	A:22/F:25
20828	Joint Kit	VOLVO	A:22/F:25/ABS:44
20833	Driveshaft	VOLVO	L:600.5/A:26/D:26/ABS:48
20834	Driveshaft	VOLVO	L:1052/A:26/D:26/ABS:48
20835	Driveshaft	VOLVO	L:600.5/A:26/D:26/ABS:48
20838	Driveshaft	ROVER	L:985/A:28/D:29
20840	Driveshaft	ROVER	L:990/A:28/D:29/ABS:45
20842	Driveshaft	ROVER	L:945/A:28/D:24
20844	Driveshaft	ROVER	L:945/A:28/D:24/ABS:45
20850	Driveshaft	ROVER	L:995/A:28/D:25/ABS:45
20853	Driveshaft	ROVER	L:649/A:26/D:22/ABS:27
20856	Driveshaft	ROVER	L:940/A:26/D:29
20863	Joint w. Shaft	LAND ROVER	L:1035/A:24
20865	Joint w. Shaft	ROVER	
20871	Joint w. Shaft	ROVER	
20885	Joint	LAND ROVER	
20888	Joint	LAND ROVER	
20889	Joint Kit	ROVER	A:26/F:32/O:49/X
20890	Joint Kit	HONDA	A:26/F:22/O:49/X
20890	Joint Kit	ROVER	A:26/F:22/O:49/X
20891	Joint Kit	HONDA	A:26/F:22/ABS:27
20891	Joint Kit	ROVER	A:26/F:22/ABS:27
20892	Joint Kit	HONDA	A:26/F:23/O:49/X
20892	Joint Kit	ROVER	A:26/F:23/O:49/X
20893	Joint Kit	HONDA	A:26/F:23/X/ABS:50
20893	Joint Kit	ROVER	A:26/F:23/X/ABS:50
20894	Joint Kit	ROVER	A:26/F:32/X/ABS:27
20895	Joint Kit	ROVER	A:19/F:19
20896	Joint Kit	ROVER	A:29/F:19
20897	Joint Kit	ROVER	
20898	Joint Kit	ROVER	A:23/F:22
20899	Joint Kit	ROVER	
20900	Joint Kit	NISSAN	A:25/F:23/DF:23.73/O:52/X
20902	Joint Kit	NISSAN	A:21/F:19/DF:209/O:48/Z
20903	Joint Kit	NISSAN	A:24/F:22/DF:22.65/O:52/Z
20904	Joint Kit	NISSAN	A:24/F:22/DF:22.65/O:52/X
20914	Joint Kit	HONDA	A:28/F:32/X/ABS:45
20914	Joint Kit	ROVER	A:28/F:32/X/ABS:45

Part-No. / Teile-Nr.	Description / Bezeichnung	Car Manufacturer / Fahrzeughersteller	Technical Specifications / Technische Angaben
-------------------------	------------------------------	--	--

20918	Joint Kit	ROVER	A:28/F:32/O:60/X/ABS:50
20919	Joint Kit	HONDA	A:28/F:32/DF:24.8/O:60/X/ABS:50
20919	Joint Kit	ROVER	A:28/F:32/DF:24.8/O:60/X/ABS:50
20920	Joint Kit	ROVER	A:28/F:32
20924	Joint Kit	MINISUBISHI	A:25/F:23/DF:24.56/O:54/Z
20925	Boot Kit	MINISUBISHI	L:97/Ø1=25/Ø2=83
20926	Joint Kit	MINISUBISHI	A:25/F:23/DF:24.56/O:54/Z
20927	Boot Kit	MINISUBISHI	L:102/Ø1=24/Ø2=77
20928	Joint Kit	VOLVO	A:25/F:25/DF:25.84/O:54/Z/ABS:43
20929	Boot Kit	VOLVO	L:84/Ø1=22/Ø2=82
20930	Joint Kit	VOLVO	A:26/F:28/ABS:48
20931	Joint Kit	VOLVO	A:26/F:25/Z/ABS:48
20934	Joint Kit	VOLVO	D:26
20938	Joint w. Shaft	VOLVO	L:932.5/D:26
20940	Driveshaft	CITROEN	A:28/D:37
20940	Driveshaft	FIAT	A:28/D:37
20940	Driveshaft	PEUGEOT	A:28/D:37
20941	Driveshaft	CITROEN	A:28/D:37
20941	Driveshaft	FIAT	A:28/D:37
20941	Driveshaft	PEUGEOT	A:28/D:37
20942	Driveshaft	CITROEN	A:28/D:37/ABS:54
20942	Driveshaft	FIAT	A:28/D:37/ABS:54
20942	Driveshaft	PEUGEOT	A:28/D:37/ABS:54
20943	Driveshaft	CITROEN	A:28/D:37/ABS:54
20943	Driveshaft	FIAT	A:28/D:37/ABS:54
20943	Driveshaft	PEUGEOT	A:28/D:37/ABS:54
20944	Driveshaft	CITROEN	A:28/D:41
20944	Driveshaft	FIAT	A:28/D:41
20944	Driveshaft	PEUGEOT	A:28/D:41
20945	Driveshaft	CITROEN	A:28/D:41
20945	Driveshaft	FIAT	A:28/D:41
20945	Driveshaft	PEUGEOT	A:28/D:41
20946	Driveshaft	CITROEN	A:28/D:41/ABS:54
20946	Driveshaft	FIAT	A:28/D:41/ABS:54
20946	Driveshaft	PEUGEOT	A:28/D:41/ABS:54
20947	Driveshaft	CITROEN	A:28/D:41/ABS:54
20947	Driveshaft	FIAT	A:28/D:41/ABS:54
20947	Driveshaft	PEUGEOT	A:28/D:41/ABS:54

Part-No. / Teile-Nr.	Description / Bezeichnung	Car Manufacturer / Fahrzeughersteller	Technical Specifications / Technische Angaben
-------------------------	------------------------------	--	--

20948	Driveshaft	CITROEN	L:785/A:35/D:41
20948	Driveshaft	FIAT	L:785/A:35/D:41
20948	Driveshaft	PEUGEOT	L:785/A:35/D:41
20949	Driveshaft	CITROEN	A:35/D:41
20949	Driveshaft	FIAT	A:35/D:41
20949	Driveshaft	PEUGEOT	A:35/D:41
20950	Driveshaft	CITROEN	A:35/D:41/ABS:54
20950	Driveshaft	FIAT	A:35/D:41/ABS:54
20950	Driveshaft	PEUGEOT	A:35/D:41/ABS:54
20951	Driveshaft	CITROEN	A:35/D:41/ABS:54
20951	Driveshaft	FIAT	A:35/D:41/ABS:54
20951	Driveshaft	PEUGEOT	A:35/D:41/ABS:54
20952	Driveshaft	CITROEN	L:650/A:27/D:24
20952	Driveshaft	FIAT	L:650/A:27/D:24
20952	Driveshaft	PEUGEOT	L:650/A:27/D:24
20953	Driveshaft	CITROEN	L:940/A:27/D:24
20953	Driveshaft	FIAT	L:940/A:27/D:24
20953	Driveshaft	PEUGEOT	L:940/A:27/D:24
20954	Driveshaft	CITROEN	L:650/A:27/D:24/ABS:48
20954	Driveshaft	FIAT	L:650/A:27/D:24/ABS:48
20954	Driveshaft	PEUGEOT	L:650/A:27/D:24/ABS:48
20955	Driveshaft	CITROEN	L:940/A:27/D:24/ABS:48
20955	Driveshaft	FIAT	L:940/A:27/D:24/ABS:48
20955	Driveshaft	PEUGEOT	L:940/A:27/D:24/ABS:48
20956	Driveshaft	CITROEN	L:650/A:27/D:37
20956	Driveshaft	FIAT	L:650/A:27/D:37
20956	Driveshaft	LANCIA	L:650/A:27/D:37
20956	Driveshaft	PEUGEOT	L:650/A:27/D:37
20957	Driveshaft	CITROEN	L:940/A:27/D:37
20957	Driveshaft	FIAT	L:940/A:27/D:37
20957	Driveshaft	LANCIA	L:940/A:27/D:37
20957	Driveshaft	PEUGEOT	L:940/A:27/D:37
20958	Driveshaft	CITROEN	L:650/A:27/D:37/ABS:48
20958	Driveshaft	FIAT	L:650/A:27/D:37/ABS:48
20958	Driveshaft	LANCIA	L:650/A:27/D:37/ABS:48
20958	Driveshaft	PEUGEOT	L:650/A:27/D:37/ABS:48
20959	Driveshaft	CITROEN	L:940/A:27/D:37/ABS:48
20959	Driveshaft	FIAT	L:940/A:27/D:37/ABS:48

Part-No. / Teile-Nr.	Description / Bezeichnung	Car Manufacturer / Fahrzeughersteller	Technical Specifications / Technische Angaben
20959	Driveshaft	LANCIA	L:940/A:27/D:37/ABS:48
20959	Driveshaft	PEUGEOT	L:940/A:27/D:37/ABS:48
20960	Driveshaft	RENAULT	L:651/A:21/ABS:44
20962	Driveshaft	RENAULT	L:651/A:23/ABS:44
20964	Driveshaft	RENAULT	L:657/A:23/ABS:44
20965	Driveshaft	RENAULT	L:748/A:23/K:23/ABS:44/without bearing
20966	Driveshaft	RENAULT	A:23/D:26/ABS:30
20967	Driveshaft	RENAULT	L:940/A:23/D:26/ABS:30
20968	Driveshaft	RENAULT	A:23/D:26/ABS:30
20969	Driveshaft	RENAULT	A:23/D:26/ABS:30
20970	Driveshaft	RENAULT	L:597/A:23/ABS:30
20971	Driveshaft	RENAULT	A:23/D:39/ABS:30
20972	Driveshaft	RENAULT	L:648/A:21
20974	Driveshaft	RENAULT	L:648/A:23
20976	Driveshaft	RENAULT	L:657/A:23
20977	Driveshaft	RENAULT	L:758/A:23/K:23
20978	Joint Kit	FORD	A:27/F:30/O:57/X/ABS:44
20979	Joint Kit	FORD	A:27/F:25/O:57/X/ABS:44
20980	Joint	NISSAN	A:25/F:22/DF:22.65/O:52/X
20981	Joint Kit	TOYOTA	A:26/F:24/O:56/X
20982	Boot Kit	NISSAN	L:102/Ø1=22/Ø2=83
20983	Joint Kit	NISSAN	A:25/F:24/DF:24.77/O:55/X
20984	Boot Kit	MERCEDES-BENZ	L:93/Ø1=23/Ø2=88
20985	Joint Kit	MERCEDES-BENZ	A:27/F:27/O:38/X/ABS:48
20986	Joint Kit	CITROEN	A:28/F:39/DF:28.7/O:63/X/ABS:54
20986	Joint Kit	FIAT	A:28/F:39/DF:28.7/O:63/X/ABS:54
20986	Joint Kit	PEUGEOT	A:28/F:39/DF:28.7/O:63/X/ABS:54
20987	Joint Kit	CITROEN	A:28/F:39/DF:28.7/O:63/X
20987	Joint Kit	FIAT	A:28/F:39/DF:28.7/O:63/X
20987	Joint Kit	PEUGEOT	A:28/F:39/DF:28.7/O:63/X
20988	Boot Kit	ALFA ROMEO	L:81/Ø1=22/Ø2=81
20988	Boot Kit	FIAT	L:81/Ø1=22/Ø2=81
20988	Boot Kit	LANCIA	L:81/Ø1=22/Ø2=81
20989	Boot Kit	ALFA ROMEO	L:100/Ø1=27/Ø2=86
20989	Boot Kit	FIAT	L:100/Ø1=27/Ø2=86
20989	Boot Kit	LANCIA	L:100/Ø1=27/Ø2=86
20990	Boot Kit	ALFA ROMEO	L:99/Ø1=23/Ø2=83
20990	Boot Kit	FIAT	L:99/Ø1=23/Ø2=83

Part-No. / Teile-Nr.	Description / Bezeichnung	Car Manufacturer / Fahrzeughersteller	Technical Specifications / Technische Angaben
20991	Joint Kit	ALFA ROMEO	A:25/F:22/O:52/Z
20991	Joint Kit	FIAT	A:25/F:22/O:52/Z
20992	Joint Kit	ALFA ROMEO	A:25/F:22/O:52/Z/ABS:44
20992	Joint Kit	FIAT	A:25/F:22/O:52/Z/ABS:44
20993	Joint Kit	ALFA ROMEO	A:25/F:25/O:52/Z
20993	Joint Kit	FIAT	A:25/F:25/O:52/Z
20994	Joint Kit	ALFA ROMEO	A:25/F:25/O:52/Z/ABS:44
20994	Joint Kit	FIAT	A:25/F:25/O:52/Z/ABS:44
20995	Joint Kit	FIAT	A:25/F:25/O:59/Z
20996	Joint Kit	FIAT	A:25/F:25/O:59/Z/ABS:44
20997	Joint Kit	ALFA ROMEO	A:25/F:25/O:52/Z
20997	Joint Kit	FIAT	A:25/F:25/O:52/Z
20998	Joint Kit	ALFA ROMEO	A:25/F:25/O:52/Z/ABS:44
20998	Joint Kit	FIAT	A:25/F:25/O:52/Z/ABS:44
21001	Boot Kit	FORD	L:83/Ø1=17/Ø2=66
21001	Boot Kit	KIA	L:83/Ø1=17/Ø2=66
21002	Joint Kit	FORD	A:24/F:19/DF:209/O:52/Z
21002	Joint Kit	KIA	A:24/F:19/DF:209/O:52/Z
21004	Joint Kit	NISSAN	A:27/F:23/DF:23.7/O:56/X
21005	Joint Kit	NISSAN	A:27/F:25/DF:25.83/O:56/X
21006	Joint Kit	NISSAN	A:27/F:25/DF:25.84/O:56/X
21007	Joint Kit	SUZUKI	A:25/F:21/DF:21.59/O:49/X
21008	Boot Kit	TOYOTA	L:108/Ø1=28/Ø2=90
21009	Joint Kit	TOYOTA	A:30/F:27/O:62/X
21011	Driveshaft	MERCEDES-BENZ	L:500/A:27/ABS:48
21012	Driveshaft	SKODA	L:555/A:36/O:53
21012	Driveshaft	VOLKSWAGEN	L:555/A:36/O:53
21013	Driveshaft	SEAT	L:820.5/A:36/O:53
21013	Driveshaft	SKODA	L:820.5/A:36/O:53
21013	Driveshaft	VOLKSWAGEN	L:820.5/A:36/O:53
21014	Driveshaft	AUDI	L:554/A:36/O:53
21014	Driveshaft	SEAT	L:554/A:36/O:53
21014	Driveshaft	SKODA	L:554/A:36/O:53
21014	Driveshaft	VOLKSWAGEN	L:554/A:36/O:53
21015	Driveshaft	AUDI	L:820.5/A:36/O:53
21015	Driveshaft	SEAT	L:820.5/A:36/O:53
21015	Driveshaft	SKODA	L:820.5/A:36/O:53
21015	Driveshaft	VOLKSWAGEN	L:820.5/A:36/O:53

Part-No. / Teile-Nr.	Description / Bezeichnung	Car Manufacturer / Fahrzeughersteller	Technical Specifications / Technische Angaben
-------------------------	------------------------------	--	--

21016	Driveshaft	AUDI	L:553/A:36/O:53
21016	Driveshaft	SKODA	L:553/A:36/O:53
21016	Driveshaft	VOLKSWAGEN	L:553/A:36/O:53
21017	Driveshaft	AUDI	L:820/A:36/O:53
21017	Driveshaft	SEAT	L:820/A:36/O:53
21017	Driveshaft	SKODA	L:820/A:36/O:53
21017	Driveshaft	VOLKSWAGEN	L:820/A:36/O:53
21018	Driveshaft	VOLKSWAGEN	L:556.5/A:36/O:53/Ø Joint:100/Ø bore:8.2
21019	Driveshaft	VOLKSWAGEN	L:820.5/A:36/O:53/Ø Joint:100/Ø bore:8.2
21020	Driveshaft	AUDI	L:553/A:36/O:53
21020	Driveshaft	SEAT	L:553/A:36/O:53
21020	Driveshaft	SKODA	L:553/A:36/O:53
21020	Driveshaft	VOLKSWAGEN	L:553/A:36/O:53
21021	Driveshaft	AUDI	L:820/A:36/O:53
21021	Driveshaft	SEAT	L:820/A:36/O:53
21021	Driveshaft	SKODA	L:820/A:36/O:53
21021	Driveshaft	VOLKSWAGEN	L:820/A:36/O:53
21022	Driveshaft	VOLKSWAGEN	L:528/A:38/ABS:48
21023	Driveshaft	VOLKSWAGEN	L:536/A:38/ABS:48
21024	Driveshaft	VOLKSWAGEN	L:528/A:38
21025	Driveshaft	VOLKSWAGEN	L:525/A:38
21026	Joint Kit	DAEWOO	A:33/F:29/O:48/Z
21027	Joint Kit	DAEWOO	A:33/F:29/O:52/Z
21028	Boot Kit	SUZUKI	L:80/Ø1=19/Ø2=70
21030	Joint Kit	SUZUKI	A:23/F:20/O:49/X
21031	Joint Kit	SUZUKI	A:23/F:20/DF:20.55/O:49/Z
21033	Joint Kit	MAZDA	A:26/F:22/DF:22.8/O:56/Z
21034	Joint Kit	MAZDA	A:26/F:22/DF:22.8/O:56/Z/ABS:44
21035	Boot Kit	MAZDA	L:91/Ø1=19/Ø2=79
21036	Driveshaft	PEUGEOT	L:627/A:21/D:22
21037	Driveshaft	PEUGEOT	L:901/A:21/D:24
21038	Boot Kit	CITROEN	L:83/Ø1=28/Ø2=62
21038	Boot Kit	PEUGEOT	L:83/Ø1=28/Ø2=62
21039	Driveshaft	PEUGEOT	L:627/A:21/D:22/ABS:48
21040	Driveshaft	PEUGEOT	L:903/A:21/D:22/ABS:48
21041	Driveshaft	PEUGEOT	L:620/A:21/D:22
21042	Driveshaft	PEUGEOT	L:620/A:21/D:22/ABS:48
21043	Driveshaft	PEUGEOT	L:613/A:25/D:22/ABS:48

Part-No. / Teile-Nr.	Description / Bezeichnung	Car Manufacturer / Fahrzeughersteller	Technical Specifications / Technische Angaben
-------------------------	------------------------------	--	--

21044	Driveshaft	PEUGEOT	L:894/A:25/D:22/ABS:48
21045	Driveshaft	PEUGEOT	L:618/A:21/D:24/ABS:48
21046	Driveshaft	PEUGEOT	L:911/A:21/D:24/ABS:48
21047	Driveshaft	PEUGEOT	L:613/A:25/D:22
21048	Driveshaft	PEUGEOT	L:894/A:25/D:22
21049	Driveshaft	PEUGEOT	L:630/A:25/D:24/ABS:48
21050	Driveshaft	PEUGEOT	L:925/A:25/D:24/ABS:48
21051	Driveshaft	OPEL	L:668/A:28/ABS:51
21051	Driveshaft	RENAULT	L:668/A:28/ABS:51
21051	Driveshaft	VAUXHALL	L:668/A:28/ABS:51
21052	Driveshaft	OPEL	L:1123/A:28/D:39/ABS:51
21052	Driveshaft	RENAULT	L:1123/A:28/D:39/ABS:51
21052	Driveshaft	VAUXHALL	L:1123/A:28/D:39/ABS:51
21053	Driveshaft	OPEL	L:668/A:28
21053	Driveshaft	RENAULT	L:668/A:28
21053	Driveshaft	VAUXHALL	L:668/A:28
21054	Driveshaft	OPEL	L:1123/A:28/D:39
21054	Driveshaft	RENAULT	L:1123/A:28/D:39
21054	Driveshaft	VAUXHALL	L:1123/A:28/D:39
21055	Driveshaft	OPEL	L:641/A:28
21055	Driveshaft	RENAULT	L:641/A:28
21055	Driveshaft	VAUXHALL	L:641/A:28
21056	Driveshaft	OPEL	L:1180/A:28/D:39
21056	Driveshaft	RENAULT	L:1180/A:28/D:39
21056	Driveshaft	VAUXHALL	L:1180/A:28/D:39
21057	Driveshaft	OPEL	L:641/A:28/ABS:51
21057	Driveshaft	RENAULT	L:641/A:28/ABS:51
21057	Driveshaft	VAUXHALL	L:641/A:28/ABS:51
21058	Driveshaft	OPEL	L:1180/A:28/D:39/ABS:51
21058	Driveshaft	RENAULT	L:1180/A:28/D:39/ABS:51
21058	Driveshaft	VAUXHALL	L:1180/A:28/D:39/ABS:51
21059	Driveshaft	OPEL	L:1148/A:28/D:39
21059	Driveshaft	RENAULT	L:1148/A:28/D:39
21059	Driveshaft	VAUXHALL	L:1148/A:28/D:39
21060	Driveshaft	OPEL	L:1148/A:28/D:39/ABS:51
21060	Driveshaft	RENAULT	L:1148/A:28/D:39/ABS:51
21060	Driveshaft	VAUXHALL	L:1148/A:28/D:39/ABS:51
21061	Driveshaft	RENAULT	L:625/A:21/Ø Tripodroller:30

Part-No. / Teile-Nr.	Description / Bezeichnung	Car Manufacturer / Fahrzeughersteller	Technical Specifications / Technische Angaben
21062	Driveshaft	RENAULT	L:760/A:21/K:23
21063	Driveshaft	RENAULT	L:625/A:21/ABS:26/Ø Tripodroller:30
21064	Driveshaft	RENAULT	L:760/A:21/K:23/ABS:26
21065	Driveshaft	RENAULT	L:760/A:21/K:23
21066	Driveshaft	RENAULT	L:625/A:21/ABS:26/Ø Tripodroller:30
21067	Driveshaft	RENAULT	L:760/A:21/K:23/ABS:26
21068	Driveshaft	RENAULT	L:650/A:21/ABS:26
21069	Driveshaft	RENAULT	L:650/A:21/ABS:26
21070	Driveshaft	BMW	L:610.6/A:27/ABS:48
21071	Driveshaft	BMW	L:623/A:27/ABS:48
21074	Joint Kit	PEUGEOT	A:25/F:31/DF:22.6/O:54.5/X
21075	Joint Kit	CITROEN	A:25/F:23/DF:23.73/O:55.5/X
21075	Joint Kit	PEUGEOT	A:25/F:23/DF:23.73/O:55.5/X
21076	Joint Kit	CITROEN	A:25/F:34/O:55.5/X/ABS:48
21076	Joint Kit	PEUGEOT	A:25/F:34/O:55.5/X/ABS:48
21077	Joint Kit	CITROEN	A:25/F:34/DF:24.85/O:55.5/X
21077	Joint Kit	PEUGEOT	A:25/F:34/DF:24.85/O:55.5/X
21078	Joint Kit	PEUGEOT	A:25/F:34/O:55.7/X/ABS:48
21080	Joint Kit	MARUTI	A:23/F:19/DF:20.15/O:44/Z
21080	Joint Kit	SUZUKI	A:23/F:19/DF:20.15/O:44/Z
21081	Joint Kit	MARUTI	A:23/F:18/DF:18.42/O:44/Z
21081	Joint Kit	SUZUKI	A:23/F:18/DF:18.42/O:44/Z
21082	Joint Kit	SUZUKI	A:26/F:22/DF:22.65/O:48/Z
21084	Joint Kit	SUZUKI	D:22/G:19
21085	Joint Kit	SUZUKI	D:22/G:19
21086	Joint Kit	SUZUKI	G:21/K:22
21087	Joint Kit	SUZUKI	A:23/F:19/DF:20.30/O:49/Z
21088	Joint Kit	SUZUKI	A:25/F:22/DF:22.80/O:49/Z
21089	Joint Kit	SUZUKI	A:26/F:19/DF:20.5/O:45/Z
21090	Joint Kit	SUZUKI	A:23/F:22/O:49/Z
21091	Joint Kit	AUDI	A:33/F:27/DF:27.51/O:53/X/ABS:45
21091	Joint Kit	SKODA	A:33/F:27/DF:27.51/O:53/X/ABS:45
21091	Joint Kit	VOLKSWAGEN	A:33/F:27/DF:27.51/O:53/X/ABS:45
21092	Boot Kit	AUDI	L:92/Ø1=24/Ø2=87
21092	Boot Kit	SKODA	L:92/Ø1=24/Ø2=87
21092	Boot Kit	VOLKSWAGEN	L:92/Ø1=24/Ø2=87
21093	Joint Kit	CITROEN	A:25/F:23/O:55.7/X/ABS:90
21093	Joint Kit	PEUGEOT	A:25/F:23/O:55.7/X/ABS:90

Part-No. / Teile-Nr.	Description / Bezeichnung	Car Manufacturer / Fahrzeughersteller	Technical Specifications / Technische Angaben
21094	Joint Kit	PEUGEOT	A:25/F:34/O:55.7/X/ABS:90
21095	Joint Kit	PEUGEOT	A:25/F:34/DF:24.85/O:55.5/X/ABS:29
21096	Joint Kit	RENAULT	A:21/F:25/O:56.3/Z
21097	Joint Kit	CITROEN	A:25/F:23/O:55.5/X/ABS:29
21097	Joint Kit	PEUGEOT	A:25/F:23/O:55.5/X/ABS:29
21098	Joint Kit	CITROEN	A:25/F:23/O:55.5/X/ABS:48
21098	Joint Kit	PEUGEOT	A:25/F:23/O:55.5/X/ABS:48
21099	Joint Kit	FORD	A:25/F:30/DF:23.36/O:56.5/Z
21100	Boot Kit	FORD	L:90/Ø1=23/Ø2=83
21105	Joint	FIAT	A:20/F:20/O:43/Z
21105	Joint	SEAT	A:20/F:20/O:43/Z
21115	Driveshaft	CITROEN	L:616/A:21/D:22
21116	Driveshaft	CITROEN	L:878/A:21/D:22
21119	Driveshaft	CITROEN	L:622/A:21/D:22
21120	Driveshaft	CITROEN	L:890/A:21/D:22
21121	Boot Kit	CITROEN	L:113.5/Ø1=35/Ø2=77
21121	Boot Kit	PEUGEOT	L:113.5/Ø1=35/Ø2=77
21122	Driveshaft	CITROEN	L:615/A:25/D:22/ABS:29
21123	Driveshaft	CITROEN	L:875/A:25/D:22/ABS:29
21124	Driveshaft	CITROEN	L:610/A:25/D:22
21125	Driveshaft	CITROEN	L:884/A:25/D:22
21126	Driveshaft	CITROEN	L:608/A:25/D:22
21127	Driveshaft	CITROEN	L:882/A:25/D:22
21128	Driveshaft	CITROEN	L:625/A:25/D:22/ABS:29
21129	Driveshaft	CITROEN	L:616/A:25/D:24
21129	Driveshaft	PEUGEOT	L:616/A:25/D:24
21130	Driveshaft	CITROEN	L:884/A:25/D:24
21130	Driveshaft	PEUGEOT	L:884/A:25/D:24
21131	Driveshaft	CITROEN	L:616/A:25/D:24/ABS:29
21132	Driveshaft	CITROEN	L:884/A:25/D:24/ABS:29
21132	Driveshaft	PEUGEOT	L:884/A:25/D:24/ABS:29
21133	Driveshaft	CITROEN	L:608/A:25/D:24
21133	Driveshaft	PEUGEOT	L:608/A:25/D:24
21134	Driveshaft	CITROEN	L:608/A:25/D:24/ABS:29
21134	Driveshaft	PEUGEOT	L:608/A:25/D:24/ABS:29
21135	Boot Kit	CITROEN	L:102/Ø1=34/Ø2=76
21135	Boot Kit	PEUGEOT	L:102/Ø1=34/Ø2=76
21136	Boot Kit	CITROEN	L:110/Ø1=36/Ø2=88



Part-No. / Teile-Nr.	Description / Bezeichnung	Car Manufacturer / Fahrzeughersteller	Technical Specifications / Technische Angaben
----------------------	---------------------------	---------------------------------------	---

21136	Boot Kit	PEUGEOT	L:110/Ø1=36/Ø2=88
21137	Boot Kit	HYUNDAI	L:89/Ø1=24/Ø2=85
21137	Boot Kit	LEXUS	L:89/Ø1=24/Ø2=85
21137	Boot Kit	MITSUBISHI	L:89/Ø1=24/Ø2=85
21137	Boot Kit	TOYOTA	L:89/Ø1=24/Ø2=85
21138	Boot Kit	FIAT	L:87/Ø1=22.5/Ø2=82
21139	Boot Kit	FIAT	L:89/Ø1=22/Ø2=77
21140	Boot Kit	FIAT	L:89/Ø1=22/Ø2=75
21140	Boot Kit	LANCIA	L:89/Ø1=22/Ø2=75
21141	Boot Kit	ALFA ROMEO	L:92/Ø1=24/Ø2=86
21142	Boot Kit	FIAT	L:98/Ø1=27/Ø2=90
21142	Boot Kit	LANCIA	L:98/Ø1=27/Ø2=90
21143	Boot Kit	ALFA ROMEO	L:82/Ø1=24/Ø2=92
21143	Boot Kit	FIAT	L:82/Ø1=24/Ø2=92
21143	Boot Kit	LANCIA	L:82/Ø1=24/Ø2=92
21144	Joint Kit	FIAT	A:22/F:22/O:52/Z/ABS:44
21145	Joint Kit	FIAT	A:22/F:22/O:52/Z
21146	Joint Kit	FIAT	A:22/F:20/O:52/Z
21147	Joint Kit	FIAT	A:22/F:21/O:51/Z
21147	Joint Kit	LANCIA	A:22/F:21/O:51/Z
21148	Joint Kit	FIAT	A:25/F:22/O:51/Z
21148	Joint Kit	LANCIA	A:25/F:22/O:51/Z
21150	Joint Kit	ALFA ROMEO	A:25/F:25/O:51/Z
21150	Joint Kit	FIAT	A:25/F:25/O:51/Z
21150	Joint Kit	LANCIA	A:25/F:25/O:51/Z
21151	Joint Kit	ALFA ROMEO	A:25/F:25/O:59/Z
21151	Joint Kit	LANCIA	A:25/F:25/O:59/Z
21152	Joint Kit	ALFA ROMEO	A:27/F:28/O:59/Z
21153	Joint Kit	LANCIA	A:25/F:26/O:59/Z
21154	Joint Kit	ALFA ROMEO	A:25/F:28/O:59/Z
21154	Joint Kit	FIAT	A:25/F:28/O:59/Z
21154	Joint Kit	LANCIA	A:25/F:28/O:59/Z
21155	Joint Kit	TOYOTA	A:26/F:30/O:56/X
21156	Boot Kit	TOYOTA	
21158	Joint Kit	TOYOTA	A:26/F:22/O:56/Z
21159	Boot Kit	TOYOTA	
21160	Joint Kit	NISSAN	A:24/F:22/DF:22.65/O:52/Z
21161	Boot Kit	NISSAN	

Part-No. / Teile-Nr.	Description / Bezeichnung	Car Manufacturer / Fahrzeughersteller	Technical Specifications / Technische Angaben
----------------------	---------------------------	---------------------------------------	---

21162	Joint Kit	NISSAN	A:29/F:27/O:56/X
21163	Boot Kit	NISSAN	L:94/Ø1=23/Ø2=96
21164	Joint Kit	TOYOTA	A:26/F:22/DF:22.66/O:56/X
21165	Boot Kit	TOYOTA	
21166	Joint Kit	KIA	A:28/F:24/DF:22.66/O:56/Z
21167	Boot Kit	KIA	
21168	Boot Kit	CITROEN	L:83/Ø1=29/Ø2=95
21168	Boot Kit	FIAT	L:83/Ø1=29/Ø2=95
21168	Boot Kit	PEUGEOT	L:83/Ø1=29/Ø2=95
21169	Boot Kit	CITROEN	L:93/Ø1=28/Ø2=72
21169	Boot Kit	FIAT	L:93/Ø1=28/Ø2=72
21169	Boot Kit	PEUGEOT	L:93/Ø1=28/Ø2=72
21171	Driveshaft	AUDI	L:632.6/A:38/ABS:45
21172	Driveshaft	AUDI	L:654/A:38/ABS:45
21173	Driveshaft	AUDI	L:559.2/A:38/ABS:45
21174	Driveshaft	AUDI	L:530.5/A:38/ABS:45
21175	Joint Kit	MAZDA	A:26/F:22/DF:22.66/O:56/X
21176	Joint Kit	MITSUBISHI	A:27/F:27/DF:282/O:60/Z
21177	Joint	TOYOTA	A:30/F:24/DF:30.3/O:59/X
21178	Joint Kit	HONDA	A:26/F:28/DF:21.8/O:55/Z
21179	Joint Kit	HONDA	A:28/F:34/DF:26.52/O:60/Z
21180	Boot Kit	HONDA	L:87/Ø1=19/Ø2=78
21181	Boot Kit	MITSUBISHI	L:108/Ø1=28/Ø2=90
21182	Joint Kit	HYUNDAI	A:25/F:30/DF:23.35/O:50/Z
21183	Boot Kit	HYUNDAI	
21184	Joint Kit	FORD	A:25/F:23/DF:23.8/O:53.3/Z
21185	Boot Kit	FORD	L:125/Ø1=24/Ø2=80
21186	Joint Kit	TOYOTA	A:24/F:22/DF:21.1/O:56/X
21187	Boot Kit	TOYOTA	L:90.5/Ø1=21/Ø2=73
21188	Joint Kit	NISSAN	A:25/F:23/DF:23.73/O:55/X/ABS:42
21189	Joint Kit	CHEVROLET	A:23/F:19/DF:209/O:46/X/ABS:40
21189	Joint Kit	DAEWOO	A:23/F:19/DF:209/O:46/X/ABS:40
21190	Joint w. Shaft	VOLKSWAGEN	L:439.7
21191	Joint w. Shaft	VOLKSWAGEN	L:527.6
21192	Driveshaft	MERCEDES-BENZ	L:631/A:25
21193	Driveshaft	MERCEDES-BENZ	L:661/A:25/ABS:48
21194	Driveshaft	MERCEDES-BENZ	L:645/A:25/ABS:48
21195	Joint Kit	OPEL	A:33/F:22/O:52/X

Part-No. / Teile-Nr.	Description / Bezeichnung	Car Manufacturer / Fahrzeughersteller	Technical Specifications / Technische Angaben
21195	Joint Kit	VAUXHALL	A:33/F:22/O:52/X
21196	Boot Kit	OPEL	L:112/Ø1=23/Ø2=79
21196	Boot Kit	VAUXHALL	L:112/Ø1=23/Ø2=79
21197	Joint Kit	MAZDA	A:26/F:29/DF:22.25/O:56/X
21198	Joint Kit	MAZDA	A:26/F:28/DF:21.75/O:56/X
21199	Joint Kit	MAZDA	A:28/F:30/DF:23.2/O:56/X
21200	Joint Kit	MAZDA	A:28/F:22/DF:22.66/O:56/X
21209	Tripod	FIAT	G:20/Ø Tripodroller:25.5
21209	Tripod	SEAT	G:20/Ø Tripodroller:25.5
21211	Boot Kit	HONDA	
21213	Joint	FIAT	A:22/F:20/O:48/Z
21222	Joint Kit	FIAT	G:33
21228	Joint	LANCIA	A:25/F:25/ABS:44
21230	Joint Kit	FIAT	A:22/F:20/Z
21231	Joint Kit	FIAT	A:22/F:20/O:46/Z/ABS:44
21231	Joint Kit	LANCIA	A:22/F:20/O:46/Z/ABS:44
21232	Joint Kit	ALFA ROMEO	A:25/F:25/O:52/X
21232	Joint Kit	FIAT	A:25/F:25/O:52/X
21232	Joint Kit	LANCIA	A:25/F:25/O:52/X
21233	Joint Kit	ALFA ROMEO	A:25/F:25/O:52/X/ABS:44
21233	Joint Kit	FIAT	A:25/F:25/O:52/X/ABS:44
21233	Joint Kit	LANCIA	A:25/F:25/O:52/X/ABS:44
21234	Joint Kit	FIAT	A:22/F:20/Z
21235	Joint Kit	FIAT	A:22/F:20/Z
21236	Joint Kit	FIAT	A:22/F:20/Z/ABS:44
21237	Joint Kit	FIAT	A:25/F:25/O:52/X
21238	Joint Kit	FIAT	A:25/F:25/O:52/ABS:44
21238	Joint Kit	LANCIA	A:25/F:25/O:52/ABS:44
21239	Joint Kit	FIAT	A:25/F:25/O:52/X
21239	Joint Kit	LANCIA	A:25/F:25/O:52/X
21240	Joint Kit	FIAT	A:27/F:25/ABS:44
21240	Joint Kit	LANCIA	A:27/F:25/ABS:44
21241	Joint Kit	ALFA ROMEO	
21241	Joint Kit	FIAT	
21242	Joint Kit	FIAT	A:25/F:25/O:54/X/ABS:90
21242	Joint Kit	LANCIA	A:25/F:25/O:54/X/ABS:90
21243	Driveshaft	FIAT	L:587/A:22
21244	Driveshaft	FIAT	L:921/A:22

Part-No. / Teile-Nr.	Description / Bezeichnung	Car Manufacturer / Fahrzeughersteller	Technical Specifications / Technische Angaben
21245	Driveshaft	FIAT	L:587/A:22/ABS:44
21246	Driveshaft	FIAT	L:921/A:22/ABS:44
21247	Joint Kit	FIAT	A:22/F:22/Z
21247	Joint Kit	LANCIA	A:22/F:22/Z
21248	Joint Kit	FIAT	A:22/F:22/Z/ABS:44
21248	Joint Kit	LANCIA	A:22/F:22/Z/ABS:44
21250	Joint Kit	AUTOBIANCHI	A:20/F:20/O:43/Z
21250	Joint Kit	FIAT	A:20/F:20/O:43/Z
21250	Joint Kit	ZASTAVA	A:20/F:20/O:43/Z
21251	Boot Kit	AUTOBIANCHI	L:84/Ø1=25/Ø2=64
21251	Boot Kit	FIAT	L:84/Ø1=25/Ø2=64
21251	Boot Kit	LANCIA	L:84/Ø1=25/Ø2=64
21252	Joint Kit	FIAT	A:22/F:20/O:48/Z
21252	Joint Kit	LANCIA	A:22/F:20/O:48/Z
21252	Joint Kit	SEAT	A:22/F:20/O:48/Z
21255	Joint Kit	AUTOBIANCHI	A:20/F:20/O:43/Z
21255	Joint Kit	FIAT	A:20/F:20/O:43/Z
21255	Joint Kit	LANCIA	A:20/F:20/O:43/Z
21255	Joint Kit	SEAT	A:20/F:20/O:43/Z
21257	Joint Kit	CITROEN	A:28/F:27
21257	Joint Kit	FIAT	A:28/F:27
21257	Joint Kit	PEUGEOT	A:28/F:27
21258	Joint Kit	FIAT	A:22/F:25/O:48/X
21258	Joint Kit	LANCIA	A:22/F:25/O:48/X
21258	Joint Kit	SEAT	A:22/F:25/O:48/X
21264	Boot Kit	MAZDA	L:94/Ø1=24/Ø2=80
21265	Boot Kit	MAZDA	L:90/Ø1=21/Ø2=74
21266	Boot Kit	MAZDA	L:114/Ø1=24/Ø2=75
21267	Boot Kit	MAZDA	L:114/Ø1=24/Ø2=75
21268	Tripod	FIAT	G:20/Ø Tripodroller:28
21269	Tripod	FIAT	G:19/Ø Tripodroller:29
21269	Tripod	LANCIA	G:19/Ø Tripodroller:29
21269	Tripod	SEAT	G:19/Ø Tripodroller:29
21273	Tripod	FIAT	G:20/Ø Tripodroller:32
21273	Tripod	LANCIA	G:20/Ø Tripodroller:32
21273	Tripod	SEAT	G:20/Ø Tripodroller:32
21274	Tripod	FIAT	G:20/Ø Tripodroller:29
21274	Tripod	SEAT	G:20/Ø Tripodroller:29

Part-No. / Teile-Nr.	Description / Bezeichnung	Car Manufacturer / Fahrzeughersteller	Technical Specifications / Technische Angaben
-------------------------	------------------------------	--	--

21276	Tripod	FIAT	G:20/Ø Tripodroller:28
21276	Tripod	LANCIA	G:20/Ø Tripodroller:28
21281	Tripod	FIAT	G:27/Ø Tripodroller:50.2
21283	Boot Kit	MAZDA	L:114/Ø1=25/Ø2=83
21284	Driveshaft	OPEL	L:1148/A:28/D:39
21284	Driveshaft	RENAULT	L:1148/A:28/D:39
21284	Driveshaft	VAUXHALL	L:1148/A:28/D:39
21286	Driveshaft	OPEL	L:1148/A:28/D:39/ABS:51
21286	Driveshaft	RENAULT	L:1148/A:28/D:39/ABS:51
21286	Driveshaft	VAUXHALL	L:1148/A:28/D:39/ABS:51
21288	Joint Kit	CITROEN	A:25/F:23/O:55.7/X
21289	Joint Kit	CITROEN	A:25/F:23/O:55.7/X/ABS:29
21290	Joint Kit	FIAT	A:25/F:25
21290	Joint Kit	LANCIA	A:25/F:25
21292	Driveshaft	FIAT	L:932/A:22/D:22
21293	Driveshaft	FIAT	L:575/A:22/D:22
21294	Driveshaft	FIAT	ABS:44
21295	Driveshaft	FIAT	ABS:44
21296	Tripod	ALFA ROMEO	G:22/Ø Tripodroller:31.95
21296	Tripod	FIAT	G:22/Ø Tripodroller:31.95
21297	Joint Kit	TOYOTA	A:26/F:24/O:56/Z/ABS:48
21298	Boot Kit	TOYOTA	L:122/Ø1=25/Ø2=84
21299	Joint Kit	VOLVO	A:36/F:27/O:56.5/Z/ABS:48
21300	Driveshaft	LANCIA	L:520/ABS:44
21307	Joint	FIAT	A:25/F:25
21307	Joint	LANCIA	A:25/F:25
21308	Joint Kit	NISSAN	A:21/F:22/DF:22.75/O:48/X
21311	Joint Kit	FIAT	G:25/Ø Joint:100
21311	Joint Kit	LANCIA	G:25/Ø Joint:100
21315	Joint Kit	NISSAN	A:25/F:22/DF:22.65/O:52/X
21316	Boot Kit	HYUNDAI	L:90/Ø1=19/Ø2=67
21326	Joint	LANCIA	A:27/F:28
21327	Joint Kit	LANCIA	G:25
21327	Joint Kit	SEAT	G:25
21329	Joint Kit	FIAT	A:22/F:20/O:46/Z
21329	Joint Kit	LANCIA	A:22/F:20/O:46/Z
21331	Driveshaft	ALFA ROMEO	L:478.5/A:25/ABS:44
21332	Driveshaft	LANCIA	L:526.5/A:27/ABS:44

Part-No. / Teile-Nr.	Description / Bezeichnung	Car Manufacturer / Fahrzeughersteller	Technical Specifications / Technische Angaben
-------------------------	------------------------------	--	--

21333	Driveshaft	LANCIA	L:528/A:27/ABS:44
21336	Joint Kit	LANCIA	A:27/F:25/O:59/ABS:44
21337	Driveshaft	CITROEN	L:630/A:21/D:22/with bearing
21337	Driveshaft	PEUGEOT	L:630/A:21/D:22/with bearing
21338	Driveshaft	CITROEN	L:804/A:21/D:22
21338	Driveshaft	PEUGEOT	L:804/A:21/D:22
21339	Driveshaft	CITROEN	L:620/A:21/D:22/ABS:48
21339	Driveshaft	PEUGEOT	L:620/A:21/D:22/ABS:48
21340	Driveshaft	CITROEN	L:804/A:21/D:22/ABS:48
21340	Driveshaft	PEUGEOT	L:804/A:21/D:22/ABS:48
21341	Driveshaft	CITROEN	L:617/A:21/D:22
21341	Driveshaft	PEUGEOT	L:617/A:21/D:22
21342	Driveshaft	CITROEN	L:811/A:21/D:22
21342	Driveshaft	PEUGEOT	L:811/A:21/D:22
21343	Driveshaft	CITROEN	L:617/A:21/D:22/ABS:48
21343	Driveshaft	PEUGEOT	L:617/A:21/D:22/ABS:48
21344	Driveshaft	CITROEN	L:811/A:21/D:22/ABS:48
21344	Driveshaft	PEUGEOT	L:811/A:21/D:22/ABS:48
21345	Driveshaft	CITROEN	L:603/A:21/ABS:48
21345	Driveshaft	PEUGEOT	L:603/A:21/ABS:48
21346	Driveshaft	CITROEN	L:701/A:21/D:23/ABS:48
21346	Driveshaft	PEUGEOT	L:701/A:21/D:23/ABS:48
21358	Joint	INNOCENTI	A:20/F:20/O:43/Z
21363	Joint Kit	FORD	A:27/F:23/O:56/Z
21366	Boot Kit	FORD	L:107/Ø1=31/Ø2=81
21367	Boot Kit	MAZDA	L:93/Ø1=23/Ø2=82
21368	Joint Kit	MAZDA	A:26/F:23/DF:24.56/O:56/Z
21370	Joint Kit	FORD USA	A:24/F:22/DF:22.65/O:52/Z
21370	Joint Kit	MAZDA	A:24/F:22/DF:22.65/O:52/Z
21371	Joint Kit	MAZDA	A:26/F:25/DF:25.84/O:52/Z
21379	Boot Kit	PORSCHE	L:81/Ø1=24/Ø2=62
21381	Joint Kit	HYUNDAI	A:25/F:22/DF:22.65/O:50/Z
21381	Joint Kit	MINIBUS	A:25/F:22/DF:22.65/O:50/Z
21381	Joint Kit	PROTON	A:25/F:22/DF:22.65/O:50/Z
21382	Joint Kit	HYUNDAI	A:25/F:23/DF:24.56/O:50/Z
21382	Joint Kit	MINIBUS	A:25/F:23/DF:24.56/O:50/Z
21382	Joint Kit	MITSUBISHI	A:25/F:23/DF:24.56/O:50/Z
21385	Joint Kit	HONDA	A:23/F:27/DF:20.96/O:49/Z
21387	Joint Kit	HONDA	A:24/F:30/DF:23.30/O:45/Z

Part-No. / Teile-Nr.	Description / Bezeichnung	Car Manufacturer / Fahrzeughersteller	Technical Specifications / Technische Angaben
21388	Joint Kit	HONDA	A:26/F:32/DF:24.95/O:49/Z
21406	Driveshaft	OPEL	L:950/A:22/D:22/ABS:29
21406	Driveshaft	VAUXHALL	L:950/A:22/D:22/ABS:29
21407	Driveshaft	OPEL	L:608/A:22/D:22/ABS:29
21407	Driveshaft	VAUXHALL	L:608/A:22/D:22/ABS:29
21408	Driveshaft	OPEL	L:618/A:33/D:34/ABS:43
21408	Driveshaft	VAUXHALL	L:618/A:33/D:34/ABS:43
21409	Driveshaft	OPEL	L:965/A:33/D:34/ABS:43
21409	Driveshaft	VAUXHALL	L:965/A:33/D:34/ABS:43
21412	Driveshaft	OPEL	L:681/A:33/K:34/ABS:43
21412	Driveshaft	VAUXHALL	L:681/A:33/K:34/ABS:43
21427	Joint Kit	OPEL	A:33/F:25/ABS:29
21427	Joint Kit	VAUXHALL	A:33/F:25/ABS:29
21428	Joint Kit	OPEL	A:22/F:22/O:52/Z/ABS:29
21428	Joint Kit	VAUXHALL	A:22/F:22/O:52/Z/ABS:29
21429	Joint Kit	OPEL	A:22/F:28/O:52/Z/ABS:29
21429	Joint Kit	VAUXHALL	A:22/F:28/O:52/Z/ABS:29
21431	Driveshaft	OPEL	L:907.5/A:22/D:22
21431	Driveshaft	VAUXHALL	L:907.5/A:22/D:22
21432	Joint Kit	OPEL	A:22/F:28/O:52/Z
21432	Joint Kit	VAUXHALL	A:22/F:28/O:52/Z
21433	Driveshaft	OPEL	L:618/A:33/D:34/ABS:29
21433	Driveshaft	VAUXHALL	L:618/A:33/D:34/ABS:29
21434	Driveshaft	OPEL	L:965/A:33/D:34/ABS:29
21434	Driveshaft	VAUXHALL	L:965/A:33/D:34/ABS:29
21435	Driveshaft	OPEL	L:681/A:33/K:34/ABS:29
21435	Driveshaft	VAUXHALL	L:681/A:33/K:34/ABS:29
21438	Joint Kit	SUZUKI	A:25/F:20/O:49/Z
21439	Driveshaft	OPEL	L:610.5/A:33/D:34/ABS:29
21439	Driveshaft	VAUXHALL	L:610.5/A:33/D:34/ABS:29
21440	Driveshaft	OPEL	L:946.5/A:33/D:34/ABS:29
21440	Driveshaft	VAUXHALL	L:946.5/A:33/D:34/ABS:29
21441	Driveshaft	OPEL	L:610.5/A:33/D:34/ABS:43
21441	Driveshaft	VAUXHALL	L:610.5/A:33/D:34/ABS:43
21442	Driveshaft	OPEL	L:946.5/A:33/D:34/ABS:43
21442	Driveshaft	VAUXHALL	L:946.5/A:33/D:34/ABS:43
21443	Boot Kit	SUZUKI	
21447	Driveshaft	OPEL	L:597.5/A:22/D:22

Part-No. / Teile-Nr.	Description / Bezeichnung	Car Manufacturer / Fahrzeughersteller	Technical Specifications / Technische Angaben
21447	Driveshaft	VAUXHALL	L:597.5/A:22/D:22
21448	Driveshaft	OPEL	L:940.5/A:22/D:22
21448	Driveshaft	VAUXHALL	L:940.5/A:22/D:22
21449	Joint Kit	FORD	A:27/F:26/O:56.4/Z
21450	Joint Kit	OPEL	A:22/F:22/O:52/Z
21450	Joint Kit	VAUXHALL	A:22/F:22/O:52/Z
21451	Joint Kit	OPEL	D:22/G:22
21451	Joint Kit	VAUXHALL	D:22/G:22
21452	Joint Kit	OPEL	A:22/F:22/O:52/Z
21452	Joint Kit	VAUXHALL	A:22/F:22/O:52/Z
21455	Joint Kit	CHEVROLET	A:33/F:25
21455	Joint Kit	OPEL	A:33/F:25
21455	Joint Kit	VAUXHALL	A:33/F:25
21456	Boot Kit	FORD	L:120/Ø1=29/Ø2=91
21457	Joint Kit	OPEL	D:34/G:25
21457	Joint Kit	SAAB	D:34/G:25
21457	Joint Kit	VAUXHALL	D:34/G:25
21458	Driveshaft	OPEL	L:540/A:22/K:34
21458	Driveshaft	VAUXHALL	L:540/A:22/K:34
21459	Driveshaft	OPEL	L:636.5/A:22/D:34
21459	Driveshaft	VAUXHALL	L:636.5/A:22/D:34
21460	Joint Kit	OPEL	G:28
21460	Joint Kit	VAUXHALL	G:28
21466	Driveshaft	OPEL	L:946.5/A:33/D:34
21466	Driveshaft	VAUXHALL	L:946.5/A:33/D:34
21470	Driveshaft	OPEL	L:940.5/A:22/ABS:29
21470	Driveshaft	VAUXHALL	L:940.5/A:22/ABS:29
21471	Driveshaft	OPEL	L:590.5/A:22/ABS:29
21471	Driveshaft	VAUXHALL	L:590.5/A:22/ABS:29
21480	Driveshaft	OPEL	L:637.5/D:27/ABS:48
21480	Driveshaft	VAUXHALL	L:637.5/D:27/ABS:48
21481	Driveshaft	OPEL	L:638.5/D:27/ABS:48
21481	Driveshaft	VAUXHALL	L:638.5/D:27/ABS:48
21482	Joint Kit	DAEWOO	A:22/F:29/DF:22.23/O:52/Z
21482	Joint Kit	PONTIAC	A:22/F:29/DF:22.23/O:52/Z
21483	Joint Kit	ISUZU	A:17/F:26/O:53/Z
21483	Joint Kit	OPEL	A:17/F:26/O:53/Z
21484	Joint Kit	ISUZU	A:24/F:23/DF:24.56/O:48/Z

Part-No. / Teile-Nr.	Description / Bezeichnung	Car Manufacturer / Fahrzeughersteller	Technical Specifications / Technische Angaben
-------------------------	------------------------------	--	--

21488	Joint Kit	OPEL	G:25
21488	Joint Kit	VAUXHALL	G:25
21489	Driveshaft	OPEL	L:611.5/D:27
21489	Driveshaft	VAUXHALL	L:611.5/D:27
21490	Joint Kit	MERCEDES-BENZ	G:28
21490	Joint Kit	OPEL	G:28
21490	Joint Kit	VAUXHALL	G:28
21491	Driveshaft	OPEL	L:636.4/D:24/ABS:48
21491	Driveshaft	VAUXHALL	L:636.4/D:24/ABS:48
21492	Driveshaft	OPEL	L:628.2/D:27/ABS:48
21492	Driveshaft	VAUXHALL	L:628.2/D:27/ABS:48
21496	Joint Kit	OPEL	A:22/F:22/O:52/Z/ABS:43
21496	Joint Kit	VAUXHALL	A:22/F:22/O:52/Z/ABS:43
21497	Joint Kit	OPEL	A:33/F:25/ABS:43
21497	Joint Kit	VAUXHALL	A:33/F:25/ABS:43
21498	Joint Kit	OPEL	G:25/K:34
21498	Joint Kit	SAAB	G:25/K:34
21498	Joint Kit	VAUXHALL	G:25/K:34
21499	Boot Kit	BMW	L:88/Ø1=24/Ø2=92
21511	Driveshaft	FORD	L:641/A:27/D:26
21512	Driveshaft	FORD	L:588.5/A:27/D:35
21513	Driveshaft	FORD	L:641/A:27/D:26
21514	Driveshaft	FORD	L:588.5/A:27/D:35
21516	Joint Kit	SUZUKI	A25/F:20/O:49/Z/ABS:43
21518	Driveshaft	FORD	L:588.5/A:27/D:35/ABS:44
21520	Driveshaft	FORD	L:588.5/A:27/D:35/ABS:44
21521	Driveshaft	FORD	L:641/A:27/D:26/ABS:44
21522	Joint Kit	AUDI	A:36/F:27/O:53/X
21522	Joint Kit	SEAT	A:36/F:27/O:53/X
21522	Joint Kit	VOLKSWAGEN	A:36/F:27/O:53/X
21523	Driveshaft	FORD	L:641/A:27/D:26/ABS:44
21524	Boot Kit	AUDI	L:117/Ø1=29.5/Ø2=98
21524	Boot Kit	VOLKSWAGEN	L:117/Ø1=29.5/Ø2=98
21526	Boot Kit	SUZUKI	L:103/Ø1=21/Ø2=71.5
21528	Joint Kit	HONDA	A:26/F:32/DF:24.8/O:55/X
21529	Joint Kit	HONDA	A:26/F:32/DF:24.8/O:55/X/ABS:50
21530	Boot Kit	HONDA	
21531	Joint Kit	NISSAN	A:27/F:32/O:56/X/ABS:44

Part-No. / Teile-Nr.	Description / Bezeichnung	Car Manufacturer / Fahrzeughersteller	Technical Specifications / Technische Angaben
-------------------------	------------------------------	--	--

21532	Boot Kit	NISSAN	L:90/Ø1=22/Ø2=87
21533	Joint Kit	ROVER	A:28/F:23/O:57.75/X
21534	Boot Kit	ROVER	L:125/Ø1=24/Ø2=80
21536	Boot Kit	HONDA	
21536	Boot Kit	ROVER	
21537	Joint Kit	ROVER	A:26/F:22/O.49/X/ABS:43
21538	Joint Kit	ROVER	A:26/F:22/O:55/X/ABS:43
21539	Joint Kit	ROVER	A:28/F:24/O:57.75/X
21540	Boot Kit	OPEL	L:121/Ø1=25/Ø2=83
21540	Boot Kit	ROVER	L:121/Ø1=25/Ø2=83
21540	Boot Kit	VAUXHALL	L:121/Ø1=25/Ø2=83
21542	Boot Kit	HONDA	L:104/Ø1=21/Ø2=85
21542	Boot Kit	ROVER	L:104/Ø1=21/Ø2=85
21543	Joint Kit	ROVER	A:26/F:32/O:49/X/ABS:43
21544	Joint Kit	HONDA	A:26/F:32/O:55/X/ABS:43
21544	Joint Kit	ROVER	A:26/F:32/O:55/X/ABS:43
21545	Driveshaft	DACIA	L:608/A:20
21546	Driveshaft	DACIA	L:740/A:20/K:23
21547	Driveshaft	FORD	L:515
21549	Driveshaft	OPEL	L:660/A:28
21549	Driveshaft	RENAULT	L:660/A:28
21549	Driveshaft	VAUXHALL	L:660/A:28
21550	Driveshaft	OPEL	L:1158/A:28/D:39
21550	Driveshaft	RENAULT	L:1158/A:28/D:39
21550	Driveshaft	VAUXHALL	L:1158/A:28/D:39
21551	Driveshaft	OPEL	L:660/A:28/ABS:51
21551	Driveshaft	RENAULT	L:660/A:28/ABS:51
21551	Driveshaft	VAUXHALL	L:660/A:28/ABS:51
21552	Driveshaft	OPEL	L:1158/A:28/D:39/ABS:51
21552	Driveshaft	RENAULT	L:1158/A:28/D:39/ABS:51
21552	Driveshaft	VAUXHALL	L:1158/A:28/D:39/ABS:51
21553	Driveshaft	RENAULT	L:709/A:28/D:39/ABS:51
21554	Driveshaft	RENAULT	L:1154/A:28/D:39/ABS:51
21559	Boot Kit	AUDI	L:81/Ø1=22/Ø2=82
21561	Joint Kit	FORD	G:25
21564	Driveshaft	RENAULT	L:758/A:21/K:23/ABS:44
21565	Driveshaft	RENAULT	L:760/A:23/K:23/ABS:44/without bearing
21566	Driveshaft	RENAULT	L:758/A:21/K:23

Part-No. / Teile-Nr.	Description / Bezeichnung	Car Manufacturer / Fahrzeughersteller	Technical Specifications / Technische Angaben
21567	Driveshaft	RENAULT	L:748/A:23/K:23
21568	Driveshaft	RENAULT	L:805/A:27/K:23/ABS:44
21569	Driveshaft	RENAULT	L:728/A:27/ABS:44
21570	Driveshaft	RENAULT	L:982/A:27/D:39/ABS:44
21571	Driveshaft	RENAULT	L:618/A:27/ABS:44
21572	Joint Kit	FORD	A:38/F:27/O:60/X/ABS:48
21572	Joint Kit	SEAT	A:38/F:27/O:60/X/ABS:48
21572	Joint Kit	VOLKSWAGEN	A:38/F:27/O:60/X/ABS:48
21574	Joint Kit	FORD	A:38/F:36/O:79/X/ABS:48
21574	Joint Kit	SEAT	A:38/F:36/O:79/X/ABS:48
21574	Joint Kit	VOLKSWAGEN	A:38/F:36/O:79/X/ABS:48
21575	Boot Kit	FORD	L:144/Ø1=30/Ø2=101
21575	Boot Kit	SEAT	L:144/Ø1=30/Ø2=101
21575	Boot Kit	VOLKSWAGEN	L:144/Ø1=30/Ø2=101
21576	Driveshaft	ALFA ROMEO	L:535/A:25
21577	Driveshaft	ALFA ROMEO	L:530/A:25
21578	Driveshaft	ALFA ROMEO	L:520/A:25/Ø Tripodroller:43
21579	Driveshaft	ALFA ROMEO	L:530/A:25/Ø Tripodroller:43
21580	Joint Kit	CITROEN	A:28/F:23/O:58
21580	Joint Kit	PEUGEOT	A:28/F:23/O:58
21581	Joint Kit	CITROEN	A:28/F:23/O:58/ABS:48
21581	Joint Kit	PEUGEOT	A:28/F:23/O:58/ABS:48
21582	Joint Kit	CITROEN	A:28/F:23/O:58/ABS:29
21582	Joint Kit	PEUGEOT	A:28/F:23/O:58/ABS:29
21583	Driveshaft	OPEL	L:561/A:22/D:22/ABS:29
21584	Driveshaft	OPEL	L:910/A:22/D:22/ABS:29
21585	Joint Kit	SKODA	A:20/F:30/O:52/X
21585	Joint Kit	VOLKSWAGEN	A:20/F:30/O:52/X
21586	Joint Kit	AUDI	A:36/F:30/O:52/X/Ø Joint:85
21586	Joint Kit	SEAT	A:36/F:30/O:52/X/Ø Joint:85
21586	Joint Kit	SKODA	A:36/F:30/O:52/X/Ø Joint:85
21586	Joint Kit	VOLKSWAGEN	A:36/F:30/O:52/X/Ø Joint:85
21587	Joint Kit	AUDI	A:36/F:30/O:52/X/Ø Joint:90
21587	Joint Kit	SEAT	A:36/F:30/O:52/X/Ø Joint:90
21587	Joint Kit	SKODA	A:36/F:30/O:52/X/Ø Joint:90
21587	Joint Kit	VOLKSWAGEN	A:36/F:30/O:52/X/Ø Joint:90
21588	Boot Kit	AUDI	L:110/Ø1=25.5/Ø2=83
21588	Boot Kit	SEAT	L:110/Ø1=25.5/Ø2=83

Part-No. / Teile-Nr.	Description / Bezeichnung	Car Manufacturer / Fahrzeughersteller	Technical Specifications / Technische Angaben
21588	Boot Kit	SKODA	L:110/Ø1=25.5/Ø2=83
21588	Boot Kit	VOLKSWAGEN	L:110/Ø1=25.5/Ø2=83
21589	Boot Kit	AUDI	L:125/Ø1=25/Ø2=86
21589	Boot Kit	SEAT	L:125/Ø1=25/Ø2=86
21589	Boot Kit	SKODA	L:125/Ø1=25/Ø2=86
21589	Boot Kit	VOLKSWAGEN	L:125/Ø1=25/Ø2=86
21590	Joint Kit	RENAULT	A:23/F:27/X/ABS:30
21591	Joint Kit	RENAULT	A:23/F:27/O:56.5/X
21592	Boot Kit	RENAULT	L:144/Ø1=30/Ø2=95
21593	Joint Kit	CITROEN	A:25/F:26/O:58.6/Z
21594	Boot Kit	CITROEN	L:128/Ø1=40/Ø2=97
21597	Driveshaft	RENAULT	L:775/A23/D:24/ABS:44
21598	Driveshaft	RENAULT	L:756/ABS:44/Ø ABS ring:87
21599	Driveshaft	RENAULT	L:640/ABS:44/Ø ABS ring:87/Ø Tripodroller:30
21600	Driveshaft	RENAULT	L:745/A:23/K:23/ABS:44/Ø ABS ring:87
21603	Driveshaft	RENAULT	L:744/ABS:44/Ø ABS ring:87
21605	Driveshaft	CITROEN	L:710/A:21/D:22
21605	Driveshaft	PEUGEOT	L:710/A:21/D:22
21606	Driveshaft	PEUGEOT	L:760/A:23/D:23
21607	Driveshaft	PEUGEOT	L:800/A:27/D:27
21610	Driveshaft	PEUGEOT	L:735/A:21/D:22
21611	Driveshaft	PEUGEOT	L:735/A:21/D:22
21612	Driveshaft	PEUGEOT	L:760/A:25/D:23
21613	Driveshaft	PEUGEOT	L:600/A:30/K:30
21614	Boot Kit	AUDI	L:83/Ø1=21/Ø2=75
21614	Boot Kit	VOLKSWAGEN	L:83/Ø1=21/Ø2=75
21615	Driveshaft	CITROEN	L:600/A:21/D:24
21615	Driveshaft	PEUGEOT	L:600/A:21/D:24
21616	Driveshaft	CITROEN	L:845/A:21/D:24
21616	Driveshaft	PEUGEOT	L:845/A:21/D:24
21617	Driveshaft	CITROEN	L:600/A:21/D:24
21617	Driveshaft	PEUGEOT	L:600/A:21/D:24
21618	Driveshaft	CITROEN	L:845/A:21/D:24
21618	Driveshaft	PEUGEOT	L:845/A:21/D:24
21619	Driveshaft	PEUGEOT	L:765/A:25/D:23
21620	Driveshaft	PEUGEOT	L:625/A:25/D:24
21621	Driveshaft	PEUGEOT	L:870/A:25/D:24
21622	Driveshaft	PEUGEOT	L:625/A:25/D:24

Part-No. / Teile-Nr.	Description / Bezeichnung	Car Manufacturer / Fahrzeughersteller	Technical Specifications / Technische Angaben
-------------------------	------------------------------	--	--

21623	Driveshaft	PEUGEOT	L:870/A:25/D:24
21626	Driveshaft	PEUGEOT	L:845/A:21/D:24
21627	Driveshaft	PEUGEOT	L:610/A:21/D:24
21628	Driveshaft	PEUGEOT	L:850/A:25/D:24
21629	Driveshaft	PEUGEOT	L:610/A:25/D:24
21630	Driveshaft	PEUGEOT	L:800/A:27/D:27
21631	Driveshaft	PEUGEOT	L:610/A:25/D:24
21632	Driveshaft	PEUGEOT	L:850/A:25/D:24
21637	Driveshaft	CITROEN	L:835/A:21/D:22
21637	Driveshaft	PEUGEOT	L:835/A:21/D:22
21638	Driveshaft	CITROEN	L:610/A:21/D:22
21638	Driveshaft	PEUGEOT	L:610/A:21/D:22
21639	Driveshaft	PEUGEOT	L:650/A:25/D:22
21640	Driveshaft	PEUGEOT	L:870/A:25/D:22
21641	Driveshaft	PEUGEOT	L:880/A:25/D:24
21642	Driveshaft	PEUGEOT	L:630/A:25/D:24
21644	Driveshaft	CITROEN	L:1071/A:28/D:25
21644	Driveshaft	FIAT	L:1071/A:28/D:25
21644	Driveshaft	PEUGEOT	L:1071/A:28/D:25
21647	Driveshaft	CITROEN	L:1071/A:28/D:25
21647	Driveshaft	FIAT	L:1071/A:28/D:25
21647	Driveshaft	PEUGEOT	L:1071/A:28/D:25
21648	Driveshaft	CITROEN	L:710/A:28/D:25
21648	Driveshaft	FIAT	L:710/A:28/D:25
21648	Driveshaft	PEUGEOT	L:710/A:28/D:25
21649	Joint Kit	MAZDA	A:26/F:22/DF:22.66/O:56/X
21650	Boot Kit	PEUGEOT	L:105/Ø1=17.5/Ø2=67.5
21650	Boot Kit	RENAULT	L:105/Ø1=17.5/Ø2=67.5
21651	Boot Kit	CITROEN	L:117/Ø1=19/Ø2=75.5
21651	Boot Kit	PEUGEOT	L:117/Ø1=19/Ø2=75.5
21651	Boot Kit	RENAULT	L:117/Ø1=19/Ø2=75.5
21652	Boot Kit	RENAULT	L:120/Ø1=32/Ø2=75.5
21655	Driveshaft	PEUGEOT	L:850/A:21/D:22
21656	Driveshaft	PEUGEOT	L:620/A:21/D:22
21657	Driveshaft	PEUGEOT	L:850/A:25/D:22
21658	Driveshaft	PEUGEOT	L:620/A:25/D:22
21659	Driveshaft	PEUGEOT	L:655/A:21/D:22
21660	Driveshaft	PEUGEOT	L:870/A:21/D:22

Part-No. / Teile-Nr.	Description / Bezeichnung	Car Manufacturer / Fahrzeughersteller	Technical Specifications / Technische Angaben
-------------------------	------------------------------	--	--

21661	Driveshaft	PEUGEOT	L:655/A:25/D:22
21662	Driveshaft	PEUGEOT	L:870/A:25/D:22
21663	Driveshaft	PEUGEOT	L:635/A:25/D:24
21664	Driveshaft	PEUGEOT	L:890/A:25/D:24
21665	Driveshaft	PEUGEOT	L:600/A:25/D:24
21666	Driveshaft	PEUGEOT	L:840/A:25/D:24
21667	Driveshaft	PEUGEOT	L:610/A:25/D:24
21668	Driveshaft	PEUGEOT	L:850/A:25/D:24
21669	Driveshaft	PEUGEOT	L:630/A:25/D:24
21670	Driveshaft	PEUGEOT	L:880/A:25/D:24
21671	Driveshaft	PEUGEOT	L:630/A:25/D:24
21672	Driveshaft	PEUGEOT	L:880/A:25/D:24
21673	Driveshaft	PEUGEOT	L:600/A:25/D:24/ABS:48
21674	Driveshaft	PEUGEOT	L:840/A:25/D:24/ABS:48
21677	Driveshaft	PEUGEOT	L:610/A:25/D:24/ABS:48
21678	Driveshaft	PEUGEOT	L:850/A:25/D:24/ABS:48
21679	Driveshaft	PEUGEOT	L:630/A:25/D:24/ABS:29
21680	Driveshaft	PEUGEOT	L:880/A:25/D:24/ABS:29
21681	Driveshaft	PEUGEOT	L:630/A:25/D:24/ABS:90
21682	Driveshaft	PEUGEOT	L:880/A:25/D:24/ABS:90
21683	Driveshaft	PEUGEOT	L:630/A:25/D:24/ABS:29
21684	Driveshaft	PEUGEOT	L:880/A:25/D:24/ABS:29
21685	Driveshaft	PEUGEOT	L:630/A:25/D:24/ABS:90
21686	Driveshaft	PEUGEOT	L:880/A:25/D:24/ABS:90
21687	Driveshaft	PEUGEOT	L:635/A:25/D:24/ABS:48
21688	Driveshaft	PEUGEOT	L:890/A:25/D:24/ABS:48
21689	Driveshaft	PEUGEOT	L:660/A:25/D:24
21690	Driveshaft	PEUGEOT	L:910/A:25/D:24
21691	Driveshaft	PEUGEOT	L:660/A:25/D:24/ABS:29/Ø ABS ring:99
21692	Driveshaft	PEUGEOT	L:910/A:25/D:24/ABS:29/Ø ABS ring:99
21693	Driveshaft	PEUGEOT	L:650/A:25/D:24
21695	Driveshaft	PEUGEOT	L:650/A:25/D:24/ABS:29/Ø ABS ring:99
21697	Driveshaft	CITROEN	L:625/A:21/D:22/ABS:48
21697	Driveshaft	PEUGEOT	L:625/A:21/D:22/ABS:48
21698	Driveshaft	CITROEN	L:803/A:21/D:22/ABS:48
21698	Driveshaft	PEUGEOT	L:803/A:21/D:22/ABS:48
21699	Driveshaft	CITROEN	L:516/A:21/ABS:48
21699	Driveshaft	PEUGEOT	L:516/A:21/ABS:48

Part-No. / Teile-Nr.	Description / Bezeichnung	Car Manufacturer / Fahrzeughersteller	Technical Specifications / Technische Angaben
21700	Driveshaft	CITROEN	L:467/A:21/ABS:48
21700	Driveshaft	PEUGEOT	L:467/A:21/ABS:48
21701	Boot Kit	AUDI	L:75/Ø1=21/Ø2=85
21704	Driveshaft	FORD	L:902/A:25/K:23
21705	Driveshaft	FORD	L:605/A:25/D:23
21706	Driveshaft	FORD	L:865/A:25/K:23
21707	Driveshaft	FORD	L:590/A:25/D:23
21708	Driveshaft	VOLKSWAGEN	L:515/A:22
21709	Driveshaft	VOLKSWAGEN	L:736/A:22
21710	Driveshaft	FORD	L:513/A:25/Ø Tripodroller:30
21711	Driveshaft	RENAULT	L:706/A:23
21717	Driveshaft	FORD	L:768/A:23
21718	Joint Kit	MINI	A:25/F:23/O:54/X/ABS:48
21719	Boot Kit	MINI	L:125/Ø1=24/Ø2=80
21720	Joint Kit	MINI	A:25/F:23/O:54/X/Ø Joint:83
21721	Driveshaft	RENAULT	L:747/A:23/K:23
21727	Joint Kit	MERCEDES-BENZ	G:30
21728	Boot Kit	MERCEDES-BENZ	L:113/Ø1=24.3/Ø2=70.5
21729	Driveshaft	CITROEN	L:645/A:25/D:24
21729	Driveshaft	PEUGEOT	L:645/A:25/D:24
21730	Driveshaft	CITROEN	L:940/A:25/D:24/with bearing
21730	Driveshaft	CITROEN	L:940/A:25/D:24
21730	Driveshaft	PEUGEOT	L:940/A:25/D:24
21730	Driveshaft	PEUGEOT	L:940/A:25/D:24/with bearing
21731	Driveshaft	CITROEN	L:640/A:25/D:24
21731	Driveshaft	PEUGEOT	L:640/A:25/D:24
21732	Boot Kit	OPEL	L:99/Ø1=25/Ø2=57
21733	Driveshaft	CITROEN	L:645/A:25/D:22
21733	Driveshaft	PEUGEOT	L:645/A:25/D:22
21734	Driveshaft	CITROEN	L:928/A:25/D:22
21734	Driveshaft	PEUGEOT	L:928/A:25/D:22
21740	Joint Kit	FORD	A:22/F:20
21747	Joint Kit	MINI	A:25/F:29/DF:22.2/O:54/Z/ABS:43
21749	Joint Kit	FORD	A:22/F:22
21751	Joint Kit	FORD	A:23/F:20
21752	Joint Kit	FORD	D:23/G:20
21753	Joint Kit	FORD	A:23/F:22
21757	Driveshaft	FORD	L:865/A:23/D:23

Part-No. / Teile-Nr.	Description / Bezeichnung	Car Manufacturer / Fahrzeughersteller	Technical Specifications / Technische Angaben
21758	Boot Kit	MINI	L:125/Ø1=24/Ø2=80
21759	Joint Kit	MINI	A:25/F:29/DF:22.2/O:54/Z/Ø Joint:85
21760	Joint Kit	FORD	A:23/F:22/Z
21761	Joint Kit	FORD	D:23/G:22
21762	Driveshaft	FORD	L:589/A:23/D:23
21765	Joint Kit	TOYOTA	A:26/F:24/O:56/X/ABS:48
21766	Boot Kit	TOYOTA	L:122/Ø1=25/Ø2=84
21767	Tripod	SKODA	G:30/Ø Tripodroller:32
21767	Tripod	VOLKSWAGEN	G:30/Ø Tripodroller:32
21768	Driveshaft	FORD	L:620/A:28/D:23
21769	Driveshaft	FORD	L:645/A:28/D:23
21770	Driveshaft	FORD	L:837/A:28/D:26
21771	Driveshaft	FORD	L:605/A:28/D:26
21772	Driveshaft	FORD	L:837/A:28/D:26
21777	Joint Kit	MAZDA	A:24/F:19/O:52/Z/ABS:44
21780	Boot Kit	MAZDA	L:83/Ø1=19/Ø2=67
21781	Driveshaft	FORD	L:509
21784	Boot Kit	BMW	L:123/Ø1=25/Ø2=107/with cap
21790	Joint Kit	MINI	A:25/F:29/DF:24.7/O:54/X/ABS:43
21791	Boot Kit	MINI	L:115/Ø1=24/Ø2=77
21797	Driveshaft	FORD	L:573/A:23/D:23
21798	Driveshaft	FORD	L:853.5/A:23/D:23
21799	Driveshaft	FORD	L:468
21800	Joint Kit	OPEL	A:22/F:28/DF:21.59/Z/ABS:29/Ø Joint:74
21800	Joint Kit	VAUXHALL	A:22/F:28/DF:21.59/Z/ABS:29/Ø Joint:74
21803	Driveshaft	PORSCHE	L:406
21806	Driveshaft	PORSCHE	L:485
21807	Boot Kit	OPEL	L:127/Ø1=22/Ø2=72
21807	Boot Kit	VAUXHALL	L:127/Ø1=22/Ø2=72
21808	Driveshaft	PORSCHE	L:486.5
21810	Driveshaft	PORSCHE	L:401.5
21812	Joint Kit	SKODA	A:33/F:30/O:53/X/ABS:45
21812	Joint Kit	VOLKSWAGEN	A:33/F:30/O:53/X/ABS:45
21813	Boot Kit	SKODA	L:112/Ø1=25/Ø2=88
21813	Boot Kit	VOLKSWAGEN	L:112/Ø1=25/Ø2=88
21818	Driveshaft	PORSCHE	L:531.5
21821	Joint Kit	PORSCHE	
21822	Joint Kit	OPEL	A:22/F:28/DF:21.59/X/ABS:29/Ø Joint:82



Part-No. / Teile-Nr.	Description / Bezeichnung	Car Manufacturer / Fahrzeughersteller	Technical Specifications / Technische Angaben
-------------------------	------------------------------	--	--

21823	Boot Kit	OPEL	L:122/Ø1=22/Ø2=79
21824	Joint Kit	CHEVROLET	A:22/F:29/O:52/Z/ABS:47
21824	Joint Kit	DAEWOO	A:22/F:29/O:52/Z/ABS:47
21825	Driveshaft	PORSCHE	L:692.5/A:28
21830	Driveshaft	PORSCHE	L:531.5
21834	Driveshaft	PORSCHE	L:618/A:28/ABS:45
21841	Driveshaft	PORSCHE	L:464
21842	Boot Kit	CHEVROLET	L:145/Ø1=23/Ø2=83
21842	Boot Kit	DAEWOO	L:145/Ø1=23/Ø2=83
21843	Joint Kit	TOYOTA	A:26/F:23/O:56/Z/ABS:48
21844	Boot Kit	TOYOTA	L:120/Ø1=24/Ø2=80
21845	Joint Kit	TOYOTA	A:24/F:26/O:58/X/ABS:48
21846	Boot Kit	TOYOTA	L:93/Ø1=21/Ø2=72
21847	Joint Kit	CHEVROLET	A:22/F:19/O:52/Z/ABS:47
21847	Joint Kit	DAEWOO	A:22/F:19/O:52/Z/ABS:47
21848	Boot Kit	CHEVROLET	L:106.2/Ø1=20.8/Ø2=70.6
21848	Boot Kit	DAEWOO	L:106.2/Ø1=20.8/Ø2=70.6
21850	Joint Kit	PORSCHE	
21854	Joint Kit	PORSCHE	G:25
21859	Joint w. Shaft	PORSCHE	L:516.5/A:28
21865	Joint Kit	CHEVROLET	A:22/F:22/O:52/Z/ABS:47
21865	Joint Kit	DAEWOO	A:22/F:22/O:52/Z/ABS:47
21866	Boot Kit	CHEVROLET	L:118/Ø1=23.5/Ø2=79
21866	Boot Kit	DAEWOO	L:118/Ø1=23.5/Ø2=79
21867	Boot Kit	BMW	L:76/Ø1=30/Ø2=44
21874	Joint w. Shaft	PORSCHE	L:679.5
21880	Joint Kit	PORSCHE	A:26/F:25/ABS:48
21888	Joint Kit	PORSCHE	G:25
21889	Joint Kit	PORSCHE	
21894	Driveshaft	PORSCHE	L:609
21895	Driveshaft	PORSCHE	L:473.5
21896	Joint Kit	PORSCHE	G:25
21897	Joint Kit	PORSCHE	G:28
21899	Boot Kit	BMW	L:74/Ø1=22/Ø2=52
21906	Joint Kit	SAAB	A:26/F:25/Z/ABS:94
21907	Joint Kit	SAAB	A:25/F:25
21909	Joint Kit	SAAB	A:25/F:25/ABS:46
21945	Joint Kit	VOLKSWAGEN	A:38/F:27/X

Part-No. / Teile-Nr.	Description / Bezeichnung	Car Manufacturer / Fahrzeughersteller	Technical Specifications / Technische Angaben
-------------------------	------------------------------	--	--

21946	Joint Kit	VOLKSWAGEN	A:38/F:27/X/ABS:48
21947	Joint Kit	CHEVROLET	A:33/F:29/O:52/Z/ABS:47
21947	Joint Kit	DAEWOO	A:33/F:29/O:52/Z/ABS:47
21948	Boot Kit	CHEVROLET	
21948	Boot Kit	DAEWOO	
21949	Joint Kit	CHEVROLET	A:33/F:32/O:52/Z/ABS:47
21949	Joint Kit	DAEWOO	A:33/F:32/O:52/Z/ABS:47
21955	Driveshaft	PEUGEOT	L:660/A:25/D:24/ABS:48
21956	Driveshaft	PEUGEOT	L:910/A:25/D:24/ABS:48
21957	Driveshaft	PEUGEOT	L:652/A:25/D:24/ABS:48
21958	Driveshaft	PEUGEOT	L:670/A:25/D:37/ABS:29
21959	Driveshaft	PEUGEOT	L:940/A:25/D:37/ABS:29
21960	Driveshaft	PEUGEOT	L:670/A:25/D:37/ABS:48
21961	Driveshaft	PEUGEOT	L:940/A:25/D:37/ABS:48
21962	Driveshaft	OPEL	L:672/A:27
21962	Driveshaft	RENAULT	L:672/A:27
21962	Driveshaft	VAUXHALL	L:672/A:27
21963	Driveshaft	OPEL	L:1018/A:27/D:39
21963	Driveshaft	RENAULT	L:1018/A:27/D:39
21963	Driveshaft	VAUXHALL	L:1018/A:27/D:39
21964	Driveshaft	CITROEN	L:680/A:25/D:24
21965	Driveshaft	CITROEN	L:960/A:25/D:24
21966	Driveshaft	CITROEN	L:670/A:25/D:24
21967	Driveshaft	CITROEN	L:640/A:25/D:37
21968	Driveshaft	CITROEN	L:964/A:25/D:37
21969	Driveshaft	CITROEN	L:650/A:25/D:37
21970	Driveshaft	CITROEN	L:957/A:25/D:37
21971	Driveshaft	CITROEN	L:620/A:25/D:37
21972	Driveshaft	CITROEN	L:934/A:25/D:37
21973	Driveshaft	CITROEN	L:620/A:25/D:37
21974	Driveshaft	CITROEN	L:934/A:25/D:37
21975	Joint Kit	HYUNDAI	A:25/F:22/O:50/Z/ABS:29
21976	Boot Kit	HYUNDAI	L:94/Ø1=20/Ø2=75
21977	Joint Kit	HYUNDAI	A:25/F:22/O:52.5/Z/ABS:48
21978	Boot Kit	HYUNDAI	L:94/Ø1=20/Ø2=75
21982	Driveshaft	BMW	L:467.5
21985	Joint w. Shaft	BMW	
21986	Joint w. Shaft	BMW	ABS:48

Part-No. / Teile-Nr.	Description / Bezeichnung	Car Manufacturer / Fahrzeughersteller	Technical Specifications / Technische Angaben
21989	Joint Kit	BMW	
21991	Joint Kit	BMW	
21992	Joint Kit	BMW	G:25/Ø Joint:100
21993	Boot Kit	CHEVROLET	L:149/Ø1=26.5/Ø2=89
21993	Boot Kit	DAEWOO	L:149/Ø1=26.5/Ø2=89
21996	Driveshaft	BMW	L:617
21998	Driveshaft	BMW	L:635/A:27/ABS:48
22000	Driveshaft	BMW	L:614/ABS:48
22004	Boot Kit	DAIHATSU	L:84/Ø1=21/Ø2=64
22004	Boot Kit	MAZDA	L:84/Ø1=21/Ø2=64
22006	Driveshaft	RENAULT	L:700/A:23/D:22
22007	Driveshaft	DACIA	L:660/A:20/K:23
22007	Driveshaft	RENAULT	L:660/A:20/K:23
22011	Driveshaft	RENAULT	L:740/A:21/D:22
22016	Driveshaft	RENAULT	L:670/A:20/K:23
22018	Driveshaft	RENAULT	L:685/A:20/K:23
22022	Driveshaft	RENAULT	L:695/A:23/K:23
22023	Driveshaft	RENAULT	L:710/A:23/K:23
22025	Driveshaft	RENAULT	L:695/A:23/K:23
22026	Driveshaft	RENAULT	L:715/A:23/K:23
22028	Driveshaft	RENAULT	L:725/A:23/K:27
22030	Driveshaft	RENAULT	L:895/A:32/K:31
22031	Driveshaft	RENAULT	L:631/A:21
22032	Driveshaft	RENAULT	L:631/A:21
22033	Driveshaft	RENAULT	L:740/A:21/K:23
22035	Driveshaft	RENAULT	L:710/A:21/K:23
22036	Driveshaft	RENAULT	L:598/A:21
22042	Driveshaft	RENAULT	L:611/A:21
22043	Driveshaft	RENAULT	L:700/A:21/K:23
22044	Driveshaft	RENAULT	L:598/A:21
22045	Driveshaft	RENAULT	L:710/A:21/K:23
22046	Driveshaft	RENAULT	L:598/A:21
22047	Driveshaft	RENAULT	L:705/A:21/K:23
22048	Driveshaft	RENAULT	L:740/A:21/K:23
22050	Driveshaft	RENAULT	L:730/A:23/K:23
22051	Driveshaft	RENAULT	L:730/A:23/K:27/ABS:48
22054	Driveshaft	RENAULT	L:715/A:19/K:25
22055	Driveshaft	RENAULT	L:840/A:32/K:27

Part-No. / Teile-Nr.	Description / Bezeichnung	Car Manufacturer / Fahrzeughersteller	Technical Specifications / Technische Angaben
22056	Driveshaft	RENAULT	L:730/A:23/K:23
22058	Driveshaft	RENAULT	L:730/A:23/K:27
22063	Driveshaft	RENAULT	L:745/A:21/K:23
22064	Driveshaft	RENAULT	L:645/A:21
22065	Driveshaft	DACIA	L:650/A:20/K:23
22066	Driveshaft	RENAULT	L:725/A:21/K:23
22067	Driveshaft	RENAULT	L:645/A:21
22068	Driveshaft	RENAULT	L:740/A:21/K:23
22069	Driveshaft	RENAULT	L:638/A:21
22070	Driveshaft	RENAULT	L:730/A:21/K:23
22071	Driveshaft	RENAULT	L:651/A:21
22072	Driveshaft	RENAULT	L:640/A:21
22074	Driveshaft	RENAULT	L:715/A:23/K:23
22075	Driveshaft	RENAULT	L:715/A:23/K:27
22077	Driveshaft	OPEL	L:725/A:25/K:27
22077	Driveshaft	RENAULT	L:725/A:25/K:27
22077	Driveshaft	VAUXHALL	L:725/A:25/K:27
22079	Boot Kit	SUZUKI	L:84/Ø1=21/Ø2=64
22082	Driveshaft	RENAULT	L:710/A:21/K:23
22083	Driveshaft	RENAULT	L:710/A:21/K:23
22084	Driveshaft	RENAULT	L:608/A:21
22085	Driveshaft	RENAULT	L:619/A:21
22086	Driveshaft	RENAULT	L:700/A:21/K:23
22087	Driveshaft	RENAULT	L:608/A:21
22088	Driveshaft	RENAULT	L:608/A:21
22089	Driveshaft	RENAULT	L:619/A:21
22090	Driveshaft	RENAULT	L:745/A:21/K:23
22103	Joint Kit	SAAB	A:30/F:25
22104	Tripod	SAAB	G:23/Ø Tripodroller:33.95
22106	Boot Kit	FORD	L:85/Ø1=21/Ø2=69.5
22106	Boot Kit	MAZDA	L:85/Ø1=21/Ø2=69.5
22106	Boot Kit	NISSAN	L:85/Ø1=21/Ø2=69.5
22107	Tripod	SAAB	G:25/Ø Tripodroller:37
22109	Joint Kit	SAAB	A:25/F:25
22110	Tripod	SAAB	G:25/Ø Tripodroller:33.95
22111	Driveshaft	CITROEN	L:666/A:21/D:22
22112	Driveshaft	CITROEN	L:858/A:21/D:22
22113	Driveshaft	CITROEN	L:660/A:21/D:22

Part-No. / Teile-Nr.	Description / Bezeichnung	Car Manufacturer / Fahrzeughersteller	Technical Specifications / Technische Angaben
----------------------	---------------------------	---------------------------------------	---

22114	Driveshaft	CITROEN	L:858/A:21/D:22
22115	Driveshaft	CITROEN	L:653/A:21/D:22
22116	Driveshaft	CITROEN	L:866/A:21/D:22
22117	Driveshaft	CITROEN	L:648/A:21/D:24
22118	Driveshaft	CITROEN	L:870/A:21/D:24
22119	Driveshaft	CITROEN	L:637/A:21/D:26
22120	Driveshaft	CITROEN	L:772/A:21/K:26
22121	Joint Kit	CITROEN	A:21/F:21/O:48.8/X
22121	Joint Kit	PEUGEOT	A:21/F:21/O:48.8/X
22122	Boot Kit	PEUGEOT	L:112/Ø1=30.5/Ø2=74.8
22123	Boot Kit	HYUNDAI	L:86/Ø1=20/Ø2=82
22123	Boot Kit	NISSAN	L:86/Ø1=20/Ø2=82
22124	Boot Kit	NISSAN	L:95/Ø1=22/Ø2=85
22125	Driveshaft	RENAULT	L:828/A:23/K:23/ABS:44/with bearing
22126	Driveshaft	RENAULT	L:828/A:23/K:23
22127	Driveshaft	RENAULT	L:593/A:23
22128	Driveshaft	RENAULT	L:979/A:23/D:39
22130	Driveshaft	RENAULT	L:715/A:23/K:23/ABS:92
22131	Driveshaft	RENAULT	L:730/A:23/K:23/ABS:48
22132	Driveshaft	RENAULT	L:750/A:23/K:23
22133	Driveshaft	RENAULT	L:701/A:23
22134	Driveshaft	RENAULT	L:750/A:21/K:23
22135	Driveshaft	RENAULT	L:701/A:21
22136	Driveshaft	RENAULT	L:750/A:23/K:23/ABS:44/without bearing
22137	Driveshaft	RENAULT	L:701/A:23/ABS:44
22146	Driveshaft	RENAULT	L:657/A:23
22147	Driveshaft	RENAULT	L:657/A:23/ABS:44
22148	Boot Kit	SUZUKI	L:94/Ø1=23/Ø2=84
22149	Boot Kit	KIA	L:86/Ø1=23/Ø2=73
22149	Boot Kit	MAZDA	L:86/Ø1=23/Ø2=73
22150	Joint Kit	SUBARU	A:30/F:22/DF:22.65/O:52/Z
22151	Joint Kit	SUBARU	A:30/F:22/DF:22.65/O:52/Z
22154	Joint Kit	SUBARU	A:30/F:23/DF:24.56/O:52/Z
22155	Joint w. Shaft	SUBARU	L:614/A:30/O:52
22160	Joint Kit	SUBARU	G:22/K:23
22162	Joint Kit	SUBARU	A:30/F:22/DF:22.65/O:58/Z
22164	Joint Kit	SUBARU	A:30/F:25/DF:260/O:58/Z
22166	Joint Kit	SUBARU	A:30/F:23/DF:24.56/O:58/Z

Part-No. / Teile-Nr.	Description / Bezeichnung	Car Manufacturer / Fahrzeughersteller	Technical Specifications / Technische Angaben
----------------------	---------------------------	---------------------------------------	---

22168	Joint Kit	SUBARU	G:23/K:23
22170	Driveshaft	SUBARU	L:714/A:30/K:25
22172	Driveshaft	SUBARU	L:714.5/A:30/K:23
22175	Joint Kit	SUBARU	A:27/F:30/DF:23.20/O:56/Z
22177	Joint Kit	SUBARU	A:27/F:22/DF:22.66/O:56/Z
22179	Joint Kit	SUBARU	A:27/F:25/DF:25.84/O:56/Z
22183	Joint Kit	SUBARU	A:24/F:22/DF:22.50/O:50/Z
22184	Joint Kit	SUBARU	A:24/F:21/DF:22.80/O:50/Z
22185	Joint Kit	SUBARU	A:27/F:21/DF:21.50/O:50/Z
22197	Joint Kit	CHEVROLET	A:33/F:29/O:52/Z/ABS:47
22197	Joint Kit	DAEWOO	A:33/F:29/O:52/Z/ABS:47
22198	Boot Kit	CHEVROLET	L:145/Ø1=23/Ø2=83
22198	Boot Kit	DAEWOO	L:145/Ø1=23/Ø2=83
22199	Joint Kit	CHEVROLET	A:28/F:32/O:56/Z
22199	Joint Kit	DAEWOO	A:28/F:32/O:56/Z
22200	Boot Kit	CHEVROLET	L:149/Ø1=26.5/Ø2=89
22200	Boot Kit	DAEWOO	L:149/Ø1=26.5/Ø2=89
22203	Joint Kit	FIAT	A:22/F:22/DF:22.68/O:51/Z
22204	Boot Kit	FIAT	L:87/Ø1=22/Ø2=78
22208	Joint Kit	FIAT	A:25/F:24/DF:24.8/O:51/Z
22209	Boot Kit	FIAT	L:122/Ø1=24.65/Ø2=82.5
22209	Boot Kit	LANCIA	L:122/Ø1=24.65/Ø2=82.5
22212	Joint Kit	FIAT	A:25/F:26/DF:26.9/Z
22213	Joint Kit	FIAT	A:25/F:26/DF:26.9/O:51/Z
22214	Joint Kit	FIAT	A:25/F:25/DF:25.84/O:51/Z
22215	Boot Kit	FIAT	L:98/Ø1=27/Ø2=86
22216	Boot Kit	NISSAN	L:94/Ø1=23/Ø2=96
22244	Boot Kit	OPEL	L:91/Ø1=26/Ø2=78
22251	Joint Kit	FIAT	A:25/F:24/DF:24.8/O:51/Z
22252	Joint Kit	FIAT	A:25/F:24/DF:24.8/O:51/Z
22253	Driveshaft	FORD	L:513/A:38/ABS:48
22253	Driveshaft	SEAT	L:513/A:38/ABS:48
22253	Driveshaft	VOLKSWAGEN	L:513/A:38/ABS:48
22254	Driveshaft	FORD	L:577/A:38/ABS:48
22254	Driveshaft	SEAT	L:577/A:38/ABS:48
22254	Driveshaft	VOLKSWAGEN	L:577/A:38/ABS:48
22255	Driveshaft	AUDI	L:607/A:33/ABS:45
22255	Driveshaft	VOLKSWAGEN	L:607/A:33/ABS:45

Part-No. / Teile-Nr.	Description / Bezeichnung	Car Manufacturer / Fahrzeughersteller	Technical Specifications / Technische Angaben
22256	Driveshaft	AUDI	L:628/A:33/ABS:45
22256	Driveshaft	VOLKSWAGEN	L:628/A:33/ABS:45
22258	Joint Kit	MERCEDES-BENZ	A:24/F:27/DF:21.4/O:57/X/ABS:48
22259	Boot Kit	MERCEDES-BENZ	L:117/Ø1=33/Ø2=82
22260	Joint Kit	MERCEDES-BENZ	A:24/F:27/DF:21.4/O:57/X/ABS:48
22261	Boot Kit	MERCEDES-BENZ	L:111/Ø1=26.5/Ø2=82
22262	Joint Kit	MERCEDES-BENZ	A:24/F:27/DF:21.4/O:57/X/ABS:48
22263	Boot Kit	MERCEDES-BENZ	L:114/Ø1=33/Ø2=76
22264	Joint Kit	MERCEDES-BENZ	A:24/F:27/DF:21.4/O:57/X/ABS:48
22265	Boot Kit	MERCEDES-BENZ	L:109/Ø1=26.5/Ø2=76
22267	Driveshaft	SEAT	L:805/A:36
22267	Driveshaft	SKODA	L:805/A:36
22267	Driveshaft	VOLKSWAGEN	L:805/A:36
22268	Joint Kit	CITROEN	A:21/F:21/O:48.8/X
22269	Boot Kit	CITROEN	L:116/Ø1=22/Ø2=73
22270	Joint Kit	PEUGEOT	A:21/F:22/O:50/X/ABS:48
22271	Joint Kit	PEUGEOT	A:25/F:22/O:58.5/X
22273	Joint Kit	PEUGEOT	A:25/F:22/O:58.5/X/ABS:48
22274	Joint Kit	RENAULT	A:27/F:26/O:56.5
22275	Boot Kit	RENAULT	L:125/Ø1=27/Ø2=89
22276	Joint Kit	PEUGEOT	A:25/F:22/O:58.7/Z
22278	Boot Kit	RENAULT	L:190/Ø1=23/Ø2=81.5/with cap
22279	Boot Kit	OPEL	L:105/Ø1=22/Ø2=67
22280	Boot Kit	OPEL	L:93/Ø1=22/Ø2=66
22280	Boot Kit	VAUXHALL	L:93/Ø1=22/Ø2=66
22281	Boot Kit	OPEL	L:93/Ø1=18/Ø2=64
22281	Boot Kit	VAUXHALL	L:93/Ø1=18/Ø2=64
22282	Boot Kit	CITROEN	L:84/Ø1=18/Ø2=59
22282	Boot Kit	FORD	L:84/Ø1=18/Ø2=59
22282	Boot Kit	MAZDA	L:84/Ø1=18/Ø2=59
22282	Boot Kit	OPEL	L:84/Ø1=18/Ø2=59
22282	Boot Kit	SUZUKI	L:84/Ø1=18/Ø2=59
22282	Boot Kit	VAUXHALL	L:84/Ø1=18/Ø2=59
22283	Boot Kit	RENAULT	L:88/Ø1=28/Ø2=74
22284	Boot Kit	RENAULT	L:103.5/Ø1=24/Ø2=72
22285	Boot Kit	HYUNDAI	L:93/Ø1=21/Ø2=62
22286	Boot Kit	AUDI	L:116/Ø1=24/Ø2=70
22286	Boot Kit	SEAT	L:116/Ø1=24/Ø2=70

Part-No. / Teile-Nr.	Description / Bezeichnung	Car Manufacturer / Fahrzeughersteller	Technical Specifications / Technische Angaben
22286	Boot Kit	VOLKSWAGEN	L:116/Ø1=24/Ø2=70
22287	Boot Kit	TOYOTA	L:94/Ø1=21/Ø2=62
22288	Boot Kit	OPEL	L:103/Ø1=20/Ø2=70
22288	Boot Kit	SUZUKI	L:103/Ø1=20/Ø2=70
22288	Boot Kit	VAUXHALL	L:103/Ø1=20/Ø2=70
22289	Boot Kit	NISSAN	L:93/Ø1=22/Ø2=89
22290	Boot Kit	OPEL	L:110/Ø1=25/Ø2=87
22290	Boot Kit	VAUXHALL	L:110/Ø1=25/Ø2=87
22291	Boot Kit	FIAT	L:110/Ø1=26/Ø2=87
22291	Boot Kit	OPEL	L:110/Ø1=26/Ø2=87
22291	Boot Kit	VAUXHALL	L:110/Ø1=26/Ø2=87
22292	Boot Kit	RENAULT	L:140/Ø1=28/Ø2=88
22293	Boot Kit	FORD	L:111/Ø1=31/Ø2=71
22294	Boot Kit	FORD	L:97/Ø1=22/Ø2=69
22295	Boot Kit	FORD	L:99/Ø1=28/Ø2=69
22296	Boot Kit	FORD	L:102/Ø1=28/Ø2=82
22297	Boot Kit	FORD	L:112/Ø1=24.5/Ø2=71.3
22298	Boot Kit	FORD	L:101/Ø1=25.5/Ø2=89
22299	Boot Kit	FORD	L:112/Ø1=24/Ø2=76
22300	Boot Kit	FORD	L:101/Ø1=21.5/Ø2=76
22302	Boot Kit	SEAT	L:84/Ø1=19/Ø2=65
22303	Boot Kit	FORD	L:90/Ø1=24/Ø2=89
22304	Boot Kit	HONDA	L:88/Ø1=20/Ø2=76
22306	Joint Kit	TOYOTA	A:26/F:23/DF:22.80/O:56/X
22307	Joint Kit	TOYOTA	A:26/F:24/DF:23.30/O:56/X
22310	Joint	TOYOTA	A:30/F:27/DF:27.95/X
22311	Joint Kit	TOYOTA	A:26/F:23/DF:22.80/O:56/X
22312	Joint Kit	TOYOTA	A:23/F:23/DF:22.80/O:56/X
22313	Joint Kit	TOYOTA	A:26/F:25/DF:25.85/O:56/X
22314	Driveshaft	RENAULT	L:640/A:23/D:26/ABS:44
22315	Driveshaft	RENAULT	L:649/A:21/ABS:44/Ø Tripodroller:30
22316	Driveshaft	RENAULT	L:812/A:23/K:23/ABS:44/without bearing
22317	Driveshaft	RENAULT	L:755/A:23/K:23/ABS:44/without bearing
22318	Driveshaft	RENAULT	L:655/A:23/ABS:44/Ø Tripodroller:30
22319	Driveshaft	RENAULT	L:677/A:23/ABS:44/Tripodroller:30
22320	Driveshaft	RENAULT	L:782/A:23/K:23/ABS:44/without bearing
22321	Driveshaft	RENAULT	L:780/A:23/K:23/ABS:44/without bearing
22322	Driveshaft	RENAULT	L:746/A:23/K:23/ABS:44/without bearing

Part-No. / Teile-Nr.	Description / Bezeichnung	Car Manufacturer / Fahrzeughersteller	Technical Specifications / Technische Angaben
----------------------	---------------------------	---------------------------------------	---

22323	Driveshaft	RENAULT	L:652/A:21/ABS:44/Ø Tripodroller:30
22324	Driveshaft	RENAULT	L:745/A:21/K:23/O:57/ABS:44
22325	Driveshaft	RENAULT	L:650/A:23/ABS:44/Ø Tripodroller:30
22326	Driveshaft	RENAULT	L:750/A:23/K:23
22327	Driveshaft	RENAULT	L:635/A:27/Ø Tripodroller:37
22328	Driveshaft	RENAULT	L:968/A:27/D:39
22330	Driveshaft	RENAULT	L:705/A:27/D:26
22331	Driveshaft	RENAULT	L:722/A:27/Ø Tripodroller:30
22333	Driveshaft	RENAULT	L:795/A:27/K:23
22334	Driveshaft	RENAULT	L:705/A:27/D:26
22335	Driveshaft	RENAULT	L:830/A:27/K:23
22336	Driveshaft	RENAULT	L:980/A:27/D:26
22337	Driveshaft	RENAULT	L:1050/A:27/D:38
22338	Driveshaft	RENAULT	L:620/A:23/Ø Tripodroller:37
22339	Driveshaft	RENAULT	L:930/A:23/D:39
22340	Driveshaft	RENAULT	L:592/A:23/Ø Tripodroller:37
22341	Driveshaft	RENAULT	L:593/A:23/Ø Tripodroller:38
22342	Driveshaft	RENAULT	L:925/A:23/D:37
22343	Driveshaft	RENAULT	L:987/A:23/D:39
22344	Boot Kit	HONDA	L:95/Ø1=27/Ø2=84
22345	Boot Kit	KIA	L:101.5/Ø1=22/Ø2=84
22346	Boot Kit	HONDA	L:99/Ø1=25/Ø2=84
22346	Boot Kit	HYUNDAI	L:99/Ø1=25/Ø2=84
22346	Boot Kit	KIA	L:99/Ø1=25/Ø2=84
22347	Boot Kit	NISSAN	L:97/Ø1=22/Ø2=81
22348	Joint Kit	HONDA	A:26/F:30/DF:23.35/O:49/Z
22349	Joint Kit	ACURA	A:26/F:32/DF:24.95/O:55/Z/ABS:50
22349	Joint Kit	HONDA	A:26/F:32/DF:24.95/O:55/Z/ABS:50
22350	Joint Kit	HONDA	A:26/F:32/DF:24.95/Z/ABS:100
22351	Joint Kit	HONDA	A:26/F:32/DF:24.95/O:49/Z/ABS:50
22352	Joint Kit	HONDA	A:28/F:32/DF:24.95/O:60/Z/ABS:50
22353	Joint Kit	HONDA	A:26/F:30/DF:23.35/O:55/Z
22354	Joint Kit	HONDA	A:26/F:32/DF:24.95/O:55/Z
22355	Joint Kit	HONDA	A:28/F:32/DF:24.95/O:60/Z
22356	Joint Kit	ACURA	A:28/F:34/DF:26.52/O:60/Z
22356	Joint Kit	HONDA	A:28/F:34/DF:26.52/O:60/Z
22360	Joint Kit	HONDA	A:26/F:30/DF:23.35/O:49/Z
22365	Joint Kit	ACURA	A:26/F:32/DF:24.95/O:55/Z

Part-No. / Teile-Nr.	Description / Bezeichnung	Car Manufacturer / Fahrzeughersteller	Technical Specifications / Technische Angaben
----------------------	---------------------------	---------------------------------------	---

22365	Joint Kit	HONDA	A:26/F:32/DF:24.95/O:55/Z
22368	Joint w. Shaft	AUDI	L:438.5
22369	Joint w. Shaft	AUDI	L:513.5
22396	Driveshaft	AUDI	L:661/A:38/ABS:45
22402	Driveshaft	AUDI	L:655.5/A:26/ABS:96
22405	Joint Kit	VOLKSWAGEN	
22406	Joint Kit	VOLKSWAGEN	
22407	Joint Kit	VOLKSWAGEN	
22413	Driveshaft	VOLKSWAGEN	L:537.5/A:22
22414	Driveshaft	VOLKSWAGEN	L:750/A:22
22415	Driveshaft	VOLKSWAGEN	L:471
22419	Driveshaft	VOLKSWAGEN	L:411.5
22426	Boot Kit	MITSUBISHI	L:99/Ø1=25/Ø2=84
22428	Driveshaft	VOLKSWAGEN	L:744/A:22
22431	Driveshaft	VOLKSWAGEN	L:543
22435	Driveshaft	VOLKSWAGEN	L:750/A:22
22437	Driveshaft	SEAT	L:763.5/A:22
22437	Driveshaft	VOLKSWAGEN	L:763.5/A:22
22444	Joint w. Shaft	AUDI	L:601
22448	Driveshaft	AUDI	L:658/A:38/ABS:45
22451	Boot Kit	VOLKSWAGEN	L:98/Ø1=21/Ø2=100/with cap
22452	Joint Kit	VOLKSWAGEN	A:20/F:30
22454	Joint Kit	VOLKSWAGEN	A:22/F:30/Z
22455	Joint Kit	SEAT	G:33:/Ø Joint:92
22455	Joint Kit	VOLKSWAGEN	G:33:/Ø Joint:92
22457	Joint Kit	VOLKSWAGEN	A:22/F:30/X
22458	Joint Kit	AUDI	A:22/F:30/X
22458	Joint Kit	VOLKSWAGEN	A:22/F:30/X
22461	Joint Kit	SEAT	A:22/F:30
22461	Joint Kit	VOLKSWAGEN	A:22/F:30
22462	Driveshaft	SEAT	L:559.5/A:22
22462	Driveshaft	VOLKSWAGEN	L:559.5/A:22
22463	Driveshaft	VOLKSWAGEN	L:772.5/A:22
22466	Driveshaft	SEAT	L:537.5/A:22
22466	Driveshaft	VOLKSWAGEN	L:537.5/A:22
22467	Driveshaft	SEAT	L:772.5/A:22
22467	Driveshaft	VOLKSWAGEN	L:772.5/A:22
22468	Driveshaft	VOLKSWAGEN	L:608/A:22

Part-No. / Teile-Nr.	Description / Bezeichnung	Car Manufacturer / Fahrzeughersteller	Technical Specifications / Technische Angaben
22469	Joint Kit	VOLKSWAGEN	A:20/F:30
22470	Driveshaft	VOLKSWAGEN	L:726.5/A:20
22471	Driveshaft	AUDI	L:476/A:20
22471	Driveshaft	VOLKSWAGEN	L:476/A:20
22472	Driveshaft	AUDI	L:727/A:20
22472	Driveshaft	VOLKSWAGEN	L:727/A:20
22473	Driveshaft	AUDI	L:641/A:22
22473	Driveshaft	VOLKSWAGEN	L:641/A:22
22477	Driveshaft	VOLKSWAGEN	L:536.5
22478	Driveshaft	VOLKSWAGEN	L:517.5
22479	Driveshaft	VOLKSWAGEN	L:565.5
22485	Driveshaft	AUDI	L:574/A:22/ABS:96
22486	Joint Kit	AUDI	G:33
22487	Joint Kit	AUDI	G:33
22491	Driveshaft	AUDI	L:692/A:26
22494	Joint Kit	SEAT	A:22/F:30/O:53
22494	Joint Kit	VOLKSWAGEN	A:22/F:30/O:53
22495	Driveshaft	SEAT	L:529.5/A:22
22495	Driveshaft	VOLKSWAGEN	L:529.5/A:22
22497	Joint Kit	AUDI	G:33/Ø Joint:100
22497	Joint Kit	SEAT	G:33/Ø Joint:100
22497	Joint Kit	SKODA	G:33/Ø Joint:100
22497	Joint Kit	VOLKSWAGEN	G:33/Ø Joint:100
22498	Joint Kit	AUDI	G:33/Ø Joint:100
22498	Joint Kit	SEAT	G:33/Ø Joint:100
22498	Joint Kit	SKODA	G:33/Ø Joint:100
22498	Joint Kit	VOLKSWAGEN	G:33/Ø Joint:100
22502	Driveshaft	AUDI	L:582/A:33
22504	Driveshaft	AUDI	L:582/A:33
22505	Driveshaft	AUDI	L:568/A:33/Ø Joint:100
22508	Driveshaft	AUDI	L:568/A:33
22514	Driveshaft	AUDI	L:628/A:33
22518	Driveshaft	AUDI	L:522.5/A:33
22522	Joint Kit	AUDI	G:33
22522	Joint Kit	VOLKSWAGEN	G:33
22531	Driveshaft	AUDI	L:622/A:38/ABS:45
22532	Driveshaft	AUDI	L:660/A:38/ABS:45
22537	Driveshaft	AUDI	L:568/A:33/ABS:45/Ø Joint:100

Part-No. / Teile-Nr.	Description / Bezeichnung	Car Manufacturer / Fahrzeughersteller	Technical Specifications / Technische Angaben
22538	Driveshaft	AUDI	L:582/A:33/ABS:45
22541	Joint Kit	AUDI	A:38/F:30/O:59/X/ABS:45
22542	Joint Kit	AUDI	A:22/F:30/X/ABS:96
22543	Joint Kit	AUDI	A:33/F:30
22544	Joint Kit	AUDI	A:33/F:30/ABS:45
22545	Joint Kit	AUDI	G:33
22545	Joint Kit	VOLKSWAGEN	G:33
22546	Joint Kit	AUDI	A:22/F:30/X
22547	Joint Kit	AUDI	A:22/F:30/X/ABS:96
22548	Joint Kit	AUDI	A:33/F:30/X/ABS:96
22550	Joint Kit	AUDI	A:33/F:30/X/ABS:45
22551	Joint Kit	AUDI	A:33/F:30/X
22552	Joint Kit	AUDI	A:38/F:30/O:64/X/ABS:45
22553	Boot Kit	AUDI	L:84/Ø1=20/Ø2=76
22554	Boot Kit	AUDI	L:102/Ø1=22/Ø2=83
22554	Boot Kit	VOLKSWAGEN	L:102/Ø1=22/Ø2=83
22555	Boot Kit	AUDI	L:102/Ø1=22/Ø2=83
22556	Joint w. Shaft	AUDI	L:565.5
22560	Joint Kit	AUDI	A:38/F:25/O:59/Z
22562	Driveshaft	AUDI	L:635.5/A:38/ABS:45
22566	Joint Kit	AUDI	A:38/F:25/O:59/Z/ABS:45
22567	Driveshaft	AUDI	L:610/A:38/ABS:45
22568	Joint Kit	AUDI	A:38/F:28/O:59/Z/ABS:45
22572	Joint Kit	AUDI	A:26/F:25/ABS:45
22581	Joint Kit	AUDI	A:38/F:25/O:59/Z/ABS:45
22589	Driveshaft	AUDI	L:622.5/A:38/ABS:45
22590	Driveshaft	AUDI	L:658/A:38/ABS:45
22591	Joint Kit	AUDI	A:38/F:27/O:59/X/ABS:45
22592	Joint w. Shaft	AUDI	L:597
22600	Joint Kit	SEAT	A:22/F:30/X
22600	Joint Kit	VOLKSWAGEN	A:22/F:30/X
22618	Driveshaft	AUDI	L:499.5/A:38/ABS:45
22619	Driveshaft	AUDI	L:574.5/A:38/ABS:45
22621	Joint w. Shaft	AUDI	L:513.5
22622	Driveshaft	VOLKSWAGEN	L:789.5/A:22/Ø Joint diff.: 100
22625	Driveshaft	VOLKSWAGEN	L:583.5/A:22
22628	Driveshaft	VOLKSWAGEN	L:782/A:22
22630	Driveshaft	VOLKSWAGEN	L:794/A:22/Ø Joint diff.:90

Part-No. / Teile-Nr.	Description / Bezeichnung	Car Manufacturer / Fahrzeughersteller	Technical Specifications / Technische Angaben
-------------------------	------------------------------	--	--

22631	Joint Kit	AUDI	G:33/Ø Joint:90
22632	Joint Kit	AUDI	G:33/Ø Joint:100
22637	Driveshaft	AUDI	L:581.5/A:38/ABS:45
22639	Joint Kit	AUDI	A:38/F:27/X/ABS:45
22640	Joint w. Shaft	AUDI	L:507
22641	Joint w. Shaft	AUDI	L:520.5
22648	Joint w. Shaft	AUDI	L:472.5
22649	Joint w. Shaft	AUDI	L:423.5
22662	Joint w. Shaft	AUDI	L:565.5
22664	Joint w. Shaft	AUDI	L:477
22666	Driveshaft	AUDI	L:568/A:33/ABS:45/Ø Joint:90
22669	Joint Kit	SEAT	A:22/F:30
22669	Joint Kit	VOLKSWAGEN	A:22/F:30
22670	Joint Kit	VOLKSWAGEN	A:22/F:30/X
22672	Driveshaft	VOLKSWAGEN	L:783
22673	Driveshaft	VOLKSWAGEN	L:550
22675	Driveshaft	AUDI	L:614.5/A:38
22678	Driveshaft	AUDI	L:594/A:33/ABS:45
22678	Driveshaft	VOLKSWAGEN	L:594/A:33/ABS:45
22679	Driveshaft	AUDI	L:506/A:33/ABS:45
22679	Driveshaft	VOLKSWAGEN	L:506/A:33/ABS:45
22681	Joint Kit	AUDI	A:33/F:30/X/ABS:45
22681	Joint Kit	SKODA	A:33/F:30/X/ABS:45
22681	Joint Kit	VOLKSWAGEN	A:33/F:30/X/ABS:45
22682	Driveshaft	AUDI	L:632.5/A:33/ABS:45
22682	Driveshaft	VOLKSWAGEN	L:632.5/A:33/ABS:45
22683	Driveshaft	AUDI	L:610.5/A:33/ABS:45
22683	Driveshaft	VOLKSWAGEN	L:610.5/A:33/ABS:45
22684	Driveshaft	AUDI	L:631.5/A:33/ABS:45
22684	Driveshaft	SKODA	L:631.5/A:33/ABS:45
22684	Driveshaft	VOLKSWAGEN	L:631.5/A:33/ABS:45
22685	Driveshaft	AUDI	L:609.5/A:33/ABS:45
22685	Driveshaft	SKODA	L:609.5/A:33/ABS:45
22685	Driveshaft	VOLKSWAGEN	L:609.5/A:33/ABS:45
22686	Driveshaft	AUDI	L:632.5/A:38/ABS:45
22686	Driveshaft	VOLKSWAGEN	L:632.5/A:38/ABS:45
22687	Driveshaft	AUDI	L:611/A:38/ABS:45
22687	Driveshaft	VOLKSWAGEN	L:611/A:38/ABS:45

Part-No. / Teile-Nr.	Description / Bezeichnung	Car Manufacturer / Fahrzeughersteller	Technical Specifications / Technische Angaben
-------------------------	------------------------------	--	--

22688	Driveshaft	AUDI	L:628.5/A:33/ABS:45
22688	Driveshaft	VOLKSWAGEN	L:628.5/A:33/ABS:45
22689	Driveshaft	AUDI	L:607/A:33/ABS:45
22689	Driveshaft	VOLKSWAGEN	L:607/A:33/ABS:45
22690	Joint Kit	MERCEDES-BENZ	A:27/F:28/O:56/Z
22695	Driveshaft	MERCEDES-BENZ	L:669/A:25
22697	Driveshaft	MERCEDES-BENZ	L:663/A:25
22701	Joint Kit	MERCEDES-BENZ	G:25
22702	Driveshaft	MERCEDES-BENZ	L:650/A:27/D:27
22703	Driveshaft	MERCEDES-BENZ	L:559.5/A:27
22704	Driveshaft	MERCEDES-BENZ	L:637/A:25
22710	Joint w. Shaft	MERCEDES-BENZ	L:671/A:25
22711	Joint Kit	MERCEDES-BENZ	A:26/F:28/O:62/Z/ABS:54
22712	Joint w. Shaft	MERCEDES-BENZ	L:597/A:25
22714	Joint Kit	MERCEDES-BENZ	G:25
22716	Driveshaft	MERCEDES-BENZ	L:730/A:30/K:30
22717	Driveshaft	MERCEDES-BENZ	L:569.5/A:25
22718	Driveshaft	MERCEDES-BENZ	L:606/A:25
22720	Boot Kit	SUZUKI	L:84/Ø1=21/Ø2=64
22721	Boot Kit	SUZUKI	L:94/Ø1=23/Ø2=75
22722	Boot Kit	TOYOTA	L:87/Ø1=25/Ø2=80
22747	Joint Kit	AUDI	A:38/F:30/X/ABS:45
22747	Joint Kit	VOLKSWAGEN	A:38/F:30/X/ABS:45
22748	Joint Kit	AUDI	A:33/F:30/ABS:45
22763	Joint Kit	AUDI	A:38/F:27/X/ABS:45
22763	Joint Kit	SKODA	A:38/F:27/X/ABS:45
22763	Joint Kit	VOLKSWAGEN	A:38/F:27/X/ABS:45
22773	Joint	AUDI	A:22/F:30/X
22773	Joint	VOLKSWAGEN	A:22/F:30/X
22793	Joint	VOLKSWAGEN	
22804	Joint Kit	AUDI	A:38/F:27/X/ABS:45
22806	Driveshaft	AUDI	L:568/A:33/Ø Joint:90
22807	Driveshaft	AUDI	L:582/A:33
22808	Driveshaft	AUDI	L:584.3/A:33/ABS:45
22809	Driveshaft	AUDI	L:579/A:33/ABS:45
22814	Driveshaft	AUDI	L:574.5/A:38/ABS:45
22817	Driveshaft	AUDI	L:628/A:33/ABS:45
22818	Driveshaft	AUDI	L:522.5/A:33/ABS:45

Part-No. / Teile-Nr.	Description / Bezeichnung	Car Manufacturer / Fahrzeughersteller	Technical Specifications / Technische Angaben
22824	Joint w. Shaft	AUDI	L:577.5
22824	Joint w. Shaft	VOLKSWAGEN	L:577.5
22825	Joint w. Shaft	AUDI	L:556
22825	Joint w. Shaft	VOLKSWAGEN	L:556
22826	Joint w. Shaft	AUDI	L:577
22826	Joint w. Shaft	VOLKSWAGEN	L:577
22827	Joint w. Shaft	AUDI	L:555
22827	Joint w. Shaft	VOLKSWAGEN	L:555
22828	Joint w. Shaft	AUDI	L:542.5
22828	Joint w. Shaft	VOLKSWAGEN	L:542.5
22829	Joint w. Shaft	AUDI	L:454.5
22829	Joint w. Shaft	VOLKSWAGEN	L:454.5
22832	Driveshaft	FIAT	L:470/A:25
22833	Driveshaft	FIAT	L:470/A:25
22834	Driveshaft	FIAT	L:470/A:25/ABS:44
22837	Driveshaft	FIAT	L:610/A:22
22838	Driveshaft	FIAT	L:935/A:22
22839	Driveshaft	FIAT	L:610/A:22/ABS:44
22840	Driveshaft	FIAT	L:935/A:22/ABS:44
22841	Driveshaft	FIAT	L:665/A:22/Ø Tripodroller:25.5
22842	Driveshaft	FIAT	L:535/A:22/Ø Tripodroller:29
22843	Driveshaft	FIAT	L:795/A:22/Ø Tripodroller:29
22844	Driveshaft	FIAT	L:555/A:22
22845	Driveshaft	FIAT	L:775/A:22
22846	Driveshaft	FIAT	L:585/A:22
22847	Driveshaft	FIAT	L:870/A:22
22848	Driveshaft	FIAT	L:585/A:22/ABS:44
22849	Driveshaft	FIAT	L:870/A:22/ABS:44
22850	Driveshaft	FIAT	L:475/A:25
22851	Driveshaft	FIAT	L:495/A:25
22852	Driveshaft	FIAT	L:475/A:25/ABS:44
22853	Driveshaft	FIAT	L:495/A:25/ABS:44
22854	Driveshaft	FIAT	L:635/A:22
22855	Driveshaft	FIAT	L:835/A:22
22856	Driveshaft	FIAT	L:635/A:22/ABS:44
22857	Driveshaft	FIAT	L:835/A:22/ABS:44
22858	Driveshaft	FIAT	L:570/A:22/O:46.5/Ø Tripodroller:32
22859	Driveshaft	FIAT	L:928/A:22/Ø Tripodroller:32

Part-No. / Teile-Nr.	Description / Bezeichnung	Car Manufacturer / Fahrzeughersteller	Technical Specifications / Technische Angaben
22860	Driveshaft	FIAT	L:570/A:22/ABS:44/Ø Tripodroller:32
22861	Driveshaft	FIAT	L:928/A:22/ABS:44/Ø Tripodroller:32
22862	Driveshaft	FIAT	L:465/A:25
22863	Driveshaft	FIAT	L:465/A:25/ABS:90
22864	Driveshaft	FIAT	L:465/A:25/ABS:44
22869	Driveshaft	FIAT	L:641/A:27/D:37
22869	Driveshaft	LANCIA	L:641/A:27/D:37
22870	Driveshaft	FIAT	L:955/A:27/D:37
22870	Driveshaft	LANCIA	L:955/A:27/D:37
22871	Driveshaft	FIAT	L:641/A:27/D:37/ABS:48
22871	Driveshaft	LANCIA	L:641/A:27/D:37/ABS:48
22872	Driveshaft	FIAT	L:955/A:27/D:37/ABS:48
22872	Driveshaft	LANCIA	L:955/A:27/D:37/ABS:48
22873	Driveshaft	FIAT	L:555/A:20/Ø Tripodroller:29
22874	Driveshaft	FIAT	L:870/A:20/Ø Tripodroller:29
22875	Driveshaft	FIAT	L:555/A:20/Ø Tripodroller:32
22876	Driveshaft	FIAT	L:870/A:20/Ø Tripodroller:32
22877	Driveshaft	FIAT	L:540/A:22/Ø Tripodroller:32
22878	Driveshaft	FIAT	L:878/A:22/Ø Tripodroller:32
22879	Driveshaft	FIAT	L:465/A:22
22881	Driveshaft	FIAT	L:495/A:22
22882	Driveshaft	FIAT	L:560/A:20/D:22
22885	Driveshaft	FIAT	L:845/A:20/D:22
22897	Driveshaft	FIAT	L:525/A:20/Ø Tripodroller:29
22897	Driveshaft	SEAT	L:525/A:20/Ø Tripodroller:29
22898	Driveshaft	FIAT	L:815/A:20/Ø Tripodroller:29
22898	Driveshaft	SEAT	L:815/A:20/Ø Tripodroller:29
22899	Driveshaft	FIAT	L:485/A:20
22899	Driveshaft	SEAT	L:485/A:20
22900	Joint Kit	VOLKSWAGEN	A:38/F:27/X
22901	Joint Kit	VOLKSWAGEN	A:38/F:27/X/ABS:48
22902	Joint Kit	VOLKSWAGEN	G:28
22903	Driveshaft	FIAT	L:600/A:25/ABS:44/Ø Tripodroller:32
22904	Driveshaft	FIAT	L:970/A:25/ABS:44/Ø Tripodroller:32
22909	Driveshaft	FIAT	L:575/A:22/Ø Tripodroller:28
22910	Driveshaft	FIAT	L:920/A:22/Ø Tripodroller:28
22911	Driveshaft	FIAT	L:558/A:22/Ø Tripodroller:32
22912	Driveshaft	FIAT	L:930/A:22/Ø Tripodroller:32



Part-No. / Teile-Nr.	Description / Bezeichnung	Car Manufacturer / Fahrzeughersteller	Technical Specifications / Technische Angaben
----------------------	---------------------------	---------------------------------------	---

22913	Driveshaft	FIAT	L:615/A:22/Ø Tripodroller:28
22914	Driveshaft	FIAT	L:880/A:22/Ø Tripodroller:28
22915	Driveshaft	FIAT	L:615/A:22/Ø Tripodroller:32
22916	Driveshaft	FIAT	L:880/A:22/Ø Tripodroller:32
22917	Driveshaft	FIAT	L:505/A:22
22918	Driveshaft	FIAT	L:525/A:22
22922	Driveshaft	FIAT	L:465/A:25
22923	Driveshaft	FIAT	L:495/A:25
22928	Driveshaft	RENAULT	L:656/A:23/ABS:44/Ø Tripodroller:30
22930	Driveshaft	VOLKSWAGEN	L:790.5/A:22
22931	Driveshaft	VOLKSWAGEN	L:557.5/A:22
22932	Joint w. Shaft	VOLKSWAGEN	L:679
22933	Joint w. Shaft	AUDI	L:450/Ø Joint:100/Ø bore:8.2
22933	Joint w. Shaft	VOLKSWAGEN	L:450/Ø Joint:100/Ø bore:8.2
22934	Joint	SUZUKI	A:26/F:22/O:28
22935	Joint Kit	SUZUKI	A:25/F:21/O:49/ABS:42
22936	Joint Kit	SUZUKI	A:25/F:19/O:49
22937	Joint Kit	SUZUKI	A:25/F:19/O:49/ABS:42
22938	Boot Kit	AUDI	L:112/Ø1=26/Ø2=86
22938	Boot Kit	VOLKSWAGEN	L:112/Ø1=26/Ø2=86
22939	Driveshaft	FIAT	L:680/A:20
22939	Driveshaft	SEAT	L:680/A:20
22940	Driveshaft	FIAT	L:600/A:25/Ø Tripodroller:32
22941	Driveshaft	FIAT	L:970/A:25/Ø Tripodroller:32
22942	Joint Kit	MITSUBISHI	A:25/F:30/O:54
22943	Joint Kit	MITSUBISHI	A:25/F:22/O:54
22944	Driveshaft	TOYOTA	
22945	Joint Kit	MAZDA	A:26/F:25/O:56
22946	Driveshaft	MAZDA	
22947	Driveshaft	MAZDA	
22948	Driveshaft	HONDA	
22949	Driveshaft	HONDA	
22950	Driveshaft	HONDA	A:26/ABS:50
22951	Driveshaft	HONDA	
22952	Joint Kit	HONDA	A:26/F:23/O:49
22953	Joint Kit	HONDA	A:26/F:32/O:55
22954	Joint Kit	NISSAN	A:29/F:27/O:35
22955	Joint Kit	NISSAN	A:27/F:25/O:56

Part-No. / Teile-Nr.	Description / Bezeichnung	Car Manufacturer / Fahrzeughersteller	Technical Specifications / Technische Angaben
----------------------	---------------------------	---------------------------------------	---

22956	Joint Kit	DAIHATSU	A:24/F:19/O:40
22957	Joint Kit	DAIHATSU	A:26/F:23/O:42
22958	Driveshaft	DAIHATSU	
22959	Driveshaft	DAIHATSU	
22960	Driveshaft	DAIHATSU	
22962	Joint Kit	HONDA	A:26/F:28/O:55
22964	Driveshaft	NISSAN	
22965	Joint Kit	KIA	A:24/F:21/O:52/X
22965	Joint Kit	MAZDA	A:24/F:21/O:52/X
22966	Joint Kit	MAZDA	A:28/F:30/DF:23.2/O:56/X/ABS:44
22967	Joint Kit	SUBARU	A:24/F:18/O:50
22968	Joint Kit	SUZUKI	
22969	Joint Kit	MAZDA	A:24/F:19/O:52
22970	Joint Kit	SUBARU	A:24/F:19/O:50
22971	Joint Kit	HONDA	A:26/F:32/O:55
22972	Joint	TOYOTA	A:30/F:27/O:33.5
22973	Joint	TOYOTA	A:30/F:24/O:33.5
22977	Boot Kit	FIAT	L:87/Ø1=23/Ø2=80.5
22978	Boot Kit	ALFA ROMEO	L:99/Ø1=27.5/Ø2=86
22979	Boot Kit	ALFA ROMEO	L:84/Ø1=25/Ø2=88
22980	Boot Kit	AUDI	L:76/Ø1=21/Ø2=90
22981	Boot Kit	BMW	L:78/Ø1=33/Ø2=54
22982	Boot Kit	BMW	L:57/Ø1=38/Ø2=69
22983	Boot Kit	NISSAN	L:98/Ø1=25/Ø2=75
22984	Boot Kit	NISSAN	L:84/Ø1=25/Ø2=88
22986	Boot Kit	DAIHATSU	L:93/Ø1=20/Ø2=74
22987	Boot Kit	SUZUKI	L:89/Ø1=19/Ø2=66
22988	Boot Kit	SUZUKI	L:88/Ø1=21/Ø2=74
22989	Boot Kit	SUZUKI	L:90/Ø1=20/Ø2=70
22992	Boot Kit	CITROEN	L:160/Ø1=33/Ø2=110
22992	Boot Kit	FIAT	L:160/Ø1=33/Ø2=110
22993	Boot Kit	CITROEN	L:112/Ø1=20.5/Ø2=70
22996	Joint Kit	MOSKVICH	A:25/F:25/Z
23001	Boot Kit	CITROEN	L:166/Ø1=19/with cap
23001	Boot Kit	PEUGEOT	L:166/Ø1=19/with cap
23001	Boot Kit	RENAULT	L:166/Ø1=19/with cap
23002	Boot Kit	PEUGEOT	L:202/Ø1=21/with cap
23003	Boot Kit	PEUGEOT	L:184/Ø1=21/with cap

Part-No. / Teile-Nr.	Description / Bezeichnung	Car Manufacturer / Fahrzeughersteller	Technical Specifications / Technische Angaben
23004	Boot Kit	RENAULT	L:135/Ø1=34/Ø2=72
23005	Boot Kit	DACIA	L:152/Ø1=34/Ø2=81
23005	Boot Kit	RENAULT	L:152/Ø1=34/Ø2=81
23006	Boot Kit	CITROEN	L:111/Ø1=17/Ø2=63
23006	Boot Kit	PEUGEOT	L:111/Ø1=17/Ø2=63
23006	Boot Kit	RENAULT	L:111/Ø1=17/Ø2=63
23007	Boot Kit	PEUGEOT	L:120/Ø1=28/Ø2=75.5
23007	Boot Kit	RENAULT	L:120/Ø1=28/Ø2=75.5
23016	Boot Kit	NISSAN	L:111/Ø1=28/Ø2=96
23017	Boot Kit	NISSAN	L:120/Ø1=24/Ø2=80
23018	Boot Kit	BMW	L:120/Ø1=26/Ø2=108/with cap
23024	Boot Kit	FORD	L:125/Ø1=27/Ø2=89
23024	Boot Kit	NISSAN	L:125/Ø1=27/Ø2=89
23024	Boot Kit	OPEL	L:125/Ø1=27/Ø2=89
23024	Boot Kit	VAUXHALL	L:125/Ø1=27/Ø2=89
23028	Boot Kit	NISSAN	L:91/Ø1=21/Ø2=74
23035	Boot Kit	FORD	L:122/Ø1=27.3/Ø2=89.9
23037	Boot Kit	CITROEN	L:111/Ø1=31/Ø2=74
23037	Boot Kit	MAZDA	L:111/Ø1=31/Ø2=74
23040	Boot Kit	RENAULT	L:83/Ø1=22/Ø2=84
23042	Boot Kit	FORD	L:135/Ø1=28/Ø2=87
23045	Boot Kit	OPEL	L:123/Ø1=23/Ø2=77
23045	Boot Kit	VAUXHALL	L:123/Ø1=23/Ø2=77
23047	Boot Kit	OPEL	L:125/Ø1=27/Ø2=89
23049	Boot Kit	CITROEN	L:172/Ø1=19/Ø2=78/with cap
23049	Boot Kit	FIAT	L:172/Ø1=19/Ø2=78/with cap
23049	Boot Kit	PEUGEOT	L:172/Ø1=19/Ø2=78/with cap
23050	Boot Kit	CITROEN	L:92/Ø1=23/Ø2=95
23054	Boot Kit	CITROEN	L:96/Ø1=22/Ø2=104
23057	Boot Kit	RENAULT	L:115/Ø1=28/Ø2=63
23059	Boot Kit	CITROEN	Ø1=19/Ø2=78
23061	Boot Kit	CITROEN	L:61/Ø1=42/Ø2=77
23062	Boot Kit	CITROEN	L:88/Ø1=18/Ø2=85
23063	Boot Kit	CITROEN	L:110/Ø1=23/Ø2=78
23064	Boot Kit	RENAULT	L:115/Ø1=20/Ø2=70
23065	Boot Kit	CITROEN	L:108/Ø1=19/Ø2=80
23065	Boot Kit	PEUGEOT	L:108/Ø1=19/Ø2=80
23069	Boot Kit	DAIHATSU	L:83/Ø1=19/Ø2=67

Part-No. / Teile-Nr.	Description / Bezeichnung	Car Manufacturer / Fahrzeughersteller	Technical Specifications / Technische Angaben
23069	Boot Kit	MARUTI	L:83/Ø1=19/Ø2=67
23069	Boot Kit	SUBARU	L:83/Ø1=19/Ø2=67
23069	Boot Kit	SUZUKI	L:83/Ø1=19/Ø2=67
23075	Boot Kit	HONDA	L:89/Ø1=21/Ø2=72
23075	Boot Kit	HYUNDAI	L:89/Ø1=21/Ø2=72
23075	Boot Kit	MAZDA	L:89/Ø1=21/Ø2=72
23082	Boot Kit	HYUNDAI	L:93/Ø1=21/Ø2=74
23082	Boot Kit	MITSUBISHI	L:93/Ø1=21/Ø2=74
23089	Boot Kit	PEUGEOT	L:124/Ø1=23/Ø2=83
23089	Boot Kit	RENAULT	L:124/Ø1=23/Ø2=83
23090	Boot Kit	OPEL	L:115/Ø1=24/Ø2=74
23090	Boot Kit	PEUGEOT	L:115/Ø1=24/Ø2=74
23090	Boot Kit	RENAULT	L:115/Ø1=24/Ø2=74
23090	Boot Kit	VAUXHALL	L:115/Ø1=24/Ø2=74
23091	Boot Kit	RENAULT	L:122/Ø1=28/Ø2=70
23098	Boot Kit	MERCEDES-BENZ	
23098	Boot Kit	RENAULT	
23103	Boot Kit	OPEL	L:110/Ø1=23/Ø2=78
23103	Boot Kit	VAUXHALL	L:110/Ø1=23/Ø2=78
23104	Boot Kit	OPEL	L:112/Ø1=23/Ø2=77
23104	Boot Kit	VAUXHALL	L:112/Ø1=23/Ø2=77
23107	Boot Kit	RENAULT	L:97/Ø1=23/Ø2=83
23109	Boot Kit	MERCEDES-BENZ	L:99/Ø1=23/Ø2=56
23110	Boot Kit	CITROEN	L:82/Ø1=19/Ø2=68
23110	Boot Kit	PEUGEOT	L:82/Ø1=19/Ø2=68
23111	Boot Kit	CITROEN	L:172/Ø1=19/Ø2=72/with cap
23111	Boot Kit	PEUGEOT	L:172/Ø1=19/Ø2=72/with cap
23112	Boot Kit	CITROEN	L:91/Ø1=20/Ø2=77
23112	Boot Kit	PEUGEOT	L:91/Ø1=20/Ø2=77
23114	Boot Kit	MERCEDES-BENZ	L:121/Ø1=26/Ø2=81
23114	Boot Kit	RENAULT	L:121/Ø1=26/Ø2=81
23115	Boot Kit	PEUGEOT	L:94/Ø1=22/Ø2=51
23119	Driveshaft	HONDA	L:896/A:23/O:49
23120	Driveshaft	HONDA	L:600/A:23/O:49
23124	Boot Kit	DAEWOO	L:106/Ø1:22/Ø2:78
23124	Boot Kit	OPEL	L:106/Ø1:22/Ø2:78
23124	Boot Kit	PONTIAC	L:106/Ø1:22/Ø2:78
23124	Boot Kit	VAUXHALL	L:106/Ø1:22/Ø2:78

Part-No. / Teile-Nr.	Description / Bezeichnung	Car Manufacturer / Fahrzeughersteller	Technical Specifications / Technische Angaben
-------------------------	------------------------------	--	--

23125	Boot Kit	CITROEN	Ø1=20.8
23125	Boot Kit	PEUGEOT	Ø1=20.8
23126	Boot Kit	CITROEN	Ø1=23.7
23126	Boot Kit	PEUGEOT	Ø1=23.7
23127	Boot Kit	CITROEN	Ø1=30
23127	Boot Kit	PEUGEOT	Ø1=30
23128	Boot Kit	CITROEN	Ø1=23.7
23128	Boot Kit	PEUGEOT	Ø1=23.7
23129	Boot Kit	RENAULT	L:126/Ø1=26.5/Ø2=82
23132	Boot Kit	MITSUBISHI	L:135/Ø1=23/Ø2=78
23132	Boot Kit	RENAULT	L:135/Ø1=23/Ø2=78
23134	Boot Kit	FORD	L:117/Ø1=26/Ø2=87
23135	Boot Kit	VOLKSWAGEN	L:102/Ø1=21/Ø2=67
23138	Boot Kit	MAZDA	L:117/Ø1=26/Ø2=84
23139	Boot Kit	MAZDA	L:97/Ø1=24/Ø2=81
23140	Boot Kit	KIA	L:111/Ø1=25/Ø2=82
23141	Boot Kit	MAZDA	L:116/Ø1=26/Ø2=79
23142	Boot Kit	MAZDA	L:109/Ø1=26.5/Ø2=81
23143	Boot Kit	MITSUBISHI	L:123/Ø1=27/Ø2=87
23144	Boot Kit	MITSUBISHI	L:116/Ø1=25/Ø2=81
23145	Boot Kit	MITSUBISHI	L:127/Ø1=25/Ø2=81
23146	Boot Kit	TOYOTA	L:118/Ø1=22/Ø2=78
23147	Boot Kit	TOYOTA	L:120/Ø1=24/Ø2=80
23148	Boot Kit	TOYOTA	L:115/Ø1=26/Ø2=87
23150	Driveshaft	SKODA	L:619/A:22/D:22
23150	Driveshaft	VOLKSWAGEN	L:619/A:22/D:22
23151	Driveshaft	SKODA	L:890.5/A:22/D:22
23151	Driveshaft	VOLKSWAGEN	L:890.5/A:22/D:22
23154	Joint Kit	SKODA	D:22
23154	Joint Kit	ZAZ	D:22
23155	Joint Kit	SKODA	D:22
23155	Joint Kit	VOLKSWAGEN	D:22
23157	Driveshaft	ZAZ	L:610/A:22/D:22
23158	Driveshaft	ZAZ	L:844/A:22/D:22
23159	Joint Kit	ZAZ	A:22/F:22/O:42/X
23160	Joint w. Shaft	ZAZ	D:22
23161	Joint w. Shaft	ZAZ	D:22
23162	Joint	MOSKVICH	A:25/F:25/Z

Part-No. / Teile-Nr.	Description / Bezeichnung	Car Manufacturer / Fahrzeughersteller	Technical Specifications / Technische Angaben
-------------------------	------------------------------	--	--

23166	Boot Kit	TOYOTA	L:116/Ø1=30/Ø2=95
23167	Boot Kit	TOYOTA	L:120/Ø1=24.5/Ø2=83
23168	Boot Kit	TOYOTA	L:105/Ø1=24/Ø2=81
23170	Boot Kit	ALFA ROMEO	L:82/Ø1=24/Ø2=91
23172	Boot Kit	ALFA ROMEO	L:70/Ø1=25/Ø2=57
23173	Boot Kit	SEAT	L:95/Ø1=22/Ø2=89
23174	Boot Kit	VOLKSWAGEN	L:83/Ø1=37/Ø2=82
23175	Boot Kit	SEAT	L:113/Ø1=21/Ø2=68
23175	Boot Kit	VOLKSWAGEN	L:113/Ø1=21/Ø2=68
23176	Boot Kit	AUDI	L:98/Ø1=24/Ø2=57
23176	Boot Kit	SEAT	L:98/Ø1=24/Ø2=57
23176	Boot Kit	SKODA	L:98/Ø1=24/Ø2=57
23176	Boot Kit	VOLKSWAGEN	L:98/Ø1=24/Ø2=57
23177	Boot Kit	AUDI	L:83/Ø1=21/Ø2=82
23178	Boot Kit	PORSCHE	L:81/Ø1=24/Ø2=62
23179	Boot Kit	CITROEN	L:84/Ø1=19/Ø2=60
23179	Boot Kit	FORD	L:84/Ø1=19/Ø2=60
23179	Boot Kit	MAZDA	L:84/Ø1=19/Ø2=60
23180	Boot Kit	BMW	L:74/Ø1=22/Ø2=52
23183	Boot Kit	CITROEN	L:85/Ø1=27.5/Ø2=62
23184	Boot Kit	DAIHATSU	L:87/Ø1=20/Ø2=67
23185	Boot Kit	DAIHATSU	L:87/Ø1=20/Ø2=67
23185	Boot Kit	HYUNDAI	L:87/Ø1=20/Ø2=67
23185	Boot Kit	TOYOTA	L:87/Ø1=20/Ø2=67
23186	Boot Kit	NISSAN	L:104/Ø1=22/Ø2=85
23187	Boot Kit	NISSAN	L:102/Ø1=23/Ø2=90
23188	Boot Kit	SUZUKI	L:90/Ø1=24/Ø2=76
23190	Boot Kit	FIAT	L:90/Ø1=24.5/Ø2=79
23191	Boot Kit	ALFA ROMEO	L:80/Ø1=24/Ø2=60
23192	Boot Kit	FIAT	L:93/Ø1=20/Ø2=61
23193	Boot Kit	FORD	L:103/Ø1=24/Ø2=88
23195	Boot Kit	FORD	L:100/Ø1=27/Ø2=86
23196	Boot Kit	HONDA	L:86/Ø1=20/Ø2=66
23197	Boot Kit	HONDA	L:99/Ø1=25/Ø2=84
23198	Boot Kit	HONDA	L:89/Ø1=25/Ø2=83
23199	Boot Kit	OPEL	L:123/Ø1=25/Ø2=107
23201	Joint Kit	CHEVROLET	A:22/F:22/O:50/Z
23201	Joint Kit	ISUZU	A:22/F:22/O:50/Z

Part-No. / Teile-Nr.	Description / Bezeichnung	Car Manufacturer / Fahrzeughersteller	Technical Specifications / Technische Angaben
23202	Boot Kit	OPEL	L:99/Ø1=25/Ø2=65
23202	Boot Kit	VAUXHALL	L:99/Ø1=25/Ø2=65
23203	Boot Kit	OPEL	L:95/Ø1=25/Ø2=107
23204	Boot Kit	CITROEN	L:98/Ø1=32/Ø2=87
23204	Boot Kit	FIAT	L:98/Ø1=32/Ø2=87
23204	Boot Kit	PEUGEOT	L:98/Ø1=32/Ø2=87
23205	Boot Kit	RENAULT	L:112/Ø1=22/Ø2=72
23206	Boot Kit	AUDI	L:90/Ø1=21/Ø2=99
23206	Boot Kit	CHEVROLET	L:90/Ø1=21/Ø2=99
23206	Boot Kit	DAEWOO	L:90/Ø1=21/Ø2=99
23206	Boot Kit	SEAT	L:90/Ø1=21/Ø2=99
23206	Boot Kit	VOLKSWAGEN	L:90/Ø1=21/Ø2=99
23208	Boot Kit	CHEVROLET	L:93/Ø1=35/Ø2=99
23208	Boot Kit	DAEWOO	L:93/Ø1=35/Ø2=99
23208	Boot Kit	VOLKSWAGEN	L:93/Ø1=35/Ø2=99
23209	Boot Kit	KIA	L:84/Ø1=21/Ø2=64
23209	Boot Kit	SUZUKI	L:84/Ø1=21/Ø2=64
23210	Boot Kit	MAZDA	L:94/Ø1=23/Ø2=84
23211	Boot Kit	MAZDA	L:94/Ø1=25/Ø2=72
23212	Boot Kit	MAZDA	L:94/Ø1=25/Ø2=67
23213	Boot Kit	MAZDA	L:89/Ø1=25/Ø2=83
23214	Boot Kit	KIA	L:91/Ø1=26/Ø2=78
23215	Boot Kit	HYUNDAI	L:85/Ø1=27/Ø2=83
23215	Boot Kit	MAZDA	L:85/Ø1=27/Ø2=83
23216	Boot Kit	NISSAN	L:84/Ø1=19/Ø2=60
23216	Boot Kit	TOYOTA	L:84/Ø1=19/Ø2=60
23217	Boot Kit	MITSUBISHI	L:92/Ø1=23.5/Ø2=70.5
23218	Boot Kit	TOYOTA	L:83/Ø1=21/Ø2=85
23219	Boot Kit	TOYOTA	L:94/Ø1=24/Ø2=70.5
23220	Boot Kit	TOYOTA	L:93/Ø1=22/Ø2=69
23221	Boot Kit	TOYOTA	L:92/Ø1=21.5/Ø2=80.5
23222	Boot Kit	KIA	L:107/Ø1=27/Ø2=90
23223	Boot Kit	CITROEN	L:94/Ø1=29/Ø2=75
23223	Boot Kit	FIAT	L:94/Ø1=29/Ø2=75
23223	Boot Kit	LANCIA	L:94/Ø1=29/Ø2=75
23224	Boot Kit	BMW	L:80/Ø1=25/Ø2=107.5
23225	Boot Kit	VOLKSWAGEN	L:84/Ø1=21/Ø2=80
23227	Boot Kit	BMW	L:78/Ø1=33/Ø2=54

Part-No. / Teile-Nr.	Description / Bezeichnung	Car Manufacturer / Fahrzeughersteller	Technical Specifications / Technische Angaben
23228	Boot Kit	BMW	L:69/Ø1=45/Ø2=69
23229	Boot Kit	BMW	L:77/Ø1=30/Ø2=44
23230	Boot Kit	BMW	L:76/Ø1=31/Ø2=51
23231	Boot Kit	BMW	L:104/Ø1=22/Ø2=100
23232	Boot Kit	BMW	L:105/Ø1=22/Ø2=94
23233	Boot Kit	NISSAN	L:98/Ø1=25/Ø2=75
23234	Boot Kit	NISSAN	L:86/Ø1=21/Ø2=67
23234	Boot Kit	TOYOTA	L:86/Ø1=21/Ø2=67
23235	Boot Kit	NISSAN	L:98/Ø1=25/Ø2=88
23236	Boot Kit	NISSAN	L:101/Ø1=23/Ø2=69
23237	Boot Kit	NISSAN	L:91/Ø1=22/Ø2=71
23240	Boot Kit	FORD	L:85/Ø1=22/Ø2=71
23241	Boot Kit	FORD	L:86/Ø1=21/Ø2=70
23242	Boot Kit	HONDA	L:76/Ø1=16/Ø2=58
23243	Boot Kit	CHEVROLET	L:104/Ø1=24/Ø2=74
23244	Boot Kit	OPEL	L:92/Ø1=40/Ø2=74
23247	Boot Kit	MITSUBISHI	L:92/Ø1=19/Ø2=70
23247	Boot Kit	RENAULT	L:92/Ø1=19/Ø2=70
23248	Boot Kit	OPEL	L:95/Ø1=23/Ø2=77
23249	Boot Kit	MAZDA	L:100/Ø1=28/Ø2=61
23250	Boot Kit	MAZDA	L:87/Ø1=19/Ø2=59
23251	Boot Kit	HYUNDAI	L:93/Ø1=21/Ø2=62
23251	Boot Kit	MAZDA	L:93/Ø1=21/Ø2=62
23252	Boot Kit	KIA	L:92/Ø1=22/Ø2=75
23254	Boot Kit	SUZUKI	L:90/Ø1=18/Ø2=55.5
23255	Boot Kit	SUZUKI	L:75/Ø1=19/Ø2=64
23256	Boot Kit	SUZUKI	L:83/Ø1=20/Ø2=74
23257	Boot Kit	SUZUKI	L:87/Ø1=20/Ø2=69
23258	Boot Kit	TOYOTA	L:94/Ø1=25/Ø2=69
23259	Boot Kit	FIAT	L:87/Ø1=22/Ø2=69
23259	Boot Kit	TOYOTA	L:87/Ø1=22/Ø2=69
23260	Boot Kit	TOYOTA	L:100/Ø1=25/Ø2=64.5
23261	Boot Kit	TOYOTA	L:95/Ø1=25/Ø2=70
23262	Boot Kit	TOYOTA	L:83/Ø1=21/Ø2=64
23264	Boot Kit	KIA	L:92/Ø1=22/Ø2=75
23265	Boot Kit	HYUNDAI	L:87/Ø1=23/Ø2=72
23266	Boot Kit	SEAT	L:108/Ø1=27/Ø2=89
23266	Boot Kit	VOLKSWAGEN	L:108/Ø1=27/Ø2=89

Part-No. / Teile-Nr.	Description / Bezeichnung	Car Manufacturer / Fahrzeughersteller	Technical Specifications / Technische Angaben
-------------------------	------------------------------	--	--

23268	Boot Kit	AUDI	L:110/Ø1=27/Ø2=100/with cap
23268	Boot Kit	SEAT	L:110/Ø1=27/Ø2=100/with cap
23268	Boot Kit	SKODA	L:110/Ø1=27/Ø2=100/with cap
23268	Boot Kit	VOLKSWAGEN	L:110/Ø1=27/Ø2=100/with cap
23269	Boot Kit	FORD	L:112.6/Ø1=27.25/Ø2=87
23270	Boot Kit	FORD	L:125/Ø1=24/Ø2=90
23271	Boot Kit	BMW	L:128/Ø1=27/Ø2=96
23274	Boot Kit	VOLKSWAGEN	L:113/Ø1=30.5/Ø2=77
23275	Boot Kit	AUDI	L:104/Ø1=27/Ø2=71
23275	Boot Kit	SEAT	L:104/Ø1=27/Ø2=71
23275	Boot Kit	SKODA	L:104/Ø1=27/Ø2=71
23275	Boot Kit	VOLKSWAGEN	L:104/Ø1=27/Ø2=71
23276	Boot Kit	VOLKSWAGEN	L:102/Ø1=27.5/Ø2=67
23277	Driveshaft	MINI	L:648/A:26/D:22
23278	Driveshaft	MINI	L:914/A:26/D:22
23279	Driveshaft	MINI	L:615/A:26/D:33
23280	Driveshaft	MINI	L:950/A:26/D:33
23284	Driveshaft	MINI	L:616/A:26/D:34/O:54
23285	Driveshaft	MINI	L:943/A:26/D:34/O:54
23298	Driveshaft	FORD	L:633/A:25/O:53.2
23299	Driveshaft	FORD	L:930/A:25/O:53.5
23300	Driveshaft	FORD	L:609/A:25/D:26/O:53.2
23301	Driveshaft	FORD	L:965/A:25/D:26/O:53.2
23302	Driveshaft	FORD	L:610/A:25/D:26/O:52.8/Ø Tripodroller:52.8
23303	Driveshaft	FORD	L:943/A:25/D:36/O:52.8
23326	Driveshaft	RENAULT	L:620/A:27/Ø Tripodroller:37
23327	Driveshaft	RENAULT	L:1003.5/A:27/D:39
23329	Driveshaft	AUTOBIANCHI	L:535/A:20/O:43.1/Ø Tripodroller:29.2
23330	Driveshaft	AUTOBIANCHI	L:820/A:20/O:43.1/Ø Tripodroller:29.2
23331	Driveshaft	CITROEN	L:695/A:28/D:37
23331	Driveshaft	PEUGEOT	L:695/A:28/D:37
23332	Driveshaft	CITROEN	L:960/A:28/D:37
23332	Driveshaft	PEUGEOT	L:960/A:28/D:37
23334	Driveshaft	FIAT	L:933/A:22/O:46.5/Ø Tripodroller:32
23335	Driveshaft	FIAT	L:468/A:25/O:52
23336	Driveshaft	FORD	L:590/A:25/D:23/O:56.6
23338	Driveshaft	RENAULT	L:599/A:23/ABS:30
23339	Driveshaft	RENAULT	L:540/A:23/ABS:30/Ø Tripodroller:37

Part-No. / Teile-Nr.	Description / Bezeichnung	Car Manufacturer / Fahrzeughersteller	Technical Specifications / Technische Angaben
-------------------------	------------------------------	--	--

23342	Driveshaft	RENAULT	L:606/A:23/ABS:30
23343	Driveshaft	RENAULT	L:1004/A:23/D:39/ABS:30
23344	Driveshaft	RENAULT	L:593/A:23/ABS:30
23345	Driveshaft	RENAULT	L:585/A:23/ABS:30
23346	Driveshaft	CITROEN	L:640/A:21/D:22
23346	Driveshaft	PEUGEOT	L:640/A:21/D:22
23347	Driveshaft	CITROEN	L:840/A:21/D:22
23347	Driveshaft	PEUGEOT	L:840/A:21/D:22
23348	Driveshaft	CITROEN	L:640/A:21/D:22/ABS:48
23348	Driveshaft	PEUGEOT	L:640/A:21/D:22/ABS:48
23349	Driveshaft	CITROEN	L:840/A:21/D:22/ABS:48
23349	Driveshaft	PEUGEOT	L:840/A:21/D:22/ABS:48
23350	Driveshaft	CITROEN	L:640/A:21/D:22
23350	Driveshaft	PEUGEOT	L:640/A:21/D:22
23351	Driveshaft	CITROEN	L:803/A:21/D:22
23351	Driveshaft	PEUGEOT	L:803/A:21/D:22
23352	Driveshaft	CITROEN	L:620/A:25/D:22
23352	Driveshaft	PEUGEOT	L:620/A:25/D:22
23353	Driveshaft	CITROEN	L:890/A:25/D:22
23353	Driveshaft	PEUGEOT	L:890/A:25/D:22
23354	Driveshaft	FORD	L:865/A:25/D:23/O:56.6
23356	Driveshaft	FORD	L:905/A:25/D:26/O:56.6
23357	Driveshaft	FORD	L:598/A:25/D:26/O:56.6
23358	Driveshaft	HONDA	L:607/A:26/D:27/O:49
23358	Driveshaft	ROVER	L:607/A:26/D:27/O:49
23359	Driveshaft	HONDA	L:607/A:26/D:27/O:49
23359	Driveshaft	ROVER	L:607/A:26/D:27/O:49
23360	Driveshaft	ROVER	L:926/A:26/D29/O49
23361	Driveshaft	ROVER	L:592/A:26/D29/O49
23362	Driveshaft	ROVER	L:558/A:28/D:27/O:60/ABS:50
23365	Driveshaft	RENAULT	L:1025/A:23/D:39/ABS:30
23366	Driveshaft	RENAULT	L:1018/A:23/D:39/ABS:30
23369	Boot Kit	RENAULT	L:112/Ø1=17/Ø2=80
23370	Boot Kit	RENAULT	L:115/Ø1=27/Ø2=80
23371	Boot Kit	RENAULT	L:86/Ø1=19/Ø2=68
23377	Driveshaft	FORD	L:810
23451	Driveshaft	FORD	L:861/A:23/D:23
23453	Driveshaft	FORD	L:584/A:23/D:23

Part-No. / Teile-Nr.	Description / Bezeichnung	Car Manufacturer / Fahrzeughersteller	Technical Specifications / Technische Angaben
23503	Driveshaft	AUDI	L:639/A:26/ABS:96
23506	Joint Kit	MAZDA	A:26/F:23/DF:24.56/O:52/Z
23508	Boot Kit	VOLKSWAGEN	L:97/Ø1=24/Ø2=93
23509	Boot Kit	VOLKSWAGEN	L:103/Ø1=25/Ø2=85
23514	Boot Kit	AUDI	L:111/Ø1=22/Ø2=100/with cap
23514	Boot Kit	SEAT	L:111/Ø1=22/Ø2=100/with cap
23514	Boot Kit	VOLKSWAGEN	L:111/Ø1=22/Ø2=100/with cap
23516	Driveshaft	VOLKSWAGEN	L:711.5/A:26
23518	Joint Kit	ALFA ROMEO	A:27/F:28/ABS:90
23519	Joint Kit	ALFA ROMEO	A:25/F:25
23520	Joint Kit	ALFA ROMEO	A:25/F:25/X/ABS:90
23521	Joint Kit	ALFA ROMEO	G:28/Ø Joint:108
23522	Joint Kit	ALFA ROMEO	G:25/Ø Joint:100
23523	Boot Kit	ALFA ROMEO	L:80/Ø1=22/Ø2=83
23524	Boot Kit	AUDI	L:83/Ø1=24/Ø2=92
23525	Boot Kit	ALFA ROMEO	L:82/Ø1=24/Ø2=61
23526	Boot Kit	ALFA ROMEO	L:124/Ø1=24/Ø2=108/with cap
23535	Driveshaft	ALFA ROMEO	L:510.5/A:27
23537	Joint Kit	VOLKSWAGEN	A:22/F:30
23538	Boot Kit	MAZDA	L:91/Ø1=21/Ø2=74
23541	Driveshaft	VOLKSWAGEN	L:772.5/A:22
23542	Driveshaft	VOLKSWAGEN	L:559.5/A:22
23543	Driveshaft	VOLKSWAGEN	L:792.5/A:22
23544	Driveshaft	VOLKSWAGEN	L:552.5/A:22
23547	Driveshaft	VOLKSWAGEN	L:784.5/A:22
23548	Joint Kit	VOLKSWAGEN	A:22/F:30/X
23564	Driveshaft	BMW	L:583.5/A:27/ABS:48
23568	Driveshaft	BMW	L:583.5/A:27
23570	Driveshaft	BMW	L:457
23572	Driveshaft	BMW	L:448
23583	Driveshaft	SAAB	L:570
23584	Driveshaft	SAAB	L:624.5
23585	Driveshaft	SAAB	L:567.5
23586	Driveshaft	SAAB	L:624/A:25/Ø Tripodroller:37
23589	Driveshaft	ROVER	L:600/A:28/D:27/O:60/ABS:50
23595	Driveshaft	SAAB	L:516/A:26/ABS:46
23600	Driveshaft	VOLVO	L:638/A:22/O:50/Ø Tripodroller:30/ABS:44
23602	Driveshaft	VOLVO	L:746/A:22/K:23/O:50/ABS:44

Part-No. / Teile-Nr.	Description / Bezeichnung	Car Manufacturer / Fahrzeughersteller	Technical Specifications / Technische Angaben
23604	Driveshaft	VOLVO	L:627/A:25/O:54/Ø Tripodroller:30/ABS:43
23606	Driveshaft	VOLVO	L:815/A:25/D:23/O:54/ABS:43
23607	Driveshaft	FORD	L:904/A:25
23608	Driveshaft	AUDI	L:545.1/A:36
23608	Driveshaft	VOLKSWAGEN	L:545.1/A:36
23609	Driveshaft	FORD	L:910/A:25/D:26
23610	Joint Kit	FORD	A:25/F:25/O:56/Z
23612	Driveshaft	AUDI	L:838.6/A:36
23612	Driveshaft	VOLKSWAGEN	L:838.6/A:36
23614	Driveshaft	AUDI	L:616.5/A:38/ABS:45
23616	Driveshaft	AUDI	L:582.2/A:38/ABS:45
23616	Driveshaft	VOLKSWAGEN	L:582.2/A:38/ABS:45
23618	Driveshaft	AUDI	L:638.2/A:38/ABS:45
23619	Driveshaft	FORD	L:608/A:25/D:23
23620	Driveshaft	AUDI	L:606.3/A:38/ABS:45
23621	Driveshaft	FORD	L:592/A:25/D:26
23622	Driveshaft	AUDI	L:628.3/A:38/ABS:45
23624	Driveshaft	FORD	L:896/A:23
23626	Joint Kit	VOLKSWAGEN	G:30
23627	Boot Kit	VOLKSWAGEN	L:135/Ø1=23/Ø2=120/with cap
23628	Driveshaft	AUDI	L:616.7/A:38/ABS:45
23629	Driveshaft	AUDI	L:638.2/A:38/ABS:45
23630	Driveshaft	AUDI	L:616.9/A:38/ABS:45
23631	Driveshaft	AUDI	L:615.9/A:38/ABS:45
23632	Driveshaft	AUDI	L:639.7/A:38/ABS:45
23639	Joint Kit	SAAB	A:33/F:25/ABS:29
23640	Driveshaft	SAAB	L:567.5
23646	Driveshaft	SAAB	L:496/A:26/ABS:46
23649	Driveshaft	AUDI	L:637.8/A:38/ABS:45
23656	Joint Kit	SAAB	A:26/F:25/Z/ABS:46
23657	Joint Kit	SAAB	A:26/F:25
23659	Joint Kit	SAAB	A:26/F:25/Z/ABS:46
23660	Driveshaft	AUDI	L:616.9/A:38/ABS:45
23661	Driveshaft	AUDI	L:638.2/A:38/ABS:45
23663	Driveshaft	RENAULT	L:630/A:23
23664	Driveshaft	RENAULT	L:630/A:23/ABS:26
23665	Driveshaft	RENAULT	L:754/A:21/K:23/ABS:26
23666	Driveshaft	RENAULT	L:750/A:23/ABS:26

Part-No. / Teile-Nr.	Description / Bezeichnung	Car Manufacturer / Fahrzeughersteller	Technical Specifications / Technische Angaben
----------------------	---------------------------	---------------------------------------	---

23667	Joint Kit	mitsubishi	A:25/F:23/O:54/Z/ABS:43
23668	Boot Kit	mitsubishi	L:120/Ø1=23.5/Ø2=80
23669	Joint Kit	mitsubishi	A:25/F:22/O:54/X/ABS:43
23670	Boot Kit	mitsubishi	L:116/Ø1=22/Ø2=77
23671	Joint Kit	HONDA	A:28/F:32/O:59/Z
23672	Boot Kit	HONDA	L:125/Ø1=25/Ø2=91
23673	Joint Kit	HONDA	A:26/F:30/DF:23.35/O:60/ABS:50
23674	Boot Kit	HONDA	L:124/Ø1=24/Ø2=88
23675	Joint Kit	SEAT	A:22/F:30/O:53/X
23675	Joint Kit	VOLKSWAGEN	A:22/F:30/O:53/X
23676	Joint Kit	MAZDA	A:28/F:33/DF:25.85/X/ABS:44
23677	Joint Kit	ALFA ROMEO	G:25/Ø Joint:100
23677	Joint Kit	FIAT	G:25/Ø Joint:100
23677	Joint Kit	LANCIA	G:25/Ø Joint:100
23678	Boot Kit	ALFA ROMEO	L:81/Ø1=25/Ø2=58
23678	Boot Kit	FIAT	L:81/Ø1=25/Ø2=58
23678	Boot Kit	LANCIA	L:81/Ø1=25/Ø2=58
23683	Joint Kit	TOYOTA	A:26/F:23/DF:22.8/O:56/X/ABS:48
23684	Boot Kit	TOYOTA	L:94/Ø1=21/Ø2=78
23686	Joint Kit	mitsubishi	A:26/F:30/DF:32.2/O:54/X/ABS:43
23687	Joint Kit	SKODA	A:36/F:30/DF:23.45/O:59.5/X
23687	Joint Kit	VOLKSWAGEN	A:36/F:30/DF:23.45/O:59.5/X
23688	Boot Kit	SEAT	L:108/Ø1=25.6/Ø2=77.9
23688	Boot Kit	SKODA	L:108/Ø1=25.6/Ø2=77.9
23688	Boot Kit	VOLKSWAGEN	L:108/Ø1=25.6/Ø2=77.9
23689	Joint Kit	AUDI	A:36/F:30/DF:22.45/O:59.5/X
23689	Joint Kit	SEAT	A:36/F:30/DF:22.45/O:59.5/X
23689	Joint Kit	SKODA	A:36/F:30/DF:22.45/O:59.5/X
23689	Joint Kit	VOLKSWAGEN	A:36/F:30/DF:22.45/O:59.5/X
23690	Boot Kit	AUDI	L:120/Ø1=25/Ø2=86
23690	Boot Kit	SEAT	L:120/Ø1=25/Ø2=86
23690	Boot Kit	SKODA	L:120/Ø1=25/Ø2=86
23690	Boot Kit	VOLKSWAGEN	L:120/Ø1=25/Ø2=86
23691	Joint Kit	AUDI	A:36/F:27/DF:27.51/O:59.5/X
23691	Joint Kit	SEAT	A:36/F:27/DF:27.51/O:59.5/X
23691	Joint Kit	SKODA	A:36/F:27/DF:27.51/O:59.5/X
23691	Joint Kit	VOLKSWAGEN	A:36/F:27/DF:27.51/O:59.5/X
23692	Boot Kit	AUDI	L:115/Ø1=29/Ø2=96

Part-No. / Teile-Nr.	Description / Bezeichnung	Car Manufacturer / Fahrzeughersteller	Technical Specifications / Technische Angaben
----------------------	---------------------------	---------------------------------------	---

23692	Boot Kit	SEAT	L:115/Ø1=29/Ø2=96
23692	Boot Kit	SKODA	L:115/Ø1=29/Ø2=96
23692	Boot Kit	VOLKSWAGEN	L:115/Ø1=29/Ø2=96
23693	Joint Kit	AUDI	A:38/F:33/DF:25.75/O:59.5/Z/ABS:45
23694	Boot Kit	AUDI	L:112/Ø1=25/Ø2=88
23695	Joint Kit	AUDI	A:38/F:27/DF:27.94/O:59.5/X/ABS:45
23696	Boot Kit	AUDI	L:120/Ø1=27/Ø2=94.5
23697	Joint Kit	AUDI	A:38/F:27/DF:27.94/O:59.5/Z/ABS:45
23698	Boot Kit	AUDI	L:120/Ø1=27/Ø2=94.5
23698	Boot Kit	SEAT	L:120/Ø1=27/Ø2=94.5
23699	Driveshaft	RENAULT	L:756/A:21/K:23/ABS:44
23702	Driveshaft	FORD	L:584/A:23/D:23
23704	Driveshaft	FORD	L:861/A:23/D:23
23710	Driveshaft	FORD	L:584/A:23
23712	Driveshaft	FORD	L:861/A:23
23726	Driveshaft	FORD	L:584/A:23
23728	Driveshaft	FORD	L:861/A:23
23734	Joint Kit	FORD	A:23/F:20
23735	Joint Kit	FORD	A:23/F:22/O:60/Z
23736	Joint Kit	FORD	A:25/F:22/O:56/Z
23738	Joint	FORD	A:25/F:22/O:60/Z
23739	Driveshaft	RENAULT	L:810/A:23/K:23/with bearing
23740	Driveshaft	RENAULT	L:912/A:23/D:26
23741	Driveshaft	RENAULT	L:645/A:25/D:39
23742	Driveshaft	RENAULT	L:915/A:23/D:26/with bearing
23743	Driveshaft	RENAULT	L:642/A:23/D:39
23744	Driveshaft	RENAULT	L:755/A:23/K:23/ABS:44/with bearing
23745	Driveshaft	RENAULT	L:625/A:27/D:26
23746	Driveshaft	RENAULT	L:825/A:25/K:26
23748	Driveshaft	RENAULT	L:635/A:23/D:26/ABS:44
23749	Driveshaft	RENAULT	
23760	Driveshaft	BMW	L:648
23769	Driveshaft	AUDI	L:517/A:36
23769	Driveshaft	SEAT	L:517/A:36
23769	Driveshaft	SKODA	L:517/A:36
23769	Driveshaft	VOLKSWAGEN	L:517/A:36
23770	Driveshaft	AUDI	L:820/A:36/O:53
23770	Driveshaft	VOLKSWAGEN	L:820/A:36/O:53

Part-No. / Teile-Nr.	Description / Bezeichnung	Car Manufacturer / Fahrzeughersteller	Technical Specifications / Technische Angaben
23771	Driveshaft	VOLKSWAGEN	
23772	Driveshaft	VOLKSWAGEN	L:811/A:36
23773	Driveshaft	VOLKSWAGEN	L:484/A:36
23774	Driveshaft	VOLKSWAGEN	L:769/A:36
23775	Driveshaft	VOLKSWAGEN	L:706/A:20/Ø Tripodroller:39.3
23777	Driveshaft	VOLKSWAGEN	
23778	Driveshaft	VOLKSWAGEN	L:540.7/A:38/ABS:48
23779	Driveshaft	VOLKSWAGEN	L:529.5/A:38/ABS:48
23782	Driveshaft	RENAULT	L:745/A:21/K:23/ABS:38
23783	Driveshaft	RENAULT	L:625/A:21/ABS:38/Ø Tripodroller:30
23784	Driveshaft	FIAT	L:611/A:22/D:22/O:51
23785	Driveshaft	FIAT	L:840/A:22/D:22/O:51
23786	Driveshaft	FIAT	L:540/A:22/O:71.4/Ø Tripodroller:29
23787	Driveshaft	FIAT	L:796/A:22/O:71.4
23788	Driveshaft	FIAT	L:460/A:25/O:51
23789	Driveshaft	FIAT	L:497/A:25/O:51
23790	Driveshaft	FIAT	A:22/O:51
23791	Driveshaft	FIAT	A:22/O:51
23792	Driveshaft	FIAT	L:553/A:22/D:22/O:71.4
23793	Driveshaft	FIAT	L:774/A:22/D:22/O:71.4
23794	Driveshaft	ALFA ROMEO	A:25/O:51
23795	Driveshaft	ALFA ROMEO	L:520/A:25/O:51
23796	Driveshaft	MERCEDES-BENZ	L:580/A:24/D:22/O:57/ABS:48
23797	Driveshaft	MERCEDES-BENZ	L:952/A:24/D:22/O:57/ABS:48
23798	Joint Kit	FIAT	A:30/F:25/DF:25.84/Z
23798	Joint Kit	OPEL	A:30/F:25/DF:25.84/Z
23798	Joint Kit	VAUXHALL	A:30/F:25/DF:25.84/Z
23824	Driveshaft	ALFA ROMEO	L:449/A:27
23825	Joint Kit	ALFA ROMEO	A:25/F:25/O:52/X
23827	Driveshaft	ALFA ROMEO	L:518.5/A:25/ABS:44
23828	Driveshaft	ALFA ROMEO	L:516.5/A:27/ABS:44
23830	Joint Kit	ALFA ROMEO	A:25/F:25/O:52/X/ABS:44
23831	Joint Kit	ALFA ROMEO	A:27/F:28/ABS:44
23835	Driveshaft	ALFA ROMEO	L:459.5/A:25/ABS:44
23836	Driveshaft	ALFA ROMEO	L:503.5/A:25/ABS:44
23838	Joint Kit	ALFA ROMEO	A:25/F:25/O:52/X/ABS:44
23839	Joint Kit	ALFA ROMEO	A:25/F:28/O:59/Z/ABS:44
23839	Joint Kit	FIAT	A:25/F:28/O:59/Z/ABS:44

Part-No. / Teile-Nr.	Description / Bezeichnung	Car Manufacturer / Fahrzeughersteller	Technical Specifications / Technische Angaben
23842	Driveshaft	ALFA ROMEO	L:499.5/A:25/ABS:44
23842	Driveshaft	FIAT	L:499.5/A:25/ABS:44
23843	Driveshaft	ALFA ROMEO	L:499.5/A:25
23844	Joint Kit	ALFA ROMEO	A:25/F:28/O:59/Z
23844	Joint Kit	FIAT	A:25/F:28/O:59/Z
23845	Joint Kit	ALFA ROMEO	G:28
23846	Driveshaft	ALFA ROMEO	L:645
23847	Driveshaft	ALFA ROMEO	L:645/ABS:44
23848	Driveshaft	FIAT	A:25
23850	Driveshaft	ALFA ROMEO	L:485/A:25
23850	Driveshaft	FIAT	L:485/A:25
23851	Driveshaft	ALFA ROMEO	L:485/A:25/ABS:44
23851	Driveshaft	FIAT	L:485/A:25/ABS:44
23853	Driveshaft	DAIHATSU	
23854	Driveshaft	DAIHATSU	
23855	Driveshaft	DAIHATSU	
23856	Driveshaft	DAIHATSU	
23858	Driveshaft	DAIHATSU	
23860	Driveshaft	DAIHATSU	
23861	Driveshaft	DAIHATSU	
23864	Driveshaft	HONDA	
23865	Driveshaft	HONDA	
23866	Driveshaft	HONDA	
23867	Driveshaft	HONDA	
23868	Driveshaft	HONDA	L:605/A:26/D:27/O:49.5
23869	Driveshaft	HONDA	
23870	Driveshaft	HONDA	
23871	Driveshaft	HONDA	
23872	Driveshaft	HONDA	
23873	Driveshaft	HONDA	
23874	Driveshaft	HONDA	
23875	Driveshaft	HONDA	A:28
23877	Driveshaft	HONDA	
23878	Driveshaft	HONDA	
23879	Driveshaft	HONDA	A:28/ABS:50
23880	Driveshaft	HONDA	A:28/ABS:50
23881	Driveshaft	HONDA	
23882	Driveshaft	HONDA	



Part-No. / Teile-Nr.	Description / Bezeichnung	Car Manufacturer / Fahrzeughersteller	Technical Specifications / Technische Angaben
-------------------------	------------------------------	--	--

23883	Driveshaft	HONDA	
23884	Driveshaft	HONDA	
23885	Driveshaft	MAZDA	
23886	Driveshaft	MAZDA	
23888	Driveshaft	MAZDA	
23889	Driveshaft	MAZDA	
23890	Driveshaft	MAZDA	
23891	Driveshaft	MAZDA	
23892	Driveshaft	MAZDA	
23893	Driveshaft	MAZDA	L:907/A:26/D:24
23894	Driveshaft	MAZDA	
23895	Driveshaft	MAZDA	
23896	Driveshaft	MAZDA	
23898	Driveshaft	MAZDA	
23899	Driveshaft	MAZDA	L:565/A:26/K:24
23900	Driveshaft	MITSUBISHI	
23901	Driveshaft	MITSUBISHI	
23902	Driveshaft	MITSUBISHI	
23903	Driveshaft	HYUNDAI	
23903	Driveshaft	MITSUBISHI	
23904	Driveshaft	HYUNDAI	
23904	Driveshaft	MITSUBISHI	
23905	Driveshaft	MITSUBISHI	
23906	Driveshaft	MITSUBISHI	
23907	Driveshaft	MITSUBISHI	
23908	Driveshaft	MITSUBISHI	
23909	Driveshaft	MITSUBISHI	
23910	Driveshaft	MITSUBISHI	
23911	Driveshaft	MITSUBISHI	
23912	Driveshaft	NISSAN	
23913	Driveshaft	NISSAN	
23914	Driveshaft	NISSAN	
23915	Driveshaft	NISSAN	
23916	Driveshaft	NISSAN	
23917	Driveshaft	NISSAN	
23918	Driveshaft	NISSAN	
23919	Driveshaft	NISSAN	
23920	Driveshaft	NISSAN	

Part-No. / Teile-Nr.	Description / Bezeichnung	Car Manufacturer / Fahrzeughersteller	Technical Specifications / Technische Angaben
-------------------------	------------------------------	--	--

23921	Driveshaft	TOYOTA	
23922	Driveshaft	TOYOTA	
23923	Driveshaft	TOYOTA	
23924	Driveshaft	TOYOTA	
23925	Driveshaft	TOYOTA	
23926	Driveshaft	TOYOTA	
23927	Driveshaft	TOYOTA	
23928	Driveshaft	TOYOTA	
23929	Driveshaft	TOYOTA	
23930	Driveshaft	TOYOTA	
23931	Driveshaft	TOYOTA	
23932	Driveshaft	TOYOTA	
23933	Driveshaft	SUBARU	
23934	Joint	DAIHATSU	A:24/F:22/O:42
23935	Joint Kit	DAIHATSU	A:26/F:26/O:62
23936	Joint Kit	DAIHATSU	A:24/F:22/O:52
23937	Joint Kit	DAIHATSU	A:24/F:22/O:52/ABS:48
23938	Joint Kit	DAIHATSU	A:24/F:21/O:52/ABS:48
23939	Joint Kit	DAIHATSU	A:24/F:18/O:44
23940	Joint Kit	DAIHATSU	A:24/F:19/O:52
23941	Joint Kit	DAIHATSU	A:24/F:19/O:52/ABS:48
23942	Joint Kit	HONDA	A:26/F:30/O:55
23944	Joint Kit	HONDA	A:26/F:30/O:55/Ø ABS ring:91
23945	Joint Kit	HONDA	A:26/F:28/O:55
23947	Joint Kit	HONDA	A:28/F:32/O:64
23948	Joint Kit	HONDA	A:28/F:32/O:64/ABS:50
23949	Joint Kit	MAZDA	A:26/F:23/O:56
23950	Joint Kit	MAZDA	A:26/F:24/O:56
23951	Joint Kit	MAZDA	A:26/F:23/O:56
23953	Joint Kit	MAZDA	A:26/F:25
23954	Joint Kit	FORD USA	A:28/F:23/DF:24.60/O:56/X/ABS:44
23954	Joint Kit	MAZDA	A:28/F:23/DF:24.60/O:56/X/ABS:44
23955	Joint Kit	MAZDA	A:28/F:22/O:56
23956	Joint Kit	MAZDA	A:28/F:26/O:56/ABS:44
23957	Joint Kit	HYUNDAI	A:25/F:23/O:50
23958	Joint Kit	MITSUBISHI	A:25/F:22/O:54
23959	Joint Kit	MITSUBISHI	A:25/F:22/O:54
23960	Joint Kit	NISSAN	A:26/F:27/O:50

Part-No. / Teile-Nr.	Description / Bezeichnung	Car Manufacturer / Fahrzeughersteller	Technical Specifications / Technische Angaben
23961	Joint Kit	NISSAN	A:27/F:25/O:56
23962	Joint	NISSAN	A:29/F:27/O:35
23963	Joint Kit	NISSAN	A:23/F:19/O:48
23964	Joint Kit	NISSAN	A:27/F:23/O:56
23965	Joint Kit	NISSAN	A:29/F:27/O:56
23966	Joint Kit	NISSAN	A:29/F:27/O:56
23967	Joint Kit	NISSAN	A:28/F:27/O:56
23968	Joint Kit	NISSAN	A:27/F:23/O:56/ABS:42
23969	Joint Kit	TOYOTA	A:30/F:27/O:56
23970	Joint Kit	TOYOTA	A:26/F:24/O:56/ABS:48
23971	Joint Kit	TOYOTA	A:26/F:23/DF:22.80/O:56/X/ABS:48
23972	Joint Kit	TOYOTA	A:26/F:27/O:60
23973	Joint Kit	TOYOTA	A:26/F:27/O:56/ABS:48
23974	Joint Kit	HYUNDAI	A:25/F:19/O:50/Z
23975	Joint Kit	SUBARU	A:27/F:30/O:56
23976	Joint Kit	SUBARU	A:24/F:18/O:50
23977	Joint Kit	SUZUKI	A:26/F:29/O:48
23978	Joint Kit	SUZUKI	A:23/F:19/O:44
23979	Joint Kit	VOLKSWAGEN	A:38/F:27/O:63/Z
23980	Boot Kit	VOLKSWAGEN	L:120/Ø1=27.8/Ø2=97.4
23981	Joint Kit	VOLKSWAGEN	A:38/F:29/O:63/Z
23982	Boot Kit	VOLKSWAGEN	L:127.5/Ø1=30.5/Ø2=103.5
23984	Joint Kit	OPEL	A:30/F:26/O:52.3/Z
23984	Joint Kit	VAUXHALL	A:30/F:26/O:52.3/Z
23985	Joint Kit	OPEL	A:33/F:22/O:52.25/Z
23985	Joint Kit	VAUXHALL	A:33/F:22/O:52.25/Z
23986	Boot Kit	OPEL	L:123/Ø1=23/Ø2=77
23986	Boot Kit	VAUXHALL	L:123/Ø1=23/Ø2=77
23987	Joint Kit	OPEL	A:33/F:24/O:52.25/Z
23987	Joint Kit	VAUXHALL	A:33/F:24/O:52.25/Z
23988	Boot Kit	OPEL	L:120/Ø1=24.5/Ø2=83
23988	Boot Kit	VAUXHALL	L:120/Ø1=24.5/Ø2=83
23989	Joint Kit	OPEL	A:33/F:24/O:52/Z/ABS:29
23989	Joint Kit	VAUXHALL	A:33/F:24/O:52/Z/ABS:29
23990	Boot Kit	OPEL	L:120/Ø1=24.5/Ø2=83
23990	Boot Kit	VAUXHALL	L:120/Ø1=24.5/Ø2=83
23991	Joint Kit	OPEL	A:22/F:22/O:52/Z/ABS:29
23991	Joint Kit	VAUXHALL	A:22/F:22/O:52/Z/ABS:29

Part-No. / Teile-Nr.	Description / Bezeichnung	Car Manufacturer / Fahrzeughersteller	Technical Specifications / Technische Angaben
23992	Joint Kit	OPEL	A:22/F:23/O:52/Z/ABS:29
23992	Joint Kit	VAUXHALL	A:22/F:23/O:52/Z/ABS:29
23993	Boot Kit	OPEL	L:126/Ø1=23.4/Ø2=80
23993	Boot Kit	VAUXHALL	L:126/Ø1=23.4/Ø2=80
23997	Joint Kit	OPEL	A:33/F:26/DF:26.9/O:52.25/Z
23997	Joint Kit	VAUXHALL	A:33/F:26/DF:26.9/O:52.25/Z
23998	Boot Kit	AUDI	L:87.2/Ø1=34/Ø2=79
23999	Driveshaft	OPEL	L:560/A:22/D:22/O:52/ABS:29
23999	Driveshaft	VAUXHALL	L:560/A:22/D:22/O:52/ABS:29
24000	Driveshaft	OPEL	L:914/A:22/D:22/O:52/ABS:29
24000	Driveshaft	VAUXHALL	L:914/A:22/D:22/O:52/ABS:29
24007	Joint Kit	FORD	A:26/F:25/O:56/Z
24007	Joint Kit	FORD USA	A:26/F:25/O:56/Z
24007	Joint Kit	MAZDA	A:26/F:25/O:56/Z
24008	Joint Kit	MAZDA	A:26/F:30/DF:23.35/O:56/Z
24013	Joint Kit	MAZDA	G:23/K:26
24014	Joint Kit	MAZDA	D:26/G:23
24015	Joint Kit	MAZDA	D:26/G:25
24016	Joint Kit	MAZDA	G:23/K:26
24018	Joint Kit	MAZDA	G:26
24019	Joint Kit	FORD	D:22/G:21
24019	Joint Kit	MAZDA	D:22/G:21
24023	Joint Kit	MAZDA	G:22
24025	Driveshaft	MAZDA	L:622/A:26/D:26
24026	Driveshaft	MAZDA	L:573/A:26/K:26
24028	Driveshaft	MAZDA	L:573/A:26/K:26
24029	Driveshaft	MAZDA	L:626/A:26/K:26
24031	Joint Kit	MAZDA	D:26/G:30
24032	Joint Kit	MAZDA	D:24/G:22
24033	Joint Kit	MAZDA	D:24/G:30
24034	Joint Kit	MAZDA	G:26/K:26
24035	Joint Kit	MAZDA	D:26/G:23
24036	Joint Kit	FORD	D:24/G:22
24036	Joint Kit	MAZDA	D:24/G:22
24040	Joint Kit	MAZDA	A:26/F:21/DF:21.65/O:56/X
24042	Joint Kit	MAZDA	A:28/F:23/DF:24.65/O:58/X
24043	Joint Kit	MAZDA	A:26/F:22/DF:22.40/O:56/X
24044	Joint Kit	FORD	A:28/F:26/DF:26.9/O:56/Z

Part-No. / Teile-Nr.	Description / Bezeichnung	Car Manufacturer / Fahrzeughersteller	Technical Specifications / Technische Angaben
-------------------------	------------------------------	--	--

24044	Joint Kit	FORD USA	A:28/F:26/DF:26.9/O:56/Z
24044	Joint Kit	MAZDA	A:28/F:26/DF:26.9/O:56/Z
24045	Joint Kit	MAZDA	A:26/F:30/DF:23.35/O:56/X
24046	Joint Kit	FORD	A:24/F:23/DF:24.70/O:52/Z
24046	Joint Kit	MAZDA	A:24/F:23/DF:24.70/O:52/Z
24047	Joint Kit	FORD	A:28/F:23/DF:24.60/O:56/X
24047	Joint Kit	FORD USA	A:28/F:23/DF:24.60/O:56/X
24047	Joint Kit	MAZDA	A:28/F:23/DF:24.60/O:56/X
24048	Joint Kit	FORD	A:24/F:20/DF:20.55/O:52/Z
24048	Joint Kit	KIA	A:24/F:20/DF:20.55/O:52/Z
24048	Joint Kit	MAZDA	A:24/F:20/DF:20.55/O:52/Z
24049	Joint Kit	KIA	A:26/F:22/DF:22.66/O:56/Z
24051	Joint Kit	FORD	A:28/F:26/DF:26.9/O:56/Z/ABS:44
24051	Joint Kit	FORD USA	A:28/F:26/DF:26.9/O:56/Z/ABS:44
24051	Joint Kit	MAZDA	A:28/F:26/DF:26.9/O:56/Z/ABS:44
24052	Driveshaft	OPEL	L:585/A:22/D:22/O:52/ABS:29
24052	Driveshaft	VAUXHALL	L:585/A:22/D:22/O:52/ABS:29
24053	Driveshaft	OPEL	L:933/A:22/D:22/O:52/ABS:29
24053	Driveshaft	VAUXHALL	L:933/A:22/D:22/O:52/ABS:29
24054	Driveshaft	OPEL	A:22/O:52/ABS:29
24054	Driveshaft	VAUXHALL	A:22/O:52/ABS:29
24055	Driveshaft	OPEL	A:22/O:52/ABS:29
24055	Driveshaft	VAUXHALL	A:22/O:52/ABS:29
24056	Driveshaft	OPEL	A:22/O:52/ABS:29
24056	Driveshaft	VAUXHALL	A:22/O:52/ABS:29
24057	Driveshaft	OPEL	A:22/O:52/ABS:29
24057	Driveshaft	VAUXHALL	A:22/O:52/ABS:29
24058	Driveshaft	OPEL	L:597/A:33/D:22/O:52/ABS:29
24058	Driveshaft	VAUXHALL	L:597/A:33/D:22/O:52/ABS:29
24059	Driveshaft	OPEL	L:962/A:33/D:22/O:52/ABS:29
24059	Driveshaft	VAUXHALL	L:962/A:33/D:22/O:52/ABS:29
24060	Driveshaft	OPEL	L:598/A:22/D:22/O:52/ABS:29
24060	Driveshaft	VAUXHALL	L:598/A:22/D:22/O:52/ABS:29
24061	Driveshaft	OPEL	L:960/A:22/D:22/O:52/ABS:29
24061	Driveshaft	VAUXHALL	L:960/A:22/D:22/O:52/ABS:29
24062	Driveshaft	OPEL	L:597/A:33/D:34/O:52/ABS:29
24062	Driveshaft	VAUXHALL	L:597/A:33/D:34/O:52/ABS:29
24063	Driveshaft	OPEL	L:962/A:33/D:34/O:52/ABS:29

Part-No. / Teile-Nr.	Description / Bezeichnung	Car Manufacturer / Fahrzeughersteller	Technical Specifications / Technische Angaben
-------------------------	------------------------------	--	--

24063	Driveshaft	VAUXHALL	L:962/A:33/D:34/O:52/ABS:29
24064	Boot Kit	MINI	L:85/Ø1=19Ø2=61/Trilobe
24064	Boot Kit	ROVER	L:85/Ø1=19Ø2=61/Trilobe
24065	Joint w. Shaft	FORD	L:685/A:28/G:26/O:57/ABS:48
24066	Driveshaft	OPEL	L:595/A:33/D:22/O:52
24066	Driveshaft	VAUXHALL	L:595/A:33/D:22/O:52
24067	Tripod	FORD	G:22/Ø Tripodroller:30
24067	Tripod	MAZDA	G:22/Ø Tripodroller:30
24068	Driveshaft	OPEL	L:977/A:33/D:22/O:52
24068	Driveshaft	VAUXHALL	L:977/A:33/D:22/O:52
24069	Boot Kit	FORD	L:145/Ø1=29.3/Ø2=98.6
24070	Boot Kit	FORD	L:124/Ø1=29.2/Ø2=92/Trilobe
24071	Driveshaft	OPEL	L:615/A:33/D:22/O:52
24071	Driveshaft	VAUXHALL	L:615/A:33/D:22/O:52
24072	Driveshaft	OPEL	L:960/A:33/D:22/O:52
24072	Driveshaft	VAUXHALL	L:960/A:33/D:22/O:52
24073	Driveshaft	OPEL	L:611/A:33/D:34/O:52
24073	Driveshaft	VAUXHALL	L:611/A:33/D:34/O:52
24074	Driveshaft	OPEL	L:955/A:33/D:34/O:52
24074	Driveshaft	VAUXHALL	L:955/A:33/D:34/O:52
24075	Driveshaft	OPEL	L:599/A:33/D:22/O:52/ABS:29
24075	Driveshaft	VAUXHALL	L:599/A:33/D:22/O:52/ABS:29
24076	Driveshaft	OPEL	L:959/A:33/D:22/O:52/ABS:29
24076	Driveshaft	VAUXHALL	L:959/A:33/D:22/O:52/ABS:29
24077	Driveshaft	OPEL	L:612/A:33/D:34/O:52.3
24077	Driveshaft	VAUXHALL	L:612/A:33/D:34/O:52.3
24078	Driveshaft	OPEL	L:584/A:33/K:34/O:52.3
24078	Driveshaft	VAUXHALL	L:584/A:33/K:34/O:52.3
24079	Driveshaft	OPEL	L:606/A:33/D:22/O:52.3
24079	Driveshaft	VAUXHALL	L:606/A:33/D:22/O:52.3
24080	Driveshaft	OPEL	L:968.4/A:33/D:22/O:52.3
24080	Driveshaft	VAUXHALL	L:968.4/A:33/D:22/O:52.3
24081	Driveshaft	OPEL	L:605.7/A:33/D:22/O:52.3
24081	Driveshaft	VAUXHALL	L:605.7/A:33/D:22/O:52.3
24082	Driveshaft	OPEL	L:968.8/A:33/D:22/O:52.3
24082	Driveshaft	VAUXHALL	L:968.8/A:33/D:22/O:52.3
24083	Driveshaft	OPEL	L:576.7/A:33/D:25/O:52.3
24083	Driveshaft	VAUXHALL	L:576.7/A:33/D:25/O:52.3

Part-No. / Teile-Nr.	Description / Bezeichnung	Car Manufacturer / Fahrzeughersteller	Technical Specifications / Technische Angaben
24084	Driveshaft	OPEL	L:619.7/A:33/K:34/O:52.3
24084	Driveshaft	VAUXHALL	L:619.7/A:33/K:34/O:52.3
24085	Driveshaft	OPEL	L:605.6/A:33/D:22/O:52.3
24085	Driveshaft	VAUXHALL	L:605.6/A:33/D:22/O:52.3
24086	Driveshaft	OPEL	L:968.7/A:33/D:22/O:52.3
24086	Driveshaft	VAUXHALL	L:968.7/A:33/D:22/O:52.3
24087	Driveshaft	OPEL	L:595.2/A:30/D:25/O:52.3
24087	Driveshaft	VAUXHALL	L:595.2/A:30/D:25/O:52.3
24088	Driveshaft	OPEL	L:619.7/A:30/K:34/O:52.3
24088	Driveshaft	VAUXHALL	L:619.7/A:30/K:34/O:52.3
24089	Joint Kit	SEAT	A:36/F:27/DF:27.5/O:52/X
24089	Joint Kit	SKODA	A:36/F:27/DF:27.5/O:52/X
24089	Joint Kit	VOLKSWAGEN	A:36/F:27/DF:27.5/O:52/X
24090	Boot Kit	SEAT	L:115/Ø1=29/Ø2=98
24090	Boot Kit	SKODA	L:115/Ø1=29/Ø2=98
24090	Boot Kit	VOLKSWAGEN	L:115/Ø1=29/Ø2=98
24091	Driveshaft	SEAT	L:525/A:22/O:53
24091	Driveshaft	VOLKSWAGEN	L:525/A:22/O:53
24092	Driveshaft	SEAT	L:750/A:22/O:53
24092	Driveshaft	VOLKSWAGEN	L:750/A:22/O:53
24093	Driveshaft	VOLKSWAGEN	A:22/O:53
24094	Driveshaft	SEAT	L:527/A:22/O:53
24094	Driveshaft	VOLKSWAGEN	L:527/A:22/O:53
24095	Driveshaft	SEAT	L:712/A:22/O:53
24095	Driveshaft	VOLKSWAGEN	L:712/A:22/O:53
24096	Driveshaft	SEAT	L:501/A:36/O:52
24096	Driveshaft	SKODA	L:501/A:36/O:52
24096	Driveshaft	VOLKSWAGEN	L:501/A:36/O:52
24097	Driveshaft	SEAT	L:753/A:36/O:52
24097	Driveshaft	SKODA	L:753/A:36/O:52
24097	Driveshaft	VOLKSWAGEN	L:753/A:36/O:52
24098	Driveshaft	SEAT	L:476/A:36/O:52
24098	Driveshaft	SKODA	L:476/A:36/O:52
24098	Driveshaft	VOLKSWAGEN	L:476/A:36/O:52
24099	Driveshaft	SEAT	L:758/A:36/O:52
24099	Driveshaft	SKODA	L:758/A:36/O:52
24099	Driveshaft	VOLKSWAGEN	L:758/A:36/O:52
24100	Driveshaft	ROVER	L:614/A:28/D:34

Part-No. / Teile-Nr.	Description / Bezeichnung	Car Manufacturer / Fahrzeughersteller	Technical Specifications / Technische Angaben
24101	Driveshaft	ROVER	L:956/A:28/D:34
24102	Driveshaft	ROVER	L:627/A:28/D:34
24103	Driveshaft	ROVER	L:942/A:28/D:34
24104	Driveshaft	ROVER	L:634/A:28/D:34
24105	Driveshaft	ROVER	L:976/A:28/D:34
24107	Driveshaft	ROVER	L:947/A:28/D:34
24108	Driveshaft	ROVER	A:28/D:34
24109	Driveshaft	ROVER	
24110	Driveshaft	ROVER	
24111	Joint Kit	OPEL	A:33/F:22/O:52/Z/ABS:29
24111	Joint Kit	VAUXHALL	A:33/F:22/O:52/Z/ABS:29
24112	Joint Kit	OPEL	A:23/F:20/DF:20.68/O:49/Z/ABS:43
24112	Joint Kit	VAUXHALL	A:23/F:20/DF:20.68/O:49/Z/ABS:43
24113	Joint w. Shaft	FORD	L:681/A:28/G:27/O:57/ABS:48
24114	Driveshaft	RENAULT	L:630/A:21/Ø Tripodroller:30
24115	Driveshaft	RENAULT	L:635/A:21/ABS:26/Ø Tripodroller:30
24116	Driveshaft	RENAULT	L:754/A:21/K:23
24117	Driveshaft	RENAULT	L:750/A:23
24118	Driveshaft	RENAULT	L:754/A:21/K:23
24119	Driveshaft	RENAULT	L:630/A:21/Ø Tripodroller:30
24120	Driveshaft	RENAULT	L:630/A:21/ABS:26/Ø Tripodroller:30
24121	Driveshaft	RENAULT	L:726/A:23/K:23
24122	Driveshaft	BMW	L:670/A:27/ABS:48
24123	Driveshaft	BMW	L:635/A:27/ABS:48
24124	Driveshaft	BMW	A:27/ABS:48
24125	Driveshaft	BMW	A:27/ABS:48
24126	Driveshaft	BMW	L:689.7/A:30
24127	Driveshaft	BMW	L:635/A:30
24128	Driveshaft	BMW	L:689.7/A:30
24129	Driveshaft	BMW	L:635/A:30
24130	Driveshaft	BMW	L:615/A:27/ABS:48
24131	Driveshaft	BMW	L:670/A:27/ABS:48
24132	Driveshaft	BMW	L:670/A:27/ABS:48
24133	Driveshaft	BMW	L:630/A:27/ABS:48
24134	Driveshaft	BMW	A:27/ABS:48
24135	Driveshaft	BMW	A:27/ABS:48
24136	Driveshaft	BMW	L:675/A:30
24137	Driveshaft	BMW	L:630/A:30

Part-No. / Teile-Nr.	Description / Bezeichnung	Car Manufacturer / Fahrzeughersteller	Technical Specifications / Technische Angaben
-------------------------	------------------------------	--	--

24138	Boot Kit	BMW	L:78/Ø1=27/Ø2=51.5
24139	Boot Kit	BMW	L:109.5/Ø1=26/Ø2=93.5/with cap
24140	Boot Kit	BMW	L:78.5/Ø1=26/Ø2=46.5
24141	Boot Kit	BMW	L:111/Ø1=26/Ø2=102/with cap
24142	Boot Kit	BMW	L:111/Ø1=31/Ø2=102/with cap
24143	Boot Kit	BMW	L:78.5/Ø1=31/Ø2=52
24144	Driveshaft	VOLKSWAGEN	L:647/A:38/K:26
24145	Boot Kit	BMW	L:78.5/Ø1=31/Ø2=52
24146	Boot Kit	BMW	L:111/Ø1=31/Ø2=94/with cap
24147	Boot Kit	BMW	L:78.5/Ø1=31/Ø2=46.5
24148	Driveshaft	BMW	L:588/A:30/D:27/O:65
24149	Driveshaft	BMW	L:994/A:30/D:27/O:65
24150	Driveshaft	BMW	L:657/A:30
24151	Driveshaft	BMW	L:650/A:30
24152	Driveshaft	VOLKSWAGEN	L:645/A:38
24153	Driveshaft	VOLKSWAGEN	L:881/A:38/K:26/with bearing
24155	Driveshaft	VOLKSWAGEN	L:907/A:38/K:26/with bearing
24156	Driveshaft	VOLKSWAGEN	L:641.7/A:38/K:26
24157	Driveshaft	VOLKSWAGEN	L:952.3/A:38/K:26/with bearing
24158	Driveshaft	VOLKSWAGEN	L:952.3/A:38/K:26/with bearing
24159	Driveshaft	VOLKSWAGEN	L:645/A:38/K:26
24160	Driveshaft	DACIA	L:690/A:21/Ø Tripodroller:29.9
24161	Driveshaft	DACIA	L:690/A:21/Ø Tripodroller:29.9
24162	Driveshaft	DACIA	L:765/A:21/K:23
24163	Driveshaft	DACIA	L:765/A:21/K:23
24164	Driveshaft	DACIA	L:690/A:23/Ø Tripodroller:29.9
24165	Driveshaft	DACIA	L:690/A:23/Ø Tripodroller:29.9
24166	Driveshaft	DACIA	L:765/A:23/K:23
24167	Driveshaft	DACIA	L:765/A:23/K:23
24168	Driveshaft	MERCEDES-BENZ	L:876/A:30/D:26/O:70
24169	Driveshaft	ROVER	L:969/A:28/D:34
24170	Driveshaft	ROVER	L:599/A:28/D:34
24171	Driveshaft	ROVER	L:622/A:28/D:34
24172	Driveshaft	ROVER	L:947/A:28/D:34
24173	Driveshaft	ROVER	
24174	Driveshaft	ROVER	
24175	Driveshaft	FIAT	L:452/A:25/O:51/Ø Tripodroller:33.9
24176	Driveshaft	FIAT	L:469/A:25/O:51/Ø Tripodroller:33.9

Part-No. / Teile-Nr.	Description / Bezeichnung	Car Manufacturer / Fahrzeughersteller	Technical Specifications / Technische Angaben
-------------------------	------------------------------	--	--

24177	Driveshaft	FIAT	L:510/A:25/Ø Tripodroller:35
24178	Driveshaft	FIAT	L:491/A:25/Ø Tripodroller:35
24178	Driveshaft	LANCIA	L:491/A:25/Ø Tripodroller:35
24179	Driveshaft	FIAT	L:475/A:25/Ø Tripodroller:35
24179	Driveshaft	LANCIA	L:475/A:25/Ø Tripodroller:35
24181	Driveshaft	VOLKSWAGEN	L:702.3/A:38
24182	Driveshaft	VOLKSWAGEN	L:747/A:38
24183	Driveshaft	VOLKSWAGEN	L:641.7/A:38/K:26
24184	Driveshaft	FORD	L:646/A:25/D:23
24185	Driveshaft	FORD	L:945.3/A:25/D:23/with bearing
24186	Driveshaft	FORD	L:606.35/A:25/D:22
24187	Driveshaft	FORD	L:927.75/A:25/D:22/with bearing
24188	Driveshaft	FORD	L:639.9/A:25/D:23
24189	Driveshaft	FORD	L:938.8/A:25/D:23/with bearing
24190	Driveshaft	FORD	L:646.5/A:25/D:23
24191	Driveshaft	FORD	L:945.3/A:25/D:23/with bearing
24192	Driveshaft	CITROEN	L:660/A:21/D:22
24193	Driveshaft	CITROEN	L:860/A:21/D:22
24194	Driveshaft	CITROEN	L:655/A:21/D:22
24195	Driveshaft	CITROEN	L:866/A:21/D:22
24196	Joint Kit	PEUGEOT	A:21/F:21/O:48.8/ABS:48/Ø ABS ring:99
24197	Driveshaft	VOLKSWAGEN	L:730/A:30
24198	Driveshaft	AUDI	L:518/A:30
24198	Driveshaft	VOLKSWAGEN	L:518/A:30
24199	Driveshaft	VOLKSWAGEN	L:738/A:38
24200	Driveshaft	VOLKSWAGEN	L:518/A:38
24210	Joint Kit	MINI	A:25/F:23/DF:24.56/O:50/Z
24212	Joint Kit	MINI	A:25/F:22/DF:22.65/O:54/Z
24214	Joint Kit	MINI	A:25/F:24/DF:24.77/O:54/Z
24215	Joint Kit	MINI	A:25/F:23/DF:23.73/O:54/Z
24216	Joint Kit	MINI	A:25/F:30/DF:23.34/O:54/Z
24217	Joint Kit	MINI	D:25/G:23
24218	Joint Kit	MINI	D:25/G:25
24219	Joint Kit	MINI	D:25/G:27
24220	Joint Kit	ISUZU	D:17/G:26
24221	Joint Kit	ISUZU	D:17/G:26
24222	Driveshaft	MINI	A:25/D:25
24223	Joint Kit	MINI	D:25/G:30

Part-No. / Teile-Nr.	Description / Bezeichnung	Car Manufacturer / Fahrzeughersteller	Technical Specifications / Technische Angaben
24224	Joint Kit	mitsubishi	A:25/F:23/DF:24.50/O:50/X
24225	Joint Kit	HYUNDAI	A:25/F:30/DF:23.15/O:50/Z
24225	Joint Kit	mitsubishi	A:25/F:30/DF:23.15/O:50/Z
24226	Joint Kit	mitsubishi	A:28/F:25/DF:25.70/O:56/Z
24227	Joint Kit	mitsubishi	D:28/G:27
24228	Driveshaft	VOLKSWAGEN	L:518/A:30
24229	Driveshaft	VOLKSWAGEN	L:728/A:38
24230	Boot Kit	VOLKSWAGEN	L:100.2/Ø1=28.5/Ø2=68.7
24231	Boot Kit	VOLKSWAGEN	L:120/Ø1=28.5/Ø2=99.4
24232	Boot Kit	VOLKSWAGEN	L:82.3/Ø1=29.5/Ø2=63.2/with cap
24233	Boot Kit	VOLKSWAGEN	L:73.9/Ø1=31.5/Ø2=69.2/with cap
24234	Boot Kit	VOLKSWAGEN	L:82.3/Ø1=29.5/Ø2=63.2
24235	Boot Kit	VOLKSWAGEN	L:73.9/Ø1=31.5/Ø2=69.2
24236	Joint Kit	VOLKSWAGEN	G:28/Ø Joint:112
24237	Joint Kit	VOLKSWAGEN	A:30/F:27/DF:57.15/O:64/X/Ø Joint:100
24238	Joint Kit	VOLKSWAGEN	G:28/Ø Joint:108
24239	Joint Kit	VOLKSWAGEN	G:30/Ø Joint:116
24240	Driveshaft	RENAULT	L:615/A:27/Ø Tripodroller:37
24241	Driveshaft	RENAULT	L:1025/A:27/D:39
24242	Driveshaft	RENAULT	L:723/A:27/Ø Tripodroller:30
24243	Driveshaft	RENAULT	L:790/A:27/D:23
24244	Driveshaft	RENAULT	L:690/A:25/D:26
24245	Driveshaft	RENAULT	L:810/A:25/K:23 (with bearing)
24246	Driveshaft	RENAULT	L:630/A:21/ABS:44/Ø Tripodroller:30
24247	Driveshaft	RENAULT	L:729/A:21/D:23/ABS:44
24248	Driveshaft	FIAT	L:524/A:25/Ø Tripodroller:39.22
24249	Driveshaft	RENAULT	L:790/A:27/K:23/with bearing
24250	Driveshaft	PEUGEOT	L:670/A:21/D:22
24251	Driveshaft	PEUGEOT	L:870/A:21/D:22
24252	Driveshaft	PEUGEOT	L:670/A:21/D:22
24253	Driveshaft	PEUGEOT	L:870/A:21/D:22
24254	Driveshaft	PEUGEOT	L:670/A:21/D:22
24255	Driveshaft	PEUGEOT	L:870/A:21/D:22
24256	Driveshaft	PEUGEOT	L:660/A:21/D:22
24257	Driveshaft	PEUGEOT	L:870/A:21/D:22
24258	Driveshaft	VOLKSWAGEN	L:506/A:20/Ø Tripodroller:39.3
24259	Driveshaft	PEUGEOT	L:715/A:28/D:24
24260	Driveshaft	CITROEN	L:995/A:24/D:24/with bearing

Part-No. / Teile-Nr.	Description / Bezeichnung	Car Manufacturer / Fahrzeughersteller	Technical Specifications / Technische Angaben
24260	Driveshaft	PEUGEOT	L:995/A:24/D:24/with bearing
24261	Driveshaft	CITROEN	L:706/A:28/D:24
24261	Driveshaft	PEUGEOT	L:706/A:28/D:24
24262	Driveshaft	SMART	L:495/A:24/D:33/O:50.2/ABS:42
24263	Driveshaft	SMART	L:725/A:24/D:33/O:50.2/ABS:42
24268	Driveshaft	PEUGEOT	L:650/A:21/D:22
24269	Driveshaft	PEUGEOT	L:850/A:21/D:22
24270	Driveshaft	PEUGEOT	L:642/A:21/D:22
24271	Driveshaft	PEUGEOT	L:860/A:21/D:22
24272	Driveshaft	PEUGEOT	L:642/A:25/D:22
24273	Driveshaft	PEUGEOT	L:845/A:25/D:22
24274	Driveshaft	PEUGEOT	L:635/A:25/D:22
24275	Driveshaft	PEUGEOT	L:850/A:25/D:22
24276	Driveshaft	PEUGEOT	L:620/A:25/D:26
24277	Driveshaft	PEUGEOT	L:755/A:25/K:26
24278	Driveshaft	PEUGEOT	L:610/A:25/D:26
24279	Driveshaft	PEUGEOT	L:762/A:25/K:26
24280	Joint Kit	OPEL	A:22/F:28/O:52/Z/ABS:29
24280	Joint Kit	VAUXHALL	A:22/F:28/O:52/Z/ABS:29
24281	Boot Kit	OPEL	L:126/Ø1=23.2/Ø2=79.8
24281	Boot Kit	VAUXHALL	L:126/Ø1=23.2/Ø2=79.8
24282	Joint Kit	CITROEN	A:35/F:29/O:71.6/Z/Ø Joint:106
24282	Joint Kit	FIAT	A:35/F:29/O:71.6/Z/Ø Joint:106
24282	Joint Kit	PEUGEOT	A:35/F:29/O:71.6/Z/Ø Joint:106
24283	Boot Kit	CITROEN	L:136.25/Ø1=31.5/Ø2=105.2
24283	Boot Kit	FIAT	L:136.25/Ø1=31.5/Ø2=105.2
24283	Boot Kit	PEUGEOT	L:136.25/Ø1=31.5/Ø2=105.2
24284	Joint Kit	CITROEN	A:35/F:29/O:71.6/X/Ø Joint:106
24284	Joint Kit	FIAT	A:35/F:29/O:71.6/X/Ø Joint:106
24284	Joint Kit	PEUGEOT	A:35/F:29/O:71.6/X/Ø Joint:106
24285	Joint Kit	CITROEN	A:35/F:27/O:71.6/Ø Joint:98
24285	Joint Kit	FIAT	A:35/F:27/O:71.6/Ø Joint:98
24285	Joint Kit	PEUGEOT	A:35/F:27/O:71.6/Ø Joint:98
24286	Boot Kit	CITROEN	L:141/Ø1=28.5/Ø2=97.6
24286	Boot Kit	FIAT	L:141/Ø1=28.5/Ø2=97.6
24286	Boot Kit	PEUGEOT	L:141/Ø1=28.5/Ø2=97.6
24287	Joint Kit	CITROEN	A:41/G:29/Ø Joint:97/Ø Tripodroller:42.1
24287	Joint Kit	FIAT	A:41/G:29/Ø Joint:97/Ø Tripodroller:42.1

Part-No. / Teile-Nr.	Description / Bezeichnung	Car Manufacturer / Fahrzeughersteller	Technical Specifications / Technische Angaben
----------------------	---------------------------	---------------------------------------	---

24287	Joint Kit	PEUGEOT	A:41/G:29/Ø Joint:97/Ø Tripodroller:42.1
24288	Boot Kit	CITROEN	L:96.15/Ø1=28.6/Ø2=102
24288	Boot Kit	FIAT	L:96.15/Ø1=28.6/Ø2=102
24288	Boot Kit	PEUGEOT	L:96.15/Ø1=28.6/Ø2=102
24289	Joint Kit	CITROEN	A:41/G:29/Ø Joint:97/Ø Tripodroller:42.1
24289	Joint Kit	FIAT	A:41/G:29/Ø Joint:97/Ø Tripodroller:42.1
24289	Joint Kit	PEUGEOT	A:41/G:29/Ø Joint:97/Ø Tripodroller:42.1
24290	Joint Kit	CITROEN	A:41/G:27/Ø Joint:89/Ø Tripodroller:43.7
24290	Joint Kit	FIAT	A:41/G:27/Ø Joint:89/Ø Tripodroller:43.7
24290	Joint Kit	PEUGEOT	A:41/G:27/Ø Joint:89/Ø Tripodroller:43.7
24291	Boot Kit	CITROEN	L:96.2/Ø1=27.55/Ø2=95.5
24291	Boot Kit	FIAT	L:96.2/Ø1=27.55/Ø2=95.5
24291	Boot Kit	PEUGEOT	L:96.2/Ø1=27.55/Ø2=95.5
24292	Joint Kit	CITROEN	A:41/G:27/Ø Joint:89/Ø Tripodroller:43.7
24292	Joint Kit	FIAT	A:41/G:27/Ø Joint:89/Ø Tripodroller:43.7
24292	Joint Kit	PEUGEOT	A:41/G:27/Ø Joint:89/Ø Tripodroller:43.7
24293	Joint Kit	CITROEN	A:31/G:29/Ø Joint:97/Ø Tripodroller:42.1
24293	Joint Kit	FIAT	A:31/G:29/Ø Joint:97/Ø Tripodroller:42.1
24293	Joint Kit	PEUGEOT	A:31/G:29/Ø Joint:97/Ø Tripodroller:42.1
24294	Joint Kit	CITROEN	A:31/G:29/Ø Joint:97/Ø Tripodroller:42.1
24294	Joint Kit	FIAT	A:31/G:29/Ø Joint:97/Ø Tripodroller:42.1
24294	Joint Kit	PEUGEOT	A:31/G:29/Ø Joint:97/Ø Tripodroller:42.1
24295	Joint Kit	FIAT	A:25/F:23/O:51/Z
24295	Joint Kit	LANCIA	A:25/F:23/O:51/Z
24295	Joint Kit	OPEL	A:25/F:23/O:51/Z
24295	Joint Kit	VAUXHALL	A:25/F:23/O:51/Z
24296	Boot Kit	FIAT	L:120.25/Ø1=24.5/Ø2=81.6
24296	Boot Kit	LANCIA	L:120.25/Ø1=24.5/Ø2=81.6
24296	Boot Kit	OPEL	L:120.25/Ø1=24.5/Ø2=81.6
24296	Boot Kit	VAUXHALL	L:120.25/Ø1=24.5/Ø2=81.6
24297	Joint Kit	FIAT	A:22/F:21/O:51/Z
24297	Joint Kit	OPEL	A:22/F:21/O:51/Z
24297	Joint Kit	VAUXHALL	A:22/F:21/O:51/Z
24298	Boot Kit	FIAT	L:115/Ø1=22.5/Ø2=74.6
24298	Boot Kit	OPEL	L:115/Ø1=22.5/Ø2=74.6
24298	Boot Kit	VAUXHALL	L:115/Ø1=22.5/Ø2=74.6
24299	Driveshaft	AUDI	L:533.8/A:33
24299	Driveshaft	VOLKSWAGEN	L:533.8/A:33

Part-No. / Teile-Nr.	Description / Bezeichnung	Car Manufacturer / Fahrzeughersteller	Technical Specifications / Technische Angaben
----------------------	---------------------------	---------------------------------------	---

24300	Driveshaft	SEAT	
24300	Driveshaft	SKODA	
24301	Driveshaft	AUDI	
24302	Driveshaft	SEAT	L:744/A:36
24302	Driveshaft	SKODA	L:744/A:36
24302	Driveshaft	VOLKSWAGEN	L:744/A:36
24303	Driveshaft	SEAT	L:502/A:36
24303	Driveshaft	SKODA	L:502/A:36
24303	Driveshaft	VOLKSWAGEN	L:502/A:36
24304	Driveshaft	BMW	L:590/A:30/D:27
24305	Driveshaft	BMW	L:905/A:30/D:27
24306	Driveshaft	BMW	L:677/A:27/ABS:48/with cap
24307	Joint Kit	VOLKSWAGEN	A:22/F:30/O:51/Ø Joint:81
24308	Joint Kit	VOLKSWAGEN	A:36/F:30/O:52/Ø Joint:85
24309	Boot Kit	VOLKSWAGEN	L:114/Ø1=25.5/Ø2=83.3
24324	Driveshaft	RENAULT	L:660/A:27/Ø Tripodroller:37
24325	Driveshaft	RENAULT	L:1000/A:27/D:39/with bearing
24326	Joint Kit	VOLKSWAGEN	A:36/F:27/O:59/Z
24327	Boot Kit	VOLKSWAGEN	L:120/Ø1=27/Ø2=94.5
24328	Driveshaft	CITROEN	L:640/A:25/D:37
24329	Driveshaft	CITROEN	L:950/A:25/D:37/with bearing
24330	Driveshaft	CITROEN	L:628/A:25/D:37
24331	Driveshaft	CITROEN	L:953/A:25/D:37/with bearing
24332	Driveshaft	CITROEN	L:598/A:25/D:37
24333	Driveshaft	CITROEN	L:940/A:25/D:37/with bearing
24334	Driveshaft	CITROEN	L:935/A:25/D:37/with bearing
24335	Driveshaft	CITROEN	L:931/A:25/D:37/with bearing
24338	Joint Kit	TOYOTA	A:26/F:27/DF:26.08/O.63/X/ABS
24339	Boot Kit	TOYOTA	L:115/Ø1=27/Ø2=90
24341	Joint Kit	FIAT	A:22/F:20/O:47
24342	Boot Kit	FIAT	L:110/Ø1=21.5/Ø2=72
24343	Driveshaft	FIAT	L:514/A:25
24343	Driveshaft	LANCIA	L:514/A:25
24344	Driveshaft	FIAT	L:497/A:25
24344	Driveshaft	LANCIA	L:497/A:25
24345	Driveshaft	LANCIA	L:486.5/A:25
24346	Driveshaft	LANCIA	L:522.5/A:25
24347	Driveshaft	FIAT	L:479.5/A:25

Part-No. / Teile-Nr.	Description / Bezeichnung	Car Manufacturer / Fahrzeughersteller	Technical Specifications / Technische Angaben
24347	Driveshaft	LANCIA	L:479.5/A:25
24348	Driveshaft	FIAT	L:494.5/A:25
24348	Driveshaft	LANCIA	L:494.5/A:25
24351	Driveshaft	BMW	L:633/A:30/ABS:48
24352	Driveshaft	BMW	L:686/A:30/ABS:48
24356	Driveshaft	BMW	L:924/A:30/D:27
24361	Driveshaft	BMW	L:645/A:30/ABS:48
24362	Driveshaft	BMW	L:688/A:30/ABS:48
24367	Boot Kit	AUDI	L:88/Ø1=21/Ø2=82
24367	Boot Kit	SEAT	L:88/Ø1=21/Ø2=82
24367	Boot Kit	SKODA	L:88/Ø1=21/Ø2=82
24367	Boot Kit	VOLKSWAGEN	L:88/Ø1=21/Ø2=82
24368	Boot Kit	MAZDA	L:101/Ø1=24/Ø2=83
24368	Boot Kit	OPEL	L:101/Ø1=24/Ø2=83
24368	Boot Kit	VAUXHALL	L:101/Ø1=24/Ø2=83
24369	Boot Kit	NISSAN	L:99/Ø1=25/Ø2=83
24369	Boot Kit	OPEL	L:99/Ø1=25/Ø2=83
24369	Boot Kit	VAUXHALL	L:99/Ø1=25/Ø2=83
24370	Driveshaft	BMW	L:673/A:27/ABS:48
24371	Joint Kit	HONDA	A:26/F:28/DF:21.77/O:53.5/Z
24372	Boot Kit	HONDA	L:116/Ø1=22/Ø2=82
24373	Driveshaft	CITROEN	L:670/A:25/D:37
24373	Driveshaft	PEUGEOT	L:670/A:25/D:37
24374	Driveshaft	CITROEN	L:932/A:25/D:37
24374	Driveshaft	PEUGEOT	L:932/A:25/D:37
24375	Driveshaft	RENAULT	L:963/A:25/D:39/with bearing
24376	Driveshaft	RENAULT	L:963/A:23/D:39
24377	Driveshaft	RENAULT	L:630/A:21/ABS:44/Ø Tripodroller:30
24378	Driveshaft	RENAULT	L:742/A:21/ABS:44
24379	Joint Kit	MAZDA	A:28/F:23/DF:24.56/O:56/X/ABS:44
24380	Boot Kit	MAZDA	L:122/Ø1=25/Ø2=82
24381	Joint Kit	TOYOTA	A:26/F:23/DF:23.73/O:58/Z/ABS:48
24382	Boot Kit	TOYOTA	L:120/Ø1=23.5/Ø2=80
24383	Joint Kit	HYUNDAI	A:25/F:19/DF:20.09/O:54.3/Z/ABS:48
24384	Boot Kit	HYUNDAI	L:84/Ø1=20/Ø2=68
24385	Joint Kit	FIAT	A:30/F:26/O:52.5/Z
24386	Boot Kit	FIAT	L:198.5/Ø1=26.8/Ø2=88
24387	Joint Kit	HONDA	A:26/F:22/O:60/Z/ABS:50

Part-No. / Teile-Nr.	Description / Bezeichnung	Car Manufacturer / Fahrzeughersteller	Technical Specifications / Technische Angaben
24388	Boot Kit	HONDA	L:118/Ø1=21.8/Ø2=77.6
24389	Joint Kit	HONDA	A:26/F:32/O:60/X/ABS:50
24390	Boot Kit	HONDA	L:112/Ø1=27/Ø2=86
24391	Joint Kit	TOYOTA	A:24/F:23/DF:22.8/O:58/X/ABS:48
24392	Joint Kit	MINI	A:26/F:21/O:54/Z
24393	Boot Kit	MINI	L:113/Ø1=22.7/Ø2=75.2
24394	Joint Kit	MINI	A:26/F:23/O:54/Z
24395	Boot Kit	MINI	L:119/Ø1=24.5/Ø2=81.6
24396	Driveshaft	LAND ROVER	L:677/A:30/D:30/ABS:48
24397	Driveshaft	LAND ROVER	L:1025/A:30/D:30/ABS:48
24398	Driveshaft	DACIA	L:900/A:23/D:26/with bearing
24398	Driveshaft	RENAULT	L:900/A:23/D:26/with bearing
24399	Driveshaft	RENAULT	L:786/A:23/K:23/ABS:44/with bearing
24400	Driveshaft	RENAULT	L:660/A:23/D:26
24409	Joint Kit	NISSAN	A:27/F:23/DF:24.56/O:56/X
24428	Joint Kit	NISSAN	A:27/F:22/O:56/X
24429	Joint Kit	NISSAN	A:27/F:22/DF:22.80/O:56/X/ABS:42
24430	Joint Kit	NISSAN	A:27/F:32/DF:24.75/O:56/X
24431	Joint Kit	NISSAN	A:27/F:32/DF:24.90/O:56/X/ABS:42
24432	Joint Kit	NISSAN	A:25/F:22/DF:22.66/O:55/X
24433	Joint Kit	NISSAN	A:21/F:19/DF:209/O:48/X
24434	Joint Kit	NISSAN	A:25/F:23/DF:23.73/O:55/Z
24435	Joint Kit	NISSAN	A:25/F:25/DF:25.84/O:55/X
24436	Joint Kit	NISSAN	A:25/F:25/DF:25.84/O:52/X
24437	Joint Kit	NISSAN	A:27/F:25/DF:25.80/O:56/X
24438	Joint Kit	NISSAN	A:25/F:24/DF:24.77/O:52/X
24439	Joint Kit	NISSAN	A:25/F:23/DF:23.73/O:55/X
24440	Joint Kit	NISSAN	A:27/F:25/DF:25.70/O:56/X
24441	Driveshaft	RENAULT	L:1060/A:27/D:39/with bearing
24442	Driveshaft	RENAULT	L:792/A:23/K:26/with bearing
24443	Driveshaft	RENAULT	L:963/A:27/D:39/with bearing
24444	Driveshaft	RENAULT	L:680/A:25/D:26
24445	Driveshaft	RENAULT	L:985/A:27/D:39/with bearing
24446	Driveshaft	RENAULT	L:675/A:25/D:26
24447	Driveshaft	RENAULT	L:908/A:25/D:26/with bearing
24449	Driveshaft	RENAULT	L:620/A:21/D:26/ABS:44
24450	Joint Kit	NISSAN	A:27/F:27/O:50/Z
24451	Driveshaft	RENAULT	L:595/A:27/Tripodroller:37



Part-No. / Teile-Nr.	Description / Bezeichnung	Car Manufacturer / Fahrzeughersteller	Technical Specifications / Technische Angaben
-------------------------	------------------------------	--	--

24452	Driveshaft	RENAULT	L:895/A:23/D:26/with bearing
24453	Driveshaft	RENAULT	L:672/A:23/D:26
24455	Joint Kit	TOYOTA	A:24/F:28/DF:21.6/O:56/Z/ABS:48
24456	Joint Kit	NISSAN	A:23/F:21/O:49/Z
24457	Driveshaft	PEUGEOT	L:636/A:21/D:24
24458	Driveshaft	PEUGEOT	L:916/A:21/D:24
24459	Boot Kit	NISSAN	L:116/Ø1=22/Ø2=73
24460	Driveshaft	DACIA	L:660/A:23/D:26
24460	Driveshaft	RENAULT	L:660/A:23/D:26
24461	Joint Kit	HONDA	A:28/F:32/O.64/X/ABS:50
24462	Joint Kit	AUDI	A:30/F:29/O:54/Z
24462	Joint Kit	VOLKSWAGEN	A:30/F:29/O:54/Z
24463	Boot Kit	AUDI	L:125/Ø1=30.5/Ø2=104
24463	Boot Kit	VOLKSWAGEN	L:125/Ø1=30.5/Ø2=104
24464	Joint Kit	AUDI	G:30/Joint Ø:122/with cap
24464	Joint Kit	VOLKSWAGEN	G:30/Joint Ø:122/with cap
24465	Boot Kit	AUDI	L:113/Ø1=30.5/Ø2=77.4
24465	Boot Kit	VOLKSWAGEN	L:113/Ø1=30.5/Ø2=77.4
24466	Boot Kit	AUDI	L:88/Ø1=24.4/Ø2=71.5
24466	Boot Kit	FORD	L:88/Ø1=24.4/Ø2=71.5
24466	Boot Kit	SEAT	L:88/Ø1=24.4/Ø2=71.5
24466	Boot Kit	SKODA	L:88/Ø1=24.4/Ø2=71.5
24466	Boot Kit	VOLKSWAGEN	L:88/Ø1=24.4/Ø2=71.5
24467	Driveshaft	BMW	L:622/A:27/ABS:48
24470	Driveshaft	VOLVO	L:544/A:36/D:26
24471	Driveshaft	VOLVO	L:933/A:36/D:26
24472	Driveshaft	RENAULT	L:680/A:23/D:26
24473	Driveshaft	AUDI	
24473	Driveshaft	SEAT	L:521/A:36
24473	Driveshaft	SKODA	L:521/A:36
24473	Driveshaft	VOLKSWAGEN	L:521/A:36
24474	Driveshaft	AUDI	L:482/A:36
24474	Driveshaft	SEAT	L:482/A:36
24474	Driveshaft	SKODA	L:482/A:36
24474	Driveshaft	VOLKSWAGEN	L:482/A:36
24475	Driveshaft	AUDI	
24475	Driveshaft	SEAT	
24475	Driveshaft	SKODA	

Part-No. / Teile-Nr.	Description / Bezeichnung	Car Manufacturer / Fahrzeughersteller	Technical Specifications / Technische Angaben
-------------------------	------------------------------	--	--

24475	Driveshaft	VOLKSWAGEN	
24476	Driveshaft	AUDI	
24476	Driveshaft	SEAT	
24476	Driveshaft	SKODA	
24476	Driveshaft	VOLKSWAGEN	
24477	Driveshaft	VOLKSWAGEN	L:813/A:36
24478	Driveshaft	VOLKSWAGEN	L:755/A:36
24479	Driveshaft	AUDI	
24479	Driveshaft	SEAT	
24479	Driveshaft	SKODA	
24479	Driveshaft	VOLKSWAGEN	
24480	Driveshaft	AUDI	
24480	Driveshaft	SEAT	
24480	Driveshaft	SKODA	
24480	Driveshaft	VOLKSWAGEN	
24482	Driveshaft	SEAT	L:560/A:36
24482	Driveshaft	SKODA	L:560/A:36
24482	Driveshaft	VOLKSWAGEN	L:560/A:36
24484	Driveshaft	AUDI	L:585/A:36/D:36
24484	Driveshaft	SKODA	L:585/A:36/D:36
24484	Driveshaft	VOLKSWAGEN	L:585/A:36/D:36
24485	Driveshaft	AUDI	L:522/A:36
24485	Driveshaft	SEAT	L:522/A:36
24485	Driveshaft	SKODA	L:522/A:36
24485	Driveshaft	VOLKSWAGEN	L:522/A:36
24487	Driveshaft	AUDI	L:587/A:36/D:36
24487	Driveshaft	SEAT	L:587/A:36/D:36
24487	Driveshaft	SKODA	L:587/A:36/D:36
24487	Driveshaft	VOLKSWAGEN	L:587/A:36/D:36
24488	Driveshaft	AUDI	L:559/A:36
24488	Driveshaft	SKODA	L:559/A:36
24488	Driveshaft	VOLKSWAGEN	L:559/A:36
24489	Driveshaft	AUDI	L:522/A:36
24489	Driveshaft	SEAT	L:522/A:36
24489	Driveshaft	SKODA	L:522/A:36
24489	Driveshaft	VOLKSWAGEN	L:522/A:36
24490	Driveshaft	VOLKSWAGEN	L:537/A:36
24491	Driveshaft	AUDI	L:492/A:36

Part-No. / Teile-Nr.	Description / Bezeichnung	Car Manufacturer / Fahrzeughersteller	Technical Specifications / Technische Angaben
24491	Driveshaft	SEAT	L:492/A:36
24491	Driveshaft	SKODA	L:492/A:36
24491	Driveshaft	VOLKSWAGEN	L:492/A:36
24494	Driveshaft	AUDI	L:610/A:36
24494	Driveshaft	SKODA	L:610/A:36
24494	Driveshaft	VOLKSWAGEN	L:610/A:36
24498	Driveshaft	SEAT	L:815/A:36
24498	Driveshaft	SKODA	L:815/A:36
24498	Driveshaft	VOLKSWAGEN	L:815/A:36
24500	Driveshaft	AUDI	L:884/A:36/D:26
24500	Driveshaft	SKODA	L:884/A:36/D:26
24500	Driveshaft	VOLKSWAGEN	L:884/A:36/D:26
24501	Driveshaft	VOLKSWAGEN	L:785/A:36
24503	Driveshaft	VOLKSWAGEN	L:780/A:36
24504	Driveshaft	RENAULT	L:915/A:25/D:26/with bearing
24505	Driveshaft	RENAULT	L:920/A:25/A:26
24505	Driveshaft	RENAULT	L:920/A:25/D:26
24506	Driveshaft	RENAULT	L:625/A:27/D:30
24507	Driveshaft	RENAULT	L:700/A:27/D:39
24508	Driveshaft	RENAULT	L:1015/A:27/D:39
24509	Driveshaft	RENAULT	L:670/A:27/D:39
24510	Driveshaft	RENAULT	L:1045/A:27/D:39
24511	Driveshaft	CITROEN	L:649/A:24/D:23
24511	Driveshaft	PEUGEOT	L:649/A:24/D:23
24511	Driveshaft	TOYOTA	L:649/A:24/D:23
24512	Driveshaft	CITROEN	L:839/A:24/D:23
24512	Driveshaft	PEUGEOT	L:839/A:24/D:23
24512	Driveshaft	TOYOTA	L:839/A:24/D:23
24513	Driveshaft	CITROEN	L:594/A:24/D:23
24513	Driveshaft	PEUGEOT	L:594/A:24/D:23
24513	Driveshaft	TOYOTA	L:594/A:24/D:23
24514	Driveshaft	CITROEN	L:898/A:24/D:23
24514	Driveshaft	PEUGEOT	L:898/A:24/D:23
24514	Driveshaft	TOYOTA	L:898/A:24/D:23
24515	Driveshaft	AUDI	L:750/A:30
24524	Driveshaft	NISSAN	L:524/A:27
24525	Driveshaft	RENAULT	L:734/A:23/K:23/ABS:44/with bearing
24526	Joint Kit	CITROEN	A:27/F:34/O.58/X/ABS:48

Part-No. / Teile-Nr.	Description / Bezeichnung	Car Manufacturer / Fahrzeughersteller	Technical Specifications / Technische Angaben
24526	Joint Kit	FIAT	A:27/F:34/O.58/X/ABS:48
24526	Joint Kit	LANCIA	A:27/F:34/O.58/X/ABS:48
24526	Joint Kit	PEUGEOT	A:27/F:34/O.58/X/ABS:48
24527	Driveshaft	RENAULT	L:760/A:21/K:23/ABS:44
24528	Driveshaft	RENAULT	L:680/A:23/D:26
24529	Driveshaft	RENAULT	L:932/A:25/D:39/with bearing
24530	Joint Kit	NISSAN	A:25/F:23/O:55/Z/ABS:42
24531	Driveshaft	VOLKSWAGEN	L:765/A:38
24532	Driveshaft	RENAULT	L:631/A:23/ABS:44/Ø Tripodroller:30
24533	Driveshaft	MERCEDES-BENZ	L:655/A:30
24534	Driveshaft	BMW	L:680/A30
24535	Boot Kit	NISSAN	L:125/Ø1=24/Ø2=80
24536	Joint Kit	NISSAN	A:27/F:26/O:55/Z/ABS:44
24537	Boot Kit	NISSAN	L:125/Ø1=27/Ø2=89
24538	Joint Kit	ALFA ROMEO	A:25/F:26/O:51/Z
24539	Boot Kit	ALFA ROMEO	L:198.5/Ø1=26.8/Ø2=88
24540	Boot Kit	CITROEN	L:112/Ø1=25.5/Ø2=84.5
24540	Boot Kit	FIAT	L:112/Ø1=25.5/Ø2=84.5
24540	Boot Kit	LANCIA	L:112/Ø1=25.5/Ø2=84.5
24540	Boot Kit	PEUGEOT	L:112/Ø1=25.5/Ø2=84.5
24541	Joint Kit	SEAT	A:22/F:30/DF:23.45//O:53/X
24541	Joint Kit	VOLKSWAGEN	A:22/F:30/DF:23.45//O:53/X
24542	Boot Kit	SEAT	L:112.5/Ø1=25.5/Ø2=87
24542	Boot Kit	VOLKSWAGEN	L:112.5/Ø1=25.5/Ø2=87
24543	Joint Kit	CITROEN	A:27/F:39/DF:28.6/O:58/X/ABS:48
24543	Joint Kit	FIAT	A:27/F:39/DF:28.6/O:58/X/ABS:48
24543	Joint Kit	LANCIA	A:27/F:39/DF:28.6/O:58/X/ABS:48
24543	Joint Kit	PEUGEOT	A:27/F:39/DF:28.6/O:58/X/ABS:48
24544	Boot Kit	CITROEN	L:113/Ø1=29.3/Ø2=92
24544	Boot Kit	FIAT	L:113/Ø1=29.3/Ø2=92
24544	Boot Kit	LANCIA	L:113/Ø1=29.3/Ø2=92
24544	Boot Kit	PEUGEOT	L:113/Ø1=29.3/Ø2=92
24545	Joint Kit	CITROEN	A:27/F:39/DF:28.6/O:58/X/ABS:48
24545	Joint Kit	FIAT	A:27/F:39/DF:28.6/O:58/X/ABS:48
24545	Joint Kit	LANCIA	A:27/F:39/DF:28.6/O:58/X/ABS:48
24545	Joint Kit	PEUGEOT	A:27/F:39/DF:28.6/O:58/X/ABS:48
24546	Boot Kit	CITROEN	L:112/Ø1=29/Ø2=97
24546	Boot Kit	FIAT	L:112/Ø1=29/Ø2=97

Part-No. / Teile-Nr.	Description / Bezeichnung	Car Manufacturer / Fahrzeughersteller	Technical Specifications / Technische Angaben
-------------------------	------------------------------	--	--

24546	Boot Kit	LANCIA	L:112/Ø1=29/Ø2=97
24546	Boot Kit	PEUGEOT	L:112/Ø1=29/Ø2=97
24547	Joint Kit	NISSAN	A:25/F:22/DF:22.64/O:55/Z/ABS:42
24548	Joint Kit	NISSAN	A:29/F:25/DF:25.84/O:56/X/ABS:44
24549	Boot Kit	NISSAN	L:111/Ø1=28/Ø2=96
24550	Joint Kit	TOYOTA	A:26/F:25/DF:25.84/O:58/Z/ABS:48
24551	Boot Kit	TOYOTA	L:112/Ø1=26/Ø2=87
24552	Boot Kit	CITROEN	L:96/Ø1=25.5/Ø2=70 (for tripod joint)
24552	Boot Kit	FIAT	L:96/Ø1=25.5/Ø2=70
24552	Boot Kit	LANCIA	L:96/Ø1=25.5/Ø2=70
24552	Boot Kit	PEUGEOT	L:96/Ø1=25.5/Ø2=70
24553	Driveshaft	SEAT	L:760/A:36
24553	Driveshaft	SKODA	L:760/A:36
24553	Driveshaft	VOLKSWAGEN	L:760/A:36
24554	Joint Kit	TOYOTA	A:26/F:22/DF:22.64/O:56/Z/ABS:48
24555	Boot Kit	NISSAN	L:118/Ø1=21.8/Ø2=77.6
24555	Boot Kit	TOYOTA	L:118/Ø1=21.8/Ø2=77.6
24556	Joint Kit	MERCEDES-BENZ	A:25/F:27/DF:21.4/O:60.2/X
24557	Joint Kit	MERCEDES-BENZ	D:22/G:27
24558	Joint Kit	MERCEDES-BENZ	A:25/F:25/DF:25.4/O:60.2/X
24559	Joint Kit	MERCEDES-BENZ	D:27/G:25
24560	Boot Kit	MERCEDES-BENZ	L:109/Ø1=30.2/Ø2=81.2
24561	Boot Kit	MERCEDES-BENZ	L:113/Ø1=32.7/Ø2=72.3
24562	Boot Kit	MERCEDES-BENZ	L:111/Ø1=32.7/Ø2=81
24563	Boot Kit	MERCEDES-BENZ	L:115.5/Ø1=30/Ø2=87.7
24564	Joint Kit	VOLKSWAGEN	L:300/G:28/K:26/Z
24565	Boot Kit	VOLKSWAGEN	L:104/Ø1=23/Ø2=57.5
24566	Joint Kit	VOLKSWAGEN	G:28
24567	Boot Kit	VOLKSWAGEN	L:104/Ø1=23/Ø2=57.5
24568	Joint Kit	VOLKSWAGEN	L:395/G:30/K:26/Z
24569	Boot Kit	VOLKSWAGEN	L:113/Ø1=33.5/Ø2=77.4
24570	Joint Kit	VOLKSWAGEN	L:132/G:30/K:26/Z
24571	Driveshaft	AUDI	L:540/A:38
24574	Driveshaft	SEAT	L:505/A:22/O:53
24574	Driveshaft	VOLKSWAGEN	L:505/A:22/O:53
24576	Driveshaft	RENAULT	L:633/A:27/Ø Tripodroller:37
24577	Driveshaft	PORSCHE	L:754/A:30
24577	Driveshaft	VOLKSWAGEN	L:754/A:30

Part-No. / Teile-Nr.	Description / Bezeichnung	Car Manufacturer / Fahrzeughersteller	Technical Specifications / Technische Angaben
-------------------------	------------------------------	--	--

24578	Driveshaft	RENAULT	L:695/A:27/D:26
24579	Driveshaft	RENAULT	L:630/A:27/D:39
24580	Driveshaft	RENAULT	L:655/A:23/ABS:44/Ø Tripodroller:30
24581	Driveshaft	RENAULT	L:930/A:23/D:39/with bearing
24582	Driveshaft	RENAULT	L:805/A:23/K:23/with bearing
24583	Driveshaft	RENAULT	L:920/A:23/D:26/with bearing
24584	Driveshaft	RENAULT	L:996/A:27/D:39/with bearing
24585	Driveshaft	SKODA	L:755/A:20/O:52
24585	Driveshaft	VOLKSWAGEN	L:755/A:20/O:52
24586	Driveshaft	SEAT	L:461/A:36
24586	Driveshaft	SKODA	L:461/A:36
24587	Driveshaft	RENAULT	L:690/A:23/D:26
24588	Driveshaft	AUDI	L:550/A:38/ABS:45
24589	Driveshaft	RENAULT	L:610/A:23/D:26/ABS:44
24590	Joint Kit	OPEL	A:30/F:24/O:52.3/Z
24590	Joint Kit	VAUXHALL	A:30/F:24/O:52.3/Z
24591	Boot Kit	OPEL	L:120/Ø1=24.5/Ø2=83
24591	Boot Kit	VAUXHALL	L:120/Ø1=24.5/Ø2=83
24593	Joint Kit	OPEL	A:30/F:30/O.59/Z
24593	Joint Kit	VAUXHALL	A:30/F:30/O.59/Z
24594	Boot Kit	OPEL	L:120/Ø1=28.5/Ø2=99.4
24594	Boot Kit	VAUXHALL	L:120/Ø1=28.5/Ø2=99.4
24595	Driveshaft	OPEL	L:643/A:25/D:22
24595	Driveshaft	SUZUKI	L:643/A:25/D:22
24596	Driveshaft	OPEL	L:885/A:25/D:22
24596	Driveshaft	SUZUKI	L:885/A:25/D:22
24597	Driveshaft	OPEL	L:631/A:25/D:26
24597	Driveshaft	SUZUKI	L:631/A:25/D:26
24598	Driveshaft	OPEL	L:614/A:25/K:22
24598	Driveshaft	SUZUKI	L:614/A:25/K:22
24600	Driveshaft	OPEL	L:621/A:30/D:27
24600	Driveshaft	SAAB	L:621/A:30/D:27
24600	Driveshaft	VAUXHALL	L:621/A:30/D:27
24603	Driveshaft	OPEL	L:627/A:30/D:27
24603	Driveshaft	SAAB	L:627/A:30/D:27
24603	Driveshaft	VAUXHALL	L:627/A:30/D:27
24604	Driveshaft	OPEL	L:617.2/A:30/D:27
24604	Driveshaft	SAAB	L:617.2/A:30/D:27

Part-No. / Teile-Nr.	Description / Bezeichnung	Car Manufacturer / Fahrzeughersteller	Technical Specifications / Technische Angaben
24604	Driveshaft	VAUXHALL	L:617.2/A:30/D:27
24605	Boot Kit	DACIA	L:85/Ø1=25.7/Ø2=107/with bearing
24605	Boot Kit	RENAULT	L:85/Ø1=25.7/Ø2=107/with bearing
24606	Boot Kit	DACIA	L:114/Ø1=23.3/Ø2=78.3
24607	Boot Kit	DACIA	L:87.6/Ø1=19.9/Ø2=75.45
24608	Boot Kit	DACIA	L:97/Ø1=25.5/Ø2=69.4 (for tripod joint)
24608	Boot Kit	RENAULT	L:97/Ø1=25.5/Ø2=69.4 (for tripod joint)
24609	Driveshaft	BMW	L:588/A:30/D:27/O:59
24610	Driveshaft	BMW	L:994/A:30/D:27/O:59
24611	Boot Kit	DACIA	L:105/Ø1=24/Ø2=81
24612	Boot Kit	NISSAN	L:68/Ø1=17/Ø2=64
24613	Boot Kit	NISSAN	L:96/Ø1=28.5/Ø2=80
24614	Boot Kit	NISSAN	L:96/Ø1=23/Ø2=73.5
24615	Boot Kit	NISSAN	L:122/Ø1=30/Ø2=99
24616	Boot Kit	NISSAN	L:110/Ø1=28/Ø2=85
24617	Boot Kit	NISSAN	L:110/Ø1=26/Ø2=81
24618	Driveshaft	NISSAN	L:634.1/A:29/D:27
24619	Joint Kit	NISSAN	A:29/F:27/O:67.75/Z
24620	Joint w. Shaft	NISSAN	L:503/D:27
24621	Boot Kit	NISSAN	L:140/Ø1=27.7/Ø2=97.6
24622	Joint Kit	SAAB	A:30/F:27/O:59/Z/ABS:29
24623	Boot Kit	SAAB	L:120/Ø1=25/Ø2=95
24624	Driveshaft	RENAULT	L:665/A:25/D:26
24628	Driveshaft	RENAULT	L:670/A:23/D:26
24629	Joint Kit	FIAT	A:22/F20/O:47/Z
24630	Boot Kit	FIAT	L:83/Ø1=23/Ø2=76
24631	Joint Kit	MERCEDES-BENZ	A:26/F:28/O:62/Z
24632	Boot Kit	MERCEDES-BENZ	L:84/Ø1=24/Ø2=92
24633	Joint Kit	MERCEDES-BENZ	G:28
24634	Boot Kit	MERCEDES-BENZ	L:116/Ø1=24/Ø2=108/with cap
24635	Driveshaft	FIAT	L:619/A:30/D:22
24635	Driveshaft	OPEL	L:619/A:30/D:22
24635	Driveshaft	VAUXHALL	L:619/A:30/D:22
24636	Driveshaft	FIAT	L:984/A:30/D:22
24636	Driveshaft	OPEL	L:984/A:30/D:22
24636	Driveshaft	VAUXHALL	L:984/A:30/D:22
24637	Joint Kit	PIAGGIO	A:24/F:20/DF:21.2/Z
24638	Boot Kit	PIAGGIO	L:104/Ø1=18/Ø2=67

Part-No. / Teile-Nr.	Description / Bezeichnung	Car Manufacturer / Fahrzeughersteller	Technical Specifications / Technische Angaben
24641	Joint Kit	NISSAN	A:27/F:32/O:50/X
24642	Boot Kit	NISSAN	L:99/Ø1=21/Ø2=86
24643	Joint Kit	OPEL	A:25/F:21/DF:21.62/Z
24643	Joint Kit	SUZUKI	A:25/F:21/DF:21.62/Z
24644	Boot Kit	OPEL	L:115.5/Ø1=21.65/Ø2=72.5
24644	Boot Kit	SUZUKI	L:115.5/Ø1=21.65/Ø2=72.5
24652	Driveshaft	AUDI	L:499/A:42/Ø joint ws:100
24653	Driveshaft	AUDI	L:499/A:42/Ø joint ws:88
24654	Driveshaft	AUDI	L:499/A:42/Ø joint ws:100
24655	Driveshaft	AUDI	L:499/A:42/Ø joint ws:106
24656	Boot Kit	AUDI	L:92.5/Ø1=23.5/Ø2=69
24657	Boot Kit	SEAT	L:116/Ø1=24/Ø2=70
24657	Boot Kit	VOLKSWAGEN	L:116/Ø1=24/Ø2=70
24658	Boot Kit	AUDI	L:114/Ø1=18/Ø2=100/with cap
24658	Boot Kit	SEAT	L:114/Ø1=18/Ø2=100/with cap
24658	Boot Kit	SKODA	L:114/Ø1=18/Ø2=100/with cap
24658	Boot Kit	VOLKSWAGEN	L:114/Ø1=18/Ø2=100/with cap
24659	Boot Kit	VOLKSWAGEN	L:100/Ø1=21/Ø2=63
24660	Boot Kit	SEAT	L:100/Ø1=21/Ø2=63
24660	Boot Kit	SKODA	L:100/Ø1=21/Ø2=63
24660	Boot Kit	VOLKSWAGEN	L:100/Ø1=21/Ø2=63
24661	Boot Kit	SEAT	L:108/Ø1=27/Ø2=89/with cap
24661	Boot Kit	SKODA	L:108/Ø1=27/Ø2=89/with cap
24661	Boot Kit	VOLKSWAGEN	L:108/Ø1=27/Ø2=89/with cap
24662	Boot Kit	AUDI	L:108/Ø1=27/Ø2=94/with cap
24662	Boot Kit	SEAT	L:108/Ø1=27/Ø2=94/with cap
24662	Boot Kit	SKODA	L:108/Ø1=27/Ø2=94/with cap
24662	Boot Kit	VOLKSWAGEN	L:108/Ø1=27/Ø2=94/with cap
24663	Boot Kit	SEAT	L:108/Ø1=27/Ø2=94
24663	Boot Kit	SKODA	L:108/Ø1=27/Ø2=94
24663	Boot Kit	VOLKSWAGEN	L:108/Ø1=27/Ø2=94
24664	Boot Kit	SKODA	L:110/Ø1=27/Ø2=100/with cap
24664	Boot Kit	VOLKSWAGEN	L:110/Ø1=27/Ø2=100/with cap
24665	Boot Kit	AUDI	L:102/Ø1=28/Ø2=67
24665	Boot Kit	SEAT	L:102/Ø1=28/Ø2=67
24665	Boot Kit	SKODA	L:102/Ø1=28/Ø2=67
24665	Boot Kit	VOLKSWAGEN	L:102/Ø1=28/Ø2=67
24668	Driveshaft	CITROEN	L645/A:25/D:24

Part-No. / Teile-Nr.	Description / Bezeichnung	Car Manufacturer / Fahrzeughersteller	Technical Specifications / Technische Angaben
-------------------------	------------------------------	--	--

24668	Driveshaft	PEUGEOT	L:645/A:25/D:24
24668	Driveshaft	PEUGEOT	L:645/A:25/D:24
24669	Driveshaft	PEUGEOT	L:927/A:25/D:24/O:40/with bearing
24674	Driveshaft	PEUGEOT	L:665/A:25/D:37
24675	Driveshaft	PEUGEOT	L:955/A:25/D:37
24676	Driveshaft	TOYOTA	L:665/A:26/D:23
24677	Driveshaft	TOYOTA	L:945/A:26/D:23
24678	Driveshaft	TOYOTA	L:665/A:26/D:20
24679	Driveshaft	TOYOTA	L:945/A:26/D:20
24681	Joint Kit	AUDI	A:38/F:27/DF:27.9/Z
24682	Boot Kit	AUDI	L:122/Ø1=27.7/Ø2=98.5
24683	Joint Kit	AUDI	A:42/F:27/O:76.5
24684	Boot Kit	AUDI	L:120/Ø1=27/Ø2=94.5
24685	Joint Kit	AUDI	A:42/F:33/O:76.5
24686	Boot Kit	AUDI	L:112/Ø1=25/Ø2=88
24687	Joint Kit	AUDI	A:42/F:27/O:76.5
24688	Driveshaft	RENAULT	L:640/A:23/ABS:44/Ø Tripodroller:30
24689	Driveshaft	RENAULT	L:740/A:23/K:23/ABS:44
24690	Driveshaft	RENAULT	L:635/A:23/ABS:26/Ø Tripodroller:30
24691	Joint Kit	AUDI	A:42/F:29/O:76.5/Z
24692	Boot Kit	AUDI	L:144/Ø1=30.5/Ø2=104
24693	Joint Kit	FIAT	A:25/F:24/DF:24.8/O:51/Z
24693	Joint Kit	LANCIA	A:25/F:24/DF:24.8/O:51/Z
24694	Boot Kit	OPEL	L:86/Ø1=20.65/Ø2=65.8
24694	Boot Kit	VAUXHALL	L:86/Ø1=20.65/Ø2=65.8
24695	Boot Kit	OPEL	L:87/Ø1=20.25/Ø2=69.4
24695	Boot Kit	VAUXHALL	L:87/Ø1=20.25/Ø2=69.4
24697	Driveshaft	RENAULT	L:780/A:27/K:23/ABS:44
24698	Driveshaft	RENAULT	L:920/A:25/D:26/with bearing
24699	Driveshaft	RENAULT	L:735/A:23/K:23/ABS:26
24700	Driveshaft	RENAULT	L:740/A:23/K:23/ABS:44
24701	Driveshaft	RENAULT	L:740/A:21/K:23/ABS:44
24702	Boot Kit	VOLKSWAGEN	L:109/Ø1=27/Ø2=94/with cap
24703	Boot Kit	VOLKSWAGEN	L:120/Ø1=36/Ø2=100/with cap
24705	Boot Kit	AUDI	L:102/Ø1=28/Ø2=67
24705	Boot Kit	VOLKSWAGEN	L:102/Ø1=28/Ø2=67
24711	Joint Kit	FORD	A:36/F:26/O:56/Z
24712	Boot Kit	FORD	L:122/Ø1=28.5/Ø2=85.5

Part-No. / Teile-Nr.	Description / Bezeichnung	Car Manufacturer / Fahrzeughersteller	Technical Specifications / Technische Angaben
-------------------------	------------------------------	--	--

24714	Driveshaft	CITROEN	L:1010/A:28/D:37/with bearing
24715	Driveshaft	CITROEN	L:670/A:28/D:37
24716	Driveshaft	CITROEN	L:1010/A:28/D:37/with bearing
24717	Driveshaft	CITROEN	L:640/A:28/D:37
24721	Driveshaft	RENAULT	L:673/A:27/D:26
24722	Driveshaft	RENAULT	L:922/A:27/D:26
24723	Driveshaft	NISSAN	L:643.5/A:23/D:26
24724	Driveshaft	NISSAN	L:899/A:23/D:26
24725	Driveshaft	NISSAN	L:890/A:23/D:26
24726	Driveshaft	NISSAN	L:652/A:23/D:25
24727	Driveshaft	NISSAN	L:891/A:23/D:25
24728	Driveshaft	NISSAN	L:649/A:23/D:26
24729	Driveshaft	NISSAN	L:895/A:23/D:26
24730	Driveshaft	NISSAN	L:895/A:23/D:26
24731	Joint Kit	HYUNDAI	A:27/F:22/DF:22.64/O:60/Z/ABS:46
24731	Joint Kit	KIA	A:27/F:22/DF:22.64/O:60/Z/ABS:46
24732	Boot Kit	HYUNDAI	L:104.9/Ø1=23.5/Ø2=79.3
24732	Boot Kit	KIA	L:104.9/Ø1=23.5/Ø2=79.3
24733	Joint Kit	HYUNDAI	A:27/F:23/DF:23.73/O:60/Z/ABS:46
24733	Joint Kit	KIA	A:27/F:23/DF:23.73/O:60/Z/ABS:46
24734	Boot Kit	HYUNDAI	L:108/Ø1=24.65/Ø2=82.2
24734	Boot Kit	KIA	L:108/Ø1=24.65/Ø2=82.2
24735	Joint Kit	HYUNDAI	A:27/F:26/DF:26.9/O:60/Z/ABS:46
24735	Joint Kit	KIA	A:27/F:26/DF:26.9/O:60/Z/ABS:46
24736	Boot Kit	HYUNDAI	L:109.3/Ø1=27.5/Ø2=91
24736	Boot Kit	KIA	L:109.3/Ø1=27.5/Ø2=91
24737	Boot Kit	HYUNDAI	L:89/Ø1=20.5/Ø2=64.2
24737	Boot Kit	KIA	L:89/Ø1=20.5/Ø2=64.2
24738	Boot Kit	HYUNDAI	L:91/Ø1=21.35/Ø2=67.3
24738	Boot Kit	KIA	L:91/Ø1=21.35/Ø2=67.3
24739	Boot Kit	HYUNDAI	L:91.3/Ø1=28.5/Ø2=75.5
24739	Boot Kit	KIA	L:91.3/Ø1=28.5/Ø2=75.5
24740	Driveshaft	NISSAN	L:645/A:23/D:26
24748	Boot Kit	FORD	L:98/Ø1=26/Ø2=70
24749	Joint Kit	AUDI	G:33/Z/Ø Joint:94
24749	Joint Kit	SEAT	G:33/Z/Ø Joint:94
24749	Joint Kit	SKODA	G:33/Z/Ø Joint:94
24749	Joint Kit	VOLKSWAGEN	G:33/Z/Ø Joint:94

Part-No. / Teile-Nr.	Description / Bezeichnung	Car Manufacturer / Fahrzeughersteller	Technical Specifications / Technische Angaben
24751	Joint Kit	FORD	A:36/F:26/O:56/Z
24752	Boot Kit	FORD	L:115/Ø1=37.8/Ø2=85.5
24753	Boot Kit	FORD	L:98/Ø1=36.5/Ø2=70
24758	Driveshaft	RENAULT	L:750/A:21/K:23/ABS:44
24759	Driveshaft	RENAULT	L:745/A:21/K:23/ABS:26
24763	Driveshaft	FORD	L:630/A:25/D:26
24764	Driveshaft	FORD	L:963/A:25/D:26/with bearing
24765	Driveshaft	FORD	L:635/A:25/D:26
24766	Driveshaft	FORD	L:965/A:25/D:26/with bearing
24767	Driveshaft	CITROEN	L:630/A:25/D:24
24767	Driveshaft	PEUGEOT	L:630/A:25/D:24
24768	Driveshaft	CITROEN	L:950/A:25/D:24/with bearing
24768	Driveshaft	PEUGEOT	L:950/A:25/D:24/with bearing
24769	Driveshaft	CITROEN	L:640/A:25/D:24
24769	Driveshaft	PEUGEOT	L:640/A:25/D:24
24770	Driveshaft	PEUGEOT	L:640/A:25/D:26
24771	Driveshaft	PEUGEOT	L:950/A:25/D:24/O:30/with bearing
24772	Driveshaft	PEUGEOT	L:960/A:25/D:24/with bearing
24773	Driveshaft	PEUGEOT	L:860/A:25/K:25/with bearing
24774	Driveshaft	BMW	L:620/A:30
24775	Driveshaft	BMW	L:680/A:30
24777	Driveshaft	SKODA	L:501/A:20/O:52
24777	Driveshaft	VOLKSWAGEN	L:501/A:20/O:52
24779	Driveshaft	OPEL	L:918/A:22/D:22
24779	Driveshaft	VAUXHALL	L:918/A:22/D:22
24780	Driveshaft	OPEL	L:616/A:22/D:22
24780	Driveshaft	VAUXHALL	L:616/A:22/D:22
24781	Driveshaft	OPEL	L:955/A:25/D:25
24781	Driveshaft	VAUXHALL	L:955/A:25/D:25
24782	Driveshaft	OPEL	L:579/A:25/D:25
24782	Driveshaft	VAUXHALL	L:579/A:25/D:25
24783	Driveshaft	OPEL	L:616/A:25/D:22
24783	Driveshaft	VAUXHALL	L:616/A:25/D:22
24784	Driveshaft	OPEL	L:920/A:25/D:22
24784	Driveshaft	VAUXHALL	L:920/A:25/D:22
24785	Driveshaft	OPEL	L:920/A:22/D:22
24785	Driveshaft	VAUXHALL	L:920/A:22/D:22
24786	Driveshaft	OPEL	L:617/A:22/D:22

Part-No. / Teile-Nr.	Description / Bezeichnung	Car Manufacturer / Fahrzeughersteller	Technical Specifications / Technische Angaben
24786	Driveshaft	VAUXHALL	L:617/A:22/D:22
24787	Driveshaft	OPEL	L:919/A:22/D:22
24787	Driveshaft	VAUXHALL	L:919/A:22/D:22
24788	Driveshaft	OPEL	L:920/A:22/D:22
24788	Driveshaft	VAUXHALL	L:920/A:22/D:22
24789	Boot Kit	AUDI	L:106.6/Ø1=27/Ø2=89
24790	Boot Kit	AUDI	L:104/Ø1=26/Ø2=85
24791	Boot Kit	MERCEDES-BENZ	L:98/Ø1=24/Ø2=60
24795	Driveshaft	AUDI	L:528.5/A:42/Ø joint ws:88
24796	Driveshaft	AUDI	L:528.5/A:42/Ø joint ws:100
24797	Driveshaft	AUDI	L:594/A:33/ABS:45
24798	Driveshaft	AUDI	L:594/A:38/ABS:45
24798	Driveshaft	SEAT	L:594/A:38/ABS:45
24799	Driveshaft	AUDI	L:580/A:38/ABS:45
24804	Joint Kit	DAIHATSU	A:24/F:19/DF:209/O:40/Z
24805	Joint Kit	DAIHATSU	A:24/F:22/DF:22.65/O:54/Z
24806	Joint Kit	DAIHATSU	A:24/F:19/DF:209/O:46/Z
24807	Joint Kit	DAIHATSU	A:24/F:19/DF:209/O:54/Z
24808	Joint Kit	DAIHATSU	A:24/F:19/O:40/Z
24809	Joint Kit	DAIHATSU	A:24/F:19/DF:209/O:45/Z
24810	Joint Kit	DAIHATSU	A:24/F:19/O:44/Z
24811	Joint Kit	DAIHATSU	A:24/F:20/DF:20.60/O:44/X
24813	Joint Kit	DAIHATSU	A:24/F:21/DF:21.59/O:54/Z
24845	Driveshaft	FORD	L:898/A:36/D:23
24846	Driveshaft	FORD	L:595/A:36/D:23
24853	Driveshaft	FORD	L:925/A:36/D:26
24857	Driveshaft	FORD	L:586/A:36/D:26
24867	Driveshaft	FORD	L:582/A:36/D:26
24867	Driveshaft	VOLVO	L:582/A:36/D:26
24868	Driveshaft	FORD	L:920/A:36/D:26
24868	Driveshaft	VOLVO	L:920/A:36/D:26
24874	Joint Kit	RENAULT	A:27/F:36/O:56.5
24875	Boot Kit	RENAULT	144/Ø1=30/Ø2=101
24895	Joint Kit	CITROEN	A:24/F:19/O:49.4/X
24895	Joint Kit	PEUGEOT	A:24/F:19/O:49.4/X
24895	Joint Kit	TOYOTA	A:24/F:19/O:49.4/X
24896	Boot Kit	CITROEN	L:96/Ø1=21.5/Ø2=67
24896	Boot Kit	PEUGEOT	L:96/Ø1=21.5/Ø2=67

Part-No. / Teile-Nr.	Description / Bezeichnung	Car Manufacturer / Fahrzeughersteller	Technical Specifications / Technische Angaben
-------------------------	------------------------------	--	--

24896	Boot Kit	TOYOTA	L:96/Ø1=21.5/Ø2=67
24897	Driveshaft	FORD	L:603.55/A:36/D:26
24897	Driveshaft	VOLVO	L:603.55/A:36/D:26
24898	Driveshaft	FORD	L:942.5/A:36/D:26/with bearing
24898	Driveshaft	VOLVO	L:942.5/A:36/D:26/with bearing
25500	Boot Kit	MAZDA	L:96/Ø1=22/Ø2=78
25501	Boot Kit	MAZDA	L:93/Ø1=23/Ø2=71
25502	Boot Kit	FORD	L:93/Ø1=23/Ø2=71
25502	Boot Kit	MAZDA	L:93/Ø1=23/Ø2=71
25503	Boot Kit	MAZDA	L:88/Ø1=21/Ø2=67
25504	Boot Kit	SUZUKI	L:89/Ø1=20/Ø2=63
25505	Boot Kit	SUZUKI	L:88/Ø1=21/Ø2=67
25506	Boot Kit	MAZDA	L:93/Ø1=22/Ø2=76
25507	Boot Kit	MAZDA	L:91/Ø1=26/Ø2=87
25508	Boot Kit	MAZDA	L:88/Ø1=20/Ø2=71
25508	Boot Kit	SUZUKI	L:88/Ø1=20/Ø2=71
25510	Boot Kit	MAZDA	L:69/Ø1=21/Ø2=73
25511	Boot Kit	NISSAN	L:101/Ø1=27/Ø2=86
25512	Boot Kit	CHEVROLET	L:90/Ø1=19/Ø2=83
25512	Boot Kit	DAEWOO	L:90/Ø1=19/Ø2=83
25512	Boot Kit	SUZUKI	L:90/Ø1=19/Ø2=83
25513	Boot Kit	SUZUKI	L:90/Ø1=23/Ø2=73
25514	Boot Kit	HYUNDAI	L:94/Ø1=21/Ø2=78
25514	Boot Kit	MITSUBISHI	L:94/Ø1=21/Ø2=78
25515	Boot Kit	MITSUBISHI	L:97/Ø1=20/Ø2=82
25516	Boot Kit	ISUZU	L:108/Ø1=28/Ø2=90
25516	Boot Kit	OPEL	L:108/Ø1=28/Ø2=90
25518	Boot Kit	NISSAN	L:95/Ø1=22/Ø2=85
25519	Boot Kit	NISSAN	L:94/Ø1=23/Ø2=96
25520	Boot Kit	FORD	L:108/Ø1=28/Ø2=90
25520	Boot Kit	FORD USA	L:108/Ø1=28/Ø2=90
25520	Boot Kit	MAZDA	L:108/Ø1=28/Ø2=90
25521	Boot Kit	FORD	L:93/Ø1=23/Ø2=82
25521	Boot Kit	MAZDA	L:93/Ø1=23/Ø2=82
25522	Boot Kit	FORD	L:87/Ø1=23/Ø2=78
25522	Boot Kit	FORD USA	L:87/Ø1=23/Ø2=78
25522	Boot Kit	MAZDA	L:87/Ø1=23/Ø2=78
25523	Boot Kit	CHEVROLET	L:88/Ø1=20/Ø2=71

Part-No. / Teile-Nr.	Description / Bezeichnung	Car Manufacturer / Fahrzeughersteller	Technical Specifications / Technische Angaben
-------------------------	------------------------------	--	--

25523	Boot Kit	ISUZU	L:88/Ø1=20/Ø2=71
25524	Boot Kit	DAIHATSU	L:93/Ø1=21/Ø2=74
25524	Boot Kit	KIA	L:93/Ø1=21/Ø2=74
25525	Boot Kit	SUBARU	L:90/Ø1=21/Ø2=76
25526	Boot Kit	MOSKVICH	L:80/Ø1=22/Ø2=83
25527	Boot Kit	SKODA	L:82/Ø1=82/Ø2=78
25528	Boot Kit	OPEL	L:127/Ø1=23/Ø2=88
26000	Boot Kit	FORD	L:96/Ø1=20/Ø2=66
26000	Boot Kit	MAZDA	L:96/Ø1=20/Ø2=66
26001	Boot Kit	AUTOBIANCHI	L:83/Ø1=21/Ø2=70
26001	Boot Kit	FIAT	L:83/Ø1=21/Ø2=70
26001	Boot Kit	LANCIA	L:83/Ø1=21/Ø2=70
26001	Boot Kit	SEAT	L:83/Ø1=21/Ø2=70
26001	Boot Kit	ZASTAVA	L:83/Ø1=21/Ø2=70
26002	Boot Kit	ALFA ROMEO	L:84/Ø1=20/Ø2=76
26004	Boot Kit	ISUZU	L:99/Ø1=28/Ø2=87
26005	Boot Kit	AUDI	L:84/Ø1=20/Ø2=76
26005	Boot Kit	SEAT	L:84/Ø1=20/Ø2=76
26005	Boot Kit	VOLKSWAGEN	L:84/Ø1=20/Ø2=76
26006	Boot Kit	AUDI	L:84/Ø1=24/Ø2=92
26007	Boot Kit	AUDI	L:80/Ø1=22/Ø2=83
26007	Boot Kit	VOLKSWAGEN	L:80/Ø1=22/Ø2=83
26008	Boot Kit	AUDI	L:100/Ø1=21/Ø2=94/with cap
26009	Boot Kit	AUDI	L:76/Ø1=21/Ø2=82
26010	Boot Kit	AUDI	L:80/Ø1=22/Ø2=83
26014	Boot Kit	BMW	L:103/Ø1=20/Ø2=76
26014	Boot Kit	FORD	L:103/Ø1=20/Ø2=76
26019	Boot Kit	VOLKSWAGEN	L:82/Ø1=24/Ø2=61
26021	Boot Kit	RENAULT	L:88/Ø1=25.8/Ø2=116.5
26022	Boot Kit	AUDI	L:95/Ø1=17/Ø2=70
26022	Boot Kit	VOLKSWAGEN	L:95/Ø1=17/Ø2=70
26025	Boot Kit	VOLVO	L:78/Ø1=22/Ø2=57
26026	Boot Kit	FIAT	L:106/Ø1=19/Ø2=73
26027	Boot Kit	OPEL	L:80/Ø1:18/Ø2:76
26027	Boot Kit	VAUXHALL	L:80/Ø1:18/Ø2:76
26029	Boot Kit	HONDA	L:90/Ø1=21/Ø2=76
26029	Boot Kit	NISSAN	L:90/Ø1=21/Ø2=76
26029	Boot Kit	SUBARU	L:90/Ø1=21/Ø2=76

Part-No. / Teile-Nr.	Description / Bezeichnung	Car Manufacturer / Fahrzeughersteller	Technical Specifications / Technische Angaben
26030	Boot Kit	VOLKSWAGEN	L:80/Ø1=18/Ø2=76
26031	Boot Kit	ALFA ROMEO	L:84/Ø1=20/Ø2=76
26032	Boot Kit	SUBARU	L:90/Ø1=21/Ø2=76
26033	Boot Kit	HONDA	L:91/Ø1=19/Ø2=79
26034	Boot Kit	HONDA	L:90/Ø1=21/Ø2=76
26035	Boot Kit	ALFA ROMEO	L:77/Ø1=18/Ø2=84
26036	Boot Kit	ACURA	
26036	Boot Kit	FORD	L:93/Ø1=23/Ø2=82
26036	Boot Kit	FORD USA	L:93/Ø1=23/Ø2=82
26036	Boot Kit	HONDA	L:93/Ø1=23/Ø2=82
26036	Boot Kit	MAZDA	L:93/Ø1=23/Ø2=82
26037	Boot Kit	AUDI	L:83/Ø1=22/Ø2=84
26037	Boot Kit	SEAT	L:83/Ø1=22/Ø2=84
26037	Boot Kit	VOLKSWAGEN	L:83/Ø1=22/Ø2=84
26038	Boot Kit	SAAB	L:105/Ø1=22/Ø2=84
26039	Boot Kit	CHEVROLET	L:80/Ø1:22/Ø2:83
26039	Boot Kit	OPEL	L:80/Ø1:22/Ø2:83
26039	Boot Kit	VAUXHALL	L:80/Ø1:22/Ø2:83
26040	Boot Kit	HONDA	L:94/Ø1=25/Ø2=77
26041	Boot Kit	AUDI	L:83/Ø1=24/Ø2=92
26041	Boot Kit	VOLKSWAGEN	L:83/Ø1=24/Ø2=92
26042	Boot Kit	DAIHATSU	L:93/Ø1=21/Ø2=74
26042	Boot Kit	FORD USA	L:93/Ø1=21/Ø2=74
26042	Boot Kit	HYUNDAI	L:93/Ø1=21/Ø2=74
26042	Boot Kit	MAZDA	L:93/Ø1=21/Ø2=74
26042	Boot Kit	MINI	L:93/Ø1=21/Ø2=74
26042	Boot Kit	MITSUBISHI	L:93/Ø1=21/Ø2=74
26042	Boot Kit	PROTON	L:93/Ø1=21/Ø2=74
26043	Boot Kit	HONDA	L:94/Ø1=24/Ø2=77
26044	Boot Kit	FORD	L:95/Ø1=19/Ø2=72
26045	Boot Kit	ALFA ROMEO	L:79/Ø1=24/Ø2=52
26046	Boot Kit	NISSAN	L:88/Ø1=17/Ø2=66
26048	Boot Kit	DAF	L:77/Ø1=20/Ø2=52
26048	Boot Kit	VOLVO	L:77/Ø1=20/Ø2=52
26049	Boot Kit	MERCEDES-BENZ	L:99/Ø1=24/Ø2=65
26050	Boot Kit	TOYOTA	L:93/Ø1=26/Ø2=81
26051	Boot Kit	MITSUBISHI	L:84/Ø1=23/Ø2=82
26051	Boot Kit	TOYOTA	L:84/Ø1=23/Ø2=82
26052	Boot Kit	FIAT	L:86/Ø1=22/Ø2=77

Part-No. / Teile-Nr.	Description / Bezeichnung	Car Manufacturer / Fahrzeughersteller	Technical Specifications / Technische Angaben
26052	Boot Kit	LANCIA	L:86/Ø1=22/Ø2=77
26052	Boot Kit	SEAT	L:86/Ø1=22/Ø2=77
26053	Boot Kit	VOLKSWAGEN	L:100/Ø1=21/Ø2=94/with cap
26054	Boot Kit	FIAT	L:100/Ø1=21/Ø2=89/with cap
26054	Boot Kit	SEAT	L:100/Ø1=21/Ø2=89/with cap
26054	Boot Kit	VOLKSWAGEN	L:100/Ø1=21/Ø2=89/with cap
26055	Boot Kit	FIAT	L:78/Ø1=22/Ø2=47
26057	Boot Kit	LADA	L:84/Ø1=20/Ø2=76
26059	Boot Kit	LADA	L:93/Ø1=21/Ø2=74
26060	Boot Kit	LADA	L:126/Ø1=18/Ø2=82
26062	Boot Kit	AUDI	L:100/Ø1=21/Ø2=94/with cap
26062	Boot Kit	SEAT	L:100/Ø1=21/Ø2=94/with cap
26062	Boot Kit	SKODA	L:100/Ø1=21/Ø2=94/with cap
26062	Boot Kit	VOLKSWAGEN	L:100/Ø1=21/Ø2=94/with cap
26063	Boot Kit	FIAT	L:88/Ø1=25/Ø2=61
26063	Boot Kit	LANCIA	L:88/Ø1=25/Ø2=61
26063	Boot Kit	SEAT	L:88/Ø1=25/Ø2=61
26065	Boot Kit	AUDI	L:88/Ø1=21/Ø2=82
26065	Boot Kit	VOLKSWAGEN	L:88/Ø1=21/Ø2=82
26067	Boot Kit	FORD	L:82/Ø1=24/Ø2=61
26068	Boot Kit	FORD	L:81/Ø1=21/Ø2=50
26069	Boot Kit	SEAT	L:84/Ø1=21/Ø2=70
26073	Boot Kit	BMW	L:108/Ø1=23/Ø2=94/with cap
26075	Boot Kit	BMW	L:102/Ø1=23/Ø2=100/with cap
26077	Boot Kit	HONDA	
26077	Boot Kit	ROVER	
26078	Boot Kit	BMW	L:100/Ø1=24/Ø2=100
26079	Boot Kit	HONDA	L:94/Ø1=24/Ø2=87
26079	Boot Kit	ROVER	L:94/Ø1=24/Ø2=87
26081	Boot Kit	BMW	L:98/Ø1=24/Ø2=97/with cap
26082	Boot Kit	AUDI	L:92/Ø1=16/Ø2=89/with cap
26082	Boot Kit	VOLKSWAGEN	L:92/Ø1=16/Ø2=89/with cap
26083	Boot Kit	AUDI	L:100/Ø1=21/Ø2=94/with cap
26084	Boot Kit	AUDI	L:88/Ø1=21/Ø2=82
26085	Boot Kit	OPEL	L:98/Ø1=20/Ø2=54
26085	Boot Kit	VAUXHALL	L:98/Ø1=20/Ø2=54
26086	Boot Kit	ALFA ROMEO	L:77/Ø1=20/Ø2=52
26088	Boot Kit	ALFA ROMEO	L:82/Ø1=24/Ø2=92



Part-No. / Teile-Nr.	Description / Bezeichnung	Car Manufacturer / Fahrzeughersteller	Technical Specifications / Technische Angaben
-------------------------	------------------------------	--	--

26088	Boot Kit	FIAT	L:82/Ø1=24/Ø2=92
26088	Boot Kit	LANCIA	L:82/Ø1=24/Ø2=92
26089	Boot Kit	VOLVO	L:77/Ø1=20/Ø2=52
26090	Boot Kit	OPEL	L:106/Ø1=25/Ø2=100/with cap
26090	Boot Kit	VAUXHALL	L:106/Ø1=25/Ø2=100/with cap
26091	Boot Kit	MERCEDES-BENZ	L:126/Ø1=26/Ø2=108/with cap
26091	Boot Kit	OPEL	L:126/Ø1=26/Ø2=108/with cap
26091	Boot Kit	VAUXHALL	L:126/Ø1=26/Ø2=108/with cap
26094	Boot Kit	AUDI	L:92.5/Ø1=24/Ø2=92
26094	Boot Kit	SKODA	L:92.5/Ø1=24/Ø2=92
26094	Boot Kit	VOLKSWAGEN	L:92.5/Ø1=24/Ø2=92
26095	Boot Kit	AUDI	L:82/Ø1=24/Ø2=61
26095	Boot Kit	VOLKSWAGEN	L:82/Ø1=24/Ø2=61
26096	Boot Kit	VOLKSWAGEN	L:92/Ø1=24/Ø2=87
26097	Boot Kit	VOLKSWAGEN	L:102/Ø1=24/Ø2=56
26100	Boot Kit	OPEL	L:94/Ø1=22/Ø2=66
26100	Boot Kit	SAAB	L:94/Ø1=22/Ø2=66
26100	Boot Kit	VAUXHALL	L:94/Ø1=22/Ø2=66
26101	Boot Kit	AUDI	L:116/Ø1=35/Ø2=100/with cap
26101	Boot Kit	SEAT	L:116/Ø1=35/Ø2=100/with cap
26101	Boot Kit	SKODA	L:116/Ø1=35/Ø2=100/with cap
26101	Boot Kit	VOLKSWAGEN	L:116/Ø1=35/Ø2=100/with cap
26102	Boot Kit	MINI	L:87/Ø1=23/Ø2=78
26103	Boot Kit	AUDI	L:118/Ø1=28/Ø2=100/with cap
26103	Boot Kit	VOLKSWAGEN	L:118/Ø1=28/Ø2=100/with cap
26104	Boot Kit	FORD	L:82/Ø1=24/Ø2=61
26105	Boot Kit	FIAT	L:89/Ø1=24/Ø2=85
26105	Boot Kit	LANCIA	L:89/Ø1=24/Ø2=85
26106	Boot Kit	FORD	L:103/Ø1=20/Ø2=76
26106	Boot Kit	MAZDA	L:103/Ø1=20/Ø2=76
26106	Boot Kit	VOLVO	L:103/Ø1=20/Ø2=76
26107	Boot Kit	PORSCHE	L:84/Ø1=22/Ø2=83
26107	Boot Kit	VOLVO	L:84/Ø1=22/Ø2=83
26108	Boot Kit	AUDI	L:124/Ø1=24/Ø2=108/with cap
26109	Boot Kit	AUDI	L:124/Ø1=24/Ø2=108/with cap
26109	Boot Kit	SKODA	L:124/Ø1=24/Ø2=108/with cap
26109	Boot Kit	VOLKSWAGEN	L:124/Ø1=24/Ø2=108/with cap
26112	Boot Kit	OPEL	L:102/Ø1=26/Ø2=61

Part-No. / Teile-Nr.	Description / Bezeichnung	Car Manufacturer / Fahrzeughersteller	Technical Specifications / Technische Angaben
-------------------------	------------------------------	--	--

26112	Boot Kit	VAUXHALL	L:102/Ø1=26/Ø2=61
26113	Boot Kit	ALFA ROMEO	L:78/Ø1=22/Ø2=57
26116	Boot Kit	BMW	L:94/Ø1=22/Ø2=100/with cap
26119	Boot Kit	BMW	L:133/Ø1=23/Ø2=78
26120	Boot Kit	MINI	L:101/Ø1=23/Ø2=85
26120	Boot Kit	SUBARU	L:101/Ø1=23/Ø2=85
26121	Boot Kit	SUBARU	L:108/Ø1=23/Ø2=78
26122	Boot Kit	PORSCHE	L:103/Ø1=24/Ø2=99/with cap
26123	Boot Kit	HONDA	L:94/Ø1=24/Ø2=77
26124	Boot Kit	HONDA	L:94/Ø1=25/Ø2=81
26125	Boot Kit	AUDI	L:118/Ø1=24/Ø2=100/with cap
26126	Boot Kit	AUDI	L:118/Ø1=24/Ø2=100/with cap
26126	Boot Kit	VOLKSWAGEN	L:118/Ø1=24/Ø2=100/with cap
26127	Boot Kit	AUDI	L:84/Ø1=22/Ø2=82
26128	Boot Kit	AUDI	L:88/Ø1=21/Ø2=82
26129	Boot Kit	AUDI	L:88/Ø1=21/Ø2=82
26131	Boot Kit	PORSCHE	L:98/Ø1=21/Ø2=100/with cap
26134	Boot Kit	PORSCHE	L:81/Ø1=22/Ø2=63
26135	Boot Kit	NISSAN	L:94/Ø1=20/Ø2=75
26136	Boot Kit	ACURA	L:93/Ø1=26/Ø2=84
26136	Boot Kit	HONDA	L:93/Ø1=26/Ø2=84
26137	Boot Kit	SUBARU	L:91/Ø1=21/Ø2=74
26138	Boot Kit	HYUNDAI	L:94/Ø1=23/Ø2=79
26138	Boot Kit	MINI	L:94/Ø1=23/Ø2=79
26138	Boot Kit	SUBARU	L:94/Ø1=23/Ø2=79
26139	Boot Kit	MAZDA	L:102/Ø1=24/Ø2=84
26142	Boot Kit	HONDA	L:90/Ø1=21/Ø2=76
26143	Boot Kit	ACURA	L:97/Ø1=22/Ø2=82
26143	Boot Kit	HONDA	L:97/Ø1=22/Ø2=82
26144	Boot Kit	BMW	L:94/Ø1=22/Ø2=100/with cap
26145	Boot Kit	BMW	L:82/Ø1=24/Ø2=61
26147	Boot Kit	MERCEDES-BENZ	L:99/Ø1=24/Ø2=65
26149	Boot Kit	MERCEDES-BENZ	L:99/Ø1=24/Ø2=65
26151	Boot Kit	PORSCHE	L:100/Ø1=21/Ø2=94/with cap
26152	Boot Kit	PORSCHE	L:78/Ø1=22/Ø2=57
26153	Boot Kit	PORSCHE	L:94/Ø1=24/Ø2=100/with cap
26154	Boot Kit	PORSCHE	L:78/Ø1=22/Ø2=57
26155	Boot Kit	PORSCHE	L:81/Ø1=22/Ø2=63

Part-No. / Teile-Nr.	Description / Bezeichnung	Car Manufacturer / Fahrzeughersteller	Technical Specifications / Technische Angaben
26156	Boot Kit	SAAB	L:142/Ø1=27.5/Ø2=89
26157	Boot Kit	SUBARU	L:107/Ø1=20/Ø2=79
26159	Boot Kit	ALFA ROMEO	L:77/Ø1=18/Ø2=84
26163	Boot Kit	PORSCHE	L:100/Ø1=21/Ø2=94/with cap
26164	Boot Kit	FORD	L:87/Ø1=19/Ø2=65
26164	Boot Kit	KIA	L:87/Ø1=19/Ø2=65
26164	Boot Kit	MAZDA	L:87/Ø1=19/Ø2=65
26164	Boot Kit	SUZUKI	L:87/Ø1=19/Ø2=65
26165	Boot Kit	AUDI	L:84/Ø1=22/Ø2=82
26165	Boot Kit	SKODA	L:84/Ø1=22/Ø2=82
26165	Boot Kit	VOLKSWAGEN	L:84/Ø1=22/Ø2=82
26166	Boot Kit	SAAB	L:101/Ø1=22/Ø2=86
26167	Boot Kit	CITROEN	L:152/Ø1=25/Ø2=98
26167	Boot Kit	FIAT	L:152/Ø1=25/Ø2=98
26167	Boot Kit	PEUGEOT	L:152/Ø1=25/Ø2=98
26168	Boot Kit	MAZDA	L:87/Ø1=25/Ø2=76
26169	Boot Kit	PORSCHE	L:110/Ø1=24/Ø2=99/with cap
26170	Boot Kit	PORSCHE	L:108/Ø1=24/Ø2=93/with cap
26171	Boot Kit	SAAB	L:84/Ø1=21/Ø2=84
26172	Boot Kit	SAAB	L:123/Ø1=21/Ø2=77
26173	Boot Kit	SAAB	L:84/Ø1=23/Ø2=92
26174	Boot Kit	SAAB	L:124/Ø1=23/Ø2=84
26175	Boot Kit	NISSAN	L:87/Ø1=19/Ø2=78
26176	Boot Kit	NISSAN	L:89/Ø1=21/Ø2=72
26177	Boot Kit	NISSAN	L:95/Ø1=20/Ø2=72
26178	Boot Kit	NISSAN	L:99/Ø1=21/Ø2=86
26179	Boot Kit	NISSAN	L:106/Ø1=22/Ø2=82
26180	Boot Kit	NISSAN	L:106/Ø1=22/Ø2=82
26181	Boot Kit	NISSAN	L:95/Ø1=22/Ø2=85
26182	Boot Kit	AUDI	L:88/Ø1=21/Ø2=82
26183	Boot Kit	AUDI	L:100/Ø1=21/Ø2=94/with cap
26184	Boot Kit	AUDI	L:98/Ø1=24/Ø2=61
26187	Boot Kit	FIAT	L:83/Ø1=21/Ø2=70
26188	Boot Kit	FIAT	L:89/Ø1=22/Ø2=77
26188	Boot Kit	LANCIA	L:89/Ø1=22/Ø2=77
26189	Boot Kit	ALFA ROMEO	L:99/Ø1=23/Ø2=83
26189	Boot Kit	FIAT	L:99/Ø1=23/Ø2=83
26189	Boot Kit	LANCIA	L:99/Ø1=23/Ø2=83

Part-No. / Teile-Nr.	Description / Bezeichnung	Car Manufacturer / Fahrzeughersteller	Technical Specifications / Technische Angaben
26190	Boot Kit	AUDI	L:100/Ø1=21/Ø2=94/with cap
26191	Boot Kit	AUDI	L:118/Ø1=28/Ø2=100/with cap
26192	Boot Kit	HONDA	L:96/Ø1=22/Ø2=90
26193	Boot Kit	ACURA	
26193	Boot Kit	HONDA	L:96/Ø1=22/Ø2=90
26194	Boot Kit	NISSAN	L:95/Ø1=22/Ø2=85
26195	Boot Kit	SUBARU	L:96/Ø1=22/Ø2=90
26196	Boot Kit	KIA	L:94/Ø1=23/Ø2=79
26196	Boot Kit	MAZDA	L:94/Ø1=23/Ø2=79
26196	Boot Kit	SUBARU	L:94/Ø1=23/Ø2=79
26197	Boot Kit	SUBARU	L:95/Ø1=22/Ø2=85
26198	Boot Kit	MAZDA	L:85/Ø1=24/Ø2=82
26199	Boot Kit	MAZDA	L:93/Ø1=21/Ø2=74
26200	Boot Kit	SKODA	L:94/Ø1=19/Ø2=71
26200	Boot Kit	ZAZ	L:94/Ø1=19/Ø2=71
26201	Boot Kit	SKODA	L:93/Ø1=20/Ø2=70
26201	Boot Kit	VOLKSWAGEN	L:93/Ø1=20/Ø2=70
26202	Boot Kit	FIAT	L:93/Ø1=20/Ø2=70
26203	Boot Kit	FIAT	L:83/Ø1=23/Ø2=76
26204	Boot Kit	FIAT	L:81/Ø1=24/Ø2=76
26206	Boot Kit	FIAT	L:99/Ø1=23/Ø2=83
26206	Boot Kit	LANCIA	L:99/Ø1=23/Ø2=83
26207	Boot Kit	ALFA ROMEO	L:82/Ø1=24/Ø2=61
26207	Boot Kit	FIAT	L:82/Ø1=24/Ø2=61
26210	Boot Kit	NISSAN	L:107/Ø1=20/Ø2=79
26211	Boot Kit	MERCEDES-BENZ	L:79/Ø1=24/Ø2=92
26213	Boot Kit	DAIHATSU	L:90/Ø1=19/Ø2=67
26214	Boot Kit	AUDI	L:80/Ø1=22/Ø2=83
26214	Boot Kit	SEAT	L:80/Ø1=22/Ø2=83
26214	Boot Kit	SKODA	L:80/Ø1=22/Ø2=83
26214	Boot Kit	VOLKSWAGEN	L:80/Ø1=22/Ø2=83
26215	Boot Kit	ZAZ	L:104/Ø1=18/Ø2=78
26216	Boot Kit	CITROEN	L:103/Ø1=24/Ø2=88
26216	Boot Kit	PEUGEOT	L:103/Ø1=24/Ø2=88
26217	Boot Kit	FORD	L:103/Ø1=20/Ø2=76
26219	Boot Kit	NISSAN	L:96/Ø1=20/Ø2=66
26221	Boot Kit	ALFA ROMEO	L:93/Ø1=24/Ø2=76
26221	Boot Kit	FIAT	L:93/Ø1=24/Ø2=76

Part-No. / Teile-Nr.	Description / Bezeichnung	Car Manufacturer / Fahrzeughersteller	Technical Specifications / Technische Angaben
-------------------------	------------------------------	--	--

26221	Boot Kit	SEAT	L:93/Ø1=24/Ø2=76
26222	Boot Kit	FIAT	L:98/Ø1=20/Ø2=54
26223	Boot Kit	ROVER	
26226	Boot Kit	FORD	L:87/Ø1=21/Ø2=69
26226	Boot Kit	MAZDA	L:87/Ø1=21/Ø2=69
26228	Boot Kit	MAZDA	L:93/Ø1=23/Ø2=75
26231	Boot Kit	HYUNDAI	L:95/Ø1=21/Ø2=72
26231	Boot Kit	MAZDA	L:95/Ø1=21/Ø2=72
26240	Boot Kit	BMW	L:68.5/Ø1=25.5/Ø2=57.8
26241	Boot Kit	BMW	L:102/Ø1=25.5/Ø2=108/with cap
26242	Boot Kit	BMW	L:71/Ø1=25/Ø2=56
26243	Boot Kit	BMW	L:102/Ø1=24/Ø2=108/with cap
26244	Boot Kit	BMW	L:78/Ø1=21/Ø2=52
26245	Boot Kit	BMW	L:94/Ø1=22/Ø2=100/with cap
26246	Boot Kit	BMW	L:78/Ø1=21/Ø2=52
26247	Boot Kit	AUDI	L:102/Ø1=22/Ø2=83
26248	Boot Kit	AUDI	L:78/Ø1=21/Ø2=89
26249	Boot Kit	AUDI	L:76/Ø1=21/Ø2=82
26252	Boot Kit	SEAT	L:109/Ø1=26/Ø2=75
26252	Boot Kit	VOLKSWAGEN	L:109/Ø1=26/Ø2=75
26253	Boot Kit	FIAT	L:71/Ø1=22/Ø2=65
26253	Boot Kit	LANCIA	L:71/Ø1=22/Ø2=65
26253	Boot Kit	SEAT	L:71/Ø1=22/Ø2=65
26254	Boot Kit	FIAT	L:75/Ø1=22/Ø2=72
26254	Boot Kit	LANCIA	L:75/Ø1=22/Ø2=72
26254	Boot Kit	SEAT	L:75/Ø1=22/Ø2=72
26255	Boot Kit	FIAT	L:93/Ø1=24/Ø2=76
26256	Boot Kit	FIAT	L:89/Ø1=32/Ø2=65
26256	Boot Kit	LANCIA	L:89/Ø1=32/Ø2=65
26256	Boot Kit	SEAT	L:89/Ø1=32/Ø2=65
26257	Boot Kit	FIAT	L:77/Ø1=21/Ø2=79
26257	Boot Kit	LANCIA	L:77/Ø1=21/Ø2=79
26257	Boot Kit	SEAT	L:77/Ø1=21/Ø2=79
26258	Boot Kit	ALFA ROMEO	L:124/Ø1=24/Ø2=108/with cap
26258	Boot Kit	LANCIA	L:124/Ø1=24/Ø2=108/with cap
26259	Boot Kit	BMW	L:94/Ø1=22/Ø2=100/with cap
26268	Boot Kit	BMW	L:85/Ø1=27/Ø2=97
26269	Boot Kit	BMW	L:94/Ø1=25/Ø2=108/with cap

Part-No. / Teile-Nr.	Description / Bezeichnung	Car Manufacturer / Fahrzeughersteller	Technical Specifications / Technische Angaben
-------------------------	------------------------------	--	--

26270	Boot Kit	BMW	L:99/Ø1=28/Ø2=98
26271	Boot Kit	BMW	L:102/Ø1=24/Ø2=108/with cap
26272	Boot Kit	FORD	L:90/Ø1=23/Ø2=83
26273	Boot Kit	CHEVROLET	L:86/Ø1=23/Ø2=74
26273	Boot Kit	ISUZU	L:86/Ø1=23/Ø2=74
26273	Boot Kit	SUZUKI	L:86/Ø1=23/Ø2=74
26274	Boot Kit	FORD	L:145/Ø1=29/Ø2=96
26274	Boot Kit	RENAULT	L:145/Ø1=29/Ø2=96
26274	Boot Kit	SEAT	L:145/Ø1=29/Ø2=96
26274	Boot Kit	VOLKSWAGEN	L:145/Ø1=29/Ø2=96
26275	Boot Kit	CITROEN	L:81/Ø1=17/Ø2=70
26275	Boot Kit	OLTCIT	L:81/Ø1=17/Ø2=70
26276	Boot Kit	ISUZU	L:81/Ø1=17/Ø2=70
26277	Boot Kit	DAIHATSU	L:83/Ø1=19/Ø2=62
26278	Boot Kit	DAIHATSU	L:84/Ø1=18/Ø2=64
26278	Boot Kit	FORD	L:84/Ø1=18/Ø2=64
26278	Boot Kit	KIA	L:84/Ø1=18/Ø2=64
26278	Boot Kit	MAZDA	L:84/Ø1=18/Ø2=64
26279	Boot Kit	MINISUBISHI	L:88/Ø1=25/Ø2=81
26280	Boot Kit	OPEL	L:142/Ø1=26/Ø2=89
26280	Boot Kit	RENAULT	L:142/Ø1=26/Ø2=89
26280	Boot Kit	VAUXHALL	L:142/Ø1=26/Ø2=89
26281	Boot Kit	CITROEN	L:164/Ø1=19/with cap
26281	Boot Kit	PEUGEOT	L:164/Ø1=19/with cap
26282	Boot Kit	CITROEN	L:97/Ø1=21/Ø2=82
26282	Boot Kit	PEUGEOT	L:97/Ø1=21/Ø2=82
26283	Boot Kit	CITROEN	L:97/Ø1=21/Ø2=75
26283	Boot Kit	PEUGEOT	L:97/Ø1=21/Ø2=75
26284	Boot Kit	RENAULT	L:88/Ø1=22.8/Ø2=116.5
26285	Boot Kit	RENAULT	L:88/Ø1=23.8/Ø2=116.5
26287	Boot Kit	CITROEN	L:97/Ø1=21/Ø2=70
26287	Boot Kit	PEUGEOT	L:97/Ø1=21/Ø2=70
26288	Boot Kit	PEUGEOT	L:104/Ø1=18/Ø2=78
26294	Boot Kit	VOLVO	L:84/Ø1=24/Ø2=92
26295	Boot Kit	VOLVO	L:84/Ø1=22/Ø2=82
26296	Boot Kit	VOLVO	L:99/Ø1=28/Ø2=70
26297	Boot Kit	VOLVO	L:99/Ø1=28/Ø2=70
26298	Boot Kit	MINISUBISHI	L:91/Ø1=26/Ø2=86

## OE – Spidan

OE	Spidan	Description / Bezeichnung
----	--------	------------------------------

### ALFA ROMEO ( → FIAT GROUP)

### AUDI / SEAT / ŠKODA / VW

06X039481190	21105	Joint
06X039531340	21252	Joint Kit
113501201D	22419	Driveshaft
113501331	22793	Joint
113598101	22405	Joint Kit
115420214	23150	Driveshaft
115420217	23151	Driveshaft
115421210	23150	Driveshaft
115421211	23151	Driveshaft
171407271C	22471	Driveshaft
171407271CX	22471	Driveshaft
171407271G	22413	Driveshaft
171407271GX	22413	Driveshaft
171407271H	22471	Driveshaft
171407271RX	22413	Driveshaft
171407271T	22413	Driveshaft
171407272	22414	Driveshaft
171407272AC	22428	Driveshaft
171407272AD	22428	Driveshaft
171407272AF	22435	Driveshaft
171407272AG	22435	Driveshaft
171407272AH	22435	Driveshaft
171407272AS	22428	Driveshaft
171407272C	22472	Driveshaft
171407272CX	22472	Driveshaft
171407272F	22414	Driveshaft
171407272G	22414	Driveshaft
171407272H	22472	Driveshaft
171407272M	22414	Driveshaft
171407272MX	22414	Driveshaft
171407272N	22414	Driveshaft
171407272NX	22414	Driveshaft
171407272P	22414	Driveshaft

OE	Spidan	Description / Bezeichnung
----	--------	------------------------------

171407272X	22414	Driveshaft
171407274CX	22435	Driveshaft
171407274DX	22428	Driveshaft
171407274FX	22428	Driveshaft
171407311L	22773	Joint
171407331F	20414	Joint
171407331H	20414	Joint
171407331K	20414	Joint
171407643A	26037	Boot Kit
171498099	22454	Joint Kit
171498099A	22454	Joint Kit
171498099B	22457	Joint Kit
171498099B	22670	Joint Kit
171498099BX	22457	Joint Kit
171498099BX	22670	Joint Kit
171498103	20258	Joint Kit
171498103B	22455	Joint Kit
171498103C	20258	Joint Kit
171498103CV	20258	Joint Kit
171498103CX	20258	Joint Kit
171498103D	22455	Joint Kit
171498103DV	22455	Joint Kit
171498103DX	22455	Joint Kit
171498201	26054	Boot Kit
171498201A	26054	Boot Kit
171498203	26005	Boot Kit
171498350V	22455	Joint Kit
171498350X	22455	Joint Kit
181501201A	21810	Driveshaft
183498201	26095	Boot Kit
191407203	26037	Boot Kit
191407271	22462	Driveshaft
191407271A	22466	Driveshaft
191407271AX	22466	Driveshaft
191407271B	22466	Driveshaft
191407271BV	22466	Driveshaft

OE	Spidan	Description / Bezeichnung
----	--------	------------------------------

191407271BX	22466	Driveshaft
191407271C	22466	Driveshaft
191407271CV	22466	Driveshaft
191407271CX	22466	Driveshaft
191407271F	22495	Driveshaft
191407271FX	22495	Driveshaft
191407271H	22495	Driveshaft
191407271HX	22495	Driveshaft
191407271K	22495	Driveshaft
191407271N	22462	Driveshaft
191407271NV	22462	Driveshaft
191407271NX	22462	Driveshaft
191407271P	22466	Driveshaft
191407271Q	22466	Driveshaft
191407271R	22466	Driveshaft
191407271RV	22466	Driveshaft
191407271RX	22466	Driveshaft
191407271S	22495	Driveshaft
191407271SV	22495	Driveshaft
191407271SX	22495	Driveshaft
191407271T	22495	Driveshaft
191407271TV	22495	Driveshaft
191407271TX	22495	Driveshaft
191407272	22463	Driveshaft
191407272A	22467	Driveshaft
191407272AA	22463	Driveshaft
191407272AB	23541	Driveshaft
191407272AC	22467	Driveshaft
191407272AD	22467	Driveshaft
191407272AE	22467	Driveshaft
191407272AF	22437	Driveshaft
191407272AG	22437	Driveshaft
191407272AK	22468	Driveshaft
191407272AP	22435	Driveshaft
191407272AQ	22435	Driveshaft
191407272AR	22435	Driveshaft

OE	Spidan	Description / Bezeichnung
----	--------	------------------------------

AUDI / SEAT / ŠKODA / VW		
191407272AS	22428	Driveshaft
191407272AT	22428	Driveshaft
191407272B	22467	Driveshaft
191407272BA	22437	Driveshaft
191407272BB	22428	Driveshaft
191407272BD	22437	Driveshaft
191407272BK	22437	Driveshaft
191407272BL	22437	Driveshaft
191407272BN	22437	Driveshaft
191407272BV	22437	Driveshaft
191407272BX	22437	Driveshaft
191407272C	22467	Driveshaft
191407272CV	22437	Driveshaft
191407272CX	22437	Driveshaft
191407272F	22437	Driveshaft
191407272H	22437	Driveshaft
191407272J	22468	Driveshaft
191407272X	22463	Driveshaft
191407274AX	23541	Driveshaft
191407274BV	22437	Driveshaft
191407274BV	22467	Driveshaft
191407274BX	22467	Driveshaft
191407274CV	22437	Driveshaft
191407274CX	22437	Driveshaft
191407274DX	22437	Driveshaft
191407274EX	22435	Driveshaft
191407274FX	22428	Driveshaft
191407274GX	22428	Driveshaft
191407274X	22463	Driveshaft
191407282	26101	Boot Kit
191407282E	26101	Boot Kit
191407285E	23688	Boot Kit
191407285G	23688	Boot Kit
191407311H	22669	Joint Kit
191407311H	22461	Joint Kit
191407449V	22466	Driveshaft
191407449X	22466	Driveshaft

OE	Spidan	Description / Bezeichnung
----	--------	------------------------------

191407450V	22467	Driveshaft
191407450V	22437	Driveshaft
191407450X	22437	Driveshaft
191407450X	22467	Driveshaft
191407452BV	22437	Driveshaft
191407452BX	22437	Driveshaft
191498099	22461	Joint Kit
191498099A	22494	Joint Kit
191498099AV	22494	Joint Kit
191498099AX	22494	Joint Kit
191498099B	22494	Joint Kit
191498099BV	22494	Joint Kit
191498099BX	22494	Joint Kit
191498099C	23537	Joint Kit
191498099F	22461	Joint Kit
191498099F	22669	Joint Kit
191498099FV	22461	Joint Kit
191498099FV	22669	Joint Kit
191498099FX	22461	Joint Kit
191498099FX	22669	Joint Kit
191498103	22497	Joint Kit
191498103A	22497	Joint Kit
191498103C	22497	Joint Kit
191498103CV	22497	Joint Kit
191498103CX	22497	Joint Kit
191498104	22498	Joint Kit
191498104A	22498	Joint Kit
191498104C	22497	Joint Kit
191498201	23514	Boot Kit
191498201A	26062	Boot Kit
191498201B	23514	Boot Kit
191498201C	23514	Boot Kit
191498201D	26062	Boot Kit
191498202	26101	Boot Kit
191498202A	26101	Boot Kit
191498202C	23514	Boot Kit
191498203	26037	Boot Kit
191498203C	26005	Boot Kit

OE	Spidan	Description / Bezeichnung
----	--------	------------------------------

191498203C	26252	Boot Kit
191498203D	26005	Boot Kit
191498340X	22461	Joint Kit
191498340X	22669	Joint Kit
191598099	20260	Joint Kit
191598203	26005	Boot Kit
1H0407271	22625	Driveshaft
1H0407271A	23544	Driveshaft
1H0407271AV	23544	Driveshaft
1H0407271AX	23544	Driveshaft
1H0407271C	22673	Driveshaft
1H0407271CX	22673	Driveshaft
1H0407271CX	22763	Joint Kit
1H0407271F	22462	Driveshaft
1H0407271FV	22462	Driveshaft
1H0407271FX	22462	Driveshaft
1H0407271G	22673	Driveshaft
1H0407271GX	22763	Joint Kit
1H0407271H	22625	Driveshaft
1H0407271J	22462	Driveshaft
1H0407271K	23544	Driveshaft
1H0407271N	22931	Driveshaft
1H0407271NV	22931	Driveshaft
1H0407271NX	22931	Driveshaft
1H0407271QX	22462	Driveshaft
1H0407271R	22931	Driveshaft
1H0407271V	22625	Driveshaft
1H0407271X	22625	Driveshaft
1H0407272	22630	Driveshaft
1H0407272A	22622	Driveshaft
1H0407272AB	22630	Driveshaft
1H0407272AC	22628	Driveshaft
1H0407272AD	22630	Driveshaft
1H0407272AF	22622	Driveshaft
1H0407272AG	22628	Driveshaft
1H0407272AM	22930	Driveshaft
1H0407272AV	22622	Driveshaft
1H0407272AX	22622	Driveshaft

OE	Spidan	Description / Bezeichnung	OE	Spidan	Description / Bezeichnung	OE	Spidan	Description / Bezeichnung
<b>AUDI / SEAT / ŠKODA / VW</b>			1H0498099X	22494	Joint Kit	1J0407272AG	21021	Driveshaft
1H0407272BA	22930	Driveshaft	1H0498201	24367	Boot Kit	1J0407272AH	21021	Driveshaft
1H0407272C	22672	Driveshaft	1H0498203	26037	Boot Kit	1J0407272AP	21013	Driveshaft
1H0407272CV	22672	Driveshaft	1H0498203A	26214	Boot Kit	1J0407272AT	21021	Driveshaft
1H0407272CX	22672	Driveshaft	1H0498340X	22494	Joint Kit	1J0407272BJ	22267	Driveshaft
1H0407272M	22622	Driveshaft	1J0407271AA	23769	Driveshaft	1J0407272BK	21017	Driveshaft
1H0407272MV	22622	Driveshaft	1J0407271AC	21012	Driveshaft	1J0407272BL	21015	Driveshaft
1H0407272MX	22622	Driveshaft	1J0407271AD	21016	Driveshaft	1J0407272BM	21015	Driveshaft
1H0407272N	23547	Driveshaft	1J0407271AF	21020	Driveshaft	1J0407272BN	21017	Driveshaft
1H0407272P	22672	Driveshaft	1J0407271AL	21012	Driveshaft	1J0407272BT	21019	Driveshaft
1H0407272PV	22672	Driveshaft	1J0407271AM	21014	Driveshaft	1J0407272C	21021	Driveshaft
1H0407272PX	22672	Driveshaft	1J0407271AP	21020	Driveshaft	1J0407272CX	21017	Driveshaft
1H0407272Q	22630	Driveshaft	1J0407271AQ	21016	Driveshaft	1J0407272DA	21015	Driveshaft
1H0407272QV	22630	Driveshaft	1J0407271B	21016	Driveshaft	1J0407272DB	21017	Driveshaft
1H0407272QX	22630	Driveshaft	1J0407271BG	21018	Driveshaft	1J0407272DC	21019	Driveshaft
1H0407272S	22672	Driveshaft	1J0407271CJ	21018	Driveshaft	1J0407272EA	21017	Driveshaft
1H0407272SV	22672	Driveshaft	1J0407271DF	21016	Driveshaft	1J0407272EL	21017	Driveshaft
1H0407272SX	22672	Driveshaft	1J0407271DL	21016	Driveshaft	1J0407272F	21013	Driveshaft
1H0407272X	22630	Driveshaft	1J0407271EN	21016	Driveshaft	1J0407272FL	23770	Driveshaft
1H0407274V	22628	Driveshaft	1J0407271EP	23769	Driveshaft	1J0407272FQ	23770	Driveshaft
1H0407274X	22628	Driveshaft	1J0407271ES	23769	Driveshaft	1J0407272GD	22267	Driveshaft
1H0407282A	26054	Boot Kit	1J0407271F	21012	Driveshaft	1J0407272GE	23772	Driveshaft
1H0407285	26037	Boot Kit	1J0407271FD	23769	Driveshaft	1J0407272HD	23612	Driveshaft
1H0407331A	20414	Joint	1J0407271FN	21020	Driveshaft	1J0407272JC	23772	Driveshaft
1H0407331H	24749	Joint Kit	1J0407271GC	23769	Driveshaft	1J0407272KT	22267	Driveshaft
1H0407417	22933	Joint w. Shaft	1J0407271GD	23771	Driveshaft	1J0407272LA	23770	Driveshaft
1H0407418	22932	Joint w. Shaft	1J0407271H	21020	Driveshaft	1J0407272M	21015	Driveshaft
1H0407449AX	23544	Driveshaft	1J0407271HJ	23608	Driveshaft	1J0407283AE	24466	Boot Kit
1H0407449BX	22462	Driveshaft	1J0407271HK	23608	Driveshaft	1J0407285A	21524	Boot Kit
1H0407449X	22625	Driveshaft	1J0407271JD	21020	Driveshaft	1J0407285A	23692	Boot Kit
1H0407450AX	22628	Driveshaft	1J0407271JL	23771	Driveshaft	1J0407285A	24090	Boot Kit
1H0407450BX	22622	Driveshaft	1J0407271LA	23773	Driveshaft	1J0407285E	21524	Boot Kit
1H0407450DX	22630	Driveshaft	1J0407271LM	23769	Driveshaft	1J0407285E	23692	Boot Kit
1H0407450X	22630	Driveshaft	1J0407271Q	21014	Driveshaft	1J0407285E	24090	Boot Kit
1H0407452V	22930	Driveshaft	1J0407272	21021	Driveshaft	1J0407285F	23690	Boot Kit
1H0407452X	22930	Driveshaft	1J0407272AA	23770	Driveshaft	1J0407311K	21522	Joint Kit
1H0498099	22494	Joint Kit	1J0407272AB	21015	Driveshaft	1J0407311R	21522	Joint Kit
1H0498099V	22494	Joint Kit	1J0407272AC	21017	Driveshaft	1J0407451AV	21020	Driveshaft

OE	Spidan	Description / Bezeichnung
----	--------	------------------------------

AUDI / SEAT / ŠKODA / VW		
1J0407451AX	21020	Driveshaft
1J0407451BX	21012	Driveshaft
1J0407451HX	23769	Driveshaft
1J0407451J	21018	Driveshaft
1J0407451JX	21018	Driveshaft
1J0407451MX	21016	Driveshaft
1J0407451NV	23771	Driveshaft
1J0407451NX	23771	Driveshaft
1J0407451P	23769	Driveshaft
1J0407451PV	23769	Driveshaft
1J0407451PX	23769	Driveshaft
1J0407451QX	21020	Driveshaft
1J0407451RX	23608	Driveshaft
1J0407451SX	23608	Driveshaft
1J0407451TV	23771	Driveshaft
1J0407451TX	23771	Driveshaft
1J0407451V	21014	Driveshaft
1J0407451X	21014	Driveshaft
1J0407452AV	21015	Driveshaft
1J0407452AX	21015	Driveshaft
1J0407452BV	21015	Driveshaft
1J0407452BX	21015	Driveshaft
1J0407452CX	21017	Driveshaft
1J0407452DX	21017	Driveshaft
1J0407452EX	21013	Driveshaft
1J0407452LX	23770	Driveshaft
1J0407452NX	21019	Driveshaft
1J0407452Q	22267	Driveshaft
1J0407452QV	22267	Driveshaft
1J0407452QX	22267	Driveshaft
1J0407452RV	23772	Driveshaft
1J0407452RX	23772	Driveshaft
1J0407452SX	23612	Driveshaft
1J0407452TV	23772	Driveshaft
1J0407452TX	23772	Driveshaft
1J0407452V	21021	Driveshaft
1J0407452X	21021	Driveshaft

OE	Spidan	Description / Bezeichnung
----	--------	------------------------------

1J0407453DV	21020	Driveshaft
1J0407453DX	21020	Driveshaft
1J0407453FX	23769	Driveshaft
1J0407453X	23773	Driveshaft
1J0407454DX	22267	Driveshaft
1J0498099	20338	Joint Kit
1J0498099	20339	Joint Kit
1J0498099A	20338	Joint Kit
1J0498099AX	20338	Joint Kit
1J0498099E	21522	Joint Kit
1J0498099EV	21522	Joint Kit
1J0498099EX	21522	Joint Kit
1J0498201	24658	Boot Kit
1J0498201A	26101	Boot Kit
1J0498201D	23175	Boot Kit
1J0498201E	23176	Boot Kit
1J0498201G	22286	Boot Kit
1J0498201H	24367	Boot Kit
1J0498201J	23275	Boot Kit
1J0498201L	24466	Boot Kit
1J0498203	20336	Boot Kit
1J0498203	20337	Boot Kit
1J0498203A	21524	Boot Kit
1J0498203A	24090	Boot Kit
1J0498203C	21524	Boot Kit
1K0407271AP	24482	Driveshaft
1K0407271AT	24473	Driveshaft
1K0407271BD	24484	Driveshaft
1K0407271BF	24474	Driveshaft
1K0407271BJ	24475	Driveshaft
1K0407271BQ	24474	Driveshaft
1K0407271CP	24485	Driveshaft
1K0407271CQ	24487	Driveshaft
1K0407271DH	24488	Driveshaft
1K0407271DJ	24476	Driveshaft
1K0407271DR	24489	Driveshaft
1K0407271DS	24490	Driveshaft
1K0407271ES	24491	Driveshaft

OE	Spidan	Description / Bezeichnung
----	--------	------------------------------

1K0407272BG	24480	Driveshaft
1K0407272CC	24477	Driveshaft
1K0407272CR	24494	Driveshaft
1K0407272DN	24477	Driveshaft
1K0407272DQ	24478	Driveshaft
1K0407272EN	24479	Driveshaft
1K0407272FR	24477	Driveshaft
1K0407272GM	24477	Driveshaft
1K0407272HK	24480	Driveshaft
1K0407272HL	24480	Driveshaft
1K0407272HN	24498	Driveshaft
1K0407272JT	24480	Driveshaft
1K0407272KB	24500	Driveshaft
1K0407272KC	24501	Driveshaft
1K0407272KP	24503	Driveshaft
1K0407285A	23692	Boot Kit
1K0407285K	23692	Boot Kit
1K0407285K	21524	Boot Kit
1K0407285K	24090	Boot Kit
1K0407311F	23687	Joint Kit
1K0407311H	23689	Joint Kit
1K0407311J	23691	Joint Kit
1K0407311L	23689	Joint Kit
1K0407451BX	24488	Driveshaft
1K0407451CX	24473	Driveshaft
1K0407451DX	24475	Driveshaft
1K0407451FX	24485	Driveshaft
1K0407451JX	24476	Driveshaft
1K0407451KX	24489	Driveshaft
1K0407451MX	24488	Driveshaft
1K0407451PX	24487	Driveshaft
1K0407451QX	24474	Driveshaft
1K0407451RX	24484	Driveshaft
1K0407451X	24482	Driveshaft
1K0407452BV	24480	Driveshaft
1K0407452BX	24480	Driveshaft
1K0407452DX	24477	Driveshaft
1K0407452LX	24480	Driveshaft

OE	Spidan	Description / Bezeichnung	OE	Spidan	Description / Bezeichnung	OE	Spidan	Description / Bezeichnung
<b>AUDI / SEAT / ŠKODA / VW</b>								
1K0407452MX	24498	Driveshaft	251498099E	20642	Joint Kit	321407331	20414	Joint
1K0407452TX	24494	Driveshaft	251498099EX	20642	Joint Kit	321407331B	20414	Joint
1K0407453BX	24491	Driveshaft	251498103A	20643	Joint Kit	321498099	20257	Joint Kit
1K0407454DX	24479	Driveshaft	251498201	26019	Boot Kit	321498099A	20260	Joint Kit
1K0407454SX	24480	Driveshaft	251498201A	26019	Boot Kit	321498099B	20260	Joint Kit
1K0407454TX	24500	Driveshaft	251498203E	23508	Boot Kit	321498099C	22458	Joint Kit
1K0407454X	24478	Driveshaft	251498203F	23509	Boot Kit	321498099E	20260	Joint Kit
1K0407761AX	24490	Driveshaft	251501201G	20588	Driveshaft	321498099EX	20260	Joint Kit
1K0407762HX	24503	Driveshaft	251501203	22431	Driveshaft	321498099F	20260	Joint Kit
1K0407762X	24501	Driveshaft	251501203B	22477	Driveshaft	321498103	20258	Joint Kit
1K0498099	23689	Joint Kit	251501203B	22477	Driveshaft	321498103A	20258	Joint Kit
1K0498099A	23689	Joint Kit	251501203BX	22477	Driveshaft	321498103A	20258	Joint Kit
1K0498099B	23691	Joint Kit	251501203C	22478	Driveshaft	321498103B	20289	Joint Kit
1K0498099C	23689	Joint Kit	251501203C	22478	Driveshaft	321498103C	22498	Joint Kit
1K0498099D	23687	Joint Kit	251501203CX	22478	Driveshaft	321498103C	22498	Joint Kit
1K0498099E	23689	Joint Kit	251501203D	22477	Driveshaft	321498103CV	22498	Joint Kit
1K0498103	22497	Joint Kit	251501203DX	22477	Driveshaft	321498103CX	22498	Joint Kit
1K0498103B	24749	Joint Kit	251501203E	22478	Driveshaft	321498103D	22497	Joint Kit
1K0498103BX	24749	Joint Kit	251501203EX	22478	Driveshaft	321498103V	20258	Joint Kit
1K0498201	23268	Boot Kit	251501203G	22477	Driveshaft	321498103X	20258	Joint Kit
1K0498201A	24665	Boot Kit	251501203G	22477	Driveshaft	321498201	26053	Boot Kit
1K0498201B	24662	Boot Kit	251501203GX	22477	Driveshaft	321498201A	26053	Boot Kit
1K0498201D	24466	Boot Kit	251501204A	22479	Driveshaft	321498201B	26103	Boot Kit
1K0498203	23690	Boot Kit	251501204AX	22479	Driveshaft	321498201C	26103	Boot Kit
1K0498203A	23692	Boot Kit	251501204B	22479	Driveshaft	321498201E	26103	Boot Kit
1K0498203B	23688	Boot Kit	251501204BX	22479	Driveshaft	321498201E	26103	Boot Kit
1KM498099	23691	Joint Kit	251598101	22407	Joint Kit	321498203	26005	Boot Kit
211501203	22415	Driveshaft	251598101A	20273	Joint Kit	321498203A	26037	Boot Kit
211501203X	22415	Driveshaft	251598101X	22407	Joint Kit	321498350V	20258	Joint Kit
211598101	22407	Joint Kit	251598201	22451	Boot Kit	321498350X	20258	Joint Kit
211598201	22451	Boot Kit	2K0407272F	24477	Driveshaft	3574072171PX	23544	Driveshaft
251407271B	23516	Driveshaft	321407271AJ	20259	Driveshaft	357407271A	23544	Driveshaft
251407271BX	23516	Driveshaft	321407271AQ	20259	Driveshaft	357407271B	23544	Driveshaft
251407271H	23516	Driveshaft	321407271AR	22473	Driveshaft	357407271D	23542	Driveshaft
251407271J	23516	Driveshaft	321407271AT	20288	Driveshaft	357407271DX	23542	Driveshaft
251407271JX	23516	Driveshaft	321407271P	20259	Driveshaft	357407271EX	23544	Driveshaft
251498099A	20642	Joint Kit	321407271PX	20259	Driveshaft	357407271G	23544	Driveshaft
			321407271S	20259	Driveshaft	357407271GV	23544	Driveshaft
			321407272S	20264	Driveshaft	357407271GX	23544	Driveshaft
			321407284A	26103	Boot Kit	357407271H	23544	Driveshaft
			321407311L	22773	Joint	357407271HX	23544	Driveshaft



OE	Spidan	Description / Bezeichnung
----	--------	------------------------------

AUDI / SEAT / ŠKODA / VW		
357407271P	23544	Driveshaft
357407271PV	23544	Driveshaft
357407271PX	23544	Driveshaft
357407271Q	23544	Driveshaft
357407271R	21016	Driveshaft
357407271RV	21016	Driveshaft
357407271RX	21016	Driveshaft
357407272A	23547	Driveshaft
357407272B	23547	Driveshaft
357407272E	23543	Driveshaft
357407272EX	23543	Driveshaft
357407272F	23547	Driveshaft
357407272FV	23547	Driveshaft
357407272FX	23547	Driveshaft
357407272L	23547	Driveshaft
357407272LV	23547	Driveshaft
357407272LX	23547	Driveshaft
357407272M	23547	Driveshaft
357407272MV	23547	Driveshaft
357407272MX	23547	Driveshaft
357407449AX	23544	Driveshaft
357407450V	23547	Driveshaft
357407450X	23547	Driveshaft
357498099	23548	Joint Kit
357498099A	23548	Joint Kit
357498099B	23548	Joint Kit
357498099D	22600	Joint Kit
357498099DV	22600	Joint Kit
357498099DX	22600	Joint Kit
357498099E	20340	Joint Kit
357498099EX	20340	Joint Kit
357498099V	23548	Joint Kit
357498099X	23548	Joint Kit
357498103	22497	Joint Kit
357498103A	22497	Joint Kit
357498103B	22545	Joint Kit
357498103V	22497	Joint Kit

OE	Spidan	Description / Bezeichnung
----	--------	------------------------------

357498103X	22497	Joint Kit
357498104	22498	Joint Kit
357498104V	22498	Joint Kit
357498104X	22498	Joint Kit
357498201	23514	Boot Kit
357498201A	24664	Boot Kit
357498202	24703	Boot Kit
357498203	22554	Boot Kit
357498203A	22554	Boot Kit
357498350V	22497	Joint Kit
357498350X	22497	Joint Kit
3B0407271N	22687	Driveshaft
3B0407271NX	22687	Driveshaft
3B0407272M	22686	Driveshaft
3B0407285B	23694	Boot Kit
3B0407285B	21813	Boot Kit
3B0498099A	21812	Joint Kit
3B0498099AV	21812	Joint Kit
3B0498099AX	21812	Joint Kit
3B0498099B	21091	Joint Kit
3B0498099C	21091	Joint Kit
3B0498099D	21812	Joint Kit
3B0498099DX	21812	Joint Kit
3B0498099E	22763	Joint Kit
3B0498103	22522	Joint Kit
3B0498201	26126	Boot Kit
3B0498203A	26165	Boot Kit
3B0498203A	21813	Boot Kit
3B0498203B	21092	Boot Kit
3B0498203C	21092	Boot Kit
3B0498203D	26094	Boot Kit
3B0498203E	21524	Boot Kit
3C0407311A	24326	Joint Kit
3C0498099	24326	Joint Kit
3D0598201	23176	Boot Kit
411598101A	22406	Joint Kit
411598201	22451	Boot Kit
431407271D	20250	Driveshaft

OE	Spidan	Description / Bezeichnung
----	--------	------------------------------

431407271DV	20250	Driveshaft
431407271DX	20250	Driveshaft
431407276F	20250	Driveshaft
431407276FV	20250	Driveshaft
431407276FX	20250	Driveshaft
431407276H	20250	Driveshaft
431407276J	22491	Driveshaft
431407331E	20414	Joint
431498099A	20271	Joint Kit
431498099AX	20271	Joint Kit
431498099D	20276	Joint Kit
431498099E	20271	Joint Kit
431498099F	20276	Joint Kit
431498103	20272	Joint Kit
431498103C	20273	Joint Kit
431498103CX	20273	Joint Kit
431498104CX	20273	Joint Kit
431498201	26083	Boot Kit
431498201A	26095	Boot Kit
431498201D	26109	Boot Kit
431498203C	26007	Boot Kit
431498203D	26041	Boot Kit
431498203E	26041	Boot Kit
433407271A	22491	Driveshaft
437407271	20280	Driveshaft
437407271J	20280	Driveshaft
437407271Q	20277	Driveshaft
437407271QX	20277	Driveshaft
437407272C	23503	Driveshaft
441498201	26184	Boot Kit
441498203A	26094	Boot Kit
443407271S	20277	Driveshaft
443407272AF	22562	Driveshaft
443498099B	22566	Joint Kit
443498099BX	22566	Joint Kit
443498099C	22581	Joint Kit
443498099CX	22581	Joint Kit
443498099D	22560	Joint Kit

OE	Spidan	Description / Bezeichnung	OE	Spidan	Description / Bezeichnung	OE	Spidan	Description / Bezeichnung
<b>AUDI / SEAT / ŠKODA / VW</b>			4A0407272CS	22396	Driveshaft	4B0407451GX	21173	Driveshaft
443498099DX	22560	Joint Kit	4A0407272D	22532	Driveshaft	4B0407452CX	21172	Driveshaft
443498099E	22572	Joint Kit	4A0407272DC	22448	Driveshaft	4B0407452GX	21174	Driveshaft
443498099EX	22572	Joint Kit	4A0407272DE	22590	Driveshaft	4B0498201	24367	Boot Kit
443498103	22487	Joint Kit	4A0407272DF	22589	Driveshaft	4B3407271G	24571	Driveshaft
443498103A	20273	Joint Kit	4A0407272DG	22618	Driveshaft	4B3407271J	24571	Driveshaft
443498201	26083	Boot Kit	4A0407272DJ	22396	Driveshaft	4B3407451AX	24571	Driveshaft
443498201A	26125	Boot Kit	4A0407272DK	22532	Driveshaft	4D0407305B	23695	Joint Kit
443498201B	26109	Boot Kit	4A0407272DP	22448	Driveshaft	4D0498099	22763	Joint Kit
443498201D	26108	Boot Kit	4A0407272F	22532	Driveshaft	4D0498099A	22763	Joint Kit
443498201E	26109	Boot Kit	4A0407272FX	22532	Driveshaft	4D0498099X	22763	Joint Kit
443498201F	26084	Boot Kit	4A0407273C	22369	Joint w. Shaft	4D0598099	22804	Joint Kit
443498201G	26182	Boot Kit	4A0407273D	22621	Joint w. Shaft	4D0598099A	22804	Joint Kit
443498201H	26129	Boot Kit	4A0407274	22556	Joint w. Shaft	4D0598203	26248	Boot Kit
443498203A	26006	Boot Kit	4A0407274A	22444	Joint w. Shaft	4D0598203A	26248	Boot Kit
443498203B	26007	Boot Kit	4A0407274B	22592	Joint w. Shaft	4E0407285	23696	Boot Kit
443498203C	26010	Boot Kit	4A0407274C	22368	Joint w. Shaft	4E0407285	23698	Boot Kit
443498203D	26009	Boot Kit	4A0407274F	22662	Joint w. Shaft	4E0407285	23980	Boot Kit
447407271F	22567	Driveshaft	4A0407451X	22619	Driveshaft	4E0407285	24682	Boot Kit
447407272C	23503	Driveshaft	4A0407452DX	22448	Driveshaft	4E0407285A	24463	Boot Kit
447498099	22568	Joint Kit	4A0407452EX	22590	Driveshaft	4E0407285A	23982	Boot Kit
447498203	23524	Boot Kit	4A0407452FX	22589	Driveshaft	4E0407305D	24681	Joint Kit
477501103	21810	Driveshaft	4A0407452X	22618	Driveshaft	4E0498203	24682	Boot Kit
4A0407271BG	22589	Driveshaft	4A0498099	22591	Joint Kit	4F0407285	24692	Boot Kit
4A0407271BS	22619	Driveshaft	4A0498099C	22541	Joint Kit	4F0498099A	24681	Joint Kit
4A0407271CQ	22531	Driveshaft	4A0498099D	22591	Joint Kit	535498104	22498	Joint Kit
4A0407271D	22531	Driveshaft	4A0498099J	22541	Joint Kit	535498202	26101	Boot Kit
4A0407271DG	22619	Driveshaft	4A0498203	26127	Boot Kit	5N0498201	24705	Boot Kit
4A0407271DK	22531	Driveshaft	4A0498203A	26127	Boot Kit	5X0498099A	24307	Joint Kit
4A0407271F	22531	Driveshaft	4B0407271AP	24588	Driveshaft	5X3498201	24702	Boot Kit
4A0407271FX	22531	Driveshaft	4B0407271C	21171	Driveshaft	5Z0498099A	24307	Joint Kit
4A0407272AT	22448	Driveshaft	4B0407271F	21173	Driveshaft	6E0407271C	24258	Driveshaft
4A0407272B	22396	Driveshaft	4B0407271M	21171	Driveshaft	6E0407271G	24093	Driveshaft
4A0407272BA	22448	Driveshaft	4B0407272C	21172	Driveshaft	6E0407272C	23775	Driveshaft
4A0407272BD	22589	Driveshaft	4B0407272F	21174	Driveshaft	6E0407272D	23775	Driveshaft
4A0407272BH	22590	Driveshaft	4B0407272M	21172	Driveshaft	6E0407272H	24092	Driveshaft
4A0407272BS	22618	Driveshaft	4B0407451CX	21171	Driveshaft	6E0407451BX	24093	Driveshaft
4A0407272CQ	22532	Driveshaft	4B0407451EX	24588	Driveshaft	6E0407451X	24258	Driveshaft

OE	Spidan	Description / Bezeichnung
----	--------	------------------------------

AUDI / SEAT / ŠKODA / VW		
6E0407452AX	24092	Driveshaft
6E0407452X	23775	Driveshaft
6E0498201	24659	Boot Kit
6K0407271F	22462	Driveshaft
6N0407271	21708	Driveshaft
6N0407271B	24574	Driveshaft
6N0407271H	24091	Driveshaft
6N0407271V	21708	Driveshaft
6N0407271X	21708	Driveshaft
6N0407272	21709	Driveshaft
6N0407272F	24092	Driveshaft
6N0407272H	24092	Driveshaft
6N0407272V	21709	Driveshaft
6N0407272X	21709	Driveshaft
6N0407311	23675	Joint Kit
6N0407449V	21708	Driveshaft
6N0407449X	21708	Driveshaft
6N0407450V	21709	Driveshaft
6N0407450X	21709	Driveshaft
6N0407451BX	24091	Driveshaft
6N0407451X	24574	Driveshaft
6N0407452AX	24092	Driveshaft
6N0407452CX	24092	Driveshaft
6N0498099	23675	Joint Kit
6N0498099V	23675	Joint Kit
6N0498099X	23675	Joint Kit
6N0498103	22455	Joint Kit
6N0498201	24661	Boot Kit
6N0498203	26252	Boot Kit
6N0498203	26252	Boot Kit
6Q0407271AK	24096	Driveshaft
6Q0407271AL	24096	Driveshaft
6Q0407271AS	24777	Driveshaft
6Q0407271AT	24096	Driveshaft
6Q0407271BE	24098	Driveshaft
6Q0407271BS	24098	Driveshaft
6Q0407271CL	24586	Driveshaft

OE	Spidan	Description / Bezeichnung
----	--------	------------------------------

6Q0407271CT	24098	Driveshaft
6Q0407271DB	24098	Driveshaft
6Q0407271DE	24098	Driveshaft
6Q0407271DJ	24303	Driveshaft
6Q0407271H	24098	Driveshaft
6Q0407271J	24586	Driveshaft
6Q0407271T	24098	Driveshaft
6Q0407272AN	24097	Driveshaft
6Q0407272AP	24097	Driveshaft
6Q0407272AR	24300	Driveshaft
6Q0407272BA	24300	Driveshaft
6Q0407272BC	24585	Driveshaft
6Q0407272BD	24097	Driveshaft
6Q0407272BE	24097	Driveshaft
6Q0407272BK	24099	Driveshaft
6Q0407272BL	24300	Driveshaft
6Q0407272CL	24302	Driveshaft
6Q0407272DH	24099	Driveshaft
6Q0407272DJ	24300	Driveshaft
6Q0407272DM	24553	Driveshaft
6Q0407272DR	24097	Driveshaft
6Q0407272DS	24585	Driveshaft
6Q0407272H	24099	Driveshaft
6Q0407272J	24302	Driveshaft
6Q0407311D	24089	Joint Kit
6Q0407451DX	24777	Driveshaft
6Q0407451EV	24096	Driveshaft
6Q0407451EX	24096	Driveshaft
6Q0407451FX	24098	Driveshaft
6Q0407451JX	24586	Driveshaft
6Q0407451KX	24098	Driveshaft
6Q0407451PX	24303	Driveshaft
6Q0407451X	24096	Driveshaft
6Q0407452EX	24585	Driveshaft
6Q0407452FX	24097	Driveshaft
6Q0407452GX	24097	Driveshaft
6Q0407452HX	24099	Driveshaft
6Q0407452KX	24302	Driveshaft

OE	Spidan	Description / Bezeichnung
----	--------	------------------------------

6Q0407452NX	24585	Driveshaft
6Q0407452PX	24097	Driveshaft
6Q0407452QX	24553	Driveshaft
6Q0498099	21586	Joint Kit
6Q0498099A	21585	Joint Kit
6Q0498099B	21587	Joint Kit
6Q0498099C	21585	Joint Kit
6Q0498099D	21586	Joint Kit
6Q0498099DX	21586	Joint Kit
6Q0498099E	21587	Joint Kit
6Q0498099EX	21587	Joint Kit
6Q0498099F	24089	Joint Kit
6Q0498201A	24663	Boot Kit
6Q0498201B	24663	Boot Kit
6Q0498201C	24660	Boot Kit
6Q0498203	21588	Boot Kit
6Q0498203A	21589	Boot Kit
6QE407271G	24096	Driveshaft
6QE407272M	24585	Driveshaft
6QE407311C	24308	Joint Kit
6QE498099B	24308	Joint Kit
6QE498203A	24309	Boot Kit
6U0407271A	23150	Driveshaft
6U0407271AV	23150	Driveshaft
6U0407271AX	23150	Driveshaft
6U0407271F	23150	Driveshaft
6U0407271FX	23150	Driveshaft
6U0407272A	23151	Driveshaft
6U0407272AV	23151	Driveshaft
6U0407272AX	23151	Driveshaft
6U0407272F	23151	Driveshaft
6U0407272FX	23151	Driveshaft
6U0498103A	23155	Joint Kit
6U0498201A	26201	Boot Kit
6X0407271H	24094	Driveshaft
6X0407271K	24094	Driveshaft
6X0407272E	24095	Driveshaft
6X0407451AX	24094	Driveshaft

OE	Spidan	Description / Bezeichnung	OE	Spidan	Description / Bezeichnung	OE	Spidan	Description / Bezeichnung
<b>AUDI / SEAT / ŠKODA / VW</b>			701407449GX	21023	Driveshaft	7D0407288	23627	Boot Kit
6X0407451X	24094	Driveshaft	701407449X	20592	Driveshaft	7D0407451AX	23779	Driveshaft
6X0407452V	24095	Driveshaft	701407451A	21023	Driveshaft	7D0407451X	23778	Driveshaft
6X0407452X	24095	Driveshaft	701407451AX	21023	Driveshaft	7D0498099	22901	Joint Kit
6X0498099	24541	Joint Kit	701407451BX	21024	Driveshaft	7D0498103	23626	Joint Kit
6X0498099X	24541	Joint Kit	701407451C	21022	Driveshaft	7D0498201	23627	Boot Kit
6X0498203	24542	Boot Kit	701407451X	21025	Driveshaft	7D0498331	23626	Joint Kit
6X0498203	22938	Boot Kit	701498099	20595	Joint Kit	7H0407271A	24156	Driveshaft
701407271AB	20600	Driveshaft	701498099A	20596	Joint Kit	7H0407271AA	24159	Driveshaft
701407271AC	20601	Driveshaft	701498099AV	20596	Joint Kit	7H0407271AB	24156	Driveshaft
701407271B	20592	Driveshaft	701498099AX	20596	Joint Kit	7H0407271AC	24159	Driveshaft
701407271BV	20592	Driveshaft	701498099B	21945	Joint Kit	7H0407271AD	24156	Driveshaft
701407271BX	20592	Driveshaft	701498099B	22900	Joint Kit	7H0407271AF	24159	Driveshaft
701407271C	20591	Driveshaft	701498099BX	21945	Joint Kit	7H0407271AG	24156	Driveshaft
701407271CX	20591	Driveshaft	701498099BX	22900	Joint Kit	7H0407271AH	24159	Driveshaft
701407271F	20594	Driveshaft	701498099C	22901	Joint Kit	7H0407271AJ	24156	Driveshaft
701407271G	20593	Driveshaft	701498099C	21946	Joint Kit	7H0407271AK	24152	Driveshaft
701407271H	20598	Driveshaft	701498099CX	21946	Joint Kit	7H0407271AL	24159	Driveshaft
701407271HV	20598	Driveshaft	701498099CX	22901	Joint Kit	7H0407271AM	24156	Driveshaft
701407271HX	20598	Driveshaft	701498099V	20595	Joint Kit	7H0407271AS	24159	Driveshaft
701407271J	20599	Driveshaft	701498099X	20595	Joint Kit	7H0407271AT	24156	Driveshaft
701407271JV	20599	Driveshaft	701498103	20597	Joint Kit	7H0407271E	24152	Driveshaft
701407271JX	20591	Driveshaft	701498103A	22902	Joint Kit	7H0407271J	24156	Driveshaft
701407271JX	20599	Driveshaft	701498103AX	22902	Joint Kit	7H0407271L	24156	Driveshaft
701407271K	20602	Driveshaft	701498103X	20597	Joint Kit	7H0407271M	24156	Driveshaft
701407271KX	20602	Driveshaft	701498201	26097	Boot Kit	7H0407271Q	24159	Driveshaft
701407271L	20603	Driveshaft	701498203	26096	Boot Kit	7H0407271R	24156	Driveshaft
701407271LX	20603	Driveshaft	701498203A	26274	Boot Kit	7H0407271S	24156	Driveshaft
701407271M	21025	Driveshaft	701498340AX	20596	Joint Kit	7H0407271T	24152	Driveshaft
701407271N	21024	Driveshaft	701498340BX	22900	Joint Kit	7H0407272AC	24155	Driveshaft
701407271P	21023	Driveshaft	701498340BX	21945	Joint Kit	7H0407272AD	24158	Driveshaft
701407271Q	21022	Driveshaft	701498340CX	22901	Joint Kit	7H0407272AF	24157	Driveshaft
701407449AX	20591	Driveshaft	701498340CX	21946	Joint Kit	7H0407272AH	24144	Driveshaft
701407449BX	20598	Driveshaft	701498340X	20595	Joint Kit	7H0407272AJ	24153	Driveshaft
701407449CX	20599	Driveshaft	701498350X	20597	Joint Kit	7H0407272AK	24144	Driveshaft
701407449DX	20602	Driveshaft	7D0407271A	23778	Driveshaft	7H0407272AL	24155	Driveshaft
701407449EX	20603	Driveshaft	7D0407271B	23779	Driveshaft	7H0407272AM	24158	Driveshaft
701407449FX	21025	Driveshaft	7D0407271D	21023	Driveshaft	7H0407272AN	24183	Driveshaft

OE	Spidan	Description / Bezeichnung
----	--------	------------------------------

AUDI / SEAT / ŠKODA / VW		
7H0407272AP	24157	Driveshaft
7H0407272AQ	24183	Driveshaft
7H0407272AR	24144	Driveshaft
7H0407272AS	24157	Driveshaft
7H0407272BB	24155	Driveshaft
7H0407272BC	24153	Driveshaft
7H0407272BD	24155	Driveshaft
7H0407272BE	24157	Driveshaft
7H0407272BF	24158	Driveshaft
7H0407272BG	24144	Driveshaft
7H0407272BH	24183	Driveshaft
7H0407272BJ	24157	Driveshaft
7H0407272BK	24153	Driveshaft
7H0407272BL	24155	Driveshaft
7H0407272BM	24158	Driveshaft
7H0407272BN	24144	Driveshaft
7H0407272BP	24183	Driveshaft
7H0407272BQ	24157	Driveshaft
7H0407272CH	24153	Driveshaft
7H0407272CJ	24144	Driveshaft
7H0407272CK	24183	Driveshaft
7H0407272S	24153	Driveshaft
7H0407321	23981	Joint Kit
7H0407321A	23979	Joint Kit
7H0407321B	23979	Joint Kit
7H0407321C	23981	Joint Kit
7H0407321D	23981	Joint Kit
7H0407331B	24566	Joint Kit
7H0407331E	24570	Joint Kit
7H0407332J	24568	Joint Kit
7H0407332P	24564	Joint Kit
7H0407451AX	24159	Driveshaft
7H0407451BV	24156	Driveshaft
7H0407451BX	24156	Driveshaft
7H0407451CV	24159	Driveshaft
7H0407451CX	24159	Driveshaft
7H0407451DV	24159	Driveshaft

OE	Spidan	Description / Bezeichnung
----	--------	------------------------------

7H0407451DX	24159	Driveshaft
7H0407451EV	24156	Driveshaft
7H0407451EX	24156	Driveshaft
7H0407451FX	24156	Driveshaft
7H0407451GX	24159	Driveshaft
7H0407451HX	24156	Driveshaft
7H0407451JX	24152	Driveshaft
7H0407451TX	24159	Driveshaft
7H0407451X	24152	Driveshaft
7H0407452AV	24155	Driveshaft
7H0407452AX	24155	Driveshaft
7H0407452BV	24144	Driveshaft
7H0407452BX	24144	Driveshaft
7H0407452CV	24183	Driveshaft
7H0407452CX	24183	Driveshaft
7H0407452DX	24157	Driveshaft
7H0407452EV	24158	Driveshaft
7H0407452EX	24158	Driveshaft
7H0407452FV	24144	Driveshaft
7H0407452FX	24144	Driveshaft
7H0407452GV	24183	Driveshaft
7H0407452GX	24183	Driveshaft
7H0407452HX	24157	Driveshaft
7H0407452JV	24155	Driveshaft
7H0407452JX	24155	Driveshaft
7H0407452KX	24144	Driveshaft
7H0407452LX	24183	Driveshaft
7H0407452MX	24158	Driveshaft
7H0407452NV	24153	Driveshaft
7H0407452NX	24153	Driveshaft
7H0407452PX	24155	Driveshaft
7H0407452QX	24157	Driveshaft
7H0407452RX	24157	Driveshaft
7H0407452SX	24153	Driveshaft
7H0407452TX	24153	Driveshaft
7H0407452V	24153	Driveshaft
7H0407452X	24153	Driveshaft
7H0407453X	24156	Driveshaft

OE	Spidan	Description / Bezeichnung
----	--------	------------------------------

7H0407454AX	24183	Driveshaft
7H0407454X	24144	Driveshaft
7H0498099	23979	Joint Kit
7H0498099A	23981	Joint Kit
7H0498099B	23981	Joint Kit
7H0498103	24566	Joint Kit
7H0498103C	24570	Joint Kit
7H0498104F	24564	Joint Kit
7H0498104G	24568	Joint Kit
7H0498104K	24564	Joint Kit
7H0498201	24567	Boot Kit
7H0498202	24565	Boot Kit
7H0498202A	24569	Boot Kit
7H0498203	24327	Boot Kit
7H0498203	23980	Boot Kit
7H0498203A	23982	Boot Kit
7H0501201C	24181	Driveshaft
7H0501201CX	24181	Driveshaft
7H0501201D	24181	Driveshaft
7H0501201DX	24181	Driveshaft
7H0501202C	24182	Driveshaft
7H0501202CX	24182	Driveshaft
7H0501202D	24531	Driveshaft
7H0501202DX	24531	Driveshaft
7L0407271	24198	Driveshaft
7L0407271A	24198	Driveshaft
7L0407271B	24198	Driveshaft
7L0407271C	24198	Driveshaft
7L0407271D	24198	Driveshaft
7L0407271E	24198	Driveshaft
7L0407271EX	24198	Driveshaft
7L0407271F	24198	Driveshaft
7L0407321D	24237	Joint Kit
7L0407331A	24236	Joint Kit
7L0498099	24237	Joint Kit
7L0498099A	24237	Joint Kit
7L0498099AX	24237	Joint Kit
7L0498099C	24237	Joint Kit

OE	Spidan	Description / Bezeichnung	OE	Spidan	Description / Bezeichnung	OE	Spidan	Description / Bezeichnung
<b>AUDI / SEAT / ŠKODA / VW</b>			7L6498099C	24462	Joint Kit	7M0407272BV	20153	Driveshaft
7L0498099CX	24237	Joint Kit	7L6498103	24464	Joint Kit	7M0407272BX	20153	Driveshaft
7L0498103	24236	Joint Kit	7L6498103A	24464	Joint Kit	7M0407272C	20157	Driveshaft
7L0498103A	24236	Joint Kit	7L6498103AX	24464	Joint Kit	7M0407272CV	20157	Driveshaft
7L0498201	24230	Boot Kit	7L6498103V	24464	Joint Kit	7M0407272CX	20157	Driveshaft
7L0498201A	24230	Boot Kit	7L6498103X	24464	Joint Kit	7M0407272E	20155	Driveshaft
7L0498203	24231	Boot Kit	7L6498201	24465	Boot Kit	7M0407272F	20151	Driveshaft
7L0501201A	24197	Driveshaft	7L6498201A	24465	Boot Kit	7M0407272G	20157	Driveshaft
7L0501201B	24577	Driveshaft	7L6498203	24463	Boot Kit	7M0407272H	20155	Driveshaft
7L0501201BX	24577	Driveshaft	7L6501201	24199	Driveshaft	7M0407272J	20153	Driveshaft
7L0501201C	24197	Driveshaft	7L6501201A	24229	Driveshaft	7M0407272K	20155	Driveshaft
7L0501331	24238	Joint Kit	7L6501201B	24199	Driveshaft	7M0407283	24567	Boot Kit
7L0501331A	24239	Joint Kit	7L6501201BX	24199	Driveshaft	7M0407283	24565	Boot Kit
7L0598103	24238	Joint Kit	7L6501201C	24229	Driveshaft	7M0407285A	26274	Boot Kit
7L0598103A	24239	Joint Kit	7L6501201D	24199	Driveshaft	7M0407321A	21572	Joint Kit
7L0598201	24232	Boot Kit	7L6501201DX	24199	Driveshaft	7M0407321B	21574	Joint Kit
7L0598201A	24233	Boot Kit	7L6501201E	24229	Driveshaft	7M0407449AX	20150	Driveshaft
7L0598203	24234	Boot Kit	7L6501817A	24229	Driveshaft	7M0407450AX	20151	Driveshaft
7L0598203A	24235	Boot Kit	7L6501817C	24229	Driveshaft	7M0407450BX	20153	Driveshaft
7L6201201B	24199	Driveshaft	7L6501817E	24229	Driveshaft	7M0407451AX	20150	Driveshaft
7L6407271	24200	Driveshaft	7L8407271	24198	Driveshaft	7M0407452	20155	Driveshaft
7L6407271A	24228	Driveshaft	7M0407271A	20150	Driveshaft	7M0498099	21572	Joint Kit
7L6407271B	24200	Driveshaft	7M0407271AV	20150	Driveshaft	7M0498099A	21574	Joint Kit
7L6407271BV	24200	Driveshaft	7M0407271AX	20150	Driveshaft	7M0498099AX	21574	Joint Kit
7L6407271BX	24200	Driveshaft	7M0407271C	20158	Driveshaft	7M0498099V	21572	Joint Kit
7L6407271C	24200	Driveshaft	7M0407271D	20156	Driveshaft	7M0498099X	21572	Joint Kit
7L6407271D	24200	Driveshaft	7M0407271E	20152	Driveshaft	7M0498201A	24657	Boot Kit
7L6407271DX	24200	Driveshaft	7M0407271F	20154	Driveshaft	7M0498203	26274	Boot Kit
7L6407271G	24200	Driveshaft	7M0407271J	20154	Driveshaft	7M0498203A	26274	Boot Kit
7L6407271GX	24200	Driveshaft	7M0407271L	20150	Driveshaft	7M0498203A	21575	Boot Kit
7L6407271H	24228	Driveshaft	7M0407271M	20158	Driveshaft	7M0498340X	21572	Joint Kit
7L6407271HX	24228	Driveshaft	7M0407271MX	20158	Driveshaft	7M3407271	20579	Driveshaft
7L6407283	24569	Boot Kit	7M0407271N	20156	Driveshaft	7M3407271A	22253	Driveshaft
7L6407283	24465	Boot Kit	7M0407271Q	20154	Driveshaft	7M3407271E	22253	Driveshaft
7L6407321E	24462	Joint Kit	7M0407271R	20154	Driveshaft	7M3407271F	20579	Driveshaft
7L6407331A	24464	Joint Kit	7M0407272A	20151	Driveshaft	7M3407271H	20156	Driveshaft
7L6498099A	24462	Joint Kit	7M0407272AV	20151	Driveshaft	7M3407271M	20579	Driveshaft
7L6498099B	24462	Joint Kit	7M0407272AX	20151	Driveshaft	7M3407271N	20579	Driveshaft
			7M0407272B	20153	Driveshaft			

OE	Spidan	Description / Bezeichnung
----	--------	------------------------------

AUDI / SEAT / ŠKODA / VW		
7M3407271P	20579	Driveshaft
7M3407271PX	20579	Driveshaft
7M3407271Q	22253	Driveshaft
7M3407271QX	22253	Driveshaft
7M3407271R	20156	Driveshaft
7M3407271RX	20156	Driveshaft
7M3407272A	20151	Driveshaft
7M3407272B	22254	Driveshaft
7M3407272C	22254	Driveshaft
7M3407272D	20157	Driveshaft
7M3407272E	22254	Driveshaft
7M3407272EX	22254	Driveshaft
7M3407272F	20157	Driveshaft
7M3407272FX	20157	Driveshaft
7M3407451A	20579	Driveshaft
7M3407451AV	20579	Driveshaft
7M3407451AX	20579	Driveshaft
7M3407451BV	20579	Driveshaft
7M3407451BX	20579	Driveshaft
7M3407451CV	20156	Driveshaft
7M3407451CX	20156	Driveshaft
7M3407451V	22253	Driveshaft
7M3407451X	22253	Driveshaft
7M3407452V	22254	Driveshaft
7M3407452X	22254	Driveshaft
7M3407761X	20579	Driveshaft
7M3498201	22286	Boot Kit
7M3498201A	22286	Boot Kit
7M3498201D	24367	Boot Kit
7M3498201H	24367	Boot Kit
7M3498201J	24466	Boot Kit
803498099A	20271	Joint Kit
803498201E	26095	Boot Kit
807407331	20414	Joint
811407271GX	20288	Driveshaft
811407271H	22473	Driveshaft
811407271P	20242	Driveshaft

OE	Spidan	Description / Bezeichnung
----	--------	------------------------------

811407272H	20297	Driveshaft
811407272J	22485	Driveshaft
811498099	22458	Joint Kit
811498099E	20260	Joint Kit
811498099EX	20260	Joint Kit
811498099F	20260	Joint Kit
811498103A	20289	Joint Kit
811498201	26103	Boot Kit
811498203	26037	Boot Kit
811501203B	20203	Driveshaft
811501203C	20240	Driveshaft
811501204C	22402	Driveshaft
853407271C	20242	Driveshaft
855407271	20292	Driveshaft
855407271X	20292	Driveshaft
855498099	20294	Joint Kit
855498099A	20294	Joint Kit
855498099B	20294	Joint Kit
857407271E	20241	Driveshaft
861498099	20285	Joint Kit
861498103A	20286	Joint Kit
861498103AX	20286	Joint Kit
861498201	26082	Boot Kit
861498203	26022	Boot Kit
867407271	22471	Driveshaft
867407272	22472	Driveshaft
871407271	22471	Driveshaft
871407271B	22471	Driveshaft
871407271BX	22471	Driveshaft
871407271C	22471	Driveshaft
871407271CX	22471	Driveshaft
871407271X	22471	Driveshaft
871407272	22472	Driveshaft
871407272B	22472	Driveshaft
871407272C	22472	Driveshaft
871407272CX	22472	Driveshaft
871407272D	22470	Driveshaft
871407272DX	22470	Driveshaft

OE	Spidan	Description / Bezeichnung
----	--------	------------------------------

871407272X	22472	Driveshaft
871498099	22452	Joint Kit
871498099A	22469	Joint Kit
871498099AX	22469	Joint Kit
871498099X	22452	Joint Kit
871498103	22455	Joint Kit
871498201	26054	Boot Kit
871498203	26030	Boot Kit
871498203A	26030	Boot Kit
893407271BM	22514	Driveshaft
893407271BN	22817	Driveshaft
893407271F	20549	Driveshaft
893407271FX	20549	Driveshaft
893407271L	22502	Driveshaft
893407272BB	22814	Driveshaft
893407272BM	22518	Driveshaft
893407272BN	22818	Driveshaft
893407272F	20548	Driveshaft
893407272FX	20548	Driveshaft
893407272L	22505	Driveshaft
893407272LX	22505	Driveshaft
893407273A	22649	Joint w. Shaft
893407274	22664	Joint w. Shaft
893407274A	22648	Joint w. Shaft
893407275BX	22514	Driveshaft
893407276AX	22518	Driveshaft
893498099	22546	Joint Kit
893498099A	22547	Joint Kit
893498099AX	22547	Joint Kit
893498099B	22551	Joint Kit
893498099C	22548	Joint Kit
893498099D	22542	Joint Kit
893498099DX	22542	Joint Kit
893498099E	22543	Joint Kit
893498099F	22551	Joint Kit
893498099G	22544	Joint Kit
893498099GX	22543	Joint Kit
893498099GX	22544	Joint Kit

OE	Spidan	Description / Bezeichnung
----	--------	------------------------------

AUDI / SEAT / ŠKODA / VW		
893498099H	22551	Joint Kit
893498099L	22639	Joint Kit
893498099LX	22639	Joint Kit
893498099M	22550	Joint Kit
893498099MX	22550	Joint Kit
893498099P	22748	Joint Kit
893498099PX	22748	Joint Kit
893498099X	22546	Joint Kit
893498103	22545	Joint Kit
893498103B	22632	Joint Kit
893498103BX	22632	Joint Kit
893498103X	22545	Joint Kit
893498201	26191	Boot Kit
893498201A	26128	Boot Kit
893498201B	26065	Boot Kit
893498203	22554	Boot Kit
893498203A	22554	Boot Kit
893498203A	22555	Boot Kit
893498203B	22553	Boot Kit
893498203C	22555	Boot Kit
893498203F	26249	Boot Kit
895407271C	22504	Driveshaft
895407271CV	22504	Driveshaft
895407271CX	22504	Driveshaft
895407271D	22538	Driveshaft
895407271X	22504	Driveshaft
895407272	22666	Driveshaft
895407272C	22508	Driveshaft
895407272CV	22508	Driveshaft
895407272CX	22508	Driveshaft
895407272D	22537	Driveshaft
895407272X	22508	Driveshaft
895498099A	22550	Joint Kit
895498099B	22544	Joint Kit
895498099C	22552	Joint Kit
895498099D	22552	Joint Kit
895498099H	22550	Joint Kit

OE	Spidan	Description / Bezeichnung
----	--------	------------------------------

895498203	26247	Boot Kit
8A0407271	22809	Driveshaft
8A0407271A	22809	Driveshaft
8A0407271AE	22538	Driveshaft
8A0407271AG	22809	Driveshaft
8A0407271AM	22637	Driveshaft
8A0407271C	22637	Driveshaft
8A0407271H	22502	Driveshaft
8A0407271H	22538	Driveshaft
8A0407271J	22538	Driveshaft
8A0407271N	22807	Driveshaft
8A0407271Q	22807	Driveshaft
8A0407271QX	22807	Driveshaft
8A0407272A	22808	Driveshaft
8A0407272AE	22537	Driveshaft
8A0407272AG	22808	Driveshaft
8A0407272H	22537	Driveshaft
8A0407272J	22537	Driveshaft
8A0407272JX	22505	Driveshaft
8A0407272N	22806	Driveshaft
8A0407272Q	22666	Driveshaft
8A0407272QX	22666	Driveshaft
8A0407272QX	22806	Driveshaft
8A0407273A	22641	Joint w. Shaft
8A0407274A	22640	Joint w. Shaft
8A0407283	23998	Boot Kit
8A0407451EX	22637	Driveshaft
8A0498099	22550	Joint Kit
8A0498099X	22550	Joint Kit
8A0498201	26128	Boot Kit
8A0498203	22555	Boot Kit
8D0407271AC	22679	Driveshaft
8D0407271AH	22675	Driveshaft
8D0407271AJ	22687	Driveshaft
8D0407271AM	24299	Driveshaft
8D0407271AN	22689	Driveshaft
8D0407271AP	22683	Driveshaft
8D0407271AQ	22685	Driveshaft

OE	Spidan	Description / Bezeichnung
----	--------	------------------------------

8D0407271BA	22683	Driveshaft
8D0407271BB	22687	Driveshaft
8D0407271BE	22679	Driveshaft
8D0407271BF	24299	Driveshaft
8D0407271BJ	22689	Driveshaft
8D0407271BQ	22255	Driveshaft
8D0407271CL	22689	Driveshaft
8D0407271DF	23616	Driveshaft
8D0407271DJ	22689	Driveshaft
8D0407271DK	22679	Driveshaft
8D0407271DL	22683	Driveshaft
8D0407271DM	22679	Driveshaft
8D0407271DN	24299	Driveshaft
8D0407271DP	22689	Driveshaft
8D0407271DQ	23616	Driveshaft
8D0407271DT	22687	Driveshaft
8D0407271EC	22687	Driveshaft
8D0407271EF	22687	Driveshaft
8D0407271EK	22255	Driveshaft
8D0407271EL	22687	Driveshaft
8D0407271RX	23616	Driveshaft
8D0407272AC	22678	Driveshaft
8D0407272AH	23618	Driveshaft
8D0407272AJ	22686	Driveshaft
8D0407272AN	22688	Driveshaft
8D0407272AP	22682	Driveshaft
8D0407272AQ	22684	Driveshaft
8D0407272BA	22682	Driveshaft
8D0407272BB	22686	Driveshaft
8D0407272BE	22678	Driveshaft
8D0407272BJ	22688	Driveshaft
8D0407272BQ	22256	Driveshaft
8D0407272CL	22688	Driveshaft
8D0407272DF	23777	Driveshaft
8D0407272DJ	22688	Driveshaft
8D0407272DK	22678	Driveshaft
8D0407272DL	22682	Driveshaft
8D0407272DM	22678	Driveshaft



OE	Spidan	Description / Bezeichnung
----	--------	------------------------------

**AUDI / SEAT / ŠKODA / VW**

8D0407272DP	22688	Driveshaft
8D0407272DQ	23777	Driveshaft
8D0407272DT	22686	Driveshaft
8D0407272EF	22686	Driveshaft
8D0407272EK	22256	Driveshaft
8D0407285	24686	Boot Kit
8D0407305J	22804	Joint Kit
8D0407305M	21091	Joint Kit
8D0407305Q	21812	Joint Kit
8D0407417	22827	Joint w. Shaft
8D0407417A	22829	Joint w. Shaft
8D0407417C	22825	Joint w. Shaft
8D0407417E	22825	Joint w. Shaft
8D0407417H	22679	Driveshaft
8D0407417J	24299	Driveshaft
8D0407417L	22827	Joint w. Shaft
8D0407417M	21190	Joint w. Shaft
8D0407417N	22827	Joint w. Shaft
8D0407418	22826	Joint w. Shaft
8D0407418A	22828	Joint w. Shaft
8D0407418B	22824	Joint w. Shaft
8D0407418E	22824	Joint w. Shaft
8D0407418H	22678	Driveshaft
8D0407418L	22826	Joint w. Shaft
8D0407418M	21191	Joint w. Shaft
8D0407418N	22826	Joint w. Shaft
8D0407451AV	22685	Driveshaft
8D0407451AX	22685	Driveshaft
8D0407451BV	22689	Driveshaft
8D0407451BX	22689	Driveshaft
8D0407451CV	22687	Driveshaft
8D0407451CX	22687	Driveshaft
8D0407451DV	22679	Driveshaft
8D0407451DX	22679	Driveshaft
8D0407451EV	22675	Driveshaft
8D0407451EX	22675	Driveshaft
8D0407451FV	22689	Driveshaft

OE	Spidan	Description / Bezeichnung
----	--------	------------------------------

8D0407451FX	22689	Driveshaft
8D0407451GX	24299	Driveshaft
8D0407451LX	22687	Driveshaft
8D0407451N	22255	Driveshaft
8D0407451PV	23616	Driveshaft
8D0407451PX	23616	Driveshaft
8D0407451RX	23616	Driveshaft
8D0407451V	22683	Driveshaft
8D0407451X	22683	Driveshaft
8D0407452AV	22684	Driveshaft
8D0407452AX	22684	Driveshaft
8D0407452BV	22688	Driveshaft
8D0407452BX	22688	Driveshaft
8D0407452CV	22686	Driveshaft
8D0407452CX	22686	Driveshaft
8D0407452DV	22678	Driveshaft
8D0407452DX	22678	Driveshaft
8D0407452EX	23618	Driveshaft
8D0407452FV	22688	Driveshaft
8D0407452FX	22688	Driveshaft
8D0407452M	22256	Driveshaft
8D0407452MX	22256	Driveshaft
8D0407452NV	23777	Driveshaft
8D0407452NX	23777	Driveshaft
8D0407452QX	23777	Driveshaft
8D0407452V	22682	Driveshaft
8D0407452X	22682	Driveshaft
8D0407453EV	22687	Driveshaft
8D0407453EX	22687	Driveshaft
8D0407454CV	22686	Driveshaft
8D0407454CX	22686	Driveshaft
8D0498099	22681	Joint Kit
8D0498099A	22747	Joint Kit
8D0498099B	22681	Joint Kit
8D0498099C	22747	Joint Kit
8D0498099CX	22747	Joint Kit
8D0498099D	22763	Joint Kit
8D0498099E	22763	Joint Kit

OE	Spidan	Description / Bezeichnung
----	--------	------------------------------

8D0498103	22522	Joint Kit
8D0498103A	22522	Joint Kit
8D0498103AX	22522	Joint Kit
8D0498201	26126	Boot Kit
8D0498203	26165	Boot Kit
8D0498203A	26165	Boot Kit
8D0498203B	26094	Boot Kit
8D0498203C	26094	Boot Kit
8E0407271AA	24301	Driveshaft
8E0407271AB	23620	Driveshaft
8E0407271AE	23630	Driveshaft
8E0407271AH	23614	Driveshaft
8E0407271AJ	23631	Driveshaft
8E0407271AR	24797	Driveshaft
8E0407271AT	24798	Driveshaft
8E0407271BA	24799	Driveshaft
8E0407271BE	24301	Driveshaft
8E0407271BF	24301	Driveshaft
8E0407271BJ	23660	Driveshaft
8E0407271BS	23630	Driveshaft
8E0407271S	23628	Driveshaft
8E0407271T	24301	Driveshaft
8E0407272AB	23622	Driveshaft
8E0407272AE	23632	Driveshaft
8E0407272AJ	23649	Driveshaft
8E0407272BJ	23661	Driveshaft
8E0407272BS	23632	Driveshaft
8E0407272E	23773	Driveshaft
8E0407272S	23629	Driveshaft
8E0407305A	23693	Joint Kit
8E0407305B	23697	Joint Kit
8E0407305D	23693	Joint Kit
8E0407451AX	23620	Driveshaft
8E0407451BX	23630	Driveshaft
8E0407451EX	23614	Driveshaft
8E0407451FX	23631	Driveshaft
8E0407451GX	23628	Driveshaft
8E0407451HX	24301	Driveshaft

OE	Spidan	Description / Bezeichnung
----	--------	------------------------------

AUDI / SEAT / ŠKODA / VW		
8E0407451JX	24798	Driveshaft
8E0407451KX	24799	Driveshaft
8E0407451LX	23660	Driveshaft
8E0407451NX	24301	Driveshaft
8E0407451PX	24301	Driveshaft
8E0407451QX	24797	Driveshaft
8E0407452AX	23622	Driveshaft
8E0407452BX	23632	Driveshaft
8E0407452FX	23649	Driveshaft
8E0407452GX	23629	Driveshaft
8E0407452LX	23661	Driveshaft
8E0407453CX	23630	Driveshaft
8E0407454CX	23632	Driveshaft
8E0498099	23693	Joint Kit
8E0498099A	23695	Joint Kit
8E0498099C	23697	Joint Kit
8E0498099D	23693	Joint Kit
8E0498099G	23695	Joint Kit
8E0498201B	22286	Boot Kit
8E0498201C	23175	Boot Kit
8E0498201C	23275	Boot Kit
8E0498201D	24656	Boot Kit
8E0498203	23694	Boot Kit
8E0498203A	23696	Boot Kit
8E0498203C	23698	Boot Kit
8E0498203D	23696	Boot Kit
8K0407271C	24653	Driveshaft
8K0407271D	24652	Driveshaft
8K0407271P	24653	Driveshaft
8K0407271Q	24652	Driveshaft
8K0407271R	24654	Driveshaft
8K0407271S	24655	Driveshaft
8K0407283B	24790	Boot Kit
8K0407283C	24789	Boot Kit
8K0407285A	24684	Boot Kit
8K0407305C	24685	Joint Kit
8K0407305D	24683	Joint Kit

OE	Spidan	Description / Bezeichnung
----	--------	------------------------------

8K0407305E	24691	Joint Kit
8K0407305F	24687	Joint Kit
8K0407451AV	24652	Driveshaft
8K0407451AX	24652	Driveshaft
8K0407451DX	24652	Driveshaft
8K0407451EX	24655	Driveshaft
8K0407451FX	24653	Driveshaft
8K0407451GX	24654	Driveshaft
8K0407451V	24653	Driveshaft
8K0407451X	24653	Driveshaft
8K0498021B	24789	Boot Kit
8K0498099	24683	Joint Kit
8K0498099A	24691	Joint Kit
8K0498099AX	24691	Joint Kit
8K0498099B	24685	Joint Kit
8K0498099BX	24685	Joint Kit
8K0498099C	24687	Joint Kit
8K0498099X	24683	Joint Kit
8K0498201	24789	Boot Kit
8K0498201A	24790	Boot Kit
8K0498201B	24789	Boot Kit
8K0498201C	24790	Boot Kit
8K0498203	24684	Boot Kit
8K0498203A	24692	Boot Kit
8K0498203B	24686	Boot Kit
8N0407272G	23774	Driveshaft
8N0407452AX	23774	Driveshaft
8N0498203	23692	Boot Kit
8R0407271	24795	Driveshaft
8R0407271A	24796	Driveshaft
8R0407271B	24795	Driveshaft
8R0407271C	24796	Driveshaft
9000511	26069	Boot Kit
9013370085	26109	Boot Kit
9013370185	26006	Boot Kit
N90587602	24090	Boot Kit
N90587602	26214	Boot Kit
N90587602	20337	Boot Kit

OE	Spidan	Description / Bezeichnung
----	--------	------------------------------

N90587602	20336	Boot Kit
N90587602	21524	Boot Kit
SE022141501	21273	Tripod
SE128141501	21209	Tripod
SK1J0498099A	20338	Joint Kit
ZBA407331	20414	Joint

BMW		
31217540115	24361	Driveshaft
31217540116	24362	Driveshaft
31601226161	26119	Boot Kit
31601493977	23277	Driveshaft
31601503306	23285	Driveshaft
31601503307	23284	Driveshaft
31607503537	24609	Driveshaft
31607503538	24610	Driveshaft
31607505005	24148	Driveshaft
31607505006	24149	Driveshaft
31607505199	24304	Driveshaft
31607505200	24305	Driveshaft
31607507402	21499	Boot Kit
31607507403	23271	Boot Kit
31607514450	23278	Driveshaft
31607514475	23277	Driveshaft
31607514476	23278	Driveshaft
31607514477	23284	Driveshaft
31607514478	23285	Driveshaft
31607514479	23284	Driveshaft
31607514480	23285	Driveshaft
31607518237	23277	Driveshaft
31607518238	23278	Driveshaft
31607518246	24064	Boot Kit
31607524046	24356	Driveshaft
31607529202	24356	Driveshaft
31607531721	23279	Driveshaft
31607531722	23280	Driveshaft
31607533215	23279	Driveshaft
31607533216	23280	Driveshaft

OE	Spidan	Description / Bezeichnung
----	--------	------------------------------

<b>BMW</b>		
31607561341	24148	Driveshaft
31607561342	24149	Driveshaft
31607565313	24148	Driveshaft
31607565314	24149	Driveshaft
31607574850	23285	Driveshaft
31607576094	23285	Driveshaft
33201227221	21982	Driveshaft
33207500914	24151	Driveshaft
33207500915	24151	Driveshaft
33207500916	24150	Driveshaft
33207500917	24150	Driveshaft
33207507612	23760	Driveshaft
33207508135	23760	Driveshaft
33207524043	24351	Driveshaft
33207524044	24352	Driveshaft
33207537607	24361	Driveshaft
33207537608	24362	Driveshaft
33207561795	24137	Driveshaft
33207561796	24136	Driveshaft
33207580945	24126	Driveshaft
33207580946	24127	Driveshaft
332109067812	26116	Boot Kit
33211105446	26081	Boot Kit
33211204288	26145	Boot Kit
33211205748	26145	Boot Kit
33211205816	26081	Boot Kit
33211207036	26081	Boot Kit
33211207037	26145	Boot Kit
33211208443	26078	Boot Kit
33211209551	23018	Boot Kit
33211209615	20469	Driveshaft
33211225541	26144	Boot Kit
33211225570	20430	Driveshaft
33211225626	20463	Driveshaft
33211225729	20469	Driveshaft
33211225731	20469	Driveshaft
33211225890	20430	Driveshaft

OE	Spidan	Description / Bezeichnung
----	--------	------------------------------

33211225891	20430	Driveshaft
33211225892	20463	Driveshaft
33211225893	20463	Driveshaft
33211225896	20430	Driveshaft
33211225940	23568	Driveshaft
33211225941	23568	Driveshaft
33211225942	23564	Driveshaft
33211225943	23564	Driveshaft
33211226033	26116	Boot Kit
33211226047	20541	Driveshaft
33211226264	26075	Boot Kit
33211226329	20430	Driveshaft
33211226330	23568	Driveshaft
33211226333	20430	Driveshaft
33211226334	20430	Driveshaft
33211226336	23568	Driveshaft
33211226346	23572	Driveshaft
33211226563	20430	Driveshaft
33211226578	20430	Driveshaft
33211226579	20430	Driveshaft
33211226591	23570	Driveshaft
33211226592	23570	Driveshaft
33211226621	20537	Driveshaft
33211226622	20537	Driveshaft
33211226666	20469	Driveshaft
33211226667	20469	Driveshaft
33211226668	20541	Driveshaft
33211226720	20541	Driveshaft
33211226860	23564	Driveshaft
33211226861	23568	Driveshaft
33211226900	23568	Driveshaft
33211226901	23564	Driveshaft
33211226904	22000	Driveshaft
33211226905	22000	Driveshaft
33211227032	21998	Driveshaft
33211227172	21998	Driveshaft
33211227264	26075	Boot Kit
33211227291	26269	Boot Kit

OE	Spidan	Description / Bezeichnung
----	--------	------------------------------

33211227293	26269	Boot Kit
33211227295	26271	Boot Kit
33211227397	21996	Driveshaft
33211227402	21996	Driveshaft
33211227403	21996	Driveshaft
33211227404	22000	Driveshaft
33211227414	26270	Boot Kit
33211227415	26268	Boot Kit
33211227585	22000	Driveshaft
33211227591	22000	Driveshaft
33211227597	21998	Driveshaft
33211227602	26073	Boot Kit
33211227606	21998	Driveshaft
33211227608	21985	Joint w. Shaft
33211227610	21986	Joint w. Shaft
33211227731	23760	Driveshaft
33211227996	21071	Driveshaft
33211229205	26245	Boot Kit
33211229209	26241	Boot Kit
33211229213	26240	Boot Kit
33211229216	23760	Driveshaft
33211229217	26243	Boot Kit
33211229220	26242	Boot Kit
33211229221	21784	Boot Kit
33211229221	26244	Boot Kit
33211229375	26259	Boot Kit
33211229376	26246	Boot Kit
33211229392	21998	Driveshaft
33211229435	26259	Boot Kit
33211229587	21998	Driveshaft
33211229588	24306	Driveshaft
33211229591	24467	Driveshaft
33211229592	24370	Driveshaft
33211229624	21070	Driveshaft
33211229625	21071	Driveshaft
33211229626	21070	Driveshaft
33211229645	21070	Driveshaft
33211229665	21071	Driveshaft

OE	Spidan	Description / Bezeichnung	OE	Spidan	Description / Bezeichnung	OE	Spidan	Description / Bezeichnung
<b>BMW</b>			33219067807	26271	Boot Kit	96176923	22197	Joint Kit
33211229666	21070	Driveshaft	33219067808	26270	Boot Kit	96181328	22197	Joint Kit
33211229707	24467	Driveshaft	33219067809	26144	Boot Kit	96181874	22197	Joint Kit
33211229708	24370	Driveshaft	33219067810	26144	Boot Kit	96181875	22197	Joint Kit
33217529913	24351	Driveshaft	33219067812	26116	Boot Kit	96181882	22197	Joint Kit
33217529914	24352	Driveshaft	33219067814	26075	Boot Kit	96181883	22197	Joint Kit
33217540115	24361	Driveshaft	33219067817	26073	Boot Kit	96183016	21824	Joint Kit
33217540116	24362	Driveshaft	33219067818	26075	Boot Kit	96183017	21824	Joint Kit
33217540117	24138	Boot Kit	33219067819	26073	Boot Kit	96183142	22197	Joint Kit
33217547021	24141	Boot Kit	33219067895	26144	Boot Kit	96183143	22197	Joint Kit
33217547069	24123	Driveshaft	33219067899	26116	Boot Kit	96183144	22197	Joint Kit
33217547070	24122	Driveshaft	33219067906	23018	Boot Kit	96220401	26231	Boot Kit
33217547071	24125	Driveshaft	33219067909	26078	Boot Kit	96220402	22198	Boot Kit
33217547072	24124	Driveshaft	33219067911	26081	Boot Kit	96229095	22197	Joint Kit
33217547073	24133	Driveshaft	33219067912	26145	Boot Kit	96229096	22197	Joint Kit
33217547074	24132	Driveshaft	33411127093	20430	Driveshaft	96241957	22197	Joint Kit
33217547075	24130	Driveshaft	33411127502	20463	Driveshaft	96241975	22197	Joint Kit
33217547076	24131	Driveshaft	<b>CHEVROLET / DAEWOO</b>			96241976	22197	Joint Kit
33217547078	24140	Boot Kit	26010774	21027	Joint Kit	96241977	22197	Joint Kit
33217547079	24139	Boot Kit	26013813	21482	Joint Kit	96243571	21824	Joint Kit
33217547080	24143	Boot Kit	4410578B00000	20351	Joint Kit	96243571	22197	Joint Kit
33217547081	24142	Boot Kit	510346	21842	Boot Kit	96243573	21027	Joint Kit
33217547821	24534	Driveshaft	510433	21027	Joint Kit	96243574	21824	Joint Kit
33217553559	24127	Driveshaft	510434	21842	Boot Kit	96243574	22197	Joint Kit
33217553560	24126	Driveshaft	510734	21482	Joint Kit	96243575	21824	Joint Kit
33217553563	24129	Driveshaft	510734A	21482	Joint Kit	96243575	22197	Joint Kit
33217553564	24128	Driveshaft	510736	21027	Joint Kit	96243575	21824	Joint Kit
33217559967	24145	Boot Kit	510736A	21027	Joint Kit	96243578	21842	Boot Kit
33217559968	24142	Boot Kit	510851	21824	Joint Kit	96243578	22198	Boot Kit
33217561783	24774	Driveshaft	510851	22197	Joint Kit	96245285	21949	Joint Kit
33217561790	24775	Driveshaft	511038	26231	Boot Kit	96245291	22200	Boot Kit
33217561791	24135	Driveshaft	512292	21949	Joint Kit	96245309	21848	Boot Kit
33217561792	24134	Driveshaft	513315	21482	Joint Kit	96251131	22197	Joint Kit
33217562393	24146	Boot Kit	513316	21027	Joint Kit	96251133	22197	Joint Kit
33217562496	24147	Boot Kit	93486853	21947	Joint Kit	96251184	21824	Joint Kit
33219061580	23572	Driveshaft	93743422	21866	Boot Kit	96251185	21824	Joint Kit
33219067805	26269	Boot Kit	96176922	22197	Joint Kit	96251185	21824	Joint Kit
33219067806	26268	Boot Kit				96256953	22197	Joint Kit
						96256954	22197	Joint Kit
						96256965	22197	Joint Kit

OE	Spidan	Description / Bezeichnung
----	--------	------------------------------

**CHEVROLET / DAEWOO**

96256966	22197	Joint Kit
96257801	22197	Joint Kit
96257802	21027	Joint Kit
96257803	21824	Joint Kit
96267017	21949	Joint Kit
96267048	21949	Joint Kit
96267769	22197	Joint Kit
96267770	22197	Joint Kit
96273571	21189	Joint Kit
96290590	22197	Joint Kit
96290591	22197	Joint Kit
96298453	22197	Joint Kit
96298454	22197	Joint Kit
96298455	22197	Joint Kit
96298456	22197	Joint Kit
96298465	21824	Joint Kit
96298466	21824	Joint Kit
96298467	22197	Joint Kit
96298468	22197	Joint Kit
96328841	22199	Joint Kit
96328842	22199	Joint Kit
96348782	21847	Joint Kit
96348783	21847	Joint Kit
96348790	21865	Joint Kit
96348791	21865	Joint Kit
96349953	21949	Joint Kit
96391014	21947	Joint Kit
96391551	21865	Joint Kit
96391553	21866	Boot Kit
96391555	21847	Joint Kit
96451520	21949	Joint Kit
96474836	21824	Joint Kit
96474837	21824	Joint Kit
96481004	22199	Joint Kit
96481015	22197	Joint Kit
96481016	22197	Joint Kit
96481017	22197	Joint Kit

OE	Spidan	Description / Bezeichnung
----	--------	------------------------------

96481018	22197	Joint Kit
96481065	21824	Joint Kit
96481066	21824	Joint Kit
96481067	22197	Joint Kit
96481068	22197	Joint Kit
96481539	22200	Boot Kit
96486854	21947	Joint Kit
96489832	21949	Joint Kit
96489842	21947	Joint Kit

**CHRYSLER**

04641960AA	20143	Driveshaft
04641962AA	20145	Driveshaft
04641962AB	20145	Driveshaft
04641964AA	20141	Driveshaft
4511435	20148	Driveshaft
4511436	20147	Driveshaft
4511438	20147	Driveshaft
4511443	20146	Driveshaft
4511445	20146	Driveshaft
4511448	20149	Driveshaft
4641528	20148	Driveshaft
4641672	20148	Driveshaft
4641975	20142	Driveshaft
4641975	20144	Driveshaft
4641981	20142	Driveshaft
4641981K	20142	Driveshaft
4660487	20142	Driveshaft
4660487	20144	Driveshaft
4660550	20143	Driveshaft
4808125	20140	Driveshaft
4808135	20140	Driveshaft
4808530	20141	Driveshaft
4808538	20143	Driveshaft
4808568	20143	Driveshaft
4808568L	20143	Driveshaft
4808578	20145	Driveshaft
4808578L	20145	Driveshaft

OE	Spidan	Description / Bezeichnung
----	--------	------------------------------

4808580	20141	Driveshaft
4808580K	20141	Driveshaft
4808590	20141	Driveshaft
4808873	20140	Driveshaft
4808883	20140	Driveshaft
4808883J	20140	Driveshaft
4808965	20142	Driveshaft
4808965	20144	Driveshaft
4808971	20144	Driveshaft
4808971K	20144	Driveshaft
MN331261	23143	Boot Kit

**CITROËN ( → PSA)**
**DACIA**

1648500	24606	Boot Kit
3107031	24606	Boot Kit
6000591282	21546	Driveshaft
6000591283	21545	Driveshaft
6001547028	24161	Driveshaft
6001547029	24163	Driveshaft
6001548102	24160	Driveshaft
6001548103	24162	Driveshaft
6001548658	24165	Driveshaft
6001548659	24164	Driveshaft
6001548660	24167	Driveshaft
6001548661	24166	Driveshaft
6001550547	24606	Boot Kit
6001550548	24607	Boot Kit
7701209242	24611	Boot Kit
7701209255	24608	Boot Kit
7701209612	24607	Boot Kit
7701210062	24606	Boot Kit
7701348085	22007	Driveshaft
7701473830	24605	Boot Kit
7711497474	24161	Driveshaft
7711497475	24163	Driveshaft
7711497477	24162	Driveshaft

OE	Spidan	Description / Bezeichnung
----	--------	------------------------------

<b>DACIA</b>		
7711497477	24160	Driveshaft
7711497479	24165	Driveshaft
7711497480	24167	Driveshaft
8200017057	24605	Boot Kit
8200272322	24161	Driveshaft
8200444438	24160	Driveshaft
8200484373	24162	Driveshaft
8200484376	24163	Driveshaft
8200499304	24165	Driveshaft
8200499306	24167	Driveshaft
8200503358	24164	Driveshaft
8200503359	24166	Driveshaft

<b>DAEWOO ( → CHEVROLET / DAEWOO)</b>
---------------------------------------

<b>DAIHATSU</b>		
4340087728	24806	Joint Kit
4341087000	24806	Joint Kit
4341087103	24805	Joint Kit
4341087104	24805	Joint Kit
4341087113	24805	Joint Kit
4341087114	24805	Joint Kit
4341087223	24810	Joint Kit
4341087225	24810	Joint Kit
4341087226	24810	Joint Kit
4341087242	24811	Joint Kit
4341087242	24810	Joint Kit
4341087703	24804	Joint Kit
4341087706	24804	Joint Kit
4341087710	24806	Joint Kit
4341087711	24806	Joint Kit
4341087714	24806	Joint Kit
4341087715	24806	Joint Kit
4341087717	24807	Joint Kit
4341087718	24807	Joint Kit
4341087722	24807	Joint Kit

OE	Spidan	Description / Bezeichnung
----	--------	------------------------------

4341087725	24807	Joint Kit
4341087726	24806	Joint Kit
4341087727	24806	Joint Kit
4341087728	24806	Joint Kit
4341087729	24806	Joint Kit
4341087730	24807	Joint Kit
4341087731	24806	Joint Kit
4341087732	24806	Joint Kit
4341087733	24806	Joint Kit
4341087735	24806	Joint Kit
4341087740	20313	Joint Kit
4341087750	20313	Joint Kit
4342087000	24806	Joint Kit
4342087103	24805	Joint Kit
4342087104	24805	Joint Kit
4342087113	24805	Joint Kit
4342087114	24805	Joint Kit
4342087223	24810	Joint Kit
4342087225	24810	Joint Kit
4342087226	24810	Joint Kit
4342087242	24811	Joint Kit
4342087703	24804	Joint Kit
4342087706	24804	Joint Kit
4342087710	24806	Joint Kit
4342087711	24806	Joint Kit
4342087717	24807	Joint Kit
4342087718	24807	Joint Kit
4342087722	24813	Joint Kit
4342087725	24813	Joint Kit
4342087726	24806	Joint Kit
4342087727	24806	Joint Kit
4342087730	24813	Joint Kit
4342087731	24806	Joint Kit
4342087735	24806	Joint Kit
4342087740	20313	Joint Kit
4342087750	20313	Joint Kit
4346087F86	24813	Joint Kit
4346087F95	20313	Joint Kit

OE	Spidan	Description / Bezeichnung
----	--------	------------------------------

4346087F97	20313	Joint Kit
4347087780	24804	Joint Kit
4347087F88	24813	Joint Kit
4347087F89	24813	Joint Kit
4347087F94	20313	Joint Kit
4347087F96	20313	Joint Kit
443887701	23069	Boot Kit

<b>FIAT GROUP (ALFA / FIAT / LANCIA)</b>		
07629168	20526	Joint
07629168	21234	Joint Kit
07629168	21235	Joint Kit
07629457	21235	Joint Kit
07629457	20526	Joint
07629457	21234	Joint Kit
07660834	21234	Joint Kit
07660834	21235	Joint Kit
07660834	20526	Joint
1349785080	24282	Joint Kit
1349785080	24283	Boot Kit
1349785080	24288	Boot Kit
1349785080	24289	Joint Kit
1349786080	24292	Joint Kit
1349786080	24285	Joint Kit
1349786080	24286	Boot Kit
1349786080	24291	Boot Kit
1349787080	24294	Joint Kit
1349787080	24283	Boot Kit
1349787080	24284	Joint Kit
1349787080	24288	Boot Kit
1349788080	24282	Joint Kit
1349788080	24283	Boot Kit
1349788080	24287	Joint Kit
1349788080	24288	Boot Kit
1349789080	24285	Joint Kit
1349789080	24286	Boot Kit
1349789080	24290	Joint Kit
1349789080	24291	Boot Kit

OE	Spidan	Description / Bezeichnung
----	--------	------------------------------

FIAT GROUP (ALFA / FIAT / LANCIA)		
1349790080	24284	Joint Kit
1349790080	24288	Boot Kit
1349790080	24283	Boot Kit
1349790080	24293	Joint Kit
1355333080	24283	Boot Kit
1355333080	24284	Joint Kit
1355333080	24294	Joint Kit
1355333080	24288	Boot Kit
1355334080	24293	Joint Kit
1355334080	24288	Boot Kit
1355334080	24284	Joint Kit
1355334080	24283	Boot Kit
1357488080	24288	Boot Kit
1357488080	24283	Boot Kit
1357488080	24284	Joint Kit
1357488080	24293	Joint Kit
1463106080	20941	Driveshaft
14811452080	22871	Driveshaft
1481451080	22872	Driveshaft
1481451080	22870	Driveshaft
1481451080	24545	Joint Kit
1481452080	24545	Joint Kit
1491234080	20941	Driveshaft
1491236080	20941	Driveshaft
164101704701	23535	Driveshaft
4087120	21250	Joint Kit
4247393	21276	Tripod
4247399	21250	Joint Kit
4247799	21209	Tripod
4314781	21209	Tripod
4314783	21276	Tripod
4315132	21311	Joint Kit
4315444	23678	Boot Kit
4328468	21105	Joint
4333088	21251	Boot Kit
4390952	21213	Joint
4402235	20414	Joint

OE	Spidan	Description / Bezeichnung
----	--------	------------------------------

4428154	21251	Boot Kit
4465504	21105	Joint
46307001	21244	Driveshaft
46307002	21243	Driveshaft
46307003	21246	Driveshaft
46307004	21245	Driveshaft
46307005	21292	Driveshaft
46307006	21293	Driveshaft
46307007	21294	Driveshaft
46307008	21295	Driveshaft
46307010	23851	Driveshaft
46307010	21331	Driveshaft
46307010	23851	Driveshaft
46307011	23850	Driveshaft
46307011	23850	Driveshaft
46307012	21331	Driveshaft
46307013	23850	Driveshaft
46307017	20343	Driveshaft
46307018	21300	Driveshaft
46307031	23847	Driveshaft
46307032	20993	Joint Kit
46307034	20994	Joint Kit
46307041	23848	Driveshaft
46307041	23848	Driveshaft
46307046	23846	Driveshaft
46307047	21146	Joint Kit
46307060	20988	Boot Kit
46307060	21138	Boot Kit
46307067	20988	Boot Kit
46307067	21138	Boot Kit
46307082	20991	Joint Kit
46307083	20992	Joint Kit
46307085	26063	Boot Kit
46307101	20345	Driveshaft
46307102	20344	Driveshaft
46307103	23677	Joint Kit
46307105	21336	Joint Kit
46307109	20342	Driveshaft

OE	Spidan	Description / Bezeichnung
----	--------	------------------------------

46307110	20341	Driveshaft
46307121	21144	Joint Kit
46307122	21145	Joint Kit
46307134	20995	Joint Kit
46307169	20998	Joint Kit
46307171	20997	Joint Kit
46307195	20346	Driveshaft
46307234	21148	Joint Kit
46307241	21150	Joint Kit
46307246	21154	Joint Kit
46307299	21152	Joint Kit
46307309	21151	Joint Kit
46307345	21576	Driveshaft
46307346	21577	Driveshaft
46307367	24629	Joint Kit
46307368	23792	Driveshaft
46307369	23793	Driveshaft
46307398	21150	Joint Kit
46307420	21146	Joint Kit
46307428	23786	Driveshaft
46307429	23787	Driveshaft
46307466	23784	Driveshaft
46307467	23785	Driveshaft
46307555	21140	Boot Kit
46307557	21147	Joint Kit
46307565	23784	Driveshaft
46307572	22203	Joint Kit
46307575	22204	Boot Kit
46307642	23790	Driveshaft
46307653	23794	Driveshaft
46307654	23795	Driveshaft
46307659	22208	Joint Kit
46307685	20208	Joint Kit
46307687	23788	Driveshaft
46307688	23789	Driveshaft
46307698	23788	Driveshaft
46307716	22209	Boot Kit
46307733	24539	Boot Kit

OE	Spidan	Description / Bezeichnung	OE	Spidan	Description / Bezeichnung	OE	Spidan	Description / Bezeichnung
<b>FIAT GROUP (ALFA / FIAT / LANCIA)</b>			46308329	24344	Driveshaft	46308499	24287	Joint Kit
46307733	21142	Boot Kit	46308330	24345	Driveshaft	46308500	24289	Joint Kit
46307733	24386	Boot Kit	46308335	24287	Joint Kit	46308501	24293	Joint Kit
46307742	21153	Joint Kit	46308336	24289	Joint Kit	46308502	24294	Joint Kit
46307785	23790	Driveshaft	46308337	24297	Joint Kit	46308518	24693	Joint Kit
46307786	23791	Driveshaft	46308338	24298	Boot Kit	46308519	24295	Joint Kit
46307792	23785	Driveshaft	46308345	24343	Driveshaft	46308521	24347	Driveshaft
46307840	22286	Boot Kit	46308366	24347	Driveshaft	46308522	24348	Driveshaft
463078428	23786	Driveshaft	46308367	24348	Driveshaft	46308522	24344	Driveshaft
46307877	22251	Joint Kit	46308369	24285	Joint Kit	46308523	24179	Driveshaft
46307886	22252	Joint Kit	46308370	24284	Joint Kit	46308524	24178	Driveshaft
46307887	22212	Joint Kit	46308371	24282	Joint Kit	46308556	24296	Boot Kit
46307889	21147	Joint Kit	46308383	24286	Boot Kit	46409215	23850	Driveshaft
46307901	22214	Joint Kit	46308386	24291	Boot Kit	46409536	21331	Driveshaft
46307906	22208	Joint Kit	46308391	24292	Joint Kit	46409536	23851	Driveshaft
46307913	22203	Joint Kit	46308399	24290	Joint Kit	46409864	22845	Driveshaft
46307914	22213	Joint Kit	46308404	24176	Driveshaft	46417260	23848	Driveshaft
46307924	21153	Joint Kit	46308405	24175	Driveshaft	46417261	23850	Driveshaft
46308000	24341	Joint Kit	46308409	24179	Driveshaft	46417264	23851	Driveshaft
46308003	24342	Boot Kit	46308410	24178	Driveshaft	46417264	21331	Driveshaft
46308025	21578	Driveshaft	46308436	24177	Driveshaft	46423947	21332	Driveshaft
46308026	21579	Driveshaft	46308437	24178	Driveshaft	46429633	21141	Boot Kit
46308067	24693	Joint Kit	46308480	24286	Boot Kit	46429633	20989	Boot Kit
46308070	24538	Joint Kit	46308481	24283	Boot Kit	46429633	22215	Boot Kit
46308071	21578	Driveshaft	46308482	24283	Boot Kit	46429633	20996	Joint Kit
46308072	21579	Driveshaft	46308483	24285	Joint Kit	46448513	21296	Tripod
46308156	23791	Driveshaft	46308484	24282	Joint Kit	46470436	22843	Driveshaft
46308158	23790	Driveshaft	46308485	24284	Joint Kit	46476612	22844	Driveshaft
46308205	22203	Joint Kit	46308487	24292	Joint Kit	46476613	22845	Driveshaft
46308206	22208	Joint Kit	46308487	24290	Joint Kit	46476614	22843	Driveshaft
46308230	24385	Joint Kit	46308488	24294	Joint Kit	46477176	22842	Driveshaft
46308305	24283	Boot Kit	46308488	24293	Joint Kit	46765383	23791	Driveshaft
46308311	24288	Boot Kit	46308488	24289	Joint Kit	51785203	24178	Driveshaft
46308315	24293	Joint Kit	46308488	24287	Joint Kit	51785204	24177	Driveshaft
46308316	24294	Joint Kit	46308489	24291	Boot Kit	51795511	24248	Driveshaft
46308322	24295	Joint Kit	46308490	24288	Boot Kit	51808105	24346	Driveshaft
46308323	24296	Boot Kit	46308497	24290	Joint Kit	51808106	24343	Driveshaft
46308324	24346	Driveshaft	46308498	24292	Joint Kit	51808107	24177	Driveshaft



OE	Spidan	Description / Bezeichnung
----	--------	------------------------------

**FIAT GROUP (ALFA / FIAT / LANCIA)**

51808108	24345	Driveshaft
51808313	24176	Driveshaft
51808314	24175	Driveshaft
55700558	24344	Driveshaft
55700559	24287	Joint Kit
55700561	24343	Driveshaft
55700562	24297	Joint Kit
55702107	24346	Driveshaft
55702108	24345	Driveshaft
5890430	21239	Joint Kit
5893875	23677	Joint Kit
5929237	21307	Joint
5929240	21307	Joint
5944689	21105	Joint
5944690	21105	Joint
5946475	21274	Tripod
5949990	21273	Tripod
5959385	21105	Joint
5990430	21307	Joint
5998669	21105	Joint
5998706	21105	Joint
60507865	23678	Boot Kit
60507869	20990	Boot Kit
60543392	23824	Driveshaft
60545288	23842	Driveshaft
60545288	23842	Driveshaft
60545289	23843	Driveshaft
60552441	23678	Boot Kit
60556609	21143	Boot Kit
60562336	20990	Boot Kit
60562864	23850	Driveshaft
60562865	21331	Driveshaft
60562867	23848	Driveshaft
60563302	23835	Driveshaft
60568129	23836	Driveshaft
60568139	23828	Driveshaft
60568356	23827	Driveshaft

OE	Spidan	Description / Bezeichnung
----	--------	------------------------------

60583484	23846	Driveshaft
60584662	23677	Joint Kit
60590690	23848	Driveshaft
60590692	23850	Driveshaft
60605055	21238	Joint Kit
60615742	23828	Driveshaft
60651295	21577	Driveshaft
60801740	21143	Boot Kit
60801797	20990	Boot Kit
60802003	22286	Boot Kit
60802018	21578	Driveshaft
60802019	21579	Driveshaft
60802035	24538	Joint Kit
60805116	20990	Boot Kit
60805170	23678	Boot Kit
60806693	23677	Joint Kit
60806930	23677	Joint Kit
60808619	20990	Boot Kit
60809610	21143	Boot Kit
60810213	23851	Driveshaft
60810213	21331	Driveshaft
60811129	23677	Joint Kit
60811492	21331	Driveshaft
60811492	23851	Driveshaft
60811528	21331	Driveshaft
60811528	23851	Driveshaft
60812593	23850	Driveshaft
60812691	23677	Joint Kit
60812726	23850	Driveshaft
60812753	20993	Joint Kit
60812755	20996	Joint Kit
60812755	21141	Boot Kit
60812755	22215	Boot Kit
60812755	20989	Boot Kit
60812760	20994	Joint Kit
60812765	23851	Driveshaft
60812765	21331	Driveshaft
60812857	23851	Driveshaft

OE	Spidan	Description / Bezeichnung
----	--------	------------------------------

60812895	23842	Driveshaft
60812950	23848	Driveshaft
60813073	21296	Tripod
60813077	20988	Boot Kit
60813077	21138	Boot Kit
60813079	20991	Joint Kit
60813096	20992	Joint Kit
60815021	21154	Joint Kit
60815163	21152	Joint Kit
60815164	21141	Boot Kit
60815227	21151	Joint Kit
60815227	20995	Joint Kit
60815368	21148	Joint Kit
60815370	21150	Joint Kit
60816984	24386	Boot Kit
60816984	24539	Boot Kit
60816984	21142	Boot Kit
7078573	21145	Joint Kit
71720784	24629	Joint Kit
71720785	24629	Joint Kit
71740557	23798	Joint Kit
71783049	23848	Driveshaft
71783065	20345	Driveshaft
71783079	21300	Driveshaft
71783081	20343	Driveshaft
71783876	24538	Joint Kit
71787905	22872	Driveshaft
71793057	24177	Driveshaft
73503002	24636	Driveshaft
73503003	24635	Driveshaft
7540062	21269	Tripod
7540720	21268	Tripod
7560070	21213	Joint
7566182	21269	Tripod
7577041	21213	Joint
7603021	26203	Boot Kit
7621245	26256	Boot Kit
7625541	26221	Boot Kit

OE	Spidan	Description / Bezeichnung	OE	Spidan	Description / Bezeichnung	OE	Spidan	Description / Bezeichnung
<b>FIAT GROUP (ALFA / FIAT / LANCIA)</b>								
7625541	26063	Boot Kit	7750300	21238	Joint Kit	8900105	21281	Tripod
7629168	21234	Joint Kit	7750301	21239	Joint Kit	92601216	26253	Boot Kit
7629168	21235	Joint Kit	7758266	21146	Joint Kit	92601217	21251	Boot Kit
7629457	21234	Joint Kit	7761570	21139	Boot Kit	92601255	26254	Boot Kit
7629457	21235	Joint Kit	7771582	20526	Joint	92601366	26257	Boot Kit
7630645	23677	Joint Kit	7771582	21234	Joint Kit	92601388	21235	Joint Kit
7633434	20527	Joint	7771582	21311	Joint Kit	92601388	23677	Joint Kit
7633438	20527	Joint	7771582	23677	Joint Kit	92601388	20526	Joint
7635255	26203	Boot Kit	7771582	21235	Joint Kit	92601388	21234	Joint Kit
7635256	26203	Boot Kit	7776098	21300	Driveshaft	92601892	23677	Joint Kit
7642776	26203	Boot Kit	77760980	21300	Driveshaft	92601892	21311	Joint Kit
7643642	21105	Joint	7776114	21333	Driveshaft	92601903	21234	Joint Kit
7646401	21239	Joint Kit	7776119	21332	Driveshaft	92601903	21235	Joint Kit
7647244	21230	Joint Kit	7778365	23677	Joint Kit	92601903	20526	Joint
7647245	21230	Joint Kit	82282140	23678	Boot Kit	95555116	21648	Driveshaft
7656786	21252	Joint Kit	82283831	21141	Boot Kit	95555117	21647	Driveshaft
7656786	21213	Joint	82301373	21307	Joint	9555511780	21647	Driveshaft
7656944	20527	Joint	82333811	21307	Joint	95569340	20941	Driveshaft
7656945	21239	Joint Kit	82350924	20990	Boot Kit	9559529280	21648	Driveshaft
7659169	21235	Joint Kit	82362521	21307	Joint	9559529480	21647	Driveshaft
7659169	20526	Joint	82362523	21307	Joint	95646292	21257	Joint Kit
7659169	21234	Joint Kit	82362524	21307	Joint	9566722180	20986	Joint Kit
7660834	21235	Joint Kit	82403486	20990	Boot Kit	9567504880	24546	Boot Kit
7660834	20526	Joint	82420600	21326	Joint	9607411180	20941	Driveshaft
7660834	21234	Joint Kit	82428432	21307	Joint	9607411180	21647	Driveshaft
7668798	22842	Driveshaft	82430679	21141	Boot Kit	9607411480	21648	Driveshaft
7671609	21269	Tripod	82439756	21307	Joint	9617303280	21648	Driveshaft
7682886	24630	Boot Kit	82440166	21307	Joint	9617303380	20941	Driveshaft
7682886	26203	Boot Kit	82443746	21258	Joint Kit	9617408188	24543	Joint Kit
7698900	21239	Joint Kit	82443750	20990	Boot Kit	9617408288	24543	Joint Kit
7699037	22843	Driveshaft	82450038	21228	Joint	9619947580	24526	Joint Kit
7702195	21273	Tripod	82454725	21228	Joint	9619947588	24526	Joint Kit
7703689	21258	Joint Kit	82462961	20990	Boot Kit	9619947680	24526	Joint Kit
7720510	22841	Driveshaft	82476458	21141	Boot Kit	9619947688	24526	Joint Kit
7721633	22844	Driveshaft	82483504	20990	Boot Kit	9621456388	24526	Joint Kit
7736915	22841	Driveshaft	82486230	21238	Joint Kit	9621456488	24526	Joint Kit
7750299	20527	Joint	82486231	21239	Joint Kit	9626084088	24543	Joint Kit
			82489521	21336	Joint Kit	9645967380	24540	Boot Kit

OE	Spidan	Description / Bezeichnung
----	--------	------------------------------

**FIAT GROUP (ALFA / FIAT / LANCIA)**

9647779380	24552	Boot Kit
9655377080	24544	Boot Kit
9945300	23677	Joint Kit

**FORD**

1003550	23738	Joint
1007695	21572	Joint Kit
1008228	22286	Boot Kit
1008381	21520	Driveshaft
1008385	21514	Driveshaft
1008402	21523	Driveshaft
1008428	21513	Driveshaft
1016689	20156	Driveshaft
1016691	20157	Driveshaft
1016692	20152	Driveshaft
1016756	26000	Boot Kit
1016760	26217	Boot Kit
1020789	21781	Driveshaft
1020794	21799	Driveshaft
1020964	20155	Driveshaft
1020967	20154	Driveshaft
1023209	21512	Driveshaft
1023209	21518	Driveshaft
1023211	21520	Driveshaft
1023211	21514	Driveshaft
1023212	21511	Driveshaft
1023212	21521	Driveshaft
1023213	21513	Driveshaft
1023213	21523	Driveshaft
1023247	20979	Joint Kit
1023250	20978	Joint Kit
1033616	23734	Joint Kit
1058372	26217	Boot Kit
1063498	21185	Boot Kit
1073801	26000	Boot Kit
1073805	26217	Boot Kit

OE	Spidan	Description / Bezeichnung
----	--------	------------------------------

1073846	21100	Boot Kit
1074308	21099	Joint Kit
1075639	22286	Boot Kit
1078675	23738	Joint
1078677	20187	Joint Kit
1078680	23735	Joint Kit
1078682	23734	Joint Kit
1079583	20979	Joint Kit
1079584	20978	Joint Kit
1084716	21572	Joint Kit
1097313	20151	Driveshaft
1097314	20153	Driveshaft
1097315	20157	Driveshaft
1097317	20155	Driveshaft
1097318	20150	Driveshaft
1097319	20158	Driveshaft
1097320	20156	Driveshaft
1097321	20152	Driveshaft
1097322	20154	Driveshaft
1109786	26274	Boot Kit
1113729	21185	Boot Kit
1117155	21099	Joint Kit
1119199	21185	Boot Kit
1122173	20157	Driveshaft
1122174	20156	Driveshaft
1122810	23299	Driveshaft
1125045	20579	Driveshaft
1132482	20151	Driveshaft
1132484	20153	Driveshaft
1132487	20155	Driveshaft
1132493	20150	Driveshaft
1132495	20158	Driveshaft
1132497	20152	Driveshaft
1132498	20154	Driveshaft
1142790	24191	Driveshaft
1142791	24185	Driveshaft
1142794	24190	Driveshaft
1142795	24184	Driveshaft

OE	Spidan	Description / Bezeichnung
----	--------	------------------------------

1144250	24466	Boot Kit
1148221	22293	Boot Kit
1148221	22295	Boot Kit
1148222	22295	Boot Kit
1223723	24751	Joint Kit
1223785	24711	Joint Kit
1233602	20579	Driveshaft
1250860	20156	Driveshaft
1254277	22253	Driveshaft
1303999	22300	Boot Kit
1304000	22299	Boot Kit
1304000	22300	Boot Kit
1305325	24868	Driveshaft
1305326	24898	Driveshaft
1305327	24867	Driveshaft
1305328	24897	Driveshaft
1308638	24187	Driveshaft
1310494	22300	Boot Kit
1310494	22297	Boot Kit
1318854	24187	Driveshaft
1326278	21456	Boot Kit
1326280	21456	Boot Kit
1326339	24187	Driveshaft
1326340	24186	Driveshaft
1328362	24766	Driveshaft
1328363	24764	Driveshaft
1328365	24763	Driveshaft
1328490	23303	Driveshaft
1328500	23302	Driveshaft
1333973	24189	Driveshaft
1333976	24188	Driveshaft
1348325	23299	Driveshaft
1353398	24711	Joint Kit
1353399	24867	Driveshaft
1354068	24897	Driveshaft
1355183	22296	Boot Kit
1355184	22298	Boot Kit
1355185	21456	Boot Kit

OE	Spidan	Description / Bezeichnung	OE	Spidan	Description / Bezeichnung	OE	Spidan	Description / Bezeichnung
<b>FORD</b>			1439850	24753	Boot Kit	1485299	22293	Boot Kit
1355185	22298	Boot Kit	1444318	24898	Driveshaft	1485299	22295	Boot Kit
1355186	22298	Boot Kit	1447560	22296	Boot Kit	1485300	22295	Boot Kit
1355189	21456	Boot Kit	1447561	21456	Boot Kit	1485303	22294	Boot Kit
1355189	22298	Boot Kit	1447561	22298	Boot Kit	1485307	22297	Boot Kit
1355190	22296	Boot Kit	1447562	22296	Boot Kit	1485307	22294	Boot Kit
1355191	22296	Boot Kit	1447563	22296	Boot Kit	1487019	21547	Driveshaft
1357733	22294	Boot Kit	1447564	22298	Boot Kit	1493007	24751	Joint Kit
1357735	22297	Boot Kit	1447565	21456	Boot Kit	1493015	24711	Joint Kit
1357735	22294	Boot Kit	1447565	22298	Boot Kit	1493926	21547	Driveshaft
1359342	24191	Driveshaft	1447566	22298	Boot Kit	1496809	24189	Driveshaft
1359345	24190	Driveshaft	1451464	24764	Driveshaft	1501262	24764	Driveshaft
1359656	24751	Joint Kit	1451465	24763	Driveshaft	1501263	24763	Driveshaft
1361247	22296	Boot Kit	1454211	24853	Driveshaft	1506722	24190	Driveshaft
1361877	24186	Driveshaft	1454214	24857	Driveshaft	1506723	24191	Driveshaft
1361879	24187	Driveshaft	1456973	24868	Driveshaft	1511691	21547	Driveshaft
1361897	24185	Driveshaft	1456974	24898	Driveshaft	1513990	24188	Driveshaft
1361898	24184	Driveshaft	1456975	24867	Driveshaft	1513991	24184	Driveshaft
1363788	22298	Boot Kit	1456976	24897	Driveshaft	1513993	24185	Driveshaft
1363788	21456	Boot Kit	1465727	21547	Driveshaft	1513996	24187	Driveshaft
1363789	22298	Boot Kit	1468572	24191	Driveshaft	1520669	24186	Driveshaft
1364028	24853	Driveshaft	1468573	24189	Driveshaft	1528656	24853	Driveshaft
1364029	24857	Driveshaft	1468576	24190	Driveshaft	1528657	24857	Driveshaft
1366577	24466	Boot Kit	1468577	24188	Driveshaft	1537962	22300	Boot Kit
1383754	24764	Driveshaft	1474624	24751	Joint Kit	1538148	22299	Boot Kit
1383755	24763	Driveshaft	1474807	24845	Driveshaft	1538148	22300	Boot Kit
1417775	24751	Joint Kit	1474892	24868	Driveshaft	1538150	22297	Boot Kit
1417778	24711	Joint Kit	1474893	24867	Driveshaft	1538150	22300	Boot Kit
1420536	23299	Driveshaft	1475129	24898	Driveshaft	1579854	21547	Driveshaft
1431163	24711	Joint Kit	1475130	24853	Driveshaft	1598056	21547	Driveshaft
1431359	24751	Joint Kit	1475135	24846	Driveshaft	1602942	23299	Driveshaft
1437453	24868	Driveshaft	1475136	24857	Driveshaft	1602943	23303	Driveshaft
1437541	24711	Joint Kit	1477381	24764	Driveshaft	1602965	23302	Driveshaft
1438787	24748	Boot Kit	1478994	24185	Driveshaft	1619179	21772	Driveshaft
1439366	24712	Boot Kit	1478995	24187	Driveshaft	1619186	21770	Driveshaft
1439366	24748	Boot Kit	1478996	24184	Driveshaft	1619187	21771	Driveshaft
1439367	24752	Boot Kit	1478997	24186	Driveshaft	1629459	21781	Driveshaft
1439367	24753	Boot Kit	1483668	21547	Driveshaft	1633999	21547	Driveshaft

OE	Spidan	Description / Bezeichnung
----	--------	------------------------------

<b>FORD</b>		
1659059	23735	Joint Kit
1685795	24868	Driveshaft
1685799	24867	Driveshaft
1686113	24845	Driveshaft
1686114	24846	Driveshaft
1686115	24853	Driveshaft
1686116	24857	Driveshaft
195970301	26104	Boot Kit
1C153A327BA	24065	Joint w. Shaft
1C154A084BA	23035	Boot Kit
1C154A084BA	23269	Boot Kit
1C154A084BB	23035	Boot Kit
1C154A084BB	23269	Boot Kit
1C154A084CB	23035	Boot Kit
1C154A084CB	23269	Boot Kit
1S4W3B436AA	23303	Driveshaft
1S4W3B437AB	23302	Driveshaft
1S5W3A331AA	22297	Boot Kit
1S5W3L537AA	22300	Boot Kit
1S5W4A084AA	22297	Boot Kit
1S5W4A084AA	22300	Boot Kit
1S5W4A084BA	22300	Boot Kit
1S714A084BC	22296	Boot Kit
1S714A084CC	22298	Boot Kit
1S714A084DB	22296	Boot Kit
1S714A084EB	22296	Boot Kit
1S714A084FB	22298	Boot Kit
1S7W3A331AA	21456	Boot Kit
1S7W3B413AA	21363	Joint Kit
1S7W3B413DA	21449	Joint Kit
1S7W3L537AB	22296	Boot Kit
1S7W3L537BB	22298	Boot Kit
233710001	22293	Boot Kit
233730001	22295	Boot Kit
233750001	22294	Boot Kit
233790001	22298	Boot Kit
233810001	22296	Boot Kit

OE	Spidan	Description / Bezeichnung
----	--------	------------------------------

233830001	22297	Boot Kit
233850001	22299	Boot Kit
233870001	22300	Boot Kit
235280201	21363	Joint Kit
235290201	21449	Joint Kit
2S613B436AB	24191	Driveshaft
2S613B436AC	24191	Driveshaft
2S613B436AD	24191	Driveshaft
2S613B436AE	24191	Driveshaft
2S613B436BB	24185	Driveshaft
2S613B436BC	24185	Driveshaft
2S613B436BD	24185	Driveshaft
2S613B436BE	24185	Driveshaft
2S613B437AB	24190	Driveshaft
2S613B437AC	24190	Driveshaft
2S613B437AD	24190	Driveshaft
2S613B437AE	24190	Driveshaft
2S613B437BB	24184	Driveshaft
2S613B437BC	24184	Driveshaft
2S613B437BD	24184	Driveshaft
2S613B437BE	24184	Driveshaft
2S6W3A331AA	22293	Boot Kit
2S6W3L537AA	22295	Boot Kit
2S6W4A084AA	22295	Boot Kit
2S6W4A084AA	22293	Boot Kit
2S6W4A084CA	22295	Boot Kit
2S6W4A084DA	22294	Boot Kit
2S6W4C062AA	22294	Boot Kit
2S6W4C062AA	22297	Boot Kit
2S714A084AC	22298	Boot Kit
2S714A084BB	22298	Boot Kit
2T143B436AC	24766	Driveshaft
2T143B436AD	24766	Driveshaft
2T143B436AE	24766	Driveshaft
2T143B436AF	24766	Driveshaft
2T143B436AG	24766	Driveshaft
2T143B436AH	24766	Driveshaft
2T143B436CA	24764	Driveshaft

OE	Spidan	Description / Bezeichnung
----	--------	------------------------------

2T143B436CB	24764	Driveshaft
2T143B436CC	24764	Driveshaft
2T143B436CD	24764	Driveshaft
2T143B436CE	24764	Driveshaft
2T143B436CF	24764	Driveshaft
2T143B437CA	24763	Driveshaft
2T143B437CB	24763	Driveshaft
2T143B437CC	24763	Driveshaft
2T143B437CD	24763	Driveshaft
2T143B437CE	24763	Driveshaft
2T143B437FA	24765	Driveshaft
2T143B437FB	24765	Driveshaft
2T143B437FC	24765	Driveshaft
2T143B437FD	24765	Driveshaft
3652045	23301	Driveshaft
3652047	23300	Driveshaft
3667428	23299	Driveshaft
3959551	23300	Driveshaft
3C113A327BA	24113	Joint w. Shaft
3C114A084AA	24070	Boot Kit
3C114A084AA	24069	Boot Kit
3C114A084AB	24069	Boot Kit
3C114A084AB	24070	Boot Kit
3C114A084AC	24069	Boot Kit
3C114A084AC	24070	Boot Kit
3M513A327BB	24751	Joint Kit
3M513A328BC	24711	Joint Kit
3M513B436DAC	24751	Joint Kit
3M513B436DAE	24751	Joint Kit
3M513B436DAF	24751	Joint Kit
3M513B436KE	24868	Driveshaft
3M513B436KF	24868	Driveshaft
3M513B436KG	24868	Driveshaft
3M513B436KH	24868	Driveshaft
3M513B436KJ	24868	Driveshaft
3M513B436NE	24898	Driveshaft
3M513B436NF	24898	Driveshaft
3M513B436NG	24898	Driveshaft

OE	Spidan	Description / Bezeichnung	OE	Spidan	Description / Bezeichnung	OE	Spidan	Description / Bezeichnung
<b>FORD</b>			4558467	23035	Boot Kit	5018701	21768	Driveshaft
3M513B436NH	24898	Driveshaft	4558467	23269	Boot Kit	5018702	21770	Driveshaft
3M513B437DAC	24711	Joint Kit	4558470	24069	Boot Kit	5018703	21771	Driveshaft
3M513B437DAE	24711	Joint Kit	4558470	24070	Boot Kit	5018704	21772	Driveshaft
3M513B437DAF	24711	Joint Kit	4602347	23035	Boot Kit	5018712	21547	Driveshaft
3M513B437KE	24867	Driveshaft	4602347	23269	Boot Kit	5018713	21781	Driveshaft
3M513B437KF	24867	Driveshaft	4602349	24069	Boot Kit	5018714	21799	Driveshaft
3M513B437KG	24867	Driveshaft	4602349	24070	Boot Kit	5018754	21798	Driveshaft
3M513B437KH	24867	Driveshaft	4721933	24070	Boot Kit	5018755	21717	Driveshaft
3M513B437KJ	24867	Driveshaft	4721933	24069	Boot Kit	5018763	21797	Driveshaft
3M513B437NE	24897	Driveshaft	4M513B436JD	24845	Driveshaft	5022281	23453	Driveshaft
3M513B437NF	24897	Driveshaft	4M513B436JE	24845	Driveshaft	5022282	23451	Driveshaft
3M513B437NG	24897	Driveshaft	4M513B436JF	24845	Driveshaft	5024567	23624	Driveshaft
3M513B437NH	24897	Driveshaft	4M513B437JA	24846	Driveshaft	5024569	23607	Driveshaft
3M514A084BC	24712	Boot Kit	4M513B437JC	24846	Driveshaft	5024570	23609	Driveshaft
3M514A084BC	24748	Boot Kit	4M513B437JD	24846	Driveshaft	5024574	23619	Driveshaft
3M514A084CC	24752	Boot Kit	4M513B437JE	24846	Driveshaft	5024575	23619	Driveshaft
3M514A084CC	24753	Boot Kit	4N113B436CA	24189	Driveshaft	5024576	23621	Driveshaft
3M514A084EC	24748	Boot Kit	4N113B436CB	24189	Driveshaft	5026500	23704	Driveshaft
3M514A084FB	24753	Boot Kit	4N113B436CC	24189	Driveshaft	5026501	23702	Driveshaft
3M5W3A331BA	24752	Boot Kit	4N113B437CA	24188	Driveshaft	5026502	23712	Driveshaft
3M5W3A331DA	24712	Boot Kit	4N113B437CB	24188	Driveshaft	5026503	23710	Driveshaft
3S5W3A331AA	22299	Boot Kit	4N513B436PG	24471	Driveshaft	5026504	23728	Driveshaft
3S5W4A084AA	22299	Boot Kit	4N513B436PH	24471	Driveshaft	5026505	23726	Driveshaft
3S5W4A084AA	22300	Boot Kit	4N513B437PH	24470	Driveshaft	5029036	21518	Driveshaft
4106350	21456	Boot Kit	4N513B437PJ	24470	Driveshaft	5029037	21520	Driveshaft
4119948	24065	Joint w. Shaft	4S613B436AD	24187	Driveshaft	5029038	21512	Driveshaft
4119951	24065	Joint w. Shaft	4S613B436AE	24187	Driveshaft	5029039	21514	Driveshaft
4119973	23035	Boot Kit	4S613B436AF	24187	Driveshaft	5029040	21521	Driveshaft
4119973	23269	Boot Kit	4S613B436AG	24187	Driveshaft	5029041	21523	Driveshaft
4453301	22300	Boot Kit	4S613B437AD	24186	Driveshaft	5029043	21511	Driveshaft
4490557	24766	Driveshaft	4S613B437AE	24186	Driveshaft	5029044	21513	Driveshaft
4490558	24765	Driveshaft	4S613B437AF	24186	Driveshaft	5083616	24765	Driveshaft
4501957	24763	Driveshaft	4S613B437AG	24186	Driveshaft	5M513B436SA	24853	Driveshaft
4511905	24764	Driveshaft	4S6W3L537AA	22294	Boot Kit	5M513B436SB	24853	Driveshaft
4558415	24113	Joint w. Shaft	5018684	21762	Driveshaft	5M513B436SC	24853	Driveshaft
4558451	23035	Boot Kit	5018685	21757	Driveshaft	5M513B436SD	24853	Driveshaft
4558451	23269	Boot Kit	5018700	21769	Driveshaft	5M513B436SE	24853	Driveshaft

OE	Spidan	Description / Bezeichnung
----	--------	------------------------------

<b>FORD</b>		
5M513B437SA	24857	Driveshaft
5M513B437SB	24857	Driveshaft
5M513B437SC	24857	Driveshaft
5M513B437SD	24857	Driveshaft
5M513B437SE	24857	Driveshaft
6043191	26217	Boot Kit
6043191S	26014	Boot Kit
6053206	26217	Boot Kit
6127557	26068	Boot Kit
6146498	21799	Driveshaft
6161385	24067	Tripod
6168423	23735	Joint Kit
6476504	23377	Driveshaft
6476504	21770	Driveshaft
6476505	21771	Driveshaft
6485414	23735	Joint Kit
6549882	24067	Tripod
6669785	23624	Driveshaft
6676136	26272	Boot Kit
6747789	21781	Driveshaft
6747790	21799	Driveshaft
6757666	21520	Driveshaft
6757668	21514	Driveshaft
6757672	21523	Driveshaft
6757676	21513	Driveshaft
6895155	23738	Joint
6962758	21781	Driveshaft
6962759	21799	Driveshaft
7024787	20978	Joint Kit
7024788	20978	Joint Kit
7024789	21518	Driveshaft
7024790	21512	Driveshaft
7024791	21521	Driveshaft
7024792	21511	Driveshaft
7201674	20151	Driveshaft
7201675	20153	Driveshaft
7201677	20150	Driveshaft

OE	Spidan	Description / Bezeichnung
----	--------	------------------------------

7201678	20158	Driveshaft
7294547	20979	Joint Kit
7294548	20979	Joint Kit
7294549	21520	Driveshaft
7294550	21514	Driveshaft
7294551	21523	Driveshaft
7294553	21513	Driveshaft
72GG4234BA	21547	Driveshaft
78GG4234AA	21547	Driveshaft
83BG4234AB	21772	Driveshaft
83BG4234EB	21769	Driveshaft
83BG4234FB	21768	Driveshaft
83BG4234JB	21770	Driveshaft
83BG4234KB	21771	Driveshaft
83BG4K258BA	26068	Boot Kit
85GG4234CA	21781	Driveshaft
85GG4234DA	21799	Driveshaft
86AG4635AA	24067	Tripod
87AX3219DA	21757	Driveshaft
87AX3220DA	21762	Driveshaft
87FX3219GA	21798	Driveshaft
87FX3219HA	21717	Driveshaft
87FX3220GA	21797	Driveshaft
89BG4234GA	23377	Driveshaft
89BG4234GA	21772	Driveshaft
89BG4234JA	23377	Driveshaft
89FG3K183AA	23734	Joint Kit
89FG3K183CA	23735	Joint Kit
89FG3K187AA	23734	Joint Kit
89FG3K187BA	23735	Joint Kit
89FG3K187CA	23735	Joint Kit
90AG4635AA	24067	Tripod
90FX3219AA	23704	Driveshaft
90FX3219BA	23712	Driveshaft
90FX3219CA	23728	Driveshaft
90FX3220AA	23702	Driveshaft
90FX3220BA	23710	Driveshaft
90FX3220CA	23726	Driveshaft

OE	Spidan	Description / Bezeichnung
----	--------	------------------------------

91AX3219DA	23607	Driveshaft
91AX3219EA	23609	Driveshaft
91AX3219GA	23624	Driveshaft
91AX3220DA	23619	Driveshaft
91AX3220EA	23621	Driveshaft
92AG3K183BA	23736	Joint Kit
92AG3K183CA	20188	Joint Kit
92AG3K183DA	23738	Joint
92AG3K187DA	23738	Joint
93BG3B413AAB	20978	Joint Kit
93BG3B413AB	20978	Joint Kit
93BG3B413ABB	20979	Joint Kit
93BG3B413AE	20978	Joint Kit
93BG3B413BB	20979	Joint Kit
93BG3B413BE	20979	Joint Kit
93BG3B413CE	20978	Joint Kit
93BG3B413DD	20979	Joint Kit
93BG3B413DE	20979	Joint Kit
93BG3B436AAD	21518	Driveshaft
93BG3B436AAE	21518	Driveshaft
93BG3B436ABD	21520	Driveshaft
93BG3B436ABE	21520	Driveshaft
93BG3B436AD	21512	Driveshaft
93BG3B436AE	21512	Driveshaft
93BG3B436BD	21514	Driveshaft
93BG3B436BE	21514	Driveshaft
93BG3B437AAE	21521	Driveshaft
93BG3B437ABD	21523	Driveshaft
93BG3B437ABE	21523	Driveshaft
93BG3B437AD	21511	Driveshaft
93BG3B437AE	21511	Driveshaft
93BG3B437BD	21513	Driveshaft
95SX4K258AA	26000	Boot Kit
95SX4K258DA	26217	Boot Kit
95VW3A331	21575	Boot Kit
95VW3B436BA	20151	Driveshaft
95VW3B436CA	20153	Driveshaft
95VW3B436DA	20157	Driveshaft

OE	Spidan	Description / Bezeichnung	OE	Spidan	Description / Bezeichnung	OE	Spidan	Description / Bezeichnung
<b>FORD</b>			R98VW3C242AA	21572	Joint Kit	44010SH3A03	22360	Joint Kit
95VW3B436FA	20155	Driveshaft	R98VWX3C242AA	21572	Joint Kit	44010SH3G00	22360	Joint Kit
95VW3B437BA	20150	Driveshaft	R98X3C242AA	21572	Joint Kit	44010SH3G01	22360	Joint Kit
95VW3B437CB	20158	Driveshaft	RM1S4W3B436AA	23303	Driveshaft	44010SH3G02	22360	Joint Kit
95VW3B437DA	20156	Driveshaft	RM1S4W3B437AB	23302	Driveshaft	44010SH3G10	22360	Joint Kit
95VW3B437FA	20152	Driveshaft	RM2T143B437CB	24763	Driveshaft	44010SH3G11	22360	Joint Kit
95VW3B437HA	20154	Driveshaft	RM3M513B436DAD	24751	Joint Kit	44010SH3G12	22360	Joint Kit
95VW3BA413AB	21574	Joint Kit	RM3M513B437DAE	24711	Joint Kit	44010SL010	21179	Joint Kit
95VW3K187BA	21572	Joint Kit	XS414A084HA	21185	Boot Kit	44010SL4950	22352	Joint Kit
95VW3K187BB	21574	Joint Kit	XS414A084HB	21185	Boot Kit	44010SL4951	22352	Joint Kit
96AG3K183BB	20186	Joint Kit	XS4C3A331B1A	21366	Boot Kit	44010SL4952	22352	Joint Kit
96BG3B413ABB	20979	Joint Kit	XS4C3A331BA	21366	Boot Kit	44010SL5N01	22355	Joint Kit
96BG3B436ABB	21520	Driveshaft	XS4C3B413BA	21185	Boot Kit	44010SL5N02	22352	Joint Kit
96BG3B437ABB	21523	Driveshaft	XS4W3B436BB	23301	Driveshaft	44010SL5N82	22352	Joint Kit
98AG3K183BA	21099	Joint Kit	XS4W3B436DB	23299	Driveshaft	44010SR3020	22353	Joint Kit
98AX4A084BA	21100	Boot Kit	XS4W3B437BC	23300	Driveshaft	44010SR3J01	22365	Joint Kit
98FX4A084EA	26217	Boot Kit	XS4W3B437DB	23298	Driveshaft	44010SR3J02	22365	Joint Kit
9T163B436AA	24764	Driveshaft	XSC43B413AA	20322	Joint Kit	44010SR3J03	22365	Joint Kit
9T163B437AA	24763	Driveshaft	YM213B436AD	22254	Driveshaft	44010SR3J04	22365	Joint Kit
9T163B437AAD	24763	Driveshaft	YM213B437AB	20579	Driveshaft	44010SR3J05	22365	Joint Kit
R89FX3219AA	23451	Driveshaft	YM213b437AC	20579	Driveshaft	44010SR3J51	22365	Joint Kit
R89FX3220AA	23453	Driveshaft	YM213B473BC	22253	Driveshaft	44010SR3J52	22365	Joint Kit
R93BG3B436AAE	21518	Driveshaft	YM217L606KA	24466	Boot Kit	44010SR3J53	22365	Joint Kit
R93BG3B436ABE	21520	Driveshaft	YM217L606KC	24466	Boot Kit	44010SR3J54	22365	Joint Kit
R93BG3B436AE	21512	Driveshaft	<b>HONDA</b>			44010SR3J55	22365	Joint Kit
R93BG3B436BE	21514	Driveshaft	44010S07000	22365	Joint Kit	44010SR7000	22365	Joint Kit
R93BG3B437AAE	21521	Driveshaft	44010SH3960	22360	Joint Kit	44010SR7010	22365	Joint Kit
R93BG3B437ABE	21523	Driveshaft	44010SH3961	22360	Joint Kit	44010SR7020	22365	Joint Kit
R93BG3B437AE	21511	Driveshaft	44010SH3962	22360	Joint Kit	44010SR7030	22365	Joint Kit
R93BG3B437BD	21513	Driveshaft	44010SH3970	22360	Joint Kit	44010SR7040	22365	Joint Kit
R97FX3219EA	21707	Driveshaft	44010SH3971	22360	Joint Kit	44010SS0000	22352	Joint Kit
R97FX3220EA	21706	Driveshaft	44010SH3972	22360	Joint Kit	44010SS0000	22355	Joint Kit
R98AX3C242AA	23610	Joint Kit	44010SH3980	22360	Joint Kit	44010SS0010	22355	Joint Kit
R98BX3C242BA	20978	Joint Kit	44010SH3981	22360	Joint Kit	44010SS0020	22355	Joint Kit
R98FX3C242BA	20186	Joint Kit	44010SH3A00	22360	Joint Kit	44010SS0020	22352	Joint Kit
R98FX3C242CA	20187	Joint Kit	44010SH3A01	22360	Joint Kit	44010SS0030	22355	Joint Kit
R98FX3C242EA	23735	Joint Kit	44010SH3A02	22360	Joint Kit	44010SS0930	22352	Joint Kit
R98FX3C242FA	23734	Joint Kit				44010SS0960	22355	Joint Kit



OE	Spidan	Description / Bezeichnung
----	--------	------------------------------

<b>HONDA</b>		
44010SS0980	22352	Joint Kit
44010SS0981	22352	Joint Kit
44010SS0982	22352	Joint Kit
44010SS0983	22352	Joint Kit
44010SS0J80	22352	Joint Kit
44010SS0J81	22352	Joint Kit
44010SS0J82	22352	Joint Kit
44010SS0J83	22352	Joint Kit
44010SS0J84	22352	Joint Kit
44010ST7N00	22365	Joint Kit
44010ST7N50	22365	Joint Kit
44010SV1000	22352	Joint Kit
44010SV1010	22352	Joint Kit
44010SV1950	22352	Joint Kit
44010SV1A00	22352	Joint Kit
44010SV1A50	22352	Joint Kit
44010SV1A51	22352	Joint Kit
44010SV4950	22352	Joint Kit
44010SV4951	22352	Joint Kit
44010SV4952	22352	Joint Kit
44010SV4N60	22352	Joint Kit
44010SV4N61	22352	Joint Kit
44010SVA000	22355	Joint Kit
44011S07000	22365	Joint Kit
44011SH3A02	22348	Joint Kit
44011SH3G10	22348	Joint Kit
44011SH3G12	22348	Joint Kit
44011SK3E00	20892	Joint Kit
44011SL5000	21179	Joint Kit
44011SL5N01	22355	Joint Kit
44011SL5N80	22352	Joint Kit
44011SR3J01	22365	Joint Kit
44011SR3J02	22365	Joint Kit
44011SR3J03	22365	Joint Kit
44011SR3J04	22365	Joint Kit
44011SR3J50	22365	Joint Kit
44011SR3J51	22365	Joint Kit

OE	Spidan	Description / Bezeichnung
----	--------	------------------------------

44011SR3J52	22365	Joint Kit
44011SR3J53	22365	Joint Kit
44011SR3J54	22365	Joint Kit
44011SR7000	22365	Joint Kit
44011SR7010	22365	Joint Kit
44011SR7020	22365	Joint Kit
44011SR7030	22365	Joint Kit
44011SR7040	22365	Joint Kit
44011SR7954	22365	Joint Kit
44011SS0000	22355	Joint Kit
44011SS0000	22352	Joint Kit
44011SS0010	22355	Joint Kit
44011SS0020	22355	Joint Kit
44011SS0020	22352	Joint Kit
44011SS0030	22355	Joint Kit
44011SS0930	22352	Joint Kit
44011SS0940	22355	Joint Kit
44011SS0980	22352	Joint Kit
44011SS0981	22352	Joint Kit
44011SS0982	22352	Joint Kit
44011SS0J82	22352	Joint Kit
44011SS0J84	22352	Joint Kit
44011SS0N00	22355	Joint Kit
44011SS0N01	22355	Joint Kit
44011SS0N02	22355	Joint Kit
44011SS0N10	22355	Joint Kit
44011SS0N60	22352	Joint Kit
44011SS0N82	22355	Joint Kit
44011SS0N90	22352	Joint Kit
44011SS0N91	22352	Joint Kit
44011ST7N00	22365	Joint Kit
44011ST7N50	22365	Joint Kit
44011SV1A10	22352	Joint Kit
44011SV1A60	22352	Joint Kit
44011SV1N00	22352	Joint Kit
44011SV1N01	22352	Joint Kit
44011SV1N50	22352	Joint Kit
44011SV1N51	22352	Joint Kit

OE	Spidan	Description / Bezeichnung
----	--------	------------------------------

44011SV4J00	22352	Joint Kit
44011SV4J50	22352	Joint Kit
44011SV4N00	22355	Joint Kit
44011SV4N01	22352	Joint Kit
44011SV4N50	22352	Joint Kit
44011SV4N51	22352	Joint Kit
44014S1AE00	24461	Joint Kit
44014S1AE01	24461	Joint Kit
44014S6DE01	24387	Joint Kit
44014S6FE01	24389	Joint Kit
44014S9A010	23671	Joint Kit
44014SABN21	24371	Joint Kit
44014SCAE00	23671	Joint Kit
44014SCAE01	23671	Joint Kit
44014ST7C01	23673	Joint Kit
44014ST7C51	23673	Joint Kit
44018S04N00	24372	Boot Kit
44018S6DG00	24372	Boot Kit
44018S6FE01	24390	Boot Kit
44018S6FG51	24390	Boot Kit
44018S6M000	23674	Boot Kit
44018S9A000	23672	Boot Kit
44018SABN20	24372	Boot Kit
44018SCAE00	23672	Boot Kit
44018SCAE01	23672	Boot Kit
44018ST3E00	21530	Boot Kit
44018ST3E01	21530	Boot Kit
44018ST7C12	23674	Boot Kit
44305688000	20305	Joint Kit
44305688000	21387	Joint Kit
44305688020	20305	Joint Kit
44305688020	21387	Joint Kit
44305689010	20302	Joint Kit
44305689030	20302	Joint Kit
44305S74E00	21544	Joint Kit
44305S74E01	21544	Joint Kit
44305S74E50	21544	Joint Kit
44305S74E51	21544	Joint Kit

OE	Spidan	Description / Bezeichnung
----	--------	------------------------------

<b>HONDA</b>		
OE	Spidan	Description / Bezeichnung
44305SA5000	20305	Joint Kit
44305SA5000	21387	Joint Kit
44305SA5010	20305	Joint Kit
44305SA5010	21387	Joint Kit
44305SA5020	20308	Joint Kit
44305SA5020	20307	Joint Kit
44305SA5030	20308	Joint Kit
44305SA5030	20307	Joint Kit
44305SA5306	21387	Joint Kit
44305SA5306	20308	Joint Kit
44305SA5306	20307	Joint Kit
44305SA5306	20305	Joint Kit
44305SA5316	20305	Joint Kit
44305SA5316	21387	Joint Kit
44305SA5620	20307	Joint Kit
44305SA5620	20308	Joint Kit
44305SA5622	20312	Joint Kit
44305SA5623	20309	Joint Kit
44305SA5624	20309	Joint Kit
44305SA5624	20312	Joint Kit
44305SA5640	20308	Joint Kit
44305SA5640	20307	Joint Kit
44305SA5641	20308	Joint Kit
44305SA5641	20307	Joint Kit
44305SA5970	20309	Joint Kit
44305SA5971	20309	Joint Kit
44305SA5972	20312	Joint Kit
44305SA5972	20309	Joint Kit
44305SB0010	20309	Joint Kit
44305SB0020	20309	Joint Kit
44305SB0030	20309	Joint Kit
44305SB0040	20309	Joint Kit
44305SB0050	20309	Joint Kit
44305SB0621	20307	Joint Kit
44305SB0621	20308	Joint Kit
44305SB0622	20308	Joint Kit
44305SB0622	20307	Joint Kit

OE	Spidan	Description / Bezeichnung
----	--------	------------------------------

44305SB0623	20307	Joint Kit
44305SB0623	20308	Joint Kit
44305SB0624	20307	Joint Kit
44305SB0624	20308	Joint Kit
44305SB0970	20309	Joint Kit
44305SB0971	20309	Joint Kit
44305SB0972	20309	Joint Kit
44305SB0B00	20309	Joint Kit
44305SB2000	21385	Joint Kit
44305SB2000	20306	Joint Kit
44305SB2010	20306	Joint Kit
44305SB2010	21385	Joint Kit
44305SB2750	20320	Joint Kit
44305SB2750	23120	Driveshaft
44305SB2751	20320	Joint Kit
44305SB2751	23120	Driveshaft
44305SB2960	20320	Joint Kit
44305SB2960	23120	Driveshaft
44305SB2961	23120	Driveshaft
44305SB2961	20320	Joint Kit
44305SB2980	20312	Joint Kit
44305SB2980	20311	Joint Kit
44305SB2981	20311	Joint Kit
44305SB2981	20312	Joint Kit
44305SB2982	20312	Joint Kit
44305SB2982	20311	Joint Kit
44305SB2983	20311	Joint Kit
44305SB2983	20312	Joint Kit
44305SB3003	21385	Joint Kit
44305SB3003	20306	Joint Kit
44305SD2010	20311	Joint Kit
44305SD2010	20312	Joint Kit
44305SD2020	20311	Joint Kit
44305SD2020	20312	Joint Kit
44305SD2030	20312	Joint Kit
44305SD2030	20311	Joint Kit
44305SD2040	20312	Joint Kit
44305SD2040	20311	Joint Kit

OE	Spidan	Description / Bezeichnung
----	--------	------------------------------

44305SD2050	20312	Joint Kit
44305SD2050	20311	Joint Kit
44305SD2050	20309	Joint Kit
44305SD2960	20311	Joint Kit
44305SD2960	20312	Joint Kit
44305SD2961	20311	Joint Kit
44305SD2961	20312	Joint Kit
44305SD2962	20312	Joint Kit
44305SD2962	20311	Joint Kit
44305SD2963	20311	Joint Kit
44305SD2963	20312	Joint Kit
44305SD2964	20311	Joint Kit
44305SD2964	20312	Joint Kit
44305SD2965	20312	Joint Kit
44305SD2965	20311	Joint Kit
44305SE0912	21388	Joint Kit
44305SE0913	21388	Joint Kit
44305SE0920	21388	Joint Kit
44305SE0921	21388	Joint Kit
44305SE0922	21388	Joint Kit
44305SE0923	21388	Joint Kit
44305SE0924	21388	Joint Kit
44305SE0925	21388	Joint Kit
44305SE0G10	21388	Joint Kit
44305SE0G11	21388	Joint Kit
44305SE0G12	21388	Joint Kit
44305SE0G13	21388	Joint Kit
44305SE0G20	21388	Joint Kit
44305SE0G21	21388	Joint Kit
44305SE0G22	21388	Joint Kit
44305SE0G23	21388	Joint Kit
44305SE0G24	21388	Joint Kit
44305SE0G25	21388	Joint Kit
44305SE0J20	21388	Joint Kit
44305SE0J21	21388	Joint Kit
44305SE0J22	21388	Joint Kit
44305SE0J23	21388	Joint Kit
44305SE7050	20312	Joint Kit

OE	Spidan	Description / Bezeichnung
----	--------	------------------------------

<b>HONDA</b>		
44305SE7050	20311	Joint Kit
44305SE7750	20309	Joint Kit
44305SE7751	20311	Joint Kit
44305SE7751	20309	Joint Kit
44305SE7751	20312	Joint Kit
44305SE7752	20311	Joint Kit
44305SE7752	20312	Joint Kit
44305SE7753	20312	Joint Kit
44305SE7753	20311	Joint Kit
44305SE7753	20309	Joint Kit
44305SE7E00	20311	Joint Kit
44305SE7E00	20312	Joint Kit
44305SE7E01	20312	Joint Kit
44305SE7E01	20311	Joint Kit
44305SE7E02	20311	Joint Kit
44305SE7E02	20312	Joint Kit
44305SE7E03	20311	Joint Kit
44305SE7E03	20312	Joint Kit
44305SF0621	20309	Joint Kit
44305SF0971	20312	Joint Kit
44305SF0971	20311	Joint Kit
44305SF0972	20311	Joint Kit
44305SF0972	20312	Joint Kit
44305SF1305	22365	Joint Kit
44305SF1405	22349	Joint Kit
44305SF1910	22365	Joint Kit
44305SF1911	22365	Joint Kit
44305SF1912	22365	Joint Kit
44305SF1913	22365	Joint Kit
44305SF1914	22365	Joint Kit
44305SF1915	22355	Joint Kit
44305SF1970	22349	Joint Kit
44305SF1971	22349	Joint Kit
44305SF1972	22349	Joint Kit
44305SF1973	22349	Joint Kit
44305SF1974	22352	Joint Kit
44305SF1975	22352	Joint Kit

OE	Spidan	Description / Bezeichnung
----	--------	------------------------------

44305SF1G10	22365	Joint Kit
44305SF1G11	22365	Joint Kit
44305SF1G12	22365	Joint Kit
44305SF1G13	22365	Joint Kit
44305SF1G14	22365	Joint Kit
44305SF4010	20306	Joint Kit
44305SF4010	21385	Joint Kit
44305SF4020	20306	Joint Kit
44305SF4020	21385	Joint Kit
44305SF4900	20306	Joint Kit
44305SF4900	21385	Joint Kit
44305SF4901	21385	Joint Kit
44305SF4901	20306	Joint Kit
44305SF4J21	20320	Joint Kit
44305SF4J22	20320	Joint Kit
44305SF4J23	20320	Joint Kit
44305SF4J24	20320	Joint Kit
44305SF4J40	20320	Joint Kit
44305SF4J41	20320	Joint Kit
44305SF4J42	20320	Joint Kit
44305SH3000	20306	Joint Kit
44305SH3000	21385	Joint Kit
44305SH3010	20306	Joint Kit
44305SH3010	21385	Joint Kit
44305SH3A20	20306	Joint Kit
44305SH3A20	21385	Joint Kit
44305SH3A21	20306	Joint Kit
44305SH3A21	21385	Joint Kit
44305SH3G21	20312	Joint Kit
44305SH3G21	20311	Joint Kit
44305SH3G22	20312	Joint Kit
44305SH3G22	20311	Joint Kit
44305SH3G23	20311	Joint Kit
44305SH3G23	20312	Joint Kit
44305SH3G24	20311	Joint Kit
44305SH3G24	20312	Joint Kit
44305SH3G25	20312	Joint Kit
44305SH3G25	20311	Joint Kit

OE	Spidan	Description / Bezeichnung
----	--------	------------------------------

44305SH3J00	20312	Joint Kit
44305SH3J00	20311	Joint Kit
44305SH3J01	20311	Joint Kit
44305SH3J01	20312	Joint Kit
44305SH3Q00	20312	Joint Kit
44305SH3Q00	20311	Joint Kit
44305SH3Q01	20311	Joint Kit
44305SH3Q01	20312	Joint Kit
44305SH3Q02	20311	Joint Kit
44305SH3Q02	20312	Joint Kit
44305SH7J83	22349	Joint Kit
44305SJ4J00	20311	Joint Kit
44305SJ4J00	20312	Joint Kit
44305SJ4J01	20312	Joint Kit
44305SJ4J01	20311	Joint Kit
44305SJ4J02	20312	Joint Kit
44305SJ4J02	20311	Joint Kit
44305SK7010	20311	Joint Kit
44305SK7010	20312	Joint Kit
44305SK7040	20311	Joint Kit
44305SK7040	20312	Joint Kit
44305SK7J21	22365	Joint Kit
44305SK7J22	22365	Joint Kit
44305SK7J23	22365	Joint Kit
44305SK7J24	22365	Joint Kit
44305SK7J70	22349	Joint Kit
44305SK7J71	22349	Joint Kit
44305SK7J72	22349	Joint Kit
44305SK7J73	22349	Joint Kit
44305SK7J74	22349	Joint Kit
44305SK7J75	22349	Joint Kit
44305SK7J81	22349	Joint Kit
44305SK7J82	22349	Joint Kit
44305SK7J83	22349	Joint Kit
44305SK7J84	22349	Joint Kit
44305SM1000	22355	Joint Kit
44305SM1010	22355	Joint Kit
44305SM1950	22352	Joint Kit

OE	Spidan	Description / Bezeichnung	OE	Spidan	Description / Bezeichnung	OE	Spidan	Description / Bezeichnung
<b>HONDA</b>			44306SA5020	20308	Joint Kit	44306SB0030	20309	Joint Kit
44305SM1951	22352	Joint Kit	44306SA5020	20307	Joint Kit	44306SB0040	20309	Joint Kit
44305SM1980	22352	Joint Kit	44306SA5030	20307	Joint Kit	44306SB0050	20309	Joint Kit
44305SM1981	22352	Joint Kit	44306SA5030	20308	Joint Kit	44306SB0621	20307	Joint Kit
44305SM1A80	22352	Joint Kit	44306SA5306	20305	Joint Kit	44306SB0621	20308	Joint Kit
44305SM1A81	22352	Joint Kit	44306SA5306	20307	Joint Kit	44306SB0622	20307	Joint Kit
44305SM4000	22355	Joint Kit	44306SA5306	20308	Joint Kit	44306SB0622	20308	Joint Kit
44305SM4010	22355	Joint Kit	44306SA5306	21387	Joint Kit	44306SB0624	20307	Joint Kit
44305SM4020	22355	Joint Kit	44306SA5316	20305	Joint Kit	44306SB0624	20308	Joint Kit
44305SM4030	22355	Joint Kit	44306SA5316	21387	Joint Kit	44306SB0642	20309	Joint Kit
44305SM4040	22355	Joint Kit	44306SA5620	20307	Joint Kit	44306SB0650	20309	Joint Kit
44305SM4050	22355	Joint Kit	44306SA5620	20308	Joint Kit	44306SB0651	20309	Joint Kit
44305SM4950	22352	Joint Kit	44306SA5622	20309	Joint Kit	44306SB0652	20309	Joint Kit
44305SM4951	22352	Joint Kit	44306SA5623	20309	Joint Kit	44306SB0670	20308	Joint Kit
44305SM4952	22352	Joint Kit	44306SA5624	20309	Joint Kit	44306SB0670	20307	Joint Kit
44305SM4953	22352	Joint Kit	44306SA5640	20307	Joint Kit	44306SB0671	20307	Joint Kit
44305SM4954	22352	Joint Kit	44306SA5640	20308	Joint Kit	44306SB0671	20308	Joint Kit
44305SM4955	22352	Joint Kit	44306SA5641	20307	Joint Kit	44306SB0970	20309	Joint Kit
44305SM4980	22355	Joint Kit	44306SA5641	20308	Joint Kit	44306SB0971	20309	Joint Kit
44305SM4981	22355	Joint Kit	44306SA5660	20309	Joint Kit	44306SB0972	20309	Joint Kit
44305SM4982	22352	Joint Kit	44306SA5660	20311	Joint Kit	44306SB0B00	20309	Joint Kit
44305SM4982	22355	Joint Kit	44306SA5661	20309	Joint Kit	44306SB2000	20306	Joint Kit
44305SM4983	22355	Joint Kit	44306SA5662	20309	Joint Kit	44306SB2000	21385	Joint Kit
44305SM4984	22355	Joint Kit	44306SA5662	20311	Joint Kit	44306SB2010	20306	Joint Kit
44305SM4J80	22352	Joint Kit	44306SA5680	20308	Joint Kit	44306SB2010	21385	Joint Kit
44305SM4J81	22352	Joint Kit	44306SA5680	20307	Joint Kit	44306SB2750	20320	Joint Kit
44305SM4J82	22352	Joint Kit	44306SA5681	20307	Joint Kit	44306SB2750	23119	Driveshaft
44305SM4J83	22352	Joint Kit	44306SA5681	20308	Joint Kit	44306SB2751	20320	Joint Kit
44305SM4J84	22352	Joint Kit	44306SA5950	20307	Joint Kit	44306SB2751	23119	Driveshaft
44306688000	20305	Joint Kit	44306SA5950	20308	Joint Kit	44306SB2960	20320	Joint Kit
44306688000	21387	Joint Kit	44306SA5951	20307	Joint Kit	44306SB2960	23119	Driveshaft
44306689010	20302	Joint Kit	44306SA5951	20308	Joint Kit	44306SB2961	20320	Joint Kit
44306689020	21387	Joint Kit	44306SA5970	20309	Joint Kit	44306SB2961	23119	Driveshaft
44306689020	20305	Joint Kit	44306SA5971	20309	Joint Kit	44306SB2980	20311	Joint Kit
44306SA5000	21387	Joint Kit	44306SA5972	20309	Joint Kit	44306SB2980	20312	Joint Kit
44306SA5000	20305	Joint Kit	44306SB0000	20309	Joint Kit	44306SB2981	20311	Joint Kit
44306SA5010	20305	Joint Kit	44306SB0010	20309	Joint Kit	44306SB2981	20312	Joint Kit
44306SA5010	21387	Joint Kit	44306SB0020	20309	Joint Kit	44306SB2982	20312	Joint Kit

OE	Spidan	Description / Bezeichnung
----	--------	------------------------------

<b>HONDA</b>		
44306SB2982	20311	Joint Kit
44306SB2983	20311	Joint Kit
44306SB2983	20312	Joint Kit
44306SB2984	20311	Joint Kit
44306SB2984	20312	Joint Kit
44306SB2985	20311	Joint Kit
44306SB2985	20312	Joint Kit
44306SB3003	20306	Joint Kit
44306SB3003	21385	Joint Kit
44306SD2010	20311	Joint Kit
44306SD2010	20312	Joint Kit
44306SD2020	20311	Joint Kit
44306SD2020	20312	Joint Kit
44306SD2030	20311	Joint Kit
44306SD2030	20312	Joint Kit
44306SD2900	20311	Joint Kit
44306SD2900	20312	Joint Kit
44306SD2901	20311	Joint Kit
44306SD2901	20312	Joint Kit
44306SD2902	20312	Joint Kit
44306SD2902	20311	Joint Kit
44306SD2903	20311	Joint Kit
44306SD2903	20312	Joint Kit
44306SD2904	20309	Joint Kit
44306SD2904	20311	Joint Kit
44306SD2904	20312	Joint Kit
44306SD2961	20311	Joint Kit
44306SD2961	20312	Joint Kit
44306SD2962	20311	Joint Kit
44306SD2962	20312	Joint Kit
44306SD2963	20311	Joint Kit
44306SD2963	20312	Joint Kit
44306SD2964	20311	Joint Kit
44306SD2964	20312	Joint Kit
44306SD2965	20311	Joint Kit
44306SD2965	20312	Joint Kit
44306SD2966	20311	Joint Kit

OE	Spidan	Description / Bezeichnung
----	--------	------------------------------

44306SD2966	20312	Joint Kit
44306SD7932	20309	Joint Kit
44306SD7932	20311	Joint Kit
44306SE0910	21388	Joint Kit
44306SE0911	21388	Joint Kit
44306SE0912	21388	Joint Kit
44306SE0913	21388	Joint Kit
44306SE0920	21388	Joint Kit
44306SE0921	21388	Joint Kit
44306SE0922	21388	Joint Kit
44306SE0923	21388	Joint Kit
44306SE0924	21388	Joint Kit
44306SE0G10	21388	Joint Kit
44306SE0G11	21388	Joint Kit
44306SE0G12	21388	Joint Kit
44306SE0G13	21388	Joint Kit
44306SE0G20	21388	Joint Kit
44306SE0G21	21388	Joint Kit
44306SE0G22	21388	Joint Kit
44306SE0G23	21388	Joint Kit
44306SE0G24	21388	Joint Kit
44306SE0J20	21388	Joint Kit
44306SE0J21	21388	Joint Kit
44306SE0J22	21388	Joint Kit
44306SE0J23	21388	Joint Kit
44306SE0J24	21388	Joint Kit
44306SE0J25	21388	Joint Kit
44306SE7780	20309	Joint Kit
44306SE7781	20312	Joint Kit
44306SE7781	20309	Joint Kit
44306SE7781	20311	Joint Kit
44306SE7782	20311	Joint Kit
44306SE7782	20312	Joint Kit
44306SE7783	20309	Joint Kit
44306SE7783	20311	Joint Kit
44306SE7783	20312	Joint Kit
44306SF0621	20309	Joint Kit
44306SF0622	20309	Joint Kit

OE	Spidan	Description / Bezeichnung
----	--------	------------------------------

44306SF0671	20309	Joint Kit
44306SF0672	20309	Joint Kit
44306SF0970	20311	Joint Kit
44306SF0970	20312	Joint Kit
44306SF0971	20311	Joint Kit
44306SF0971	20312	Joint Kit
44306SF0973	20311	Joint Kit
44306SF0973	20312	Joint Kit
44306SF1305	22365	Joint Kit
44306SF1307	22365	Joint Kit
44306SF1315	22365	Joint Kit
44306SF1405	22349	Joint Kit
44306SF1406	22365	Joint Kit
44306SF1910	22365	Joint Kit
44306SF1911	22365	Joint Kit
44306SF1912	22365	Joint Kit
44306SF1913	22365	Joint Kit
44306SF1914	22365	Joint Kit
44306SF1916	22355	Joint Kit
44306SF1970	22349	Joint Kit
44306SF1971	22349	Joint Kit
44306SF1972	22349	Joint Kit
44306SF1973	22349	Joint Kit
44306SF1974	22349	Joint Kit
44306SF1975	22352	Joint Kit
44306SF1976	22352	Joint Kit
44306SF1G10	22365	Joint Kit
44306SF1G11	22365	Joint Kit
44306SF1G12	22365	Joint Kit
44306SF1G13	22365	Joint Kit
44306SF1G14	22365	Joint Kit
44306SF1G15	22365	Joint Kit
44306SF1J71	22352	Joint Kit
44306SF4010	20306	Joint Kit
44306SF4010	21385	Joint Kit
44306SF4020	20306	Joint Kit
44306SF4020	21385	Joint Kit
44306SF4J21	20320	Joint Kit

OE	Spidan	Description / Bezeichnung	OE	Spidan	Description / Bezeichnung	OE	Spidan	Description / Bezeichnung
<b>HONDA</b>			44306SH9415	20311	Joint Kit	44306SM4954	22352	Joint Kit
44306SF4J22	20320	Joint Kit	44306SH9J00	20312	Joint Kit	44306SM4955	22352	Joint Kit
44306SF4J23	20320	Joint Kit	44306SH9J00	20311	Joint Kit	44306SM4956	22352	Joint Kit
44306SH3000	20306	Joint Kit	44306SH9J01	20311	Joint Kit	44306SM4980	22355	Joint Kit
44306SH3000	21385	Joint Kit	44306SH9J01	20312	Joint Kit	44306SM4981	22355	Joint Kit
44306SH3010	20306	Joint Kit	44306SK7010	20311	Joint Kit	44306SM4982	22352	Joint Kit
44306SH3010	21385	Joint Kit	44306SK7010	20312	Joint Kit	44306SM4982	22355	Joint Kit
44306SH3A20	20306	Joint Kit	44306SK7040	20311	Joint Kit	44306SM4983	22355	Joint Kit
44306SH3A20	21385	Joint Kit	44306SK7040	20312	Joint Kit	44306SM4984	22355	Joint Kit
44306SH3A21	20306	Joint Kit	44306SK7J21	22365	Joint Kit	44306SM4J80	22352	Joint Kit
44306SH3A21	21385	Joint Kit	44306SK7J22	22365	Joint Kit	44306SM4J81	22352	Joint Kit
44306SH3G20	20311	Joint Kit	44306SK7J23	22365	Joint Kit	44306SM4J82	22352	Joint Kit
44306SH3G20	20312	Joint Kit	44306SK7J73	22349	Joint Kit	44306SM4J83	22352	Joint Kit
44306SH3G21	20312	Joint Kit	44306SK7J74	22349	Joint Kit	44306SM4J84	22352	Joint Kit
44306SH3G21	20311	Joint Kit	44306SK7J75	22349	Joint Kit	44333S04N01	24372	Boot Kit
44306SH3G22	20312	Joint Kit	44306SK7J81	22349	Joint Kit	44333SD2003	26124	Boot Kit
44306SH3G22	20311	Joint Kit	44306SK7J82	22349	Joint Kit	44334634000	23075	Boot Kit
44306SH3G23	20311	Joint Kit	44306SK7J83	22349	Joint Kit	44340SN7305	20918	Joint Kit
44306SH3G23	20312	Joint Kit	44306SM1000	22355	Joint Kit	44340SN7315	20918	Joint Kit
44306SH3G24	20311	Joint Kit	44306SM1010	22355	Joint Kit	44340SN7951	20918	Joint Kit
44306SH3G24	20312	Joint Kit	44306SM1950	22352	Joint Kit	44430SN7315	20919	Joint Kit
44306SH3G25	20311	Joint Kit	44306SM1951	22352	Joint Kit	44511SE0406	22350	Joint Kit
44306SH3G25	20312	Joint Kit	44306SM1952	22352	Joint Kit	<b>HYUNDAI</b>		
44306SH3G26	20311	Joint Kit	44306SM1980	22352	Joint Kit	443155A530	23075	Boot Kit
44306SH3G26	20312	Joint Kit	44306SM1981	22352	Joint Kit	465001C060	24383	Joint Kit
44306SH3J00	20312	Joint Kit	44306SM1A80	22352	Joint Kit	4950000	21975	Joint Kit
44306SH3J00	20311	Joint Kit	44306SM1A81	22352	Joint Kit	495001C050	24383	Joint Kit
44306SH3J01	20311	Joint Kit	44306SM4000	22355	Joint Kit	495001C060	24383	Joint Kit
44306SH3J01	20312	Joint Kit	44306SM4010	22355	Joint Kit	495001C250	21977	Joint Kit
44306SH3J10	20311	Joint Kit	44306SM4020	22355	Joint Kit	495001C260	21977	Joint Kit
44306SH3J10	20312	Joint Kit	44306SM4030	22355	Joint Kit	495001L010	24731	Joint Kit
44306SH3J11	20311	Joint Kit	44306SM4040	22355	Joint Kit	495001L110	24733	Joint Kit
44306SH3J11	20312	Joint Kit	44306SM4050	22355	Joint Kit	495001L210	24735	Joint Kit
44306SH9306	20311	Joint Kit	44306SM4060	22355	Joint Kit	495001L310	24735	Joint Kit
44306SH9306	20312	Joint Kit	44306SM4950	22352	Joint Kit	495011L010	24731	Joint Kit
44306SH9325	20311	Joint Kit	44306SM4951	22352	Joint Kit	495011L110	24733	Joint Kit
44306SH9325	20312	Joint Kit	44306SM4952	22352	Joint Kit	495011L210	24735	Joint Kit
44306SH9415	20312	Joint Kit	44306SM4953	22352	Joint Kit			

OE	Spidan	Description / Bezeichnung
----	--------	------------------------------

#### HYUNDAI

495011L310	24735	Joint Kit
4950625A00	22285	Boot Kit
4950625B00	22285	Boot Kit
4950705A00	20689	Joint Kit
4950721000	21381	Joint Kit
4950722A00	21975	Joint Kit
4950722E00	21975	Joint Kit
4950805A00	20689	Joint Kit
4950821000	21381	Joint Kit
4950821A00	21381	Joint Kit
4950822A00	21975	Joint Kit
4950822E00	21975	Joint Kit
4950838600	22292	Boot Kit
495091CA00	24384	Boot Kit

#### ISUZU

8941086343	23201	Joint Kit
8941086353	23201	Joint Kit
8943643320	23201	Joint Kit
8944676640	23201	Joint Kit
8944676670	23201	Joint Kit

#### KIA

OK20225400	24049	Joint Kit
OK20225600	24049	Joint Kit
OK21125400	24049	Joint Kit
OK21125600	24049	Joint Kit
495001H010	24731	Joint Kit
495001H110	24733	Joint Kit
495001H210	24735	Joint Kit
495001H310	24735	Joint Kit
495011H010	24731	Joint Kit
495011H110	24733	Joint Kit
495011H210	24735	Joint Kit
495011H310	24735	Joint Kit
495911H011	24731	Joint Kit

OE	Spidan	Description / Bezeichnung
----	--------	------------------------------

495911H012	24731	Joint Kit
495911H111	24733	Joint Kit
495911H112	24733	Joint Kit
495911H211	24735	Joint Kit
495911H212	24735	Joint Kit
495911H311	24735	Joint Kit
495911H312	24735	Joint Kit
495941H011	24732	Boot Kit
495941H012	24732	Boot Kit
495941H111	24734	Boot Kit
495941H112	24734	Boot Kit
495941H311	24736	Boot Kit
495941H312	24736	Boot Kit
495951H010	24737	Boot Kit
495951H110	24738	Boot Kit
495951H310	24739	Boot Kit
OK2A522540	23252	Boot Kit
OK2A622540	23252	Boot Kit

#### LADA

21082215010	20816	Driveshaft
21082215011	20815	Driveshaft
21082215012	20817	Joint Kit

#### LANCIA ( → FIAT GROUP)

#### LANDROVER

IED000061	24397	Driveshaft
IED000062	24397	Driveshaft
IED000071	24396	Driveshaft
IED000072	24396	Driveshaft
IED500020	24397	Driveshaft
IED500021	24397	Driveshaft
IED500022	24397	Driveshaft
IED500030	24396	Driveshaft
IED500031	24396	Driveshaft
IED500032	24396	Driveshaft
IED500110	24397	Driveshaft

OE	Spidan	Description / Bezeichnung
----	--------	------------------------------

IED500120	24396	Driveshaft
RTC6862	20888	Joint
TDB000510	24396	Driveshaft
TDB000540	24397	Driveshaft
TDJ100470	20604	Joint Kit
TDR100750	20605	Boot Kit

#### MAZDA

443155A230	23075	Boot Kit
B00225400A	20636	Joint Kit
B00225400B	20636	Joint Kit
B00225500	20636	Joint Kit
B00225500B	20636	Joint Kit
B00225600	20636	Joint Kit
B00225600A	20636	Joint Kit
B00225600B	20636	Joint Kit
B00325400	20636	Joint Kit
B00325400C	20636	Joint Kit
B00325400D	20636	Joint Kit
B00325600	20636	Joint Kit
B00325600C	20636	Joint Kit
B00325600D	20636	Joint Kit
B00525400	24048	Joint Kit
B00525400D	24048	Joint Kit
B00525600	24048	Joint Kit
B00525600D	24048	Joint Kit
F00122540	23075	Boot Kit
F00125400	21370	Joint Kit
F00125400A	21370	Joint Kit
F00125400B	21370	Joint Kit
F00125600A	21370	Joint Kit
F00125600B	21370	Joint Kit
F00225421	24040	Joint Kit
F00325400A	21370	Joint Kit
F00325400B	21370	Joint Kit
F00325400C	21370	Joint Kit
F00325400E	21370	Joint Kit
F00325400F	21370	Joint Kit

OE	Spidan	Description / Bezeichnung
----	--------	------------------------------

<b>MAZDA</b>		
OE	Spidan	Description / Bezeichnung
F00325600A	21370	Joint Kit
F00325600B	21370	Joint Kit
F00325600C	21370	Joint Kit
F00325600E	21370	Joint Kit
F00325600F	21370	Joint Kit
F00425500A	24046	Joint Kit
F00425500B	24046	Joint Kit
F00425500C	24046	Joint Kit
F00425500D	24046	Joint Kit
F00425600A	24046	Joint Kit
F00425600B	24046	Joint Kit
F00425600C	24046	Joint Kit
F00425600E	24046	Joint Kit
F00525400A	21370	Joint Kit
F00525400B	21370	Joint Kit
F00525400C	21370	Joint Kit
F00525400D	21370	Joint Kit
F00525400E	21370	Joint Kit
F00525600A	21370	Joint Kit
F00525600B	21370	Joint Kit
F00525600C	21370	Joint Kit
F00525600D	21370	Joint Kit
F00525600E	21370	Joint Kit
F00622530A	25508	Boot Kit
F00725600A	21370	Joint Kit
F00725600B	21370	Joint Kit
F00725600D	21370	Joint Kit
F00725600E	21370	Joint Kit
F01325400	24040	Joint Kit
F01325600	24040	Joint Kit
F01325600A	24040	Joint Kit
F01325600C	24040	Joint Kit
F01325600D	24040	Joint Kit
F01325600E	24040	Joint Kit
F02025600	24046	Joint Kit
F02322510	24040	Joint Kit
F02325400	24040	Joint Kit

OE	Spidan	Description / Bezeichnung
----	--------	------------------------------

F02325400A	24040	Joint Kit
F02325400C	24040	Joint Kit
F02325400D	24040	Joint Kit
F02325400E	24040	Joint Kit
F02325600	24040	Joint Kit
F02422510	21175	Joint Kit
F02422510	21649	Joint Kit
F02422510A	21175	Joint Kit
F02422510B	21175	Joint Kit
F02422510B	21649	Joint Kit
F02422510C	21175	Joint Kit
F02422510C	21649	Joint Kit
F02422540	22285	Boot Kit
F02422610	21175	Joint Kit
F02422610A	21175	Joint Kit
F02425400	21649	Joint Kit
F02425400A	21649	Joint Kit
F02425400C	21649	Joint Kit
F02425400D	21649	Joint Kit
F02425400E	21649	Joint Kit
F02425400F	21649	Joint Kit
F02425400G	21649	Joint Kit
F02425600	21649	Joint Kit
F02425600A	21649	Joint Kit
F02425600C	21649	Joint Kit
F02425600D	21649	Joint Kit
F02425600E	21649	Joint Kit
F02425600H	21649	Joint Kit
F02455600H	21649	Joint Kit
F0245600H	21649	Joint Kit
F03722510A	24008	Joint Kit
F03722610	24008	Joint Kit
F03725500A	24008	Joint Kit
F03725500B	24008	Joint Kit
F06122540	22285	Boot Kit
F06122540A	22285	Boot Kit
F06322610	21649	Joint Kit
F06322610A	21649	Joint Kit

OE	Spidan	Description / Bezeichnung
----	--------	------------------------------

F06922610B	21649	Joint Kit
F06922610C	21649	Joint Kit
F07022610	21649	Joint Kit
F07022610A	21649	Joint Kit
F07922610	21034	Joint Kit
F07922610A	21034	Joint Kit
FA0922510	21649	Joint Kit
FA0922510A	21649	Joint Kit
FA0922510B	21649	Joint Kit
FA0922510C	21649	Joint Kit
FA3022510	21777	Joint Kit
FA3022510A	21777	Joint Kit
FA3022510B	21777	Joint Kit
FA3025400	21777	Joint Kit
FA3025600	21777	Joint Kit
FA3225400	21777	Joint Kit
FA3225600	21777	Joint Kit
FA5022530	21265	Boot Kit
FA5022540	22285	Boot Kit
FA5122540	22285	Boot Kit
FA5822510	21198	Joint Kit
FA5822510A	21198	Joint Kit
FA5822510B	21198	Joint Kit
FA5922510	21197	Joint Kit
FA5922510A	21197	Joint Kit
FA6122510	21197	Joint Kit
FA6122510A	21197	Joint Kit
FA6122510B	21197	Joint Kit
FA782550XA	21198	Joint Kit
FD5022540A	22285	Boot Kit
FD5122510	21197	Joint Kit
FD5122540	22285	Boot Kit
FD5822510	21198	Joint Kit
FD5922510	21197	Joint Kit
FS1822510	21777	Joint Kit
FS2022510	21777	Joint Kit
FS2022610	21777	Joint Kit
FS2022610A	21777	Joint Kit



OE	Spidan	Description / Bezeichnung
----	--------	------------------------------

<b>MAZDA</b>		
FS2122510A	21777	Joint Kit
FZ2425400	21649	Joint Kit
FZ2425400A	21649	Joint Kit
G00122530	21367	Boot Kit
G00125500	23506	Joint Kit
G01222510	21371	Joint Kit
G01222510A	21371	Joint Kit
G01222510B	21371	Joint Kit
G01225500A	21371	Joint Kit
G01322530	26042	Boot Kit
G01325500	21368	Joint Kit
G01325500A	21368	Joint Kit
G01325500B	21368	Joint Kit
G01325600	21368	Joint Kit
G02325500	21368	Joint Kit
G02325500B	21368	Joint Kit
G02325600	21368	Joint Kit
G03322510	24007	Joint Kit
G03722530	24368	Boot Kit
G05325500	24044	Joint Kit
G05325500B	24044	Joint Kit
G05325600	24044	Joint Kit
G05325600C	24044	Joint Kit
G05425500A	24051	Joint Kit
G05425500B	24051	Joint Kit
G05425600B	24051	Joint Kit
G05425600C	24051	Joint Kit
G05425600D	24051	Joint Kit
G06325500	24044	Joint Kit
G06325500A	24044	Joint Kit
G06325600	24044	Joint Kit
G06325600A	24044	Joint Kit
G06425500	24051	Joint Kit
G06425500A	24051	Joint Kit
G06425600	24051	Joint Kit
G06425600A	24051	Joint Kit
G07225500	24040	Joint Kit

OE	Spidan	Description / Bezeichnung
----	--------	------------------------------

G07225500A	24040	Joint Kit
G07225500B	24040	Joint Kit
G07225600	24040	Joint Kit
G07225600B	24040	Joint Kit
G07225600D	24040	Joint Kit
G56022510	24047	Joint Kit
G56022510A	24047	Joint Kit
G56022510B	24047	Joint Kit
G56022530	24368	Boot Kit
G56025500	24047	Joint Kit
G56025500A	24047	Joint Kit
G56025500B	24047	Joint Kit
G56025510	24047	Joint Kit
G56025510A	24047	Joint Kit
G56025600	24047	Joint Kit
G56025600A	24047	Joint Kit
G56025600B	24047	Joint Kit
G56025600C	24047	Joint Kit
G56422510	24044	Joint Kit
G56422510A	24044	Joint Kit
G56422510B	24044	Joint Kit
G56422610A	24044	Joint Kit
G5642510A	24044	Joint Kit
G56425500	24044	Joint Kit
G56425500B	24044	Joint Kit
G56425500C	24044	Joint Kit
G56425600	24044	Joint Kit
G56425600A	24044	Joint Kit
G56425600B	24044	Joint Kit
G56425600C	24044	Joint Kit
G56425600D	24044	Joint Kit
G56822510	24047	Joint Kit
G56822510A	24047	Joint Kit
G56822510B	24047	Joint Kit
G56822530	24368	Boot Kit
G56825500	24047	Joint Kit
G56825500A	24047	Joint Kit
G56825500B	24047	Joint Kit

OE	Spidan	Description / Bezeichnung
----	--------	------------------------------

G56825510A	24047	Joint Kit
G56825600	24047	Joint Kit
G56825600A	24047	Joint Kit
G56825600B	24047	Joint Kit
G57022510	24044	Joint Kit
G57022510A	24044	Joint Kit
G57022510B	24044	Joint Kit
G57225500	24047	Joint Kit
G57225600	24047	Joint Kit
G57622510A	24047	Joint Kit
G57625500	24047	Joint Kit
G57625600	24047	Joint Kit
GA2325500A	21368	Joint Kit
GA2325500B	21368	Joint Kit
GA2KV9050	24368	Boot Kit
GD1522510	21200	Joint Kit
GD1522530	21267	Boot Kit
GD1522530	21266	Boot Kit
GD1722510	21199	Joint Kit
GD1722530	21264	Boot Kit
GD1922510	24047	Joint Kit
GD1922530	21283	Boot Kit
GD2322510	21197	Joint Kit
GD2322510A	21197	Joint Kit
GD3622610	24379	Joint Kit
GD3622610	24380	Boot Kit
GD362560X	24379	Joint Kit
GD362560X	24380	Boot Kit
GD362560XA	24380	Boot Kit
GD362560XA	24379	Joint Kit
GD362560XB	24379	Joint Kit
GD362560XB	24380	Boot Kit
GD3822510	23676	Joint Kit
GD3822510A	23676	Joint Kit
GD3822530	23142	Boot Kit
GD3822530A	23142	Boot Kit
GD3822530B	23142	Boot Kit
GD3822610	24380	Boot Kit

OE	Spidan	Description / Bezeichnung
----	--------	------------------------------

<b>MAZDA</b>		
GD3822610	24379	Joint Kit
GD382550X	23676	Joint Kit
GD382550XA	23676	Joint Kit
GD4022510	23676	Joint Kit
GD4022510A	23676	Joint Kit
GD402550XA	23676	Joint Kit
GD402550XB	23676	Joint Kit
GD402550XC	23676	Joint Kit
GD602560X	24379	Joint Kit
GD602560X	24380	Boot Kit
GD602560XA	24379	Joint Kit
GD602560XA	24380	Boot Kit
GD602560XB	24379	Joint Kit
GD602560XB	24380	Boot Kit
GD622550X	23676	Joint Kit
GD622550XA	23676	Joint Kit
GD622550XB	23676	Joint Kit
GD622550XC	23676	Joint Kit
GG0322530	21540	Boot Kit
GG0322530A	21540	Boot Kit
GS0122530	24368	Boot Kit
GS0122530A	24368	Boot Kit
KK33325400	20636	Joint Kit
KK33325600	20636	Joint Kit
M07025500C	23953	Joint Kit
M07025600A	23953	Joint Kit
M08022530	24368	Boot Kit
M08022530A	24368	Boot Kit
M08022530B	24368	Boot Kit
MB0FV9001F	24368	Boot Kit
MD0925500A	23953	Joint Kit
MD0925600A	23953	Joint Kit

<b>MERCEDES-BENZ</b>		
0003300036	20985	Joint Kit
0003301385	26091	Boot Kit

OE	Spidan	Description / Bezeichnung
----	--------	------------------------------

0003301485	21728	Boot Kit
0003301585	20985	Joint Kit
0003301685	26274	Boot Kit
0003301785	21728	Boot Kit
0003301885	20229	Boot Kit
0003301985	20984	Boot Kit
0003302085	21728	Boot Kit
0003370085	20984	Boot Kit
1073500410	22702	Driveshaft
1073502710	22702	Driveshaft
1073502810	22702	Driveshaft
1073503310	22702	Driveshaft
1073504310	22702	Driveshaft
1233500410	22702	Driveshaft
1243301001	22717	Driveshaft
1243301101	22718	Driveshaft
1243502910	22695	Driveshaft
1243503010	22697	Driveshaft
1243508810	22695	Driveshaft
1263500310	22703	Driveshaft
1263500410	22703	Driveshaft
1263502410	22703	Driveshaft
1263503010	22703	Driveshaft
1263503110	22703	Driveshaft
1263506410	22703	Driveshaft
1293504010	22697	Driveshaft
1403500737	24791	Boot Kit
1683601872	22262	Joint Kit
1683601972	22262	Joint Kit
1683601972	23797	Driveshaft
1683602372	22258	Joint Kit
1683603172	22262	Joint Kit
1683603272	22258	Joint Kit
1683603372	23797	Driveshaft
1683603372	22262	Joint Kit
1683603772	22258	Joint Kit
1683604572	22258	Joint Kit
1683660991	24562	Boot Kit

OE	Spidan	Description / Bezeichnung
----	--------	------------------------------

1693600368	24563	Boot Kit
1693600568	24562	Boot Kit
1693600668	24563	Boot Kit
1693601272	24556	Joint Kit
1693601272	24557	Joint Kit
1693601572	24558	Joint Kit
1693602972	24559	Joint Kit
1693602972	24558	Joint Kit
1693603972	24556	Joint Kit
1693603972	24557	Joint Kit
1693604072	24557	Joint Kit
1693604072	24556	Joint Kit
1693604372	24558	Joint Kit
1693604372	24559	Joint Kit
1693604472	24558	Joint Kit
1693605272	24556	Joint Kit
1693605272	24557	Joint Kit
1693606072	24557	Joint Kit
1693606072	24556	Joint Kit
1693606272	24561	Boot Kit
1693606272	24557	Joint Kit
1693606272	24556	Joint Kit
1693660091	24560	Boot Kit
1693660191	24563	Boot Kit
2013500337	23109	Boot Kit
2013500537	26049	Boot Kit
2013500637	23109	Boot Kit
2013501137	26049	Boot Kit
2013501237	23109	Boot Kit
2013501810	22704	Driveshaft
2013508010	22704	Driveshaft
2023505610	21192	Driveshaft
2103500037	24791	Boot Kit
2103500137	24791	Boot Kit
2103500537	24791	Boot Kit
2103500637	24791	Boot Kit
2103508210	21193	Driveshaft
2103508410	21194	Driveshaft

OE	Spidan	Description / Bezeichnung
----	--------	------------------------------

**MERCEDES-BENZ**

3013500337	23109	Boot Kit
6313300236	22716	Driveshaft
6313300335	22716	Driveshaft
6313300501	22716	Driveshaft
6313300701	22716	Driveshaft
6313301301	22716	Driveshaft
6313370010	22716	Driveshaft
6383340534	20163	Driveshaft
6383340634	20163	Driveshaft
6383341634	20163	Driveshaft
6383341734	20163	Driveshaft
6383342334	21011	Driveshaft
6393300301	24533	Driveshaft
6393300701	24533	Driveshaft
9013300001	24631	Joint Kit
9013300001	24633	Joint Kit
9013370085	24634	Boot Kit
9013370185	24632	Boot Kit
A0003301485	26091	Boot Kit
A0003301685	20984	Boot Kit
A0003301785	21728	Boot Kit
A0003301885	20229	Boot Kit
A0003302085	21728	Boot Kit
A1683600068	22263	Boot Kit
A1683600368	22265	Boot Kit
A1683600468	22259	Boot Kit
A1683600568	22261	Boot Kit
A1683601068	22258	Joint Kit
A1683602372	22258	Joint Kit
A1683603172	22262	Joint Kit
A1683603272	22258	Joint Kit
A1683603372	22262	Joint Kit
A1683603372	23797	Driveshaft
A1683603472	22258	Joint Kit
A1683604572	22258	Joint Kit
A1683660291	22263	Boot Kit
A1683660491	22259	Boot Kit

OE	Spidan	Description / Bezeichnung
----	--------	------------------------------

A1683660591	22265	Boot Kit
A1683660691	22261	Boot Kit
A1683660991	24562	Boot Kit
A1683700872	22260	Joint Kit
A1683701572	22260	Joint Kit
A1683701872	22260	Joint Kit
A1683702172	22264	Joint Kit
A1683702272	22264	Joint Kit
A1683702272	23797	Driveshaft
A1693600368	24563	Boot Kit
A1693600568	24562	Boot Kit
A1693600668	24563	Boot Kit
A1693601272	24556	Joint Kit
A1693601272	24557	Joint Kit
A1693601572	24558	Joint Kit
A1693602972	24558	Joint Kit
A1693602972	24559	Joint Kit
A1693603972	24557	Joint Kit
A1693603972	24556	Joint Kit
A1693604072	24557	Joint Kit
A1693604072	24556	Joint Kit
A1693604372	24558	Joint Kit
A1693604372	24559	Joint Kit
A1693604472	24558	Joint Kit
A1693605272	24556	Joint Kit
A1693605272	24557	Joint Kit
A1693606072	24556	Joint Kit
A1693606072	24557	Joint Kit
A1693606272	24561	Boot Kit
A1693606272	24556	Joint Kit
A1693606272	24557	Joint Kit
A1693660091	24560	Boot Kit
A1693660191	24563	Boot Kit
A6383341734	20163	Driveshaft
A6383342334	21011	Driveshaft
A6393500710	24168	Driveshaft
A6393501510	24168	Driveshaft
A9013300001	24631	Joint Kit

OE	Spidan	Description / Bezeichnung
----	--------	------------------------------

A9013300001	24633	Joint Kit
A9013370085	24634	Boot Kit
A9013370185	24632	Boot Kit

**MINI**

31601493977	24394	Joint Kit
31601503306	24394	Joint Kit
31601503307	24394	Joint Kit
31607514450	24394	Joint Kit
31607514475	24394	Joint Kit
31607514476	24394	Joint Kit
31607514477	24394	Joint Kit
31607514478	24394	Joint Kit
31607518237	24394	Joint Kit
31607518238	24394	Joint Kit
31607518245	24393	Boot Kit
31607518247	24392	Joint Kit
31607518248	24392	Joint Kit
31607518259	24395	Boot Kit
31607518260	24394	Joint Kit
31607518261	24394	Joint Kit
31607533215	24392	Joint Kit
31607533216	24392	Joint Kit
31607574850	24394	Joint Kit
31607574852	24394	Joint Kit
31607574866	24392	Joint Kit
31607574869	24392	Joint Kit

**MITSUBISHI**

3815A037	21747	Joint Kit
3815A037	21759	Joint Kit
3815A133	21747	Joint Kit
3815A134	21747	Joint Kit
3815A134	21759	Joint Kit
MB109180	21381	Joint Kit
MB109181	21381	Joint Kit
MB109181	26231	Boot Kit

OE	Spidan	Description / Bezeichnung
----	--------	------------------------------

<b>MITSUBISHI</b>		
OE	Spidan	Description / Bezeichnung
MB176160	21381	Joint Kit
MB176161	21381	Joint Kit
MB176161	26231	Boot Kit
MB176463	21381	Joint Kit
MB176464	21381	Joint Kit
MB176861	26231	Boot Kit
MB176864	21381	Joint Kit
MB176865	21381	Joint Kit
MB176866	21381	Joint Kit
MB176867	21381	Joint Kit
MB176872	21382	Joint Kit
MB178865	21381	Joint Kit
MB232240	23143	Boot Kit
MB297121KD	21381	Joint Kit
MB297148	21381	Joint Kit
MB297320	21382	Joint Kit
MB297339	26231	Boot Kit
MB297340	26231	Boot Kit
MB297343	21381	Joint Kit
MB297344	21381	Joint Kit
MB297345	21381	Joint Kit
MB297346	21381	Joint Kit
MB297347	21381	Joint Kit
MB297348	21381	Joint Kit
MB297352	21381	Joint Kit
MB297353	21381	Joint Kit
MB297372	20353	Joint Kit
MB297372	24210	Joint Kit
MB297373	20353	Joint Kit
MB297373	24210	Joint Kit
MB297376	21382	Joint Kit
MB297377	21382	Joint Kit
MB297385	21382	Joint Kit
MB297429	26102	Boot Kit
MB297454	26231	Boot Kit
MB297491	20353	Joint Kit
MB297491	21382	Joint Kit

OE	Spidan	Description / Bezeichnung
----	--------	------------------------------

MB297491	24210	Joint Kit
MB297492	24210	Joint Kit
MB297492	20353	Joint Kit
MB297500	21382	Joint Kit
MB297501	21382	Joint Kit
MB297661	21381	Joint Kit
MB297662	21381	Joint Kit
MB297815	21382	Joint Kit
MB297818	21382	Joint Kit
MB297871	20924	Joint Kit
MB297872	20924	Joint Kit
MB297874	21381	Joint Kit
MB297928	21382	Joint Kit
MB297929	21382	Joint Kit
MB297991	24215	Joint Kit
MB297992	24215	Joint Kit
MB297999	21381	Joint Kit
MB393130	26231	Boot Kit
MB525577	21381	Joint Kit
MB525577	24212	Joint Kit
MB526063	21381	Joint Kit
MB526064	21381	Joint Kit
MB526066	21381	Joint Kit
MB526067	21381	Joint Kit
MB526117	21381	Joint Kit
MB526118	21381	Joint Kit
MB526139	20353	Joint Kit
MB526139	21381	Joint Kit
MB526139	24210	Joint Kit
MB526141	24226	Joint Kit
MB526145	24226	Joint Kit
MB526270	24226	Joint Kit
MB526271	24226	Joint Kit
MB526272	24226	Joint Kit
MB526350	24210	Joint Kit
MB526350	20353	Joint Kit
MB526353	20353	Joint Kit
MB526353	24210	Joint Kit

OE	Spidan	Description / Bezeichnung
----	--------	------------------------------

MB526377	20353	Joint Kit
MB526377	24210	Joint Kit
MB526443	21381	Joint Kit
MB526444	21381	Joint Kit
MB526453	20353	Joint Kit
MB526453	21381	Joint Kit
MB526453	24210	Joint Kit
MB526454	24210	Joint Kit
MB526454	20353	Joint Kit
MB526454	21381	Joint Kit
MB526455	21382	Joint Kit
MB526456	21382	Joint Kit
MB526463	20353	Joint Kit
MB526463	24210	Joint Kit
MB526464	20353	Joint Kit
MB526464	21382	Joint Kit
MB526464	24210	Joint Kit
MB526464	24210	Joint Kit
MB526492	26231	Boot Kit
MB526531	21381	Joint Kit
MB526533	24210	Joint Kit
MB526533	20353	Joint Kit
MB526544	24225	Joint Kit
MB526547	21381	Joint Kit
MB526548	21381	Joint Kit
MB526551	24225	Joint Kit
MB526553	24225	Joint Kit
MB526558	24212	Joint Kit
MB526581	21381	Joint Kit
MB526582	21381	Joint Kit
MB526613	24212	Joint Kit
MB526614	24212	Joint Kit
MB526666	20353	Joint Kit
MB526666	24210	Joint Kit
MB526772	21176	Joint Kit
MB526774	21176	Joint Kit
MB526829	20353	Joint Kit
MB526829	21382	Joint Kit
MB526829	24210	Joint Kit

OE	Spidan	Description / Bezeichnung
----	--------	------------------------------

<b>MITSUBISHI</b>		
MB526853	21381	Joint Kit
MB526854	21381	Joint Kit
MB526859	24212	Joint Kit
MB526865	21381	Joint Kit
MB526866	21381	Joint Kit
MB526867	24212	Joint Kit
MB526868	24212	Joint Kit
MB526869	24212	Joint Kit
MB526873	21381	Joint Kit
MB526897	21381	Joint Kit
MB526898	21381	Joint Kit
MB526908	20924	Joint Kit
MB526909	20924	Joint Kit
MB526911	24225	Joint Kit
MB526972	24215	Joint Kit
MB526973	24215	Joint Kit
MB526977	23252	Boot Kit
MB526999	21381	Joint Kit
MB620051	26231	Boot Kit
MB620755	21176	Joint Kit
MB620756	21176	Joint Kit
MB620770	21381	Joint Kit
MB620899	20926	Joint Kit
MB620900	20926	Joint Kit
MB837184	20926	Joint Kit
MB837195	20926	Joint Kit
MB837263	20323	Joint Kit
MB837426	20926	Joint Kit
MB896525	24214	Joint Kit
MB896526	24214	Joint Kit
MB896742	20184	Joint Kit
MB896778	20926	Joint Kit
MB896787	20926	Joint Kit
MB896788	20926	Joint Kit
MB896789	20926	Joint Kit
MB896790	20926	Joint Kit
MB936363	20926	Joint Kit

OE	Spidan	Description / Bezeichnung
----	--------	------------------------------

MB936365	20926	Joint Kit
MB937996	24214	Joint Kit
MB937997	23252	Boot Kit
MN147105	20323	Joint Kit
MR110029	21759	Joint Kit
MR110030	21759	Joint Kit
MR110031	21747	Joint Kit
MR110032	21747	Joint Kit
MR110120	20926	Joint Kit
MR110199	20926	Joint Kit
MR110207	20926	Joint Kit
MR110208	20926	Joint Kit
MR111365	21759	Joint Kit
MR111366	21759	Joint Kit
MR111367	21747	Joint Kit
MR111368	21747	Joint Kit
MR111573	24226	Joint Kit
MR111574	24226	Joint Kit
MR11162	21540	Boot Kit
MR111854	24214	Joint Kit
MR176551	21759	Joint Kit
MR176553	21747	Joint Kit
MR176639	20926	Joint Kit
MR176640	20926	Joint Kit
MR196310	21747	Joint Kit
MR196868	20926	Joint Kit
MR196869	20926	Joint Kit
MR196872	20926	Joint Kit
MR196873	20926	Joint Kit
MR232363	23686	Joint Kit
MR263171	21842	Boot Kit
MR263174	21747	Joint Kit
MR263174	21759	Joint Kit
MR263884	21759	Joint Kit
MR263886	21747	Joint Kit
MR276442	23144	Boot Kit
MR290600	21790	Joint Kit
MR305856	23143	Boot Kit

OE	Spidan	Description / Bezeichnung
----	--------	------------------------------

MR331261	23143	Boot Kit
MR377042	21790	Joint Kit
MR377293	21720	Joint Kit
MR377294	21720	Joint Kit
MR377295	21718	Joint Kit
MR377296	21718	Joint Kit
MR377715	23669	Joint Kit
MR580554	21790	Joint Kit
MR580561	23686	Joint Kit
MR910297	23667	Joint Kit
MR910298	21747	Joint Kit
MR910298	21759	Joint Kit
MR912134	20621	Joint Kit
MR912135	20621	Joint Kit
MR912136	20621	Joint Kit
XB297339	26231	Boot Kit
XB620051	26231	Boot Kit

<b>NISSAN</b>		
3020513A25	21308	Joint Kit
326461	20983	Joint Kit
326462	20983	Joint Kit
326582	20983	Joint Kit
3910001A00	21308	Joint Kit
3910001A01	21308	Joint Kit
3910001B01	24433	Joint Kit
3910001B02	24433	Joint Kit
3910001B05	24433	Joint Kit
3910001B11	24433	Joint Kit
3910001B15	24433	Joint Kit
3910001B60	24433	Joint Kit
3910001E02	24409	Joint Kit
3910002A00	21308	Joint Kit
3910002E02	24409	Joint Kit
3910003A00	21308	Joint Kit
3910003A01	21308	Joint Kit
3910005E02	24440	Joint Kit
391000F000	24524	Driveshaft

OE	Spidan	Description / Bezeichnung	OE	Spidan	Description / Bezeichnung	OE	Spidan	Description / Bezeichnung
<b>NISSAN</b>			3910044B10	20104	Joint Kit	3910078G60	24450	Joint Kit
391000M000	24432	Joint Kit	3910044B12	20104	Joint Kit	391007F002	24524	Driveshaft
391000M005	24432	Joint Kit	3910045B00	20099	Joint Kit	3910085E00	24440	Joint Kit
391000M301	24439	Joint Kit	391004F100	20099	Joint Kit	3910085E10	24440	Joint Kit
391000M900	24439	Joint Kit	391004F400	20099	Joint Kit	391009U005	24727	Driveshaft
391000M905	24439	Joint Kit	3910050A00	21315	Joint Kit	391009U20A	24729	Driveshaft
391000M910	24439	Joint Kit	3910050Y00	24432	Joint Kit	39100BC500	24725	Driveshaft
391000M970	24439	Joint Kit	3910050Y10	24432	Joint Kit	39100BC55A	24725	Driveshaft
3910010E02	24440	Joint Kit	3910051Y00	24432	Joint Kit	39100BC600	24730	Driveshaft
3910011A00	20904	Joint Kit	3910052Y00	24432	Joint Kit	39100BH00A	24730	Driveshaft
3910011A10	20904	Joint Kit	3910053Y00	24432	Joint Kit	39100BM510	24547	Joint Kit
3910011A20	20904	Joint Kit	3910055A00	20900	Joint Kit	39100D5600	24440	Joint Kit
3910011M00	20904	Joint Kit	3910060A10	24436	Joint Kit	39100D5610	24440	Joint Kit
3910011M05	20904	Joint Kit	3910060Y00	24439	Joint Kit	39100EB300	24618	Driveshaft
3910011R00	20904	Joint Kit	3910060Y05	24439	Joint Kit	39100M7270	20903	Joint Kit
3910012A00	20904	Joint Kit	3910060Y10	21188	Joint Kit	3910101A00	21308	Joint Kit
3910012A10	20904	Joint Kit	3910060Y15	21188	Joint Kit	3910101A01	21308	Joint Kit
3910012A20	20904	Joint Kit	3910061Y06	24439	Joint Kit	3910101B00	24433	Joint Kit
3910013A00	20904	Joint Kit	3910061Y16	21188	Joint Kit	3910101B05	24433	Joint Kit
3910013A01	20904	Joint Kit	3910062Y00	21188	Joint Kit	3910101B15	24433	Joint Kit
3910013A10	20904	Joint Kit	3910062Y05	24439	Joint Kit	3910101E02	24409	Joint Kit
3910013A20	20904	Joint Kit	3910062Y10	21188	Joint Kit	3910101J00	20559	Joint
3910015A05	20904	Joint Kit	3910062Y15	21188	Joint Kit	3910101J10	20559	Joint
3910016E00	24440	Joint Kit	3910063Y00	24439	Joint Kit	3910102A00	21308	Joint Kit
3910016E02	24440	Joint Kit	3910063Y01	24439	Joint Kit	3910102E02	24409	Joint Kit
3910016R05	20904	Joint Kit	3910063Y10	21188	Joint Kit	3910103A00	21308	Joint Kit
391001U600	24724	Driveshaft	3910063Y11	21188	Joint Kit	3910103A01	21308	Joint Kit
3910026E00	24440	Joint Kit	3910064Y00	24435	Joint Kit	391010400	24409	Joint Kit
3910026E10	24440	Joint Kit	3910064Y05	24435	Joint Kit	3910105E02	24440	Joint Kit
3910031G00	24450	Joint Kit	3910065A00	24436	Joint Kit	391010M005	24432	Joint Kit
3910031U00	21162	Joint Kit	3910065A10	24436	Joint Kit	391010M301	24439	Joint Kit
3910032U05	21162	Joint Kit	3910071J00	24430	Joint Kit	391010M900	24439	Joint Kit
3910041B00	20099	Joint Kit	3910071J10	24431	Joint Kit	391010M905	24439	Joint Kit
3910041B05	20099	Joint Kit	3910072J10	24429	Joint Kit	391010M910	24439	Joint Kit
3910041F100	20099	Joint Kit	3910072J20	24428	Joint Kit	391010M970	24439	Joint Kit
3910041F400	20099	Joint Kit	3910073J00	24428	Joint Kit	3910110A01	20904	Joint Kit
3910044B00	20104	Joint Kit	3910073J20	24429	Joint Kit	3910110E02	24440	Joint Kit
3910044B02	20104	Joint Kit	3910078G00	24450	Joint Kit	3910111A00	20904	Joint Kit

OE	Spidan	Description / Bezeichnung
----	--------	------------------------------

NISSAN		
3910111A10	20904	Joint Kit
3910111A20	20904	Joint Kit
3910111M00	20904	Joint Kit
3910111M05	20904	Joint Kit
3910112A00	20904	Joint Kit
3910112A10	20904	Joint Kit
3910112A20	20904	Joint Kit
3910113A00	20904	Joint Kit
3910113A01	20904	Joint Kit
3910113A10	20904	Joint Kit
3910113A20	20904	Joint Kit
3910116E00	24440	Joint Kit
3910116E02	24440	Joint Kit
3910116R05	20904	Joint Kit
391011U600	24723	Driveshaft
3910126E00	24440	Joint Kit
3910131U00	21162	Joint Kit
3910132U05	21162	Joint Kit
3910141B00	20099	Joint Kit
3910141B05	20099	Joint Kit
3910141F100	20099	Joint Kit
3910141F400	20099	Joint Kit
3910144B00	20104	Joint Kit
3910144B02	20104	Joint Kit
3910144B10	20104	Joint Kit
3910144B12	20104	Joint Kit
3910145B00	20099	Joint Kit
391014F100	20099	Joint Kit
391014F400	20099	Joint Kit
391014F401	20099	Joint Kit
3910150A00	21315	Joint Kit
3910150Y00	24432	Joint Kit
3910150Y01	24432	Joint Kit
3910150Y10	24432	Joint Kit
3910151Y00	24432	Joint Kit
3910152Y00	24432	Joint Kit
3910152Y10	24432	Joint Kit

OE	Spidan	Description / Bezeichnung
----	--------	------------------------------

3910153Y00	24432	Joint Kit
3910155A00	20900	Joint Kit
3910160A10	24436	Joint Kit
3910160Y00	24439	Joint Kit
3910160Y05	24439	Joint Kit
3910160Y10	21188	Joint Kit
3910160Y15	21188	Joint Kit
3910161Y07	24439	Joint Kit
3910161Y17	21188	Joint Kit
3910162Y00	21188	Joint Kit
3910162Y05	24439	Joint Kit
3910162Y10	21188	Joint Kit
3910162Y15	21188	Joint Kit
3910162Y16	21188	Joint Kit
3910163Y00	24439	Joint Kit
3910163Y01	24439	Joint Kit
3910163Y11	21188	Joint Kit
3910163Y15	21188	Joint Kit
3910164Y00	24435	Joint Kit
3910164Y05	24435	Joint Kit
3910165A00	24436	Joint Kit
3910165A05	24436	Joint Kit
3910165A10	24436	Joint Kit
3910170J00	24430	Joint Kit
3910170J10	24431	Joint Kit
3910173J00	24428	Joint Kit
3910173J20	24429	Joint Kit
3910185E00	24440	Joint Kit
3910185E10	24440	Joint Kit
391019U005	24726	Driveshaft
391019U20A	24740	Driveshaft
39101BC500	24723	Driveshaft
39101BC55A	24723	Driveshaft
39101BC600	24728	Driveshaft
39101BH00A	24728	Driveshaft
39101BM510	24547	Joint Kit
39101D5600	24440	Joint Kit
39101D5610	24440	Joint Kit

OE	Spidan	Description / Bezeichnung
----	--------	------------------------------

39101M7270	20903	Joint Kit
39112M7225	20903	Joint Kit
39113M7275	20903	Joint Kit
3920211A25	21308	Joint Kit
3920213A25	21308	Joint Kit
3920213A91	21308	Joint Kit
3920401B26	24433	Joint Kit
3920401B28	24433	Joint Kit
3920501A25	21308	Joint Kit
3920501A26	21308	Joint Kit
3920511A25	20904	Joint Kit
39210A03G0	21160	Joint Kit
39210Y02G0	20983	Joint Kit
392112F025	20232	Joint Kit
392112F225	21531	Joint Kit
392112Y070	24548	Joint Kit
392114F125	20099	Joint Kit
392114F126	20090	Joint Kit
392114F128	20090	Joint Kit
392114F425	20099	Joint Kit
3921150A00	21315	Joint Kit
3921150Y00	24432	Joint Kit
3921155A00	20900	Joint Kit
392115M427	24536	Joint Kit
3921160Y00	24439	Joint Kit
3921160Y10	21188	Joint Kit
3921164Y00	24435	Joint Kit
3921171J00	24430	Joint Kit
3921171J25	24430	Joint Kit
3921171J26	24431	Joint Kit
3921171J27	24430	Joint Kit
3921172J25	24429	Joint Kit
3921173J00	24428	Joint Kit
3921173J25	24428	Joint Kit
3921173J26	24428	Joint Kit
3921173J27	24429	Joint Kit
392117F000	24641	Joint Kit
39211AY125	24456	Joint Kit

OE	Spidan	Description / Bezeichnung
----	--------	------------------------------

<b>NISSAN</b>		
39211BM427	24536	Joint Kit
39211BM526	24547	Joint Kit
39211BM726	24530	Joint Kit
3924101E00	26197	Boot Kit
3924101E25	26181	Boot Kit
3924101E26	26181	Boot Kit
3924101E27	26181	Boot Kit
3924101E28	26181	Boot Kit
3924101E85	26181	Boot Kit
3924101E86	26181	Boot Kit
3924101E87	26181	Boot Kit
392410F000	24642	Boot Kit
392410M626	26181	Boot Kit
392412U625	24612	Boot Kit
3924153J25	24368	Boot Kit
3924153J26	24368	Boot Kit
3924153J27	24368	Boot Kit
392415V100	24549	Boot Kit
392415V125	24549	Boot Kit
392415V127	24549	Boot Kit
3924164J25	26181	Boot Kit
3924164J26	26181	Boot Kit
3924164J27	26181	Boot Kit
3924171J25	26178	Boot Kit
3924172J25	26175	Boot Kit
3924173J25	26175	Boot Kit
39241AV326	21540	Boot Kit
39241BM725	24535	Boot Kit
39241BU125	24537	Boot Kit
3930110A01	20904	Joint Kit
3930111A00	20904	Joint Kit
3930112A00	20904	Joint Kit
3930113A00	20904	Joint Kit
3930113A01	20904	Joint Kit
39720Q9026	24430	Joint Kit
397415M325	24369	Boot Kit
3974171J25	26176	Boot Kit

OE	Spidan	Description / Bezeichnung
----	--------	------------------------------

3974171J25	26180	Boot Kit
3974171J26	26179	Boot Kit
3974173J25	26177	Boot Kit
397417Y028	24620	Joint w. Shaft
397419E026	24369	Boot Kit
40010M7226	20903	Joint Kit
40011M5626	20903	Joint Kit
5458020	24524	Driveshaft
C9211EB30A	24619	Joint Kit
C9241EB30A	24621	Boot Kit
C9241JA00A	24616	Boot Kit
C9241JA11A	24615	Boot Kit
C9241JD02B	24617	Boot Kit
C9241JD0JB	24617	Boot Kit
C92DAJA00A	24616	Boot Kit
C97417Y010	24613	Boot Kit
C9741JA00A	24614	Boot Kit
C97DAJA00A	24614	Boot Kit

<b>OPEL / VAUXHALL</b>		
07837457	21431	Driveshaft
13124206	24085	Driveshaft
13124675	24077	Driveshaft
13124676	24078	Driveshaft
13124679	24087	Driveshaft
13124680	24088	Driveshaft
13136379	24079	Driveshaft
13136382	24081	Driveshaft
13149829	24779	Driveshaft
13149830	24780	Driveshaft
13149833	24781	Driveshaft
13149834	24782	Driveshaft
13150502	24783	Driveshaft
13150503	24784	Driveshaft
13166587	24600	Driveshaft
13166590	24603	Driveshaft
13166591	24604	Driveshaft
13191328	24082	Driveshaft

OE	Spidan	Description / Bezeichnung
----	--------	------------------------------

13243461	24068	Driveshaft
13248652	24788	Driveshaft
13248675	24786	Driveshaft
13248676	24787	Driveshaft
13250859	24785	Driveshaft
13291736	24591	Boot Kit
13291737	23024	Boot Kit
13291739	24594	Boot Kit
13291748	24296	Boot Kit
13296057	24590	Joint Kit
13296059	23984	Joint Kit
13296060	24593	Joint Kit
13296185	24590	Joint Kit
13296187	23984	Joint Kit
13296188	24593	Joint Kit
1603004	22280	Boot Kit
1603005	21807	Boot Kit
1603012	23993	Boot Kit
1603012	21534	Boot Kit
1603014	23202	Boot Kit
1603142	26085	Boot Kit
1603178	23103	Boot Kit
1603179	26027	Boot Kit
1603180	26039	Boot Kit
1603183	23202	Boot Kit
1603188	21196	Boot Kit
1603189	24281	Boot Kit
1603197	22291	Boot Kit
1603203	26027	Boot Kit
1603204	22290	Boot Kit
1603205	26100	Boot Kit
1603207	21823	Boot Kit
1603212	22279	Boot Kit
1603226	24694	Boot Kit
1603230	22280	Boot Kit
1603231	24281	Boot Kit
1603232	23024	Boot Kit
1603233	23798	Joint Kit



OE	Spidan	Description / Bezeichnung
----	--------	------------------------------

OPEL / VAUXHALL		
1603234	23984	Joint Kit
1603238	23202	Boot Kit
1603249	23045	Boot Kit
1603250	23216	Boot Kit
1603251	23991	Joint Kit
1603259	23990	Boot Kit
1603260	24695	Boot Kit
1603261	23989	Joint Kit
1603270	23997	Joint Kit
1603273	23985	Joint Kit
1603274	23987	Joint Kit
1603275	23984	Joint Kit
1603276	23986	Boot Kit
1603277	23988	Boot Kit
1603278	23024	Boot Kit
1603367	24591	Boot Kit
1603398	23989	Joint Kit
1603400	24695	Boot Kit
1603405	24295	Joint Kit
1603406	24296	Boot Kit
1603411	24297	Joint Kit
1603412	24298	Boot Kit
1603436	23024	Boot Kit
1603451	24594	Boot Kit
1604251	26090	Boot Kit
1604252	26091	Boot Kit
202435DE5	22291	Boot Kit
20424726	21807	Boot Kit
24427062	24054	Driveshaft
24427062	24052	Driveshaft
24427064	24053	Driveshaft
24427064	24055	Driveshaft
24451255	24635	Driveshaft
24451256	24636	Driveshaft
24462241	24080	Driveshaft
24462246	24086	Driveshaft
24462249	24083	Driveshaft

OE	Spidan	Description / Bezeichnung
----	--------	------------------------------

24462250	24084	Driveshaft
26029827	21470	Driveshaft
26029828	21471	Driveshaft
26032411	21429	Joint Kit
26032412	21471	Driveshaft
26032413	24281	Boot Kit
26032414	21470	Driveshaft
26039984	22291	Boot Kit
26060699	21800	Joint Kit
26067600	21800	Joint Kit
26067603	21807	Boot Kit
26070498	21807	Boot Kit
26073421	22280	Boot Kit
26076878	24053	Driveshaft
26076879	24052	Driveshaft
26076882	24000	Driveshaft
26076883	23999	Driveshaft
26076886	24055	Driveshaft
26076892	24054	Driveshaft
26089775	21429	Joint Kit
26089775	24280	Joint Kit
26092313	24055	Driveshaft
26094867	24056	Driveshaft
26094870	22280	Boot Kit
26095017	24057	Driveshaft
26099197	24281	Boot Kit
26119529	24785	Driveshaft
26119530	24780	Driveshaft
374002	21195	Joint Kit
374003	20183	Joint Kit
374014	23202	Boot Kit
374020	21409	Driveshaft
374027	21451	Joint Kit
374040	26100	Boot Kit
374050	26039	Boot Kit
374053	21800	Joint Kit
374064	21447	Driveshaft
374065	21448	Driveshaft

OE	Spidan	Description / Bezeichnung
----	--------	------------------------------

374078	21431	Driveshaft
374082	24369	Boot Kit
374094	23103	Boot Kit
374101	23104	Boot Kit
374106	21466	Driveshaft
374118	21457	Joint Kit
374120	21458	Driveshaft
374121	21459	Driveshaft
374122	21441	Driveshaft
374128	21431	Driveshaft
374144	21409	Driveshaft
374145	21428	Joint Kit
374145	21408	Driveshaft
374146	21412	Driveshaft
374148	21457	Joint Kit
374172	21439	Driveshaft
374173	21466	Driveshaft
374173	21440	Driveshaft
374174	21442	Driveshaft
374175	21428	Joint Kit
374176	21427	Joint Kit
374178	21407	Driveshaft
374183	21433	Driveshaft
374184	21434	Driveshaft
374185	21435	Driveshaft
374187	24062	Driveshaft
374188	21406	Driveshaft
374195	21457	Joint Kit
374203	24062	Driveshaft
374205	23104	Boot Kit
374210	21406	Driveshaft
374211	21407	Driveshaft
374212	23124	Boot Kit
374213	20181	Joint Kit
374218	21429	Joint Kit
374221	21470	Driveshaft
374222	21471	Driveshaft
374226	24062	Driveshaft

OE	Spidan	Description / Bezeichnung	OE	Spidan	Description / Bezeichnung	OE	Spidan	Description / Bezeichnung
<b>OPEL / VAUXHALL</b>			374373	23999	Driveshaft	374827	24787	Driveshaft
374235	21433	Driveshaft	374374	24055	Driveshaft	374842	24590	Joint Kit
374236	21434	Driveshaft	374375	24054	Driveshaft	374843	23984	Joint Kit
374238	21435	Driveshaft	374377	24280	Joint Kit	374844	24593	Joint Kit
374241	20183	Joint Kit	374403	23992	Joint Kit	414147	21489	Driveshaft
374243	22290	Boot Kit	374413	24055	Driveshaft	414159	21480	Driveshaft
374247	24062	Driveshaft	374429	23202	Boot Kit	414160	21481	Driveshaft
374249	24063	Driveshaft	374466	24056	Driveshaft	414165	21481	Driveshaft
374250	24061	Driveshaft	374468	24057	Driveshaft	414166	21480	Driveshaft
374251	24060	Driveshaft	374470	24600	Driveshaft	414181	21491	Driveshaft
374261	24062	Driveshaft	374473	24635	Driveshaft	414182	21492	Driveshaft
374262	20183	Joint Kit	374474	24636	Driveshaft	4403963	22284	Boot Kit
374263	20181	Joint Kit	374536	24600	Driveshaft	4403971	22284	Boot Kit
374275	21434	Driveshaft	374537	24603	Driveshaft	4409208	21963	Driveshaft
374278	21434	Driveshaft	374543	24077	Driveshaft	4409210	21962	Driveshaft
374282	24062	Driveshaft	374544	24078	Driveshaft	4410859	23244	Boot Kit
374304	21406	Driveshaft	374545	24079	Driveshaft	4414516	21963	Driveshaft
374305	24075	Driveshaft	374547	24081	Driveshaft	4414517	21962	Driveshaft
374306	24076	Driveshaft	374548	24080	Driveshaft	4705279	22288	Boot Kit
374309	22291	Boot Kit	374550	24086	Driveshaft	4705301	22281	Boot Kit
374315	24062	Driveshaft	374551	24083	Driveshaft	4705753	24112	Joint Kit
374317	21583	Driveshaft	374552	24084	Driveshaft	4705754	24112	Joint Kit
374318	21584	Driveshaft	374559	24085	Driveshaft	4705777	22282	Boot Kit
374319	23202	Boot Kit	374561	24087	Driveshaft	4710013	24596	Driveshaft
374321	24066	Driveshaft	374562	24088	Driveshaft	4710017	24595	Driveshaft
374322	24068	Driveshaft	374591	24082	Driveshaft	4710021	24598	Driveshaft
374323	24073	Driveshaft	374593	24604	Driveshaft	4710021	24643	Joint Kit
374324	24074	Driveshaft	374632	24785	Driveshaft	4710837	24644	Boot Kit
374327	24071	Driveshaft	374633	24780	Driveshaft	4711022	24597	Driveshaft
374328	24072	Driveshaft	374788	24779	Driveshaft	4711022	24643	Joint Kit
374329	21822	Joint Kit	374789	24780	Driveshaft	4800864	23143	Boot Kit
374349	24058	Driveshaft	374790	24781	Driveshaft	7837457	21431	Driveshaft
374350	24059	Driveshaft	374791	24782	Driveshaft	7837698	23103	Boot Kit
374351	24111	Joint Kit	374792	24783	Driveshaft	7837699	23104	Boot Kit
374368	21800	Joint Kit	374793	24784	Driveshaft	7839612	23103	Boot Kit
374370	24053	Driveshaft	374818	24785	Driveshaft	7843342	21431	Driveshaft
374371	24052	Driveshaft	374825	24788	Driveshaft	7846324	23104	Boot Kit
374372	24000	Driveshaft	374826	24786	Driveshaft	90009020	26100	Boot Kit

OE	Spidan	Description / Bezeichnung
----	--------	------------------------------

OPEL / VAUXHALL		
90009024	26027	Boot Kit
90009025	26085	Boot Kit
90009975	21447	Driveshaft
90009980	21448	Driveshaft
90095162	26085	Boot Kit
90125491	26039	Boot Kit
90157133	21447	Driveshaft
90157134	21448	Driveshaft
90216108	21466	Driveshaft
90222598	21489	Driveshaft
90278734	21457	Joint Kit
90297709	26090	Boot Kit
90297710	26091	Boot Kit
90334947	21428	Joint Kit
90345303	20181	Joint Kit
90348324	21408	Driveshaft
90348325	21409	Driveshaft
90348330	21412	Driveshaft
90350730	21442	Driveshaft
90350824	21433	Driveshaft
90350865	21407	Driveshaft
90350905	21406	Driveshaft
90350907	21434	Driveshaft
90350908	21433	Driveshaft
90350910	21435	Driveshaft
90369289	21491	Driveshaft
90369290	21492	Driveshaft
90375228	21457	Joint Kit
90421746	26027	Boot Kit
90421747	26039	Boot Kit
90421756	26100	Boot Kit
90444327	21407	Driveshaft
90444328	21406	Driveshaft
90444342	21196	Boot Kit
90444342	23124	Boot Kit
90446236	23124	Boot Kit
90446285	21196	Boot Kit

OE	Spidan	Description / Bezeichnung
----	--------	------------------------------

90446895	21481	Driveshaft
90465499	24062	Driveshaft
90465865	21480	Driveshaft
90496357	24062	Driveshaft
90496368	20183	Joint Kit
90496973	24060	Driveshaft
90496974	24061	Driveshaft
90496976	24063	Driveshaft
90498406	20181	Joint Kit
90498412	20183	Joint Kit
90498637	24062	Driveshaft
90511247	21433	Driveshaft
90511248	21434	Driveshaft
90511255	21433	Driveshaft
90511257	21435	Driveshaft
90511447	24062	Driveshaft
90512357	22291	Boot Kit
90512384	24060	Driveshaft
90512385	24061	Driveshaft
90512386	24063	Driveshaft
90512927	21480	Driveshaft
90512928	21481	Driveshaft
90512983	24062	Driveshaft
90538427	21195	Joint Kit
90538428	24111	Joint Kit
90538595	20183	Joint Kit
90538602	24066	Driveshaft
90538603	24068	Driveshaft
90538604	24073	Driveshaft
90538605	24074	Driveshaft
90539771	24071	Driveshaft
90539783	24072	Driveshaft
90540502	21442	Driveshaft
90540865	21433	Driveshaft
90540911	21434	Driveshaft
90541448	22290	Boot Kit
90542771	26027	Boot Kit
90542781	21407	Driveshaft

OE	Spidan	Description / Bezeichnung
----	--------	------------------------------

90542782	21406	Driveshaft
90542853	22290	Boot Kit
90542853	26039	Boot Kit
90543336	23202	Boot Kit
90543598	24062	Driveshaft
90576706	21583	Driveshaft
90576707	21584	Driveshaft
90576847	24075	Driveshaft
90576848	24076	Driveshaft
9110659	22284	Boot Kit
9111971	22284	Boot Kit
91166707	21963	Driveshaft
91166708	21962	Driveshaft
91168794	21963	Driveshaft
91168795	21962	Driveshaft
9117407	24066	Driveshaft
9117408	24068	Driveshaft
9117409	24073	Driveshaft
9117410	24074	Driveshaft
9117413	24071	Driveshaft
9117414	24072	Driveshaft
9117611	21822	Joint Kit
9117612	21823	Boot Kit
9117640	22279	Boot Kit
9117957	21428	Joint Kit
9117957	21408	Driveshaft
9117958	21409	Driveshaft
9118603	24075	Driveshaft
9118604	24076	Driveshaft
9118649	21823	Boot Kit
9118652	22279	Boot Kit
9119914	24058	Driveshaft
9119915	24059	Driveshaft
9156441	24058	Driveshaft
9156442	24059	Driveshaft
9186550	24600	Driveshaft
9201725	23992	Joint Kit
9201727	23993	Boot Kit

OE	Spidan	Description / Bezeichnung
----	--------	------------------------------

OPEL / VAUXHALL		
92100311	26100	Boot Kit
93170265	24112	Joint Kit
93170266	24112	Joint Kit
93170398	24694	Boot Kit
93173409	23798	Joint Kit
93173410	23984	Joint Kit
93173418	23024	Boot Kit
93173430	21457	Joint Kit
93176743	23991	Joint Kit
93176745	23045	Boot Kit
93180019	23989	Joint Kit
93180022	23990	Boot Kit
93180023	24695	Boot Kit
93182542	23988	Boot Kit
93182543	23987	Joint Kit
93182571	23997	Joint Kit
93182573	23986	Boot Kit
93182574	23024	Boot Kit
93182575	23985	Joint Kit
93182576	23984	Joint Kit
93185428	23997	Joint Kit
93187468	23989	Joint Kit
93187499	24695	Boot Kit
93189383	26100	Boot Kit
93190187	24295	Joint Kit
93190188	24296	Boot Kit
93190193	24297	Joint Kit
93190194	24298	Boot Kit
93192081	21471	Driveshaft
93192082	21470	Driveshaft
93194650	24596	Driveshaft
93194655	24595	Driveshaft
93194655	24596	Driveshaft
93194659	24643	Joint Kit
93194660	24597	Driveshaft
93194660	24598	Driveshaft
93194660	24643	Joint Kit

OE	Spidan	Description / Bezeichnung
----	--------	------------------------------

93852699	21962	Driveshaft
93856470	21962	Driveshaft
97131399	24368	Boot Kit
97138981	24368	Boot Kit
97148750	24369	Boot Kit
97201314	24369	Boot Kit
974075	24368	Boot Kit
PIAGGIO		
614627	24637	Joint Kit
614628	24637	Joint Kit
614694	24637	Joint Kit
PEUGEOT ( → PSA)		
PORSCHE		
477501185	21889	Joint Kit
90133202610	21803	Driveshaft
91133202414	21894	Driveshaft
91133203308	21806	Driveshaft
91133292301	21897	Joint Kit
92333203302	21808	Driveshaft
92833203340	21825	Driveshaft
92833209700	26154	Boot Kit
92833292201	26154	Boot Kit
92833292401	26155	Boot Kit
92833292402	26134	Boot Kit
93033203704	21895	Driveshaft
93733202101	21810	Driveshaft
94433190100	21821	Joint Kit
94433190300	26131	Boot Kit
94433203707	21841	Driveshaft
94433203801	21818	Driveshaft
95133190100	21896	Joint Kit
95133190300	26122	Boot Kit
95133203802	21830	Driveshaft
95133203803	21830	Driveshaft
95533202401	24577	Driveshaft

OE	Spidan	Description / Bezeichnung
----	--------	------------------------------

95533202411	24197	Driveshaft
95533290100	24232	Boot Kit
95533290110	24233	Boot Kit
95533290200	24238	Joint Kit
95533290300	24234	Boot Kit
95533290310	24235	Boot Kit
95534903812	24198	Driveshaft
95534990100	24237	Joint Kit
95534990102	24237	Joint Kit
95534990200	24236	Joint Kit
95534990201	24236	Joint Kit
95534990301	24230	Boot Kit
95534990400	24231	Boot Kit
96433202408	21834	Driveshaft
PROTON		
2081207	20184	Joint Kit
PSA (CITROËN / PEUGEOT)		
00003272X3	21697	Driveshaft
24969815	21698	Driveshaft
24969905	21697	Driveshaft
26980105	21699	Driveshaft
3270	21685	Driveshaft
32700	21683	Driveshaft
327000	20650	Driveshaft
32700000	21681	Driveshaft
32700000	20652	Driveshaft
327000000	21679	Driveshaft
3270000000	21680	Driveshaft
327200	21615	Driveshaft
327202	21665	Driveshaft
327202	21075	Joint Kit
327204	21629	Driveshaft
327205	21640	Driveshaft
327205	21639	Driveshaft
327206	21640	Driveshaft

OE	Spidan	Description / Bezeichnung
----	--------	------------------------------

PSA (CITROËN / PEUGEOT)		
327208	21681	Driveshaft
327209	21669	Driveshaft
327209	21075	Joint Kit
32720C	21679	Driveshaft
32720F	21683	Driveshaft
32720H	21129	Driveshaft
32720J	21133	Driveshaft
327210	21642	Driveshaft
327210	21075	Joint Kit
327211	21642	Driveshaft
327211	21075	Joint Kit
327212	21642	Driveshaft
327216	21638	Driveshaft
327218	21638	Driveshaft
327218	21605	Driveshaft
327219	21638	Driveshaft
327219	21605	Driveshaft
32721F	21122	Driveshaft
32721K	20651	Driveshaft
32721K	20655	Driveshaft
32721L	20954	Driveshaft
32721N	21131	Driveshaft
32721P	21957	Driveshaft
32721Q	21337	Driveshaft
32721S	21134	Driveshaft
32721T	21345	Driveshaft
32721V	21967	Driveshaft
32721W	21967	Driveshaft
32721W	24328	Driveshaft
32721X	21731	Driveshaft
327220	21615	Driveshaft
327221	21627	Driveshaft
327222	21629	Driveshaft
327227	21658	Driveshaft
327228	21658	Driveshaft
32722K	21699	Driveshaft
32722L	20958	Driveshaft

OE	Spidan	Description / Bezeichnung
----	--------	------------------------------

32722L	21126	Driveshaft
32722L	20956	Driveshaft
32722N	21622	Driveshaft
32722P	21957	Driveshaft
32722Q	21339	Driveshaft
32722S	21134	Driveshaft
32722V	21969	Driveshaft
32722X	21731	Driveshaft
327232	21681	Driveshaft
327235	20687	Driveshaft
327238	20657	Driveshaft
327239	20657	Driveshaft
32723C	21039	Driveshaft
32723K	21638	Driveshaft
32723N	20657	Driveshaft
32723Q	21339	Driveshaft
327244	21656	Driveshaft
327245	21656	Driveshaft
32724C	21039	Driveshaft
32724K	21617	Driveshaft
32724K	21615	Driveshaft
32724L	22871	Driveshaft
32724Q	21341	Driveshaft
32724T	21964	Driveshaft
32724V	21973	Driveshaft
327250	20649	Driveshaft
327251	20651	Driveshaft
327254	20649	Driveshaft
327255	20651	Driveshaft
327255	20655	Driveshaft
327256	20651	Driveshaft
32725C	21042	Driveshaft
32725K	21617	Driveshaft
32725L	23352	Driveshaft
32725L	21124	Driveshaft
32725N	20687	Driveshaft
32725P	21960	Driveshaft
32725Q	21341	Driveshaft

OE	Spidan	Description / Bezeichnung
----	--------	------------------------------

32725T	21964	Driveshaft
32725V	21973	Driveshaft
32725X	21733	Driveshaft
32726C	21042	Driveshaft
32726E	21036	Driveshaft
32726E	20300	Joint Kit
32726F	21128	Driveshaft
32726K	20940	Driveshaft
32726K	20942	Driveshaft
32726P	21960	Driveshaft
32726Q	21345	Driveshaft
32726T	21966	Driveshaft
32726V	21971	Driveshaft
32726W	21131	Driveshaft
32726X	21733	Driveshaft
327275	21659	Driveshaft
327276	21615	Driveshaft
327277	21661	Driveshaft
32727E	20300	Joint Kit
32727E	21036	Driveshaft
32727F	21128	Driveshaft
32727G	21119	Driveshaft
32727J	21697	Driveshaft
32727K	20944	Driveshaft
32727K	20946	Driveshaft
32727N	21648	Driveshaft
32727S	21133	Driveshaft
32727T	21966	Driveshaft
32727V	21971	Driveshaft
32727W	21131	Driveshaft
327283	21098	Joint Kit
32728E	20300	Joint Kit
32728E	21041	Driveshaft
32728F	21128	Driveshaft
32728J	20649	Driveshaft
32728J	20606	Driveshaft
32728L	21128	Driveshaft
32728N	21955	Driveshaft

OE	Spidan	Description / Bezeichnung	OE	Spidan	Description / Bezeichnung	OE	Spidan	Description / Bezeichnung
<b>PSA (CITROËN / PEUGEOT)</b>			3272C7	21687	Driveshaft	3272G7	20677	Driveshaft
32728Q	21343	Driveshaft	3272C8	21685	Driveshaft	3272G8	20675	Driveshaft
32728R	21131	Driveshaft	3272CQ	21036	Driveshaft	3272G9	20679	Driveshaft
32728S	21134	Driveshaft	3272E0	21685	Driveshaft	3272GE	24259	Driveshaft
32728T	21969	Driveshaft	3272E1	21683	Driveshaft	3272GF	24259	Driveshaft
32728W	21729	Driveshaft	3272E2	21669	Driveshaft	3272GG	24261	Driveshaft
327291	21629	Driveshaft	3272E3	21679	Driveshaft	3272GH	24261	Driveshaft
327293	21665	Driveshaft	3272E4	21681	Driveshaft	3272GY	24545	Joint Kit
327298	21677	Driveshaft	3272E5	21679	Driveshaft	3272H3	21663	Driveshaft
32729C	24545	Joint Kit	3272EH	21967	Driveshaft	3272H7	21661	Driveshaft
32729C	22871	Driveshaft	3272EJ	21969	Driveshaft	3272HL	24332	Driveshaft
32729E	20300	Joint Kit	3272EK	21971	Driveshaft	3272HP	24250	Driveshaft
32729E	21041	Driveshaft	3272EL	21973	Driveshaft	3272HQ	24250	Driveshaft
32729G	21126	Driveshaft	3272EN	22111	Driveshaft	3272HR	22113	Driveshaft
32729J	20651	Driveshaft	3272EP	22111	Driveshaft	3272HW	24254	Driveshaft
32729K	20948	Driveshaft	3272EQ	22113	Driveshaft	3272HX	24254	Driveshaft
32729K	20950	Driveshaft	3272ER	22113	Driveshaft	3272HY	24256	Driveshaft
32729L	21129	Driveshaft	3272ES	22115	Driveshaft	3272HZ	24256	Driveshaft
32729N	21955	Driveshaft	3272ET	22115	Driveshaft	3272J3	20942	Driveshaft
32729P	21337	Driveshaft	3272EV	22119	Driveshaft	3272J3	20940	Driveshaft
32729Q	21343	Driveshaft	3272EW	22119	Driveshaft	3272J4	20940	Driveshaft
32729R	21131	Driveshaft	3272EX	22117	Driveshaft	3272J4	20942	Driveshaft
32729T	21969	Driveshaft	3272EY	22117	Driveshaft	3272J5	20944	Driveshaft
32729W	21729	Driveshaft	3272F5	21669	Driveshaft	3272J5	20946	Driveshaft
3272A1	21673	Driveshaft	3272F5	21642	Driveshaft	3272J6	20944	Driveshaft
3272A4	20669	Driveshaft	3272F6	21671	Driveshaft	3272J6	20946	Driveshaft
3272A6	20669	Driveshaft	3272F8	21671	Driveshaft	3272J9	20687	Driveshaft
3272A8	21620	Driveshaft	3272F9	21648	Driveshaft	3272JA	24194	Driveshaft
3272AA	21047	Driveshaft	3272F9	21648	Driveshaft	3272JC	24194	Driveshaft
3272AC	21047	Driveshaft	3272FP	21134	Driveshaft	3272JT	21615	Driveshaft
3272AE	21043	Driveshaft	3272FQ	21134	Driveshaft	3272JV	21615	Driveshaft
3272AF	21043	Driveshaft	3272FR	24252	Driveshaft	3272JY	24511	Driveshaft
3272AP	21045	Driveshaft	3272FR	24192	Driveshaft	3272JY	24895	Joint Kit
3272C0	20661	Driveshaft	3272FS	24192	Driveshaft	3272JZ	24513	Driveshaft
3272C0	20628	Driveshaft	3272FS	24252	Driveshaft	3272K2	21615	Driveshaft
3272C1	20671	Driveshaft	3272FT	24373	Driveshaft	3272K8	20956	Driveshaft
3272C3	20663	Driveshaft	3272FV	24373	Driveshaft	3272K8	20958	Driveshaft
3272C5	20667	Driveshaft	3272FW	22111	Driveshaft	3272KW	24268	Driveshaft
			3272G1	21697	Driveshaft			

OE	Spidan	Description / Bezeichnung
----	--------	------------------------------

PSA (CITROËN / PEUGEOT)		
3272KX	24268	Driveshaft
3272KY	24272	Driveshaft
3272KZ	24272	Driveshaft
3272L0	20956	Driveshaft
3272L0	20958	Driveshaft
3272L2	21684	Driveshaft
3272L3	21684	Driveshaft
3272L6	20648	Driveshaft
3272L9	20954	Driveshaft
3272L9	20952	Driveshaft
3272LA	24274	Driveshaft
3272LC	24274	Driveshaft
3272LG	24668	Driveshaft
3272LH	24668	Driveshaft
3272LJ	24276	Driveshaft
3272LK	24276	Driveshaft
3272LL	24278	Driveshaft
3272LN	24278	Driveshaft
3272LV	21729	Driveshaft
3272LW	21731	Driveshaft
3272LX	24767	Driveshaft
3272M0	20952	Driveshaft
3272M0	20954	Driveshaft
3272N0	20687	Driveshaft
3272NR	24457	Driveshaft
3272NS	24457	Driveshaft
3272NT	21967	Driveshaft
3272NT	24328	Driveshaft
3272NW	24330	Driveshaft
3272NY	24332	Driveshaft
3272PL	24256	Driveshaft
3272PR	24457	Driveshaft
3272PS	24457	Driveshaft
3272PV	24270	Driveshaft
3272PW	24270	Driveshaft
3272PZ	24769	Driveshaft
3272Q4	20629	Driveshaft

OE	Spidan	Description / Bezeichnung
----	--------	------------------------------

3272Q6	20631	Driveshaft
3272QC	24770	Driveshaft
3272QE	24770	Driveshaft
3272QH	24674	Driveshaft
3272QJ	24674	Driveshaft
3272QW	24332	Driveshaft
3272QX	24332	Driveshaft
3272QY	24330	Driveshaft
3272QZ	24330	Driveshaft
3272R5	21615	Driveshaft
3272R7	21115	Driveshaft
3272R8	21115	Driveshaft
3272RA	24328	Driveshaft
3272RC	24328	Driveshaft
3272RT	22113	Driveshaft
3272RX	24715	Driveshaft
3272RY	24715	Driveshaft
3272RZ	24717	Driveshaft
3272S2	21691	Driveshaft
3272S3	21695	Driveshaft
3272S5	21691	Driveshaft
3272S5	21689	Driveshaft
3272S6	21693	Driveshaft
3272S6	21695	Driveshaft
3272S7	21958	Driveshaft
3272S8	21958	Driveshaft
3272SA	24717	Driveshaft
3272T0	20647	Driveshaft
3272T4	21656	Driveshaft
3272T7	21699	Driveshaft
3272T8	23350	Driveshaft
3272T9	21697	Driveshaft
3272TZ	24668	Driveshaft
3272V1	20653	Driveshaft
3272V2	20651	Driveshaft
3272V4	20948	Driveshaft
3272V4	20950	Driveshaft
3272V5	20948	Driveshaft

OE	Spidan	Description / Bezeichnung
----	--------	------------------------------

3272V5	20950	Driveshaft
3272X4	21697	Driveshaft
3272X8	23346	Driveshaft
3272X9	23348	Driveshaft
3272Y0	21045	Driveshaft
3272Y1	21045	Driveshaft
3272Y2	21129	Driveshaft
3272Y3	21131	Driveshaft
3272Y4	21131	Driveshaft
3272Y5	21131	Driveshaft
3272Y6	21124	Driveshaft
3272Y7	23352	Driveshaft
3272Y8	23352	Driveshaft
3272YE	21049	Driveshaft
3272Z0	21049	Driveshaft
3272Z1	21699	Driveshaft
3272Z2	21128	Driveshaft
3272Z7	21134	Driveshaft
3272Z8	21134	Driveshaft
327302	21607	Driveshaft
327303	21700	Driveshaft
327304	23351	Driveshaft
327305	21698	Driveshaft
327307	20654	Driveshaft
32730E	21698	Driveshaft
32730F	21698	Driveshaft
32730K	23347	Driveshaft
32730L	23349	Driveshaft
32730N	21046	Driveshaft
32730P	21046	Driveshaft
32730Q	21130	Driveshaft
32730R	21132	Driveshaft
32730S	21132	Driveshaft
32730T	21132	Driveshaft
32730V	21125	Driveshaft
32730W	23353	Driveshaft
32730X	23353	Driveshaft
32730Y	21050	Driveshaft

OE	Spidan	Description / Bezeichnung	OE	Spidan	Description / Bezeichnung	OE	Spidan	Description / Bezeichnung
<b>PSA (CITROËN / PEUGEOT)</b>			32734H	21123	Driveshaft	327365	21616	Driveshaft
32730Z	21050	Driveshaft	32734J	21123	Driveshaft	327366	21617	Driveshaft
327310	20949	Driveshaft	32734S	21120	Driveshaft	327366	21615	Driveshaft
327310	20951	Driveshaft	32734T	21127	Driveshaft	327367	21615	Driveshaft
327311	21613	Driveshaft	32734Y	21048	Driveshaft	327367	21617	Driveshaft
327312	21613	Driveshaft	32734Z	21048	Driveshaft	327369	21616	Driveshaft
327313	20949	Driveshaft	327351	21626	Driveshaft	32736A	23353	Driveshaft
327313	20951	Driveshaft	327352	21626	Driveshaft	32736A	21125	Driveshaft
327317	21622	Driveshaft	327354	21629	Driveshaft	32736G	21127	Driveshaft
327318	21622	Driveshaft	327355	21618	Driveshaft	32736H	21123	Driveshaft
32731C	21123	Driveshaft	327355	21629	Driveshaft	32736J	21130	Driveshaft
32731H	21684	Driveshaft	327357	21628	Driveshaft	32736K	21132	Driveshaft
32731K	21130	Driveshaft	327358	21628	Driveshaft	32736L	21623	Driveshaft
327320	21623	Driveshaft	32735F	20656	Driveshaft	32736N	20658	Driveshaft
327321	21623	Driveshaft	32735H	21698	Driveshaft	32736P	20688	Driveshaft
327323	21619	Driveshaft	32735J	20607	Driveshaft	32736R	21647	Driveshaft
327324	21619	Driveshaft	32735K	20652	Driveshaft	32736T	21956	Driveshaft
327326	21632	Driveshaft	32735L	20656	Driveshaft	32736V	21956	Driveshaft
327327	21632	Driveshaft	32735P	21637	Driveshaft	32736Y	21961	Driveshaft
327329	21631	Driveshaft	32735Q	21616	Driveshaft	32736Z	21961	Driveshaft
32732Q	21127	Driveshaft	32735R	21616	Driveshaft	327371	21075	Joint Kit
32732Y	21116	Driveshaft	32735S	20941	Driveshaft	327371	21666	Driveshaft
32732Z	21116	Driveshaft	32735S	20943	Driveshaft	327373	21628	Driveshaft
327330	21629	Driveshaft	32735T	20947	Driveshaft	327374	21639	Driveshaft
327330	21631	Driveshaft	32735T	20945	Driveshaft	327374	21640	Driveshaft
32733K	21127	Driveshaft	32735T	20945	Driveshaft	327375	21639	Driveshaft
32733L	21040	Driveshaft	32735W	20949	Driveshaft	327377	21682	Driveshaft
32733M	21040	Driveshaft	32735W	20951	Driveshaft	327378	21670	Driveshaft
32733P	21700	Driveshaft	32735X	20953	Driveshaft	327378	21670	Driveshaft
32733Q	24545	Joint Kit	32735X	20955	Driveshaft	327379	21641	Driveshaft
32733Q	22872	Driveshaft	32735Y	20957	Driveshaft	327379	21075	Joint Kit
32733X	21037	Driveshaft	32735Y	20959	Driveshaft	32737F	21338	Driveshaft
32733X	20300	Joint Kit	32735Z	22872	Driveshaft	32737G	21338	Driveshaft
32733Y	20300	Joint Kit	32735Z	22870	Driveshaft	32737H	21340	Driveshaft
32733Y	21037	Driveshaft	327360	21647	Driveshaft	32737J	21340	Driveshaft
32733Z	21123	Driveshaft	327360	21648	Driveshaft	32737K	21342	Driveshaft
327348	21627	Driveshaft	327362	21647	Driveshaft	32737L	21342	Driveshaft
327349	21627	Driveshaft	327364	21618	Driveshaft	32737N	21346	Driveshaft
			327364	21616	Driveshaft	32737Q	21344	Driveshaft



OE	Spidan	Description / Bezeichnung
----	--------	------------------------------

PSA (CITROËN / PEUGEOT)		
32737R	21344	Driveshaft
32737W	21132	Driveshaft
32737X	21132	Driveshaft
327381	21641	Driveshaft
327381	21075	Joint Kit
327387	21637	Driveshaft
327388	21637	Driveshaft
327389	21616	Driveshaft
32738B	21346	Driveshaft
32738G	21965	Driveshaft
32738H	21965	Driveshaft
32738J	21970	Driveshaft
32738K	21970	Driveshaft
32738L	21968	Driveshaft
32738N	21968	Driveshaft
32738P	21970	Driveshaft
32738R	21974	Driveshaft
32738S	21974	Driveshaft
32738T	21972	Driveshaft
32738V	21972	Driveshaft
327390	21626	Driveshaft
327391	21628	Driveshaft
327398	21657	Driveshaft
327399	21657	Driveshaft
32739Z	21132	Driveshaft
3273A3	21682	Driveshaft
3273A6	20688	Driveshaft
3273A9	20658	Driveshaft
3273AA	21132	Driveshaft
3273AC	21730	Driveshaft
3273AE	21730	Driveshaft
3273AH	21734	Driveshaft
3273AJ	21734	Driveshaft
3273AL	21044	Driveshaft
3273AN	21044	Driveshaft
3273AQ	21046	Driveshaft
3273C0	20658	Driveshaft

OE	Spidan	Description / Bezeichnung
----	--------	------------------------------

3273C3	21655	Driveshaft
3273C4	21655	Driveshaft
3273C7	21647	Driveshaft
3273C8	20650	Driveshaft
3273C9	20652	Driveshaft
3273CH	20943	Driveshaft
3273CJ	20941	Driveshaft
3273CJ	20943	Driveshaft
3273CQ	21037	Driveshaft
3273CQ	20300	Joint Kit
3273CW	24253	Driveshaft
3273CW	24193	Driveshaft
3273CX	24193	Driveshaft
3273CX	24253	Driveshaft
3273CY	24374	Driveshaft
3273CZ	24374	Driveshaft
3273E1	21582	Joint Kit
3273E2	20650	Driveshaft
3273E3	20656	Driveshaft
3273E4	20652	Driveshaft
3273E6	21680	Driveshaft
3273EA	22112	Driveshaft
3273EG	24260	Driveshaft
3273EH	21968	Driveshaft
3273EJ	21970	Driveshaft
3273EK	21972	Driveshaft
3273EL	21974	Driveshaft
3273EN	22112	Driveshaft
3273EP	22112	Driveshaft
3273EQ	22114	Driveshaft
3273ER	22114	Driveshaft
3273ES	22116	Driveshaft
3273ET	22116	Driveshaft
3273EV	22120	Driveshaft
3273EW	22120	Driveshaft
3273EX	22118	Driveshaft
3273EY	22118	Driveshaft
3273FA	24260	Driveshaft

OE	Spidan	Description / Bezeichnung
----	--------	------------------------------

3273G1	21660	Driveshaft
3273G2	21616	Driveshaft
3273G3	21662	Driveshaft
3273G9	21098	Joint Kit
3273GQ	24545	Joint Kit
3273GZ	24329	Driveshaft
3273H9	21628	Driveshaft
3273HC	24333	Driveshaft
3273HF	24251	Driveshaft
3273HG	24251	Driveshaft
3273HH	22114	Driveshaft
3273HN	24255	Driveshaft
3273HP	24255	Driveshaft
3273HQ	24257	Driveshaft
3273HR	24257	Driveshaft
3273HS	24195	Driveshaft
3273HT	24195	Driveshaft
3273J0	21668	Driveshaft
3273J1	21666	Driveshaft
3273J5	21628	Driveshaft
3273J6	21678	Driveshaft
3273J9	21674	Driveshaft
3273JL	21616	Driveshaft
3273JN	21616	Driveshaft
3273JR	24512	Driveshaft
3273JR	24895	Joint Kit
3273JS	24514	Driveshaft
3273K1	21581	Joint Kit
3273K2	20670	Driveshaft
3273K3	20670	Driveshaft
3273K4	21621	Driveshaft
3273K4	20627	Driveshaft
3273K4	20662	Driveshaft
3273K5	20662	Driveshaft
3273K7	20664	Driveshaft
3273K8	20668	Driveshaft
3273K9	21688	Driveshaft
3273KJ	24269	Driveshaft

OE	Spidan	Description / Bezeichnung	OE	Spidan	Description / Bezeichnung	OE	Spidan	Description / Bezeichnung
<b>PSA (CITROËN / PEUGEOT)</b>			3273Q9	20941	Driveshaft	3273T6	20688	Driveshaft
3273KK	24269	Driveshaft	3273Q9	20943	Driveshaft	3273VN	24771	Driveshaft
3273KL	24273	Driveshaft	3273QA	24271	Driveshaft	3273VP	24771	Driveshaft
3273KN	24273	Driveshaft	3273QH	24669	Driveshaft	3273W7	21582	Joint Kit
3273KP	24275	Driveshaft	3273QJ	24669	Driveshaft	3273W8	20632	Driveshaft
3273KQ	24275	Driveshaft	3273QK	24772	Driveshaft	3273W9	20630	Driveshaft
3273KW	24277	Driveshaft	3273QN	24773	Driveshaft	3273W9	20632	Driveshaft
3273KX	24277	Driveshaft	3273QP	24773	Driveshaft	3273Y0	21616	Driveshaft
3273KY	24279	Driveshaft	3273QS	24675	Driveshaft	3273Y2	21116	Driveshaft
3273KZ	24279	Driveshaft	3273QT	24675	Driveshaft	3273Y7	21692	Driveshaft
3273L1	21684	Driveshaft	3273R0	20945	Driveshaft	3273Y9	21690	Driveshaft
3273L2	21686	Driveshaft	3273R0	20947	Driveshaft	3273Y9	21692	Driveshaft
3273L4	21670	Driveshaft	3273R1	20947	Driveshaft	3273Z0	21959	Driveshaft
3273L5	21682	Driveshaft	3273R1	20945	Driveshaft	3273Z1	21959	Driveshaft
3273L7	21672	Driveshaft	3273R6	21616	Driveshaft	3273Z6	21655	Driveshaft
3273L9	21616	Driveshaft	3273RF	24333	Driveshaft	327440	21630	Driveshaft
3273LP	21730	Driveshaft	3273RG	24333	Driveshaft	327453	21605	Driveshaft
3273LR	24768	Driveshaft	3273RH	24331	Driveshaft	327455	21605	Driveshaft
3273N2	21641	Driveshaft	3273RJ	24331	Driveshaft	327459	21605	Driveshaft
3273N4	21647	Driveshaft	3273RK	24335	Driveshaft	327461	21605	Driveshaft
3273N7	21698	Driveshaft	3273RL	24335	Driveshaft	327463	21606	Driveshaft
3273NR	24458	Driveshaft	3273RN	24329	Driveshaft	327464	21606	Driveshaft
3273NS	24458	Driveshaft	3273RP	24329	Driveshaft	327477	21648	Driveshaft
3273NT	24329	Driveshaft	3273RQ	24334	Driveshaft	327478	21647	Driveshaft
3273NW	24331	Driveshaft	3273RR	24334	Driveshaft	327479	21621	Driveshaft
3273NY	21968	Driveshaft	3273S2	20957	Driveshaft	327480	21621	Driveshaft
3273P2	20678	Driveshaft	3273S2	20959	Driveshaft	327482	21620	Driveshaft
3273P3	20680	Driveshaft	3273S4	20957	Driveshaft	327483	21620	Driveshaft
3273P3	20676	Driveshaft	3273S4	20959	Driveshaft	327485	21612	Driveshaft
3273P7	21664	Driveshaft	3273SG	22114	Driveshaft	327486	21612	Driveshaft
3273PA	24334	Driveshaft	3273SH	24714	Driveshaft	327492	21611	Driveshaft
3273PG	24333	Driveshaft	3273SJ	24714	Driveshaft	327493	21610	Driveshaft
3273PT	24257	Driveshaft	3273SK	24716	Driveshaft	327496	21610	Driveshaft
3273PZ	24271	Driveshaft	3273SL	24716	Driveshaft	327497	21610	Driveshaft
3273Q1	21662	Driveshaft	3273T3	20953	Driveshaft	3274A0	21607	Driveshaft
3273Q5	20943	Driveshaft	3273T3	20955	Driveshaft	3274C4	21605	Driveshaft
3273Q8	20941	Driveshaft	3273T4	20953	Driveshaft	328748	23049	Boot Kit
3273Q8	20943	Driveshaft	3273T4	20955	Driveshaft	328761	23001	Boot Kit

OE	Spidan	Description / Bezeichnung
----	--------	------------------------------

PSA (CITROËN / PEUGEOT)		
328762	21652	Boot Kit
328769	23111	Boot Kit
328777	21169	Boot Kit
328781	21135	Boot Kit
328783	23111	Boot Kit
328784	26021	Boot Kit
328788	21038	Boot Kit
328789	26021	Boot Kit
328790	21169	Boot Kit
328793	21038	Boot Kit
329300	21168	Boot Kit
329302	21594	Boot Kit
329303	21136	Boot Kit
329305	23128	Boot Kit
329306	24546	Boot Kit
329308	23125	Boot Kit
329312	23126	Boot Kit
329313	23127	Boot Kit
329316	26167	Boot Kit
329317	23065	Boot Kit
329317	26288	Boot Kit
329320	21121	Boot Kit
329323	23002	Boot Kit
329324	23003	Boot Kit
329333	24540	Boot Kit
329335	22122	Boot Kit
329340	21650	Boot Kit
329342	26167	Boot Kit
329346	23003	Boot Kit
329357	23002	Boot Kit
329373	23007	Boot Kit
329374	21651	Boot Kit
329375	23089	Boot Kit
329376	23115	Boot Kit
329377	23112	Boot Kit
329381	23110	Boot Kit
329383	26288	Boot Kit

OE	Spidan	Description / Bezeichnung
----	--------	------------------------------

329383	23065	Boot Kit
329391	26216	Boot Kit
329397	26167	Boot Kit
329398	26274	Boot Kit
329399	20635	Boot Kit
3293A1	26274	Boot Kit
3293A3	22269	Boot Kit
3293A6	26274	Boot Kit
329809	24896	Boot Kit
329811	24896	Boot Kit
5966569	26069	Boot Kit
75516490	20609	Joint Kit
75525808	20608	Joint w. Shaft
7910028946	21605	Driveshaft
9403293748	21651	Boot Kit
95532942	23061	Boot Kit
95532946	23063	Boot Kit
95532947	23061	Boot Kit
95532948	23059	Boot Kit
95532952	23050	Boot Kit
95532953	23054	Boot Kit
95537816	21651	Boot Kit
95543833	23059	Boot Kit
95558107	23062	Boot Kit
95576829	23059	Boot Kit
95579830A	23062	Boot Kit
95582409	21605	Driveshaft
95582413	20609	Joint Kit
95582414	20608	Joint w. Shaft
95584470	26282	Boot Kit
95590795	23065	Boot Kit
95591073	21615	Driveshaft
95591074	21616	Driveshaft
95600345	23059	Boot Kit
95601867	20607	Driveshaft
95601868	20606	Driveshaft
95602238	20628	Driveshaft
95602241	20627	Driveshaft

OE	Spidan	Description / Bezeichnung
----	--------	------------------------------

95602248	20614	Driveshaft
95603330	21605	Driveshaft
95604719	20665	Joint Kit
95606796	20628	Driveshaft
95606797	20627	Driveshaft
95606802	20614	Driveshaft
95606803	21648	Driveshaft
95606804	21647	Driveshaft
95607723	23050	Boot Kit
95615878	21075	Joint Kit
95616794	20626	Driveshaft
95616795	20626	Driveshaft
95619478	20614	Driveshaft
95619479	20628	Driveshaft
95619480	20627	Driveshaft
95619481	21615	Driveshaft
95619482	21616	Driveshaft
95619709	23111	Boot Kit
95624472	20667	Driveshaft
95624473	20668	Driveshaft
95624994	20606	Driveshaft
95624995	20607	Driveshaft
95640036	20648	Driveshaft
95640053	20647	Driveshaft
95643956	20658	Driveshaft
95644258	20657	Driveshaft
95644260	20687	Driveshaft
95644403	21638	Driveshaft
95644404	21637	Driveshaft
9564478780	20635	Boot Kit
9564479480	21169	Boot Kit
95646292	21257	Joint Kit
95648544	20628	Driveshaft
95648547	20606	Driveshaft
95648548	20607	Driveshaft
95653006	26283	Boot Kit
95653010	21581	Joint Kit
95653092	26281	Boot Kit

OE	Spidan	Description / Bezeichnung
----	--------	------------------------------

<b>PSA (CITROËN / PEUGEOT)</b>		
95654730	21615	Driveshaft
95654731	21616	Driveshaft
95655262	20648	Driveshaft
95666908	20651	Driveshaft
95666909	20652	Driveshaft
95666940	20651	Driveshaft
95666940	20655	Driveshaft
9566694087	20655	Driveshaft
95666941	20656	Driveshaft
9566694187	20656	Driveshaft
9566722180	20986	Joint Kit
95669013	20653	Driveshaft
95669014	20654	Driveshaft
9566933988	21168	Boot Kit
96009409	20628	Driveshaft
96009410	20627	Driveshaft
96033355	20606	Driveshaft
96033369	20607	Driveshaft
96042941	20606	Driveshaft
96042942	20607	Driveshaft
96042942	20650	Driveshaft
96048666	20651	Driveshaft
96048667	20652	Driveshaft
96049018	20662	Driveshaft
96072988	20653	Driveshaft
96072989	20654	Driveshaft
96091415	20669	Driveshaft
96091416	20670	Driveshaft
96095216	20652	Driveshaft
96095217	20651	Driveshaft
96141635	20659	Driveshaft
96141635	21098	Joint Kit
96145818	20687	Driveshaft
96164213	20660	Driveshaft
96164213	21098	Joint Kit
96167303	20669	Driveshaft
96167304	20670	Driveshaft

OE	Spidan	Description / Bezeichnung
----	--------	------------------------------

96171856	20671	Driveshaft
96171857	20672	Driveshaft
96171871	20673	Driveshaft
96171873	20674	Driveshaft
96171874	20669	Driveshaft
96171875	20670	Driveshaft
9617303480	21644	Driveshaft
96173635	20628	Driveshaft
96173635	20661	Driveshaft
96173636	20627	Driveshaft
96173636	20670	Driveshaft
96173637	20669	Driveshaft
9617408188	24543	Joint Kit
9617408288	24543	Joint Kit
96184031	21648	Driveshaft
96184033	21647	Driveshaft
9619947580	24526	Joint Kit
9619947588	24526	Joint Kit
9619947680	24526	Joint Kit
9619947688	24526	Joint Kit
9621270480	24546	Boot Kit
9621456388	24526	Joint Kit
9621456488	24526	Joint Kit
9624645880	21641	Driveshaft
9626084088	24543	Joint Kit
9626446080	21642	Driveshaft
9630766880	21037	Driveshaft
9630768080	21036	Driveshaft
9630768280	21045	Driveshaft
9645967380	24540	Boot Kit
9647779380	24552	Boot Kit
9650624180	24195	Driveshaft
9655377080	24544	Boot Kit
9656329380	24767	Driveshaft
9656329480	24768	Driveshaft
9660896080	24770	Driveshaft
96666908	20651	Driveshaft
9683944580	24668	Driveshaft

OE	Spidan	Description / Bezeichnung
----	--------	------------------------------

9684135180	24773	Driveshaft
9684135380	24769	Driveshaft
9684135480	24772	Driveshaft
GX10701A	20610	Driveshaft
P054T1	21616	Driveshaft
P054T2	21615	Driveshaft
P056T7	21626	Driveshaft
P056T8	21627	Driveshaft
P056T9	21628	Driveshaft
P057T0	21629	Driveshaft
P0591T	20607	Driveshaft
P0592T	20606	Driveshaft
P0593T	20652	Driveshaft
P0594T	20651	Driveshaft
P0595T	21637	Driveshaft
P0596T	21638	Driveshaft
P0597T	21618	Driveshaft
P0598T	21617	Driveshaft
P0599T	21666	Driveshaft
P060T0	21665	Driveshaft
P060T1	21632	Driveshaft
P060T2	21631	Driveshaft
P060T3	21641	Driveshaft
P060T4	21642	Driveshaft
P060T5	21670	Driveshaft
P060T6	21669	Driveshaft

<b>RENAULT</b>		
1648500	24606	Boot Kit
171RC46	24608	Boot Kit
3107031	24606	Boot Kit
6001547699	23005	Boot Kit
6001548720	24398	Driveshaft
6001550547	24606	Boot Kit
6001550548	24607	Boot Kit
6001550794	24442	Driveshaft
711106121	22006	Driveshaft
711106122	22031	Driveshaft

OE	Spidan	Description / Bezeichnung
----	--------	------------------------------

<b>RENAULT</b>		
711106123	22033	Driveshaft
711106126	22048	Driveshaft
711106128	22011	Driveshaft
711106129	22018	Driveshaft
711106130	22022	Driveshaft
711106216	22042	Driveshaft
711106217	22043	Driveshaft
711106218	22046	Driveshaft
711106219	22045	Driveshaft
711106220	22047	Driveshaft
711106221	22088	Driveshaft
711106222	22083	Driveshaft
711106223	22082	Driveshaft
711106224	22084	Driveshaft
711106227	22069	Driveshaft
711106228	22068	Driveshaft
711106259	22063	Driveshaft
711106260	22064	Driveshaft
7111106217	22043	Driveshaft
7111106218	22046	Driveshaft
7111106220	22047	Driveshaft
7700102978	21051	Driveshaft
7700102979	21053	Driveshaft
7700102980	21052	Driveshaft
7700102981	21054	Driveshaft
7700102998	21051	Driveshaft
7700102999	21052	Driveshaft
7700103731	21063	Driveshaft
7700103731	21061	Driveshaft
7700103731	21066	Driveshaft
7700103863	22343	Driveshaft
7700103864	22341	Driveshaft
7700104445	22342	Driveshaft
7700104446	22340	Driveshaft
7700105484	21564	Driveshaft
7700105485	21566	Driveshaft
7700105486	21564	Driveshaft

OE	Spidan	Description / Bezeichnung
----	--------	------------------------------

7700105487	21566	Driveshaft
7700106007	21066	Driveshaft
7700106007	21063	Driveshaft
7700106009	21067	Driveshaft
7700106009	21064	Driveshaft
7700106013	21064	Driveshaft
7700106013	21067	Driveshaft
7700106018	23665	Driveshaft
7700106263	22314	Driveshaft
7700106265	22320	Driveshaft
7700106291	21569	Driveshaft
7700107509	21565	Driveshaft
7700107510	21567	Driveshaft
7700107765	21711	Driveshaft
7700108248	21061	Driveshaft
7700108465	20970	Driveshaft
7700108465	21590	Joint Kit
7700109021	22046	Driveshaft
7700109022	22044	Driveshaft
7700109334	23783	Driveshaft
7700110218	21711	Driveshaft
7700110482	21064	Driveshaft
7700110482	21067	Driveshaft
7700110483	21064	Driveshaft
7700110483	21067	Driveshaft
7700110484	21066	Driveshaft
7700110484	21063	Driveshaft
7700111077	23699	Driveshaft
7700111079	22315	Driveshaft
7700111190	21067	Driveshaft
7700111190	21064	Driveshaft
7700111259	21066	Driveshaft
7700111259	24377	Driveshaft
7700111259	21063	Driveshaft
7700111313	22316	Driveshaft
7700111506	21066	Driveshaft
7700111506	21063	Driveshaft
7700111748	22317	Driveshaft

OE	Spidan	Description / Bezeichnung
----	--------	------------------------------

7700111809	21566	Driveshaft
7700111810	21564	Driveshaft
7700111811	21566	Driveshaft
7700111812	21564	Driveshaft
7700111813	21566	Driveshaft
7700111814	21564	Driveshaft
7700111817	21567	Driveshaft
7700111817	23749	Driveshaft
7700111818	21565	Driveshaft
7700111819	21564	Driveshaft
7700111820	21566	Driveshaft
7700111914	22322	Driveshaft
7700111916	22928	Driveshaft
7700111918	22317	Driveshaft
7700111920	22318	Driveshaft
7700112114	21565	Driveshaft
7700112115	21567	Driveshaft
7700112116	22325	Driveshaft
7700112131	22314	Driveshaft
7700112132	22316	Driveshaft
7700112147	23782	Driveshaft
7700112149	23783	Driveshaft
7700112315	21711	Driveshaft
7700112506	22338	Driveshaft
7700112507	22339	Driveshaft
7700112511	22339	Driveshaft
7700112688	22319	Driveshaft
7700112689	22321	Driveshaft
7700113086	21565	Driveshaft
7700113087	21567	Driveshaft
7700114453	21067	Driveshaft
7700114453	21064	Driveshaft
7700114751	21069	Driveshaft
7700115010	21067	Driveshaft
7700115010	21064	Driveshaft
7700115011	21063	Driveshaft
7700115011	21066	Driveshaft
7700115011	21061	Driveshaft

OE	Spidan	Description / Bezeichnung	OE	Spidan	Description / Bezeichnung	OE	Spidan	Description / Bezeichnung
<b>RENAULT</b>			7701348098	22006	Driveshaft	7701349874	22068	Driveshaft
7700115196	22322	Driveshaft	7701348100	22011	Driveshaft	7701349874	21096	Joint Kit
7700115197	22928	Driveshaft	7701348142	22016	Driveshaft	7701349879	22071	Driveshaft
7700115818	23748	Driveshaft	7701348152	22018	Driveshaft	7701349880	21096	Joint Kit
7700272531	22046	Driveshaft	7701348160	22018	Driveshaft	7701349880	22069	Driveshaft
7700872598	21568	Driveshaft	7701348256	22018	Driveshaft	7701349881	22072	Driveshaft
7700873311	20972	Driveshaft	7701348568	23007	Boot Kit	7701349901	22075	Driveshaft
7700873321	21564	Driveshaft	7701348921	22023	Driveshaft	7701349902	22056	Driveshaft
7700873322	21566	Driveshaft	7701348968	22022	Driveshaft	7701349902	22050	Driveshaft
7700873326	22022	Driveshaft	7701349026	22026	Driveshaft	7701349913	22085	Driveshaft
7700874197	20357	Joint Kit	7701349034	22025	Driveshaft	7701349914	22083	Driveshaft
7700875246	21564	Driveshaft	7701349172	22033	Driveshaft	7701349915	22084	Driveshaft
7700875247	21566	Driveshaft	7701349359	22031	Driveshaft	7701349915	22088	Driveshaft
7701013275	23098	Boot Kit	7701349660	22033	Driveshaft	7701349916	22082	Driveshaft
7701013803	23006	Boot Kit	7701349688	22051	Driveshaft	7701349916	22083	Driveshaft
7701034800	21842	Boot Kit	7701349689	22050	Driveshaft	7701349916	22083	Driveshaft
7701034800	23129	Boot Kit	7701349691	22066	Driveshaft	7701349921	22074	Driveshaft
7701035317	26280	Boot Kit	7701349692	22067	Driveshaft	7701349923	22087	Driveshaft
7701035380	22292	Boot Kit	7701349697	22067	Driveshaft	7701349938	21096	Joint Kit
7701056621	21061	Driveshaft	7701349726	22025	Driveshaft	7701349938	22085	Driveshaft
7701056621	21063	Driveshaft	7701349726	22043	Driveshaft	7701349939	22086	Driveshaft
7701056621	21066	Driveshaft	7701349727	22042	Driveshaft	7701349940	22050	Driveshaft
7701200694	21652	Boot Kit	7701349733	22042	Driveshaft	7701349945	22046	Driveshaft
7701200921	21652	Boot Kit	7701349733	22058	Driveshaft	7701349946	22045	Driveshaft
7701201128	23064	Boot Kit	7701349734	22056	Driveshaft	7701349946	22045	Driveshaft
7701201233	23091	Boot Kit	7701349740	22047	Driveshaft	7701349954	23345	Driveshaft
7701201654	23114	Boot Kit	7701349741	22046	Driveshaft	7701349958	22127	Driveshaft
7701202237	23089	Boot Kit	7701349741	22046	Driveshaft	7701349958	22127	Driveshaft
7701202350	23057	Boot Kit	7701349742	22044	Driveshaft	7701349958	21591	Joint Kit
7701204351	23089	Boot Kit	7701349742	22044	Driveshaft	7701349959	23339	Driveshaft
7701207566	23244	Boot Kit	7701349757	22032	Driveshaft	7701349959	23339	Driveshaft
7701209242	24611	Boot Kit	7701349757	22032	Driveshaft	7701349972	22068	Driveshaft
7701209255	24608	Boot Kit	7701349769	22028	Driveshaft	7701349972	22068	Driveshaft
7701209612	24607	Boot Kit	7701349771	22045	Driveshaft	7701349974	22072	Driveshaft
7701210062	24606	Boot Kit	7701349785	22045	Driveshaft	7701349974	22072	Driveshaft
7701348085	22007	Driveshaft	7701349785	22064	Driveshaft	7701349979	22063	Driveshaft
7701348086	22007	Driveshaft	7701349786	22063	Driveshaft	7701349980	23783	Driveshaft
7701348090	22054	Driveshaft	7701349786	22063	Driveshaft	7701349980	23783	Driveshaft
			7701349803	22046	Driveshaft	7701349984	23343	Driveshaft
			7701349804	22045	Driveshaft	7701349984	23343	Driveshaft
			7701349839	22045	Driveshaft	7701349986	23365	Driveshaft
			7701349840	22074	Driveshaft	7701349987	23366	Driveshaft
			7701349840	22074	Driveshaft	7701349987	23366	Driveshaft
			7701349847	22075	Driveshaft	7701349990	22127	Driveshaft
			7701349847	22075	Driveshaft	7701349990	22127	Driveshaft
			7701349848	22043	Driveshaft	7701349990	21591	Joint Kit
			7701349848	22043	Driveshaft	7701349990	21591	Joint Kit
			7701349873	22042	Driveshaft	7701349992	22146	Driveshaft
			7701349873	22070	Driveshaft	7701349992	22146	Driveshaft
						7701349992	22147	Driveshaft

OE	Spidan	Description / Bezeichnung
----	--------	------------------------------

RENAULT		
7701349994	22133	Driveshaft
7701349994	22137	Driveshaft
7701349997	22134	Driveshaft
7701349998	22136	Driveshaft
7701349998	22132	Driveshaft
7701349999	22126	Driveshaft
7701349999	22128	Driveshaft
7701349999	22125	Driveshaft
7701351020	22032	Driveshaft
7701351113	22048	Driveshaft
7701351121	22058	Driveshaft
7701351121	22051	Driveshaft
7701351122	22051	Driveshaft
7701351122	22058	Driveshaft
7701351124	22050	Driveshaft
7701351125	22056	Driveshaft
7701351126	22066	Driveshaft
7701351127	22067	Driveshaft
7701351160	22043	Driveshaft
7701351162	22042	Driveshaft
7701351172	22028	Driveshaft
7701351192	22045	Driveshaft
7701351193	22047	Driveshaft
7701351194	22046	Driveshaft
7701351195	22044	Driveshaft
7701351207	22032	Driveshaft
7701351264	22074	Driveshaft
7701351266	22064	Driveshaft
7701351267	22063	Driveshaft
7701351290	22046	Driveshaft
7701351292	22045	Driveshaft
7701351363	22045	Driveshaft
7701351365	22130	Driveshaft
7701351366	22075	Driveshaft
7701351478	22070	Driveshaft
7701351479	21096	Joint Kit
7701351479	22068	Driveshaft

OE	Spidan	Description / Bezeichnung
----	--------	------------------------------

7701351480	21096	Joint Kit
7701351480	22068	Driveshaft
7701351481	21096	Joint Kit
7701351481	22068	Driveshaft
7701351483	22071	Driveshaft
7701351484	22069	Driveshaft
7701351484	21096	Joint Kit
7701351486	22072	Driveshaft
7701351571	21096	Joint Kit
7701351571	22068	Driveshaft
7701351572	21096	Joint Kit
7701351572	22069	Driveshaft
7701351607	22077	Driveshaft
7701351608	22077	Driveshaft
7701351695	22082	Driveshaft
7701351696	22082	Driveshaft
7701351697	22083	Driveshaft
7701351699	22084	Driveshaft
7701351700	22084	Driveshaft
7701351701	22087	Driveshaft
7701351801	22088	Driveshaft
7701351804	22082	Driveshaft
7701351806	22085	Driveshaft
7701351807	22086	Driveshaft
7701351841	22131	Driveshaft
7701351936	22045	Driveshaft
7701351937	22046	Driveshaft
7701351950	23345	Driveshaft
7701351952	23342	Driveshaft
7701351953	23342	Driveshaft
7701351954	23344	Driveshaft
7701351956	23342	Driveshaft
7701351959	23339	Driveshaft
7701351965	22068	Driveshaft
7701351989	22090	Driveshaft
7701351990	22089	Driveshaft
7701351995	23338	Driveshaft
7701352001	23339	Driveshaft

OE	Spidan	Description / Bezeichnung
----	--------	------------------------------

7701352013	22084	Driveshaft
7701352020	22050	Driveshaft
7701352021	22131	Driveshaft
7701352024	22050	Driveshaft
7701352025	22074	Driveshaft
7701352026	22130	Driveshaft
7701352027	22075	Driveshaft
7701352086	22046	Driveshaft
7701352128	21591	Joint Kit
7701352128	23344	Driveshaft
7701352128	22127	Driveshaft
7701352129	22147	Driveshaft
7701352130	22146	Driveshaft
7701352133	22137	Driveshaft
7701352134	22133	Driveshaft
7701352141	22132	Driveshaft
7701352142	22125	Driveshaft
7701352143	22126	Driveshaft
7701352144	22136	Driveshaft
7701352187	23343	Driveshaft
7701352189	23365	Driveshaft
7701352190	23366	Driveshaft
7701352223	22084	Driveshaft
7701352224	22082	Driveshaft
7701352288	22077	Driveshaft
7701352318	23783	Driveshaft
7701352319	23782	Driveshaft
7701352385	22134	Driveshaft
7701352386	22135	Driveshaft
7701352413	22323	Driveshaft
7701352413	20960	Driveshaft
7701352414	20974	Driveshaft
7701352415	20962	Driveshaft
7701352416	22323	Driveshaft
7701352416	20960	Driveshaft
7701352417	22323	Driveshaft
7701352417	20962	Driveshaft
7701352420	22324	Driveshaft

OE	Spidan	Description / Bezeichnung
----	--------	------------------------------

RENAULT		
7701352421	22022	Driveshaft
7701352424	22324	Driveshaft
7701352425	22324	Driveshaft
7701352427	22126	Driveshaft
7701352428	22125	Driveshaft
7701352471	20960	Driveshaft
7701352472	20960	Driveshaft
7701352472	22323	Driveshaft
7701352473	22324	Driveshaft
7701352474	22324	Driveshaft
7701352488	21590	Joint Kit
7701352488	20966	Driveshaft
7701352489	21590	Joint Kit
7701352489	20967	Driveshaft
7701352493	22127	Driveshaft
7701352493	21591	Joint Kit
7701352495	21591	Joint Kit
7701352495	22128	Driveshaft
7701352552	24376	Driveshaft
7701352560	20965	Driveshaft
7701352560	20977	Driveshaft
7701352561	20965	Driveshaft
7701352561	20977	Driveshaft
7701352562	20964	Driveshaft
7701352563	20976	Driveshaft
7701352595	22323	Driveshaft
7701352596	20972	Driveshaft
7701352597	22324	Driveshaft
7701352618	21590	Joint Kit
7701352618	20968	Driveshaft
7701352619	21590	Joint Kit
7701352619	20969	Driveshaft
7701352622	21590	Joint Kit
7701352622	20971	Driveshaft
7701352628	21569	Driveshaft
7701352629	21571	Driveshaft
7701352630	21568	Driveshaft

OE	Spidan	Description / Bezeichnung
----	--------	------------------------------

7701352631	21570	Driveshaft
7701352730	20962	Driveshaft
7701352750	22326	Driveshaft
7701352770	21063	Driveshaft
7701352771	21061	Driveshaft
7701352773	21061	Driveshaft
7701352774	21064	Driveshaft
7701352774	21067	Driveshaft
7701352775	21062	Driveshaft
7701352775	21065	Driveshaft
7701352776	21064	Driveshaft
7701352776	21067	Driveshaft
7701352777	21062	Driveshaft
7701352777	21065	Driveshaft
7701352789	22341	Driveshaft
7701352790	22340	Driveshaft
7701352791	22343	Driveshaft
7701352792	22342	Driveshaft
7701352808	23782	Driveshaft
7701352809	23782	Driveshaft
7701352848	21068	Driveshaft
7701352849	21069	Driveshaft
7701352869	21711	Driveshaft
7701352870	22132	Driveshaft
7701352881	21066	Driveshaft
7701352882	21067	Driveshaft
7701352882	21064	Driveshaft
7701352907	21590	Joint Kit
7701352907	20970	Driveshaft
7701352914	21721	Driveshaft
7701352983	24376	Driveshaft
7701354993	22135	Driveshaft
7701394697	22025	Driveshaft
7701457538	21650	Boot Kit
7701457539	21651	Boot Kit
7701462101	23370	Boot Kit
7701462289	22030	Driveshaft
7701462308	26021	Boot Kit

OE	Spidan	Description / Bezeichnung
----	--------	------------------------------

7701462795	22030	Driveshaft
7701462861	22055	Driveshaft
7701463194	22033	Driveshaft
7701463194	22048	Driveshaft
7701463343	22055	Driveshaft
7701463643	21650	Boot Kit
7701463955	26284	Boot Kit
7701464129	26285	Boot Kit
7701465455	22044	Driveshaft
7701465489	23005	Boot Kit
7701465773	22077	Driveshaft
7701466120	23004	Boot Kit
7701466122	23005	Boot Kit
7701466349	22284	Boot Kit
7701466983	22283	Boot Kit
7701467125	23129	Boot Kit
7701468452	22077	Driveshaft
7701468548	23783	Driveshaft
7701468549	22063	Driveshaft
7701468549	23782	Driveshaft
7701468573	22283	Boot Kit
7701468576	26021	Boot Kit
7701468642	22146	Driveshaft
7701468642	22147	Driveshaft
7701468836	22323	Driveshaft
7701468839	22323	Driveshaft
7701468840	22324	Driveshaft
7701468843	22324	Driveshaft
7701468886	22134	Driveshaft
7701468887	22135	Driveshaft
7701469021	22292	Boot Kit
7701469374	22323	Driveshaft
7701469375	22324	Driveshaft
7701469542	20966	Driveshaft
7701469542	21590	Joint Kit
7701469543	20967	Driveshaft
7701469543	21590	Joint Kit
7701469962	20968	Driveshaft



OE	Spidan	Description / Bezeichnung
----	--------	------------------------------

RENAULT		
7701469962	21590	Joint Kit
7701469965	20969	Driveshaft
7701469965	21590	Joint Kit
7701469966	20971	Driveshaft
7701469966	21590	Joint Kit
7701470155	26274	Boot Kit
7701470173	21571	Driveshaft
7701470175	21570	Driveshaft
7701470183	22063	Driveshaft
7701470183	23782	Driveshaft
7701470298	22063	Driveshaft
7701470298	23782	Driveshaft
7701470299	22284	Boot Kit
7701470304	22045	Driveshaft
7701470566	22283	Boot Kit
7701470617	20974	Driveshaft
7701470700	22326	Driveshaft
7701470721	21064	Driveshaft
7701470721	21067	Driveshaft
7701470884	21069	Driveshaft
7701470910	22278	Boot Kit
7701471084	21064	Driveshaft
7701471084	21067	Driveshaft
7701471155	23665	Driveshaft
7701471173	21721	Driveshaft
7701471284	21067	Driveshaft
7701471284	21064	Driveshaft
7701471377	22326	Driveshaft
7701472212	22284	Boot Kit
7701472975	24875	Boot Kit
7701473010	21057	Driveshaft
7701473013	21058	Driveshaft
7701473014	21060	Driveshaft
7701473830	24605	Boot Kit
7701498698	22006	Driveshaft
7701498699	22007	Driveshaft
7701498774	22016	Driveshaft

OE	Spidan	Description / Bezeichnung
----	--------	------------------------------

7701498786	22011	Driveshaft
7701498797	22018	Driveshaft
7701498798	22018	Driveshaft
7701498799	22018	Driveshaft
7701498918	22026	Driveshaft
7701498920	22023	Driveshaft
7701498921	22025	Driveshaft
7701498923	22022	Driveshaft
7701498924	22022	Driveshaft
7701498955	22028	Driveshaft
7701498957	22033	Driveshaft
7701498958	22031	Driveshaft
7701499222	22030	Driveshaft
7701499223	22055	Driveshaft
7702123600	22033	Driveshaft
7702123601	22063	Driveshaft
7702123603	22064	Driveshaft
7711106121	22006	Driveshaft
7711106122	22031	Driveshaft
7711106123	22033	Driveshaft
7711106126	22048	Driveshaft
7711106127	22007	Driveshaft
7711106128	22011	Driveshaft
7711106129	22018	Driveshaft
7711106130	22022	Driveshaft
7711106216	22042	Driveshaft
7711106217	22043	Driveshaft
7711106218	22046	Driveshaft
7711106219	22045	Driveshaft
7711106220	22047	Driveshaft
7711106221	22088	Driveshaft
7711106222	22083	Driveshaft
7711106223	22082	Driveshaft
7711106224	22084	Driveshaft
7711106227	22069	Driveshaft
7711106228	22068	Driveshaft
7711106259	22063	Driveshaft
7711106260	22064	Driveshaft

OE	Spidan	Description / Bezeichnung
----	--------	------------------------------

7711130017	23366	Driveshaft
7711130027	22137	Driveshaft
7711130027	22133	Driveshaft
7711130028	22136	Driveshaft
7711130028	22132	Driveshaft
7711130028	22134	Driveshaft
7711130044	22134	Driveshaft
7711130045	22135	Driveshaft
7711130057	22326	Driveshaft
7711134285	22318	Driveshaft
7711134326	21068	Driveshaft
7711134327	21069	Driveshaft
7711134419	24376	Driveshaft
7711134459	24689	Driveshaft
7711134738	23665	Driveshaft
7711134775	23745	Driveshaft
7711134776	22336	Driveshaft
7711134777	22327	Driveshaft
7711134778	22328	Driveshaft
7711134779	22331	Driveshaft
7711134780	22333	Driveshaft
7711134782	24243	Driveshaft
7711134783	22330	Driveshaft
7711134785	22334	Driveshaft
7711134786	22335	Driveshaft
7711134941	22325	Driveshaft
7711134954	24688	Driveshaft
7711134955	21068	Driveshaft
7711134956	23663	Driveshaft
7711134957	23664	Driveshaft
7711134959	23666	Driveshaft
7711135005	24377	Driveshaft
7711135194	22326	Driveshaft
7711135196	22338	Driveshaft
7711135206	22322	Driveshaft
7711135207	22928	Driveshaft
7711135208	22317	Driveshaft
7711135213	22314	Driveshaft

OE	Spidan	Description / Bezeichnung
----	--------	------------------------------

RENAULT		
7711135214	22320	Driveshaft
7711135215	22316	Driveshaft
7711135216	22322	Driveshaft
7711135217	22928	Driveshaft
7711135219	22319	Driveshaft
7711135220	22321	Driveshaft
7711135222	23749	Driveshaft
7711135223	23748	Driveshaft
7711135236	23699	Driveshaft
7711135237	23744	Driveshaft
7711135243	22089	Driveshaft
7711135246	21066	Driveshaft
7711135265	24697	Driveshaft
7711135267	21569	Driveshaft
7711135277	21052	Driveshaft
7711135278	21053	Driveshaft
7711135279	21051	Driveshaft
7711135280	21054	Driveshaft
7711135302	24241	Driveshaft
7711135303	24240	Driveshaft
7711135307	24242	Driveshaft
7711135316	24698	Driveshaft
7711135319	24243	Driveshaft
7711135321	22328	Driveshaft
7711135322	22337	Driveshaft
7711135353	23746	Driveshaft
7711135401	23326	Driveshaft
7711135403	24324	Driveshaft
7711135411	24325	Driveshaft
7711135414	24375	Driveshaft
7711135416	23742	Driveshaft
7711135417	23740	Driveshaft
7711135420	23741	Driveshaft
7711135425	23743	Driveshaft
7711135530	21055	Driveshaft
7711135531	21059	Driveshaft
7711135532	21056	Driveshaft

OE	Spidan	Description / Bezeichnung
----	--------	------------------------------

7711135775	23739	Driveshaft
7711135777	24624	Driveshaft
7711135835	24699	Driveshaft
7711135875	24378	Driveshaft
7711135883	24700	Driveshaft
7711135894	24246	Driveshaft
7711135906	24532	Driveshaft
7711135932	24701	Driveshaft
7711368091	23327	Driveshaft
7711368101	24240	Driveshaft
7711368656	24377	Driveshaft
7711368884	24505	Driveshaft
7711497417	24398	Driveshaft
7711497478	24162	Driveshaft
7711497524	22324	Driveshaft
7711497525	22323	Driveshaft
8200014107	24242	Driveshaft
8200014109	22334	Driveshaft
8200014111	22331	Driveshaft
8200014114	22336	Driveshaft
8200014118	22328	Driveshaft
8200014352	22327	Driveshaft
8200014353	22330	Driveshaft
8200017057	24605	Boot Kit
8200022321	23745	Driveshaft
8200024622	21721	Driveshaft
8200026912	21060	Driveshaft
8200027842	24689	Driveshaft
8200027881	24688	Driveshaft
8200029444	22326	Driveshaft
8200029470	21568	Driveshaft
8200030619	24243	Driveshaft
8200030623	22335	Driveshaft
8200031134	21711	Driveshaft
8200031137	21711	Driveshaft
8200031144	24697	Driveshaft
8200031149	21569	Driveshaft
8200032887	22339	Driveshaft

OE	Spidan	Description / Bezeichnung
----	--------	------------------------------

8200032891	22338	Driveshaft
8200035673	22333	Driveshaft
8200052420	21057	Driveshaft
8200052421	21055	Driveshaft
8200052423	21058	Driveshaft
8200052426	21052	Driveshaft
8200052428	21051	Driveshaft
8200063808	22339	Driveshaft
8200064731	22318	Driveshaft
8200065334	23663	Driveshaft
8200065334	23664	Driveshaft
8200065339	23663	Driveshaft
8200069146	21963	Driveshaft
8200069147	21962	Driveshaft
8200072831	24690	Driveshaft
8200079912	22328	Driveshaft
8200079913	22327	Driveshaft
8200079915	24451	Driveshaft
8200079916	22336	Driveshaft
8200087856	23744	Driveshaft
8200087857	23744	Driveshaft
8200087860	24399	Driveshaft
8200088665	23748	Driveshaft
8200088974	24699	Driveshaft
8200090175	22315	Driveshaft
8200095539	23744	Driveshaft
8200105214	21064	Driveshaft
8200105214	21067	Driveshaft
8200107090	21069	Driveshaft
8200107530	24243	Driveshaft
8200110754	22928	Driveshaft
8200110754	24580	Driveshaft
8200114426	23666	Driveshaft
8200114832	22318	Driveshaft
8200117068	24505	Driveshaft
8200117069	24624	Driveshaft
8200126445	21068	Driveshaft
8200133289	23327	Driveshaft

OE	Spidan	Description / Bezeichnung
----	--------	------------------------------

RENAULT		
8200144764	21600	Driveshaft
8200144765	21598	Driveshaft
8200144781	21599	Driveshaft
8200164147	21553	Driveshaft
8200164149	21554	Driveshaft
8200167522	23742	Driveshaft
8200167536	23740	Driveshaft
8200167554	23739	Driveshaft
8200168513	23699	Driveshaft
8200169163	24441	Driveshaft
8200169176	22328	Driveshaft
8200169177	22337	Driveshaft
8200169272	21058	Driveshaft
8200169273	21056	Driveshaft
8200169277	21060	Driveshaft
8200169279	21059	Driveshaft
8200169281	21052	Driveshaft
8200169285	21286	Driveshaft
8200169286	21284	Driveshaft
8200169288	21552	Driveshaft
8200169289	21550	Driveshaft
8200169291	21963	Driveshaft
8200169377	24241	Driveshaft
8200171562	24325	Driveshaft
8200173584	22322	Driveshaft
8200173942	24240	Driveshaft
8200174903	21603	Driveshaft
8200178618	21051	Driveshaft
8200178624	21551	Driveshaft
8200178625	21549	Driveshaft
8200178625	21550	Driveshaft
8200179212	21962	Driveshaft
8200184199	24582	Driveshaft
8200197978	24376	Driveshaft
8200197979	23743	Driveshaft
8200198015	24375	Driveshaft
8200198016	23741	Driveshaft

OE	Spidan	Description / Bezeichnung
----	--------	------------------------------

8200198052	24240	Driveshaft
8200216017	23746	Driveshaft
8200216519	24504	Driveshaft
8200216625	24245	Driveshaft
8200216626	24244	Driveshaft
8200226054	21597	Driveshaft
8200226056	24324	Driveshaft
8200226057	23326	Driveshaft
8200228393	24324	Driveshaft
8200231663	24759	Driveshaft
8200231680	21061	Driveshaft
8200231949	22063	Driveshaft
8200231949	23782	Driveshaft
8200231953	23783	Driveshaft
8200232883	24243	Driveshaft
8200232886	24242	Driveshaft
8200233728	22330	Driveshaft
8200235096	21068	Driveshaft
8200236089	24378	Driveshaft
8200236092	24377	Driveshaft
8200236107	24246	Driveshaft
8200236107	24377	Driveshaft
8200236109	24532	Driveshaft
8200236110	24532	Driveshaft
8200236112	24449	Driveshaft
8200236114	24527	Driveshaft
8200236116	24700	Driveshaft
8200236118	24247	Driveshaft
820023886	24242	Driveshaft
8200240425	24377	Driveshaft
8200240430	24701	Driveshaft
8200243985	24576	Driveshaft
8200255027	24589	Driveshaft
8200261838	24442	Driveshaft
8200261841	24398	Driveshaft
8200264664	24472	Driveshaft
8200264665	23740	Driveshaft
8200264668	23742	Driveshaft

OE	Spidan	Description / Bezeichnung
----	--------	------------------------------

8200267041	23739	Driveshaft
8200269195	21598	Driveshaft
8200270510	24398	Driveshaft
8200274159	24377	Driveshaft
8200274161	24527	Driveshaft
8200274162	21067	Driveshaft
8200276640	24249	Driveshaft
8200278603	24443	Driveshaft
8200283723	23748	Driveshaft
8200283724	23748	Driveshaft
8200283725	22314	Driveshaft
8200283726	22314	Driveshaft
8200285908	24376	Driveshaft
8200285909	23743	Driveshaft
820029984	21553	Driveshaft
8200299844	21553	Driveshaft
8200300713	23742	Driveshaft
8200310122	24624	Driveshaft
8200323959	22045	Driveshaft
8200323960	22046	Driveshaft
8200323961	22033	Driveshaft
8200323961	22048	Driveshaft
8200327707	24505	Driveshaft
8200330413	24444	Driveshaft
8200331639	21599	Driveshaft
8200334338	21962	Driveshaft
8200341698	24400	Driveshaft
8200352042	24525	Driveshaft
8200358168	24398	Driveshaft
8200363697	24445	Driveshaft
8200375537	24446	Driveshaft
8200375538	24698	Driveshaft
8200376094	24624	Driveshaft
8200376095	24505	Driveshaft
8200378880	24452	Driveshaft
8200379235	24583	Driveshaft
8200379236	24453	Driveshaft
8200381115	24240	Driveshaft

OE	Spidan	Description / Bezeichnung
----	--------	------------------------------

<b>RENAULT</b>		
8200383707	24579	Driveshaft
8200387377	24241	Driveshaft
8200387378	24240	Driveshaft
8200387424	24584	Driveshaft
8200387439	24325	Driveshaft
8200387522	23746	Driveshaft
8200387548	22336	Driveshaft
8200387550	23745	Driveshaft
8200409664	24506	Driveshaft
8200410080	21063	Driveshaft
8200410080	21066	Driveshaft
8200416682	24249	Driveshaft
8200432514	24628	Driveshaft
8200432515	24453	Driveshaft
8200432516	24446	Driveshaft
8200436365	24376	Driveshaft
8200436366	24375	Driveshaft
8200436823	24241	Driveshaft
8200436848	22337	Driveshaft
8200436849	23327	Driveshaft
8200439891	23327	Driveshaft
8200444442	22337	Driveshaft
8200452268	24874	Joint Kit
8200452268	24508	Driveshaft
8200452269	24507	Driveshaft
8200452272	24509	Driveshaft
8200452273	24874	Joint Kit
8200452273	24510	Driveshaft
8200455157	24398	Driveshaft
8200460992	24398	Driveshaft
8200467679	23326	Driveshaft
8200470129	22327	Driveshaft
8200470131	24451	Driveshaft
8200470133	24324	Driveshaft
8200470139	24240	Driveshaft
8200472158	24447	Driveshaft
8200477655	21554	Driveshaft

OE	Spidan	Description / Bezeichnung
----	--------	------------------------------

8200477656	21553	Driveshaft
8200485576	21051	Driveshaft
8200485578	21551	Driveshaft
8200485589	21962	Driveshaft
8200499586	24398	Driveshaft
8200499895	21552	Driveshaft
8200511122	24587	Driveshaft
8200531844	21068	Driveshaft
8200531861	22314	Driveshaft
8200531861	23748	Driveshaft
8200531886	22314	Driveshaft
8200531889	24449	Driveshaft
8200531894	22330	Driveshaft
8200531908	24244	Driveshaft
8200534635	24246	Driveshaft
8200534635	24377	Driveshaft
8200565217	24578	Driveshaft
8200571876	24377	Driveshaft
8200571876	24246	Driveshaft
8200571878	24527	Driveshaft
8200575489	24624	Driveshaft
8200575490	24505	Driveshaft
8200590972	24325	Driveshaft
8200613818	24758	Driveshaft
8200613822	24377	Driveshaft
8200613822	24246	Driveshaft
8200613823	24449	Driveshaft
8200613827	23740	Driveshaft
8200613828	23739	Driveshaft
8200618111	24398	Driveshaft
8200618501	24460	Driveshaft
8200621196	24449	Driveshaft
8200623807	24528	Driveshaft
8200626038	23742	Driveshaft
8200626040	24504	Driveshaft
8200626043	24472	Driveshaft
8200664841	24506	Driveshaft
8200687739	24721	Driveshaft

OE	Spidan	Description / Bezeichnung
----	--------	------------------------------

8200687740	24722	Driveshaft
8200690053	24528	Driveshaft
8200776535	24509	Driveshaft
8200776535	24874	Joint Kit
8200776537	24874	Joint Kit
8200776537	24509	Driveshaft
8200776538	24507	Driveshaft
8200790517	24529	Driveshaft
8200790519	24581	Driveshaft
8200790519	24376	Driveshaft
8200844451	21061	Driveshaft
82100174903	21603	Driveshaft
82436848	22337	Driveshaft

<b>ROVER</b>		
18G9027	20553	Boot Kit
A098J30973	20888	Joint
A100J20534	20885	Joint
A100L30558	20529	Joint w. Shaft
A100L30559	20530	Joint w. Shaft
ADU5308	20523	Driveshaft
ADU9654	20523	Driveshaft
ADU9695	20721	Driveshaft
ADU9699	20725	Driveshaft
BAU2018	20896	Joint Kit
BAU2019	20554	Boot Kit
BAU2314	26223	Boot Kit
BAU4444	20896	Joint Kit
BAU4444EVA	20896	Joint Kit
BAU4445	20554	Boot Kit
BAU4995	22279	Boot Kit
BAU5349	20767	Boot Kit
CDU1498	20781	Driveshaft
CDU1499	20780	Driveshaft
FRC3890	20529	Joint w. Shaft
FRC3891	20530	Joint w. Shaft
GCV1076	20889	Joint Kit
GCV1088	21537	Joint Kit

OE	Spidan	Description / Bezeichnung
----	--------	------------------------------

<b>ROVER</b>		
GCV1112	20919	Joint Kit
GCV1112	20918	Joint Kit
GCV1117	20918	Joint Kit
GCV1117	20919	Joint Kit
GCV1119	21538	Joint Kit
GCV1123	21544	Joint Kit
GCV1146	21543	Joint Kit
GCV1181	21533	Joint Kit
GCV1194	21539	Joint Kit
GDG162	21540	Boot Kit
GDG164	21540	Boot Kit
GVC1069	20892	Joint Kit
TDB000880	24107	Driveshaft
TDB000890	24108	Driveshaft
TDB103301	24173	Driveshaft
TDB103311	24174	Driveshaft
TDB104860	24169	Driveshaft
TDB104870	24170	Driveshaft
TDB104880	24172	Driveshaft
TDB104890	24171	Driveshaft
TDB104900	24105	Driveshaft
TDB104910	24104	Driveshaft
TDB104940	24101	Driveshaft
TDB104950	24100	Driveshaft
TDB104960	24103	Driveshaft
TDB104970	24102	Driveshaft
TDB4900	24105	Driveshaft
TDJ10016	20889	Joint Kit
TDJ100580	21533	Joint Kit
TDJ100590	21539	Joint Kit
TDJ100940	21534	Boot Kit
TDR000280	24064	Boot Kit
TDR100940	21540	Boot Kit
TDR100940	21534	Boot Kit
TDR100950	21540	Boot Kit
TFB000070	21544	Joint Kit
TFB000090	21537	Joint Kit

OE	Spidan	Description / Bezeichnung
----	--------	------------------------------

TFB000110	21538	Joint Kit
TFB000140	21543	Joint Kit

<b>SAAB</b>		
4002911	21906	Joint Kit
4103313	22110	Tripod
4195418	23595	Driveshaft
4195434	23646	Driveshaft
4399333	22292	Boot Kit
4483517	22292	Boot Kit
4686655	20195	Driveshaft
5057682	20198	Driveshaft
5057690	20196	Driveshaft
5057708	20197	Driveshaft
5171236	20198	Driveshaft
5235031	24622	Joint Kit
5390489	24622	Joint Kit
5390638	24623	Boot Kit
5392691	24622	Joint Kit
5392956	24622	Joint Kit
5392972	24622	Joint Kit
5393020	24622	Joint Kit
5393038	24622	Joint Kit
8827727	23583	Driveshaft
8827735	23640	Driveshaft
8827750	23585	Driveshaft
8827818	23595	Driveshaft
8827834	23646	Driveshaft
8827859	23586	Driveshaft
8827875	23584	Driveshaft
8950628	22107	Tripod
8961864	26171	Boot Kit
8961872	26172	Boot Kit
8983571	21906	Joint Kit
8990574	21907	Joint Kit
8993073	26166	Boot Kit
8993149	26038	Boot Kit
8993628	26171	Boot Kit

OE	Spidan	Description / Bezeichnung
----	--------	------------------------------

8993636	26172	Boot Kit
8993685	26173	Boot Kit
8993701	26174	Boot Kit
8993792	26038	Boot Kit
8994154	26274	Boot Kit
8994956	26166	Boot Kit
9102880	21907	Joint Kit

<b>SEAT ( → AUDI / SEAT / SKODA / VW)</b>
---

<b>SKODA ( → AUDI / SEAT / SKODA / VW)</b>
--

<b>SMART</b>		
Q0003233V006000000	24263	Driveshaft
Q0003233V007000000	24263	Driveshaft
Q0003233V009000000	24263	Driveshaft
Q0003233V010000000	24263	Driveshaft
Q0003233V011000000	24263	Driveshaft
Q0003234V006000000	24262	Driveshaft
Q0003234V007000000	24262	Driveshaft
Q0003234V009000000	24262	Driveshaft
Q0003234V010000000	24262	Driveshaft
Q0003234V011000000	24262	Driveshaft

<b>SUBARU</b>		
0443887701	23069	Boot Kit
23221GA232	22166	Joint Kit
23221GA233	22166	Joint Kit
23221GA234	22166	Joint Kit
23221GA242	22162	Joint Kit
23221GA243	22162	Joint Kit
23221GA244	22162	Joint Kit
23221GA372	22164	Joint Kit
23221GA373	22164	Joint Kit
23221GA592	22164	Joint Kit
23221GA593	22170	Driveshaft
23221GA593	22164	Joint Kit
23221GA593AT	22170	Driveshaft

OE	Spidan	Description / Bezeichnung	OE	Spidan	Description / Bezeichnung	OE	Spidan	Description / Bezeichnung
<b>SUBARU</b>			28021AA560	22179	Joint Kit	28091AA014AT	22172	Driveshaft
23221GA593AT	22164	Joint Kit	28021AA560	22175	Joint Kit	28091AA014AT	22175	Joint Kit
23291GA191	22164	Joint Kit	28021AC090	22177	Joint Kit	28091AA020	22175	Joint Kit
23291GA191AT	22164	Joint Kit	28021AC130	22175	Joint Kit	28091AA021	22175	Joint Kit
28021AA003	22177	Joint Kit	28021AC130	22177	Joint Kit	28091AA021	22172	Driveshaft
28021AA011	22177	Joint Kit	28021AC140	22177	Joint Kit	28091AA022	22175	Joint Kit
28021AA012	22177	Joint Kit	28021AC150	22175	Joint Kit	28091AA022	22172	Driveshaft
28021AA013	22177	Joint Kit	28021AC150	22177	Joint Kit	28091AA023	22172	Driveshaft
28021AA021	22175	Joint Kit	28021AC171	22177	Joint Kit	28091AA023	22175	Joint Kit
28021AA022	22175	Joint Kit	28021AC171	22175	Joint Kit	28091AA024	22172	Driveshaft
28021AA031	22175	Joint Kit	28021AC190	22175	Joint Kit	28091AA024	22175	Joint Kit
28021AA032	22175	Joint Kit	28021AC190	22177	Joint Kit	28091AA024AT	22175	Joint Kit
28021AA033	22175	Joint Kit	28021AC280	22177	Joint Kit	28091AA090	22177	Joint Kit
28021AA051	22179	Joint Kit	28021AC280	22175	Joint Kit	28091AA091	22177	Joint Kit
28021AA052	22179	Joint Kit	28021AC281	22175	Joint Kit	28091AA092	22177	Joint Kit
28021AA053	22179	Joint Kit	28021AC281	22177	Joint Kit	28091AA093	22177	Joint Kit
28021AA092	22177	Joint Kit	28021FC020	22175	Joint Kit	28091AA094	22177	Joint Kit
28021AA092	22175	Joint Kit	28021FC020	22177	Joint Kit	28091AA094AT	22175	Joint Kit
28021AA130	22175	Joint Kit	28021FC021	22175	Joint Kit	443887701	23069	Boot Kit
28021AA131	22175	Joint Kit	28021FC021	22177	Joint Kit	623210041	22155	Joint w. Shaft
28021AA132	22175	Joint Kit	28021FC030	22175	Joint Kit	723221000	22154	Joint Kit
28021AA150	22179	Joint Kit	28021FC030	22177	Joint Kit	723221002	22154	Joint Kit
28021AA151	22179	Joint Kit	28021FC031	22175	Joint Kit	723221003	22154	Joint Kit
28021AA152	22179	Joint Kit	28021FC031	22177	Joint Kit	723221004	22154	Joint Kit
28021AA160	22177	Joint Kit	28021FC031	22179	Joint Kit	723221005	22154	Joint Kit
28021AA161	22177	Joint Kit	28021FC031AT	22177	Joint Kit	723221006	22154	Joint Kit
28021AA162	22177	Joint Kit	28021FC031AT	22175	Joint Kit	723221007	22154	Joint Kit
28021AA481	22177	Joint Kit	28091AA000	22177	Joint Kit	723221008	22154	Joint Kit
28021AA491	22177	Joint Kit	28091AA001	22177	Joint Kit	723221010	22151	Joint Kit
28021AA491	22175	Joint Kit	28091AA002	22177	Joint Kit	723221010	22154	Joint Kit
28021AA501	22175	Joint Kit	28091AA003	22177	Joint Kit	723221051	22151	Joint Kit
28021AA501	22177	Joint Kit	28091AA004	22177	Joint Kit	723221052	22151	Joint Kit
28021AA511	22175	Joint Kit	28091AA004AT	22177	Joint Kit	723221053	22151	Joint Kit
28021AA530	22179	Joint Kit	28091AA010	22175	Joint Kit	723221055	22151	Joint Kit
28021AA541	22175	Joint Kit	28091AA011	22175	Joint Kit	723221390	22154	Joint Kit
28021AA541	22177	Joint Kit	28091AA011	22172	Driveshaft	723221392	22154	Joint Kit
28021AA551	22175	Joint Kit	28091AA012	22175	Joint Kit	723222040	26121	Boot Kit
28021AA560	22177	Joint Kit	28091AA014	22175	Joint Kit	723222041	26121	Boot Kit

OE	Spidan	Description / Bezeichnung
----	--------	------------------------------

SUBARU		
723222042	26121	Boot Kit
723222043	26121	Boot Kit
723290000	22168	Joint Kit
723290001	22168	Joint Kit
723290002	22168	Joint Kit
723290003	22168	Joint Kit
723290010	22160	Joint Kit
723290011	22160	Joint Kit
723290012	22160	Joint Kit
723290090	22168	Joint Kit
723291000	22154	Joint Kit
723291001	22154	Joint Kit
723291002	22154	Joint Kit
723291003	22154	Joint Kit
723291003AT	22154	Joint Kit
723291010	22151	Joint Kit
723291010	22154	Joint Kit
723291011	22151	Joint Kit
723291012	22151	Joint Kit
723291013	22151	Joint Kit

SUZUKI		
0443887701	23069	Boot Kit
4410151K00	24596	Driveshaft
4410151K90	24598	Driveshaft
4410151K90	24643	Joint Kit
4410160B12	21087	Joint Kit
4410160B20	21087	Joint Kit
4410160B30	21087	Joint Kit
4410160G00	22937	Joint Kit
4410160G10	22937	Joint Kit
4410160G23	22935	Joint Kit
4410160G33	22935	Joint Kit
4410160G62	22935	Joint Kit
4410160GB0	22936	Joint Kit
4410160GH0	22936	Joint Kit

OE	Spidan	Description / Bezeichnung
----	--------	------------------------------

4410160GN0	22936	Joint Kit
4410162B11	21087	Joint Kit
4410162B12	21087	Joint Kit
4410162B22	21087	Joint Kit
4410163B10	21087	Joint Kit
4410163B20	21087	Joint Kit
4410171C10	21090	Joint Kit
4410171C30	21090	Joint Kit
4410171C31	21090	Joint Kit
4410171C40	21090	Joint Kit
4410171C41	21090	Joint Kit
4410178010	21080	Joint Kit
4410178011	21080	Joint Kit
4410178012	21080	Joint Kit
4410180E00	20160	Driveshaft
4410180E00	21030	Joint Kit
4410180E01	21030	Joint Kit
4410180E01000	21030	Joint Kit
4410180E01000	20160	Driveshaft
4410180E20	20162	Driveshaft
4410180E21000	20162	Driveshaft
4410182020	21080	Joint Kit
4410182021	21080	Joint Kit
4410182313	21080	Joint Kit
4410182611	21080	Joint Kit
4410183000	22934	Joint
4410183300	22934	Joint
4410183301	22934	Joint
4410184011	21081	Joint Kit
4410184012	21081	Joint Kit
4410184150	21081	Joint Kit
4410184331	21081	Joint Kit
4410186041	21080	Joint Kit
4410186G30	21516	Joint Kit
44101T51K90000	24643	Joint Kit
4410251K00	24595	Driveshaft
4410251K90	24643	Joint Kit
4410251K90	24597	Driveshaft

OE	Spidan	Description / Bezeichnung
----	--------	------------------------------

4410260B12	21087	Joint Kit
4410260B20	21087	Joint Kit
4410260B30	21087	Joint Kit
4410260G00	22937	Joint Kit
4410260G10	22937	Joint Kit
4410260G23	22935	Joint Kit
4410260G30	22935	Joint Kit
4410260G62	22935	Joint Kit
4410260GB0	22936	Joint Kit
4410260GH0	22936	Joint Kit
4410260GN0	22936	Joint Kit
4410262B11	21087	Joint Kit
4410262B12	21087	Joint Kit
4410262B22	21087	Joint Kit
4410263B10	21087	Joint Kit
4410263B20	21087	Joint Kit
4410263B21	21087	Joint Kit
4410278010	21080	Joint Kit
4410278011	21080	Joint Kit
4410278012	21080	Joint Kit
4410280E00	20159	Driveshaft
4410280E00	21030	Joint Kit
4410280E01	20159	Driveshaft
4410280E01	21030	Joint Kit
4410280E0100	20159	Driveshaft
4410280E01000	20159	Driveshaft
4410280E01000	21030	Joint Kit
4410280E20	20161	Driveshaft
4410280E21000	20161	Driveshaft
4410282020	21080	Joint Kit
4410282021	21080	Joint Kit
4410282313	21080	Joint Kit
4410282611	21080	Joint Kit
4410283000	22934	Joint
4410283300	22934	Joint
4410283301	22934	Joint
4410284011	21081	Joint Kit
4410284012	21081	Joint Kit

OE	Spidan	Description / Bezeichnung
----	--------	------------------------------

<b>SUZUKI</b>		
4410284150	21081	Joint Kit
4410284331	21081	Joint Kit
4410286041	21080	Joint Kit
4410286G30	21516	Joint Kit
4410286G30000	21516	Joint Kit
44102M70F00	21030	Joint Kit
44102M70F00000	21030	Joint Kit
44102M72F00	21030	Joint Kit
44102M72F12	21030	Joint Kit
44102M72F12000	21030	Joint Kit
44102M72F20	21030	Joint Kit
44102M72F21	21030	Joint Kit
44102M72F21000	21030	Joint Kit
44102M72F40	21030	Joint Kit
44102M72F41	21030	Joint Kit
44102T51K90000	24643	Joint Kit
4411463B60	21090	Joint Kit
4411578010	21080	Joint Kit
4411660B20	21087	Joint Kit
4411660B30	21087	Joint Kit
4411664B10	21088	Joint Kit
4411851K90	24644	Boot Kit
4411975F00	26164	Boot Kit
4411975F60	26164	Boot Kit
4411977E01	26231	Boot Kit
4411978513	26164	Boot Kit
4413160A01	21082	Joint Kit
4413260A00	21082	Joint Kit
4413260A00000	21082	Joint Kit

<b>TOYOTA</b>		
044270H010	24896	Boot Kit
044280H010	24896	Boot Kit
0443805100	24551	Boot Kit
0443805140	24551	Boot Kit
044380D020	23146	Boot Kit

OE	Spidan	Description / Bezeichnung
----	--------	------------------------------

0443812502	23168	Boot Kit
0443852030	22287	Boot Kit
0443852040	23168	Boot Kit
0443852041	23168	Boot Kit
4340560015	22310	Joint
4340560016	22310	Joint
4340560020	22310	Joint
4340560030	21177	Joint
4340560060	21177	Joint
4340560070	21177	Joint
4341002010	22307	Joint Kit
4341002011	22307	Joint Kit
4341002020	22306	Joint Kit
4341002240	24381	Joint Kit
4341002570	24677	Driveshaft
4341002580	24679	Driveshaft
4341005080	20133	Driveshaft
4341006040	20178	Joint Kit
4341006100	20178	Joint Kit
434100D010	21845	Joint Kit
434100D020	24455	Joint Kit
434100D080	24455	Joint Kit
434100D150	24455	Joint Kit
434100H010	24895	Joint Kit
434100H010A	24512	Driveshaft
434100H010A	24895	Joint Kit
434100H020B	24514	Driveshaft
4341010010	22312	Joint Kit
4341010020	22312	Joint Kit
4341010021	22312	Joint Kit
4341010022	22312	Joint Kit
4341010030	22312	Joint Kit
4341010040	22312	Joint Kit
4341010050	22312	Joint Kit
4341010051	22312	Joint Kit
4341010052	22312	Joint Kit
4341010060	22312	Joint Kit
4341010090	22312	Joint Kit

OE	Spidan	Description / Bezeichnung
----	--------	------------------------------

4341010091	22312	Joint Kit
4341010130	22312	Joint Kit
4341010131	22312	Joint Kit
4341010150	22306	Joint Kit
4341010270	22312	Joint Kit
4341012010	22306	Joint Kit
4341012020	22306	Joint Kit
4341012021	22306	Joint Kit
4341012030	22307	Joint Kit
4341012040	22307	Joint Kit
4341012050	22306	Joint Kit
4341012060	22306	Joint Kit
4341012070	22307	Joint Kit
4341012080	22306	Joint Kit
4341012081	22306	Joint Kit
4341012090	22307	Joint Kit
4341012091	22307	Joint Kit
4341012100	22307	Joint Kit
4341012101	22307	Joint Kit
4341012102	22307	Joint Kit
4341012120	22311	Joint Kit
4341012120	22306	Joint Kit
4341012122	22311	Joint Kit
4341012122	22306	Joint Kit
4341012123	22306	Joint Kit
4341012123	22311	Joint Kit
4341012130	22306	Joint Kit
4341012131	22311	Joint Kit
4341012140	22307	Joint Kit
4341012141	22307	Joint Kit
4341012142	22307	Joint Kit
4341012150	22307	Joint Kit
4341012151	22307	Joint Kit
4341012152	22307	Joint Kit
4341012170	22307	Joint Kit
4341012171	22307	Joint Kit
4341012172	22307	Joint Kit
4341012173	22307	Joint Kit



OE	Spidan	Description / Bezeichnung
----	--------	------------------------------

TOYOTA		
4341012180	22307	Joint Kit
4341012181	22307	Joint Kit
4341012210	22307	Joint Kit
4341012230	22307	Joint Kit
4341012260	22311	Joint Kit
4341012270	22311	Joint Kit
4341012271	22311	Joint Kit
4341012280	22311	Joint Kit
4341012300	22311	Joint Kit
4341012350	22311	Joint Kit
4341012350	22307	Joint Kit
4341012351	22311	Joint Kit
4341012351	22307	Joint Kit
4341012352	22311	Joint Kit
4341012352	22307	Joint Kit
4341012353	22307	Joint Kit
4341012353	22311	Joint Kit
4341012420	22311	Joint Kit
4341012430	22311	Joint Kit
4341012H00	22307	Joint Kit
4341012H01	22307	Joint Kit
4341013010	22307	Joint Kit
4341016050	22306	Joint Kit
4341016060	22306	Joint Kit
4341016080	22306	Joint Kit
4341016090	22306	Joint Kit
4341020010	22307	Joint Kit
4341020020	22307	Joint Kit
4341020030	22307	Joint Kit
4341020031	22307	Joint Kit
4341020032	22307	Joint Kit
4341020040	22307	Joint Kit
4341020060	22313	Joint Kit
4341020061	22313	Joint Kit
4341020062	22313	Joint Kit
4341020070	22313	Joint Kit
4341020071	22313	Joint Kit

OE	Spidan	Description / Bezeichnung
----	--------	------------------------------

4341020072	22313	Joint Kit
4341020073	22313	Joint Kit
4341020080	22311	Joint Kit
4341020090	22311	Joint Kit
4341020100	22307	Joint Kit
4341020101	22307	Joint Kit
4341020140	22311	Joint Kit
4341020141	22311	Joint Kit
4341020142	22311	Joint Kit
4341020150	22311	Joint Kit
4341020151	22311	Joint Kit
4341020152	22311	Joint Kit
4341020170	22307	Joint Kit
4341020180	22307	Joint Kit
4341020181	22307	Joint Kit
4341020182	22307	Joint Kit
4341020220	22307	Joint Kit
4341020240	20136	Joint Kit
4341020241	20136	Joint Kit
4341020242	20136	Joint Kit
4341020243	20136	Joint Kit
4341020330	22311	Joint Kit
4341020331	22311	Joint Kit
4341020340	22307	Joint Kit
4341020340	22311	Joint Kit
4341020341	22311	Joint Kit
4341020341	22307	Joint Kit
4341020342	22307	Joint Kit
4341020342	22311	Joint Kit
4341020343	22311	Joint Kit
4341020343	22307	Joint Kit
4341020344	22311	Joint Kit
4341020344	22307	Joint Kit
4341020430	22311	Joint Kit
4341020431	22311	Joint Kit
4341020432	22311	Joint Kit
4341020440	22311	Joint Kit
4341020441	22311	Joint Kit

OE	Spidan	Description / Bezeichnung
----	--------	------------------------------

4341020450	22311	Joint Kit
4341020451	22311	Joint Kit
4341020452	22311	Joint Kit
4341020470	22311	Joint Kit
4341020580	21765	Joint Kit
4341020581	21765	Joint Kit
4341020582	21765	Joint Kit
4341020583	21765	Joint Kit
4341032010	22307	Joint Kit
4341032011	22307	Joint Kit
4341032012	22307	Joint Kit
4341032020	22307	Joint Kit
4341032021	22307	Joint Kit
4341032022	22307	Joint Kit
4341032023	22307	Joint Kit
4341032030	22307	Joint Kit
4341032031	22307	Joint Kit
4341032040	22307	Joint Kit
4341032041	22307	Joint Kit
4341032060	22307	Joint Kit
4341032061	22307	Joint Kit
4341032173	22307	Joint Kit
4341033040	20178	Joint Kit
4341033140	20178	Joint Kit
4341033190	20178	Joint Kit
4341033191	20178	Joint Kit
4341033192	20178	Joint Kit
4341042020	22307	Joint Kit
4341042021	22307	Joint Kit
4341042022	22307	Joint Kit
4341042023	22307	Joint Kit
4341044020	21765	Joint Kit
4341044021	21765	Joint Kit
4341052040	21845	Joint Kit
4341052050	21845	Joint Kit
4342002010	22307	Joint Kit
4342002020	22306	Joint Kit
4342002270	24381	Joint Kit

OE	Spidan	Description / Bezeichnung
----	--------	------------------------------

TOYOTA		
4342002610	24676	Driveshaft
4342002620	24678	Driveshaft
4342005060	20132	Driveshaft
4342005070	22307	Joint Kit
4342005070	22311	Joint Kit
4342005080	22311	Joint Kit
4342005130	21297	Joint Kit
4342006040	20178	Joint Kit
4342006100	20178	Joint Kit
434200D010	21845	Joint Kit
434200D020	24455	Joint Kit
434200D080	24455	Joint Kit
434200D150	24455	Joint Kit
434200H010	24895	Joint Kit
434200H010A	24511	Driveshaft
434200H010A	24895	Joint Kit
434200H020B	24513	Driveshaft
4342010010	22312	Joint Kit
4342010020	22312	Joint Kit
4342010021	22312	Joint Kit
4342010022	22312	Joint Kit
4342010030	22312	Joint Kit
4342010060	22312	Joint Kit
4342010090	22312	Joint Kit
4342010091	22312	Joint Kit
4342010110	22312	Joint Kit
4342010111	22312	Joint Kit
4342010130	22312	Joint Kit
4342010131	22312	Joint Kit
4342010150	22306	Joint Kit
4342010200	22312	Joint Kit
4342012010	22306	Joint Kit
4342012020	22306	Joint Kit
4342012021	22306	Joint Kit
4342012030	22306	Joint Kit
4342012040	22307	Joint Kit
4342012041	22307	Joint Kit

OE	Spidan	Description / Bezeichnung
----	--------	------------------------------

4342012042	22307	Joint Kit
4342012060	22306	Joint Kit
4342012061	22306	Joint Kit
4342012070	22307	Joint Kit
4342012071	22307	Joint Kit
4342012080	22311	Joint Kit
4342012080	22306	Joint Kit
4342012082	22306	Joint Kit
4342012082	22311	Joint Kit
4342012083	22306	Joint Kit
4342012083	22311	Joint Kit
4342012090	22306	Joint Kit
4342012091	22311	Joint Kit
4342012100	22307	Joint Kit
4342012101	22307	Joint Kit
4342012110	22307	Joint Kit
4342012111	22307	Joint Kit
4342012112	22307	Joint Kit
4342012130	22307	Joint Kit
4342012140	22307	Joint Kit
4342012141	22307	Joint Kit
4342012142	22307	Joint Kit
4342012143	22307	Joint Kit
4342012150	22307	Joint Kit
4342012151	22307	Joint Kit
4342012152	22307	Joint Kit
4342012230	22307	Joint Kit
4342012250	22311	Joint Kit
4342012251	22311	Joint Kit
4342012260	22311	Joint Kit
4342012261	22311	Joint Kit
4342012330	22307	Joint Kit
4342012331	22307	Joint Kit
4342012332	22307	Joint Kit
4342012333	22307	Joint Kit
4342013010	22307	Joint Kit
4342016050	22306	Joint Kit
4342016060	22306	Joint Kit

OE	Spidan	Description / Bezeichnung
----	--------	------------------------------

4342016061	22306	Joint Kit
4342016062	22306	Joint Kit
4342016080	22306	Joint Kit
4342016090	22306	Joint Kit
4342020010	22307	Joint Kit
4342020020	22307	Joint Kit
4342020021	22307	Joint Kit
4342020040	22313	Joint Kit
4342020041	22313	Joint Kit
4342020042	22313	Joint Kit
4342020050	22313	Joint Kit
4342020051	22313	Joint Kit
4342020052	22313	Joint Kit
4342020053	22313	Joint Kit
4342020060	22307	Joint Kit
4342020070	22307	Joint Kit
4342020110	22311	Joint Kit
4342020110	22307	Joint Kit
4342020111	22311	Joint Kit
4342020112	22311	Joint Kit
4342020112	22307	Joint Kit
4342020113	22307	Joint Kit
4342020113	22311	Joint Kit
4342020120	22307	Joint Kit
4342020121	22311	Joint Kit
4342020170	22307	Joint Kit
4342020171	22307	Joint Kit
4342020172	22307	Joint Kit
4342020173	22307	Joint Kit
4342020190	20136	Joint Kit
4342020191	20136	Joint Kit
4342020192	20136	Joint Kit
4342020193	20136	Joint Kit
4342020280	22311	Joint Kit
4342020281	22311	Joint Kit
4342020282	22311	Joint Kit
4342020283	22311	Joint Kit
4342020290	22307	Joint Kit

OE	Spidan	Description / Bezeichnung
----	--------	------------------------------

TOYOTA		
4342020291	22307	Joint Kit
4342020292	22307	Joint Kit
4342020293	22307	Joint Kit
4342020294	22307	Joint Kit
4342020300	22307	Joint Kit
4342020301	22307	Joint Kit
4342020302	22307	Joint Kit
4342020304	22307	Joint Kit
4342020340	22307	Joint Kit
4342020341	22307	Joint Kit
4342020350	22311	Joint Kit
4342020420	21765	Joint Kit
4342020421	21765	Joint Kit
4342020422	21765	Joint Kit
4342020423	21765	Joint Kit
4342032010	22307	Joint Kit
4342032011	22307	Joint Kit
4342032012	22307	Joint Kit
4342032030	22307	Joint Kit
4342032031	22307	Joint Kit
4342032040	22307	Joint Kit
4342032041	22307	Joint Kit
4342033040	20178	Joint Kit
4342033130	20178	Joint Kit
4342033170	20178	Joint Kit
4342033171	20178	Joint Kit
4342033172	20178	Joint Kit
4342042020	22307	Joint Kit
4342042021	22307	Joint Kit
4342042022	22307	Joint Kit
4342042023	22307	Joint Kit
4342044020	21765	Joint Kit
4342044021	21765	Joint Kit
4342051Y10	22307	Joint Kit
4342052040	21845	Joint Kit
4342052050	21845	Joint Kit
4343035010	23972	Joint Kit

OE	Spidan	Description / Bezeichnung
----	--------	------------------------------

4343035011	23972	Joint Kit
4343035012	23972	Joint Kit
4343035022	23972	Joint Kit
4344705030	24551	Boot Kit
434470H030	24896	Boot Kit
4344752011	23168	Boot Kit
4344752030	23168	Boot Kit
4344852030	22287	Boot Kit
4346005080	20115	Joint w. Shaft
4346005180	21843	Joint Kit
4346009270	24554	Joint Kit
4346009270	24555	Boot Kit
4346009290	21843	Joint Kit
4346009490	21843	Joint Kit
4346009530	24455	Joint Kit
4346009600	24381	Joint Kit
4346009601	24381	Joint Kit
4346009621	24550	Joint Kit
4346010H00	22312	Joint Kit
4346010H04	22312	Joint Kit
4346019075	22312	Joint Kit
4346019085	22312	Joint Kit
4346019086	22312	Joint Kit
4346019265	22311	Joint Kit
4346019275	22311	Joint Kit
4346019276	22311	Joint Kit
4346019277	22311	Joint Kit
4346019305	22307	Joint Kit
4346019306	22307	Joint Kit
4346019309	22307	Joint Kit
434602918	23683	Joint Kit
4346049065	24338	Joint Kit
4346049105	24338	Joint Kit
4346049106	24338	Joint Kit
4346049165	24338	Joint Kit
4346049166	24338	Joint Kit
4346049167	24338	Joint Kit
4346049355	24338	Joint Kit

OE	Spidan	Description / Bezeichnung
----	--------	------------------------------

4346059045	24391	Joint Kit
4346059365	24391	Joint Kit
4347005240	21843	Joint Kit
4347009440	24554	Joint Kit
4347009440	24555	Boot Kit
4347009541	21297	Joint Kit
4347009560	24555	Boot Kit
4347009560	24554	Joint Kit
4347009740	21843	Joint Kit
4347009780	24455	Joint Kit
4347009A14	24381	Joint Kit
4347009A15	24550	Joint Kit
4347019205	22311	Joint Kit
4347019215	22311	Joint Kit
4347019216	22311	Joint Kit
4347019235	22307	Joint Kit
4347019236	22307	Joint Kit
4347019655	21765	Joint Kit
4347019656	21765	Joint Kit
4347019657	21765	Joint Kit
4347019658	21765	Joint Kit
4347019659	21765	Joint Kit
4347019676	22311	Joint Kit
4347039085	22307	Joint Kit
4347039086	22307	Joint Kit
4347039087	22307	Joint Kit
4347039088	22307	Joint Kit
4347039089	22307	Joint Kit
4347039090	22307	Joint Kit
4347039145	22307	Joint Kit
4347059045	24391	Joint Kit
4347059455	24391	Joint Kit
4347080151	22311	Joint Kit
4430560040	21009	Joint Kit
443752190	22287	Boot Kit
443802101	24551	Boot Kit
443812050	26050	Boot Kit
443812502	23168	Boot Kit

OE	Spidan	Description / Bezeichnung
----	--------	------------------------------

TOYOTA		
443816010	26051	Boot Kit
443816011	26051	Boot Kit
443832011	26050	Boot Kit
443852030	22287	Boot Kit
443852040	23168	Boot Kit
443852040	22287	Boot Kit
443852041	23168	Boot Kit
4641005310	21297	Joint Kit
4646009331	21297	Joint Kit
A020L2119	24554	Joint Kit
A020L2119	24555	Boot Kit
U02917032	24551	Boot Kit

VOLVO		
271648	26295	Boot Kit
272439	22286	Boot Kit
272439	26274	Boot Kit
272440	26274	Boot Kit
272441	20199	Boot Kit
272442	20199	Boot Kit
272483	22286	Boot Kit
272483	26274	Boot Kit
272487	22286	Boot Kit
274165	22286	Boot Kit
274337	22286	Boot Kit
30610835	20587	Joint Kit
30611702	20583	Joint Kit
30611947	20585	Joint Kit
30614137	23606	Driveshaft
30681128	24867	Driveshaft
30681129	24868	Driveshaft
30681130	24897	Driveshaft
30681131	24898	Driveshaft
30711770	24897	Driveshaft
30711772	24867	Driveshaft
30741287	24470	Driveshaft

OE	Spidan	Description / Bezeichnung
----	--------	------------------------------


30741287	24471	Driveshaft
30783002	24868	Driveshaft
30783004	24898	Driveshaft
30783167	24867	Driveshaft
30783168	24868	Driveshaft
30783171	24897	Driveshaft
30783172	24898	Driveshaft
30783173	24470	Driveshaft
30783174	24471	Driveshaft
30787774	24470	Driveshaft
30787775	24867	Driveshaft
30787778	24897	Driveshaft
30787783	24868	Driveshaft
30787784	24471	Driveshaft
30787788	24898	Driveshaft
30858352	21842	Boot Kit
30858354	22284	Boot Kit
30872817	21842	Boot Kit
30874775	23252	Boot Kit
30899073	21842	Boot Kit
30899074	21842	Boot Kit
30899074	22284	Boot Kit
31256221	22286	Boot Kit
31256221	26274	Boot Kit
31256222	26274	Boot Kit
31256224	22286	Boot Kit
31256225	26295	Boot Kit
31256231	22286	Boot Kit
31256231	26274	Boot Kit
31256234	22286	Boot Kit
31256235	26295	Boot Kit
31256930	24868	Driveshaft
31256931	24867	Driveshaft
35023365	20813	Driveshaft
36000293	24898	Driveshaft
36000439	24470	Driveshaft
36000440	24867	Driveshaft
36000443	24897	Driveshaft

OE	Spidan	Description / Bezeichnung
----	--------	------------------------------

36000448	24868	Driveshaft
36000449	24471	Driveshaft
36000453	24898	Driveshaft
36000548	24470	Driveshaft
36000549	24867	Driveshaft
36000550	24470	Driveshaft
36000552	24897	Driveshaft
36000557	24868	Driveshaft
36000558	24471	Driveshaft
36000559	24471	Driveshaft
36000562	24898	Driveshaft
36001356	24867	Driveshaft
36001360	24868	Driveshaft
5003844	20834	Driveshaft
5003845	20833	Driveshaft
5003913	20835	Driveshaft
6843202	20834	Driveshaft
6843203	20833	Driveshaft
8063258	24867	Driveshaft
8111305	20834	Driveshaft
8111306	20833	Driveshaft
8111309	20835	Driveshaft
8111311	20330	Driveshaft
8251510	20333	Driveshaft
8251528	23606	Driveshaft
8601096	20833	Driveshaft
8601097	20834	Driveshaft
8601098	20835	Driveshaft
8601223	20330	Driveshaft
8601462	20333	Driveshaft
8601829	23606	Driveshaft
8603119	24470	Driveshaft
8603120	24471	Driveshaft
8603251	24897	Driveshaft
8603252	24898	Driveshaft
8603259	24868	Driveshaft
8603486	24867	Driveshaft
8603487	24897	Driveshaft



## Boots For French Vehicles / Faltenbälge für französische Fahrzeuge







23049




23057




23059



23064




23065



23089




23090



23091



23107



23110




23111




23112

## Boots For French Vehicles / Faltenbälge für französische Fahrzeuge



23114



23115



23125



23126



23127




23128



23129




23369




23370



26020





26021

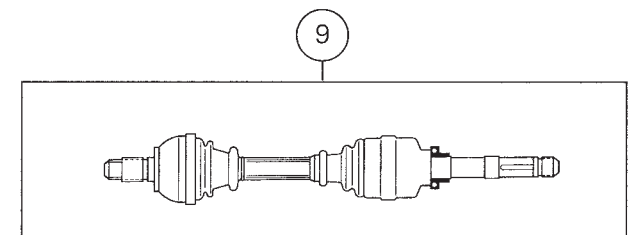
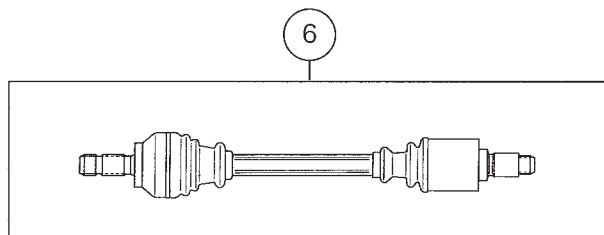
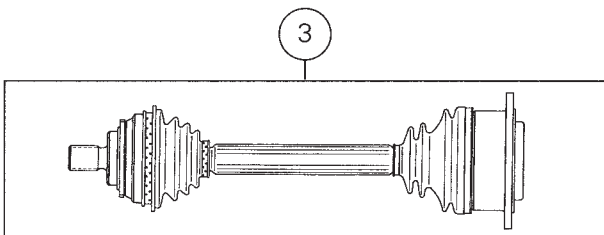
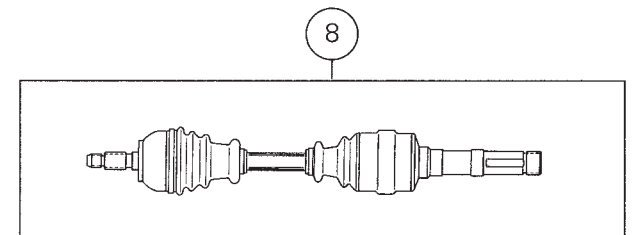
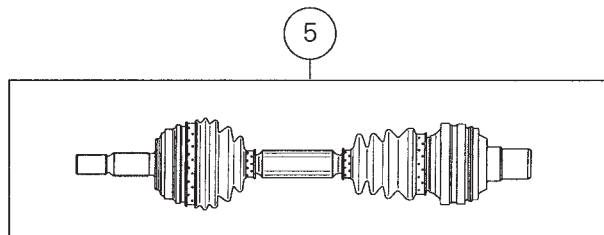
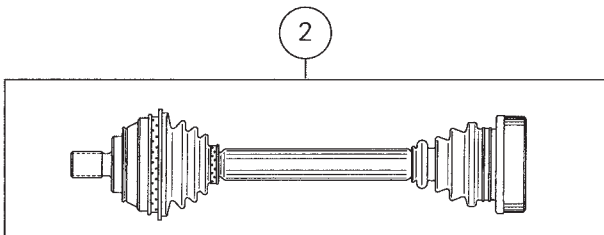
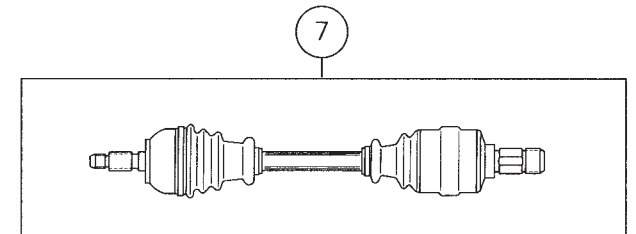
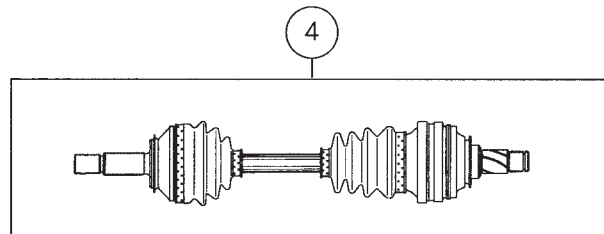
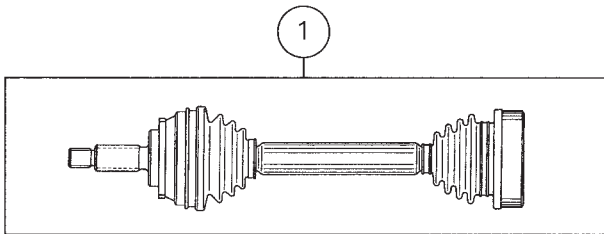


26167

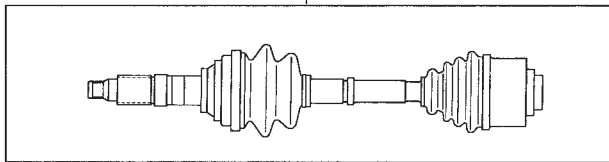




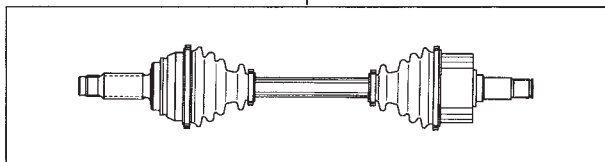
## Driveshaft Types / Antriebswellenvarianten



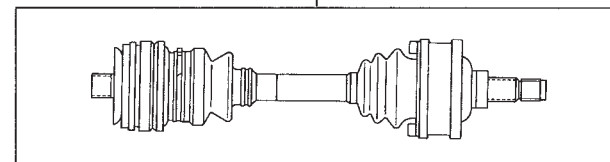
10



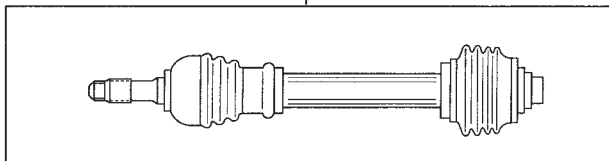
13



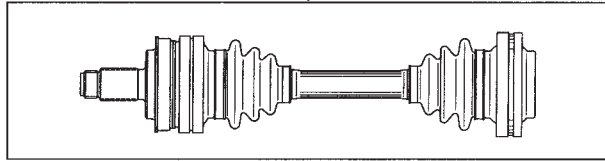
16



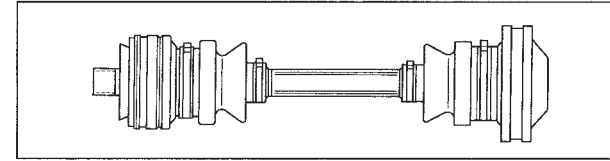
11



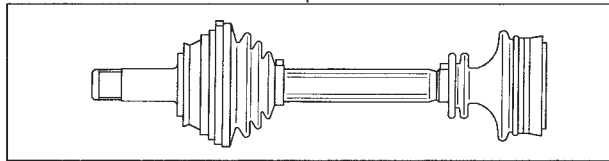
14



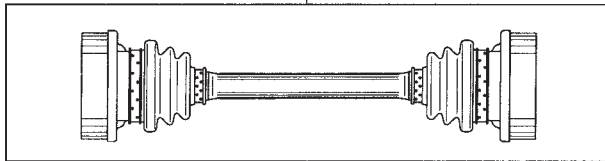
17



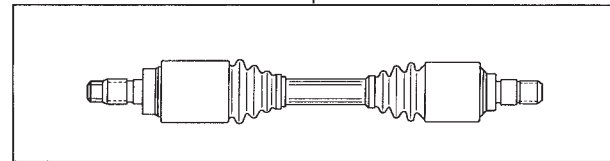
12



15

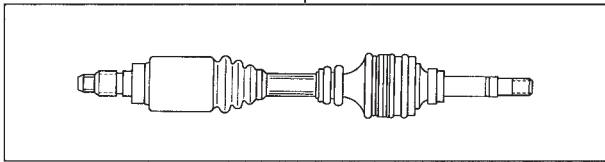


18

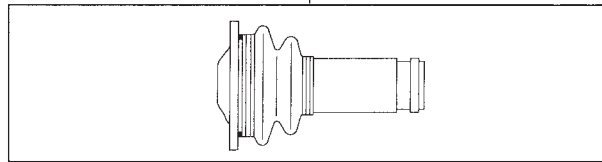


## Driveshaft Types / Antriebswellenvarianten

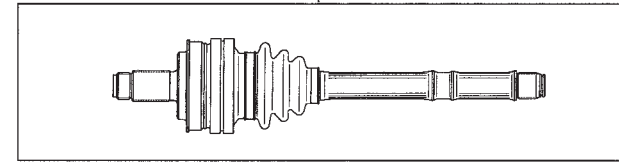
19



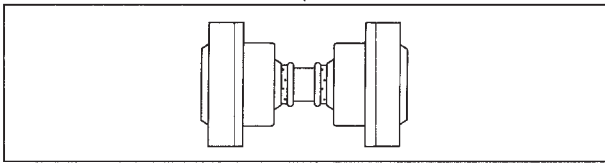
22



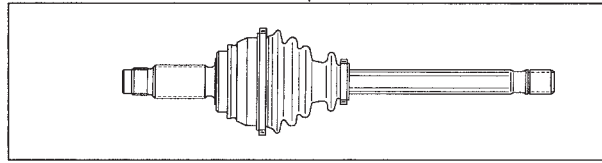
25



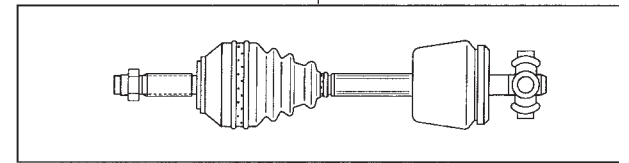
20



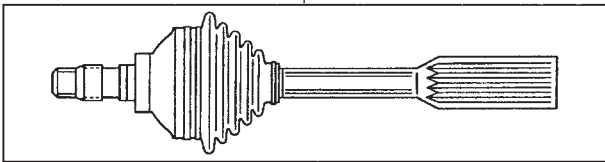
23



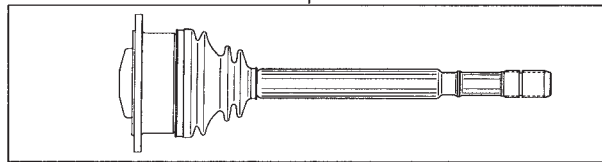
26



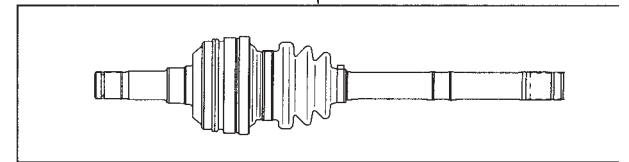
21



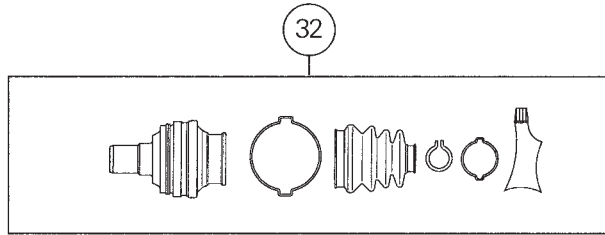
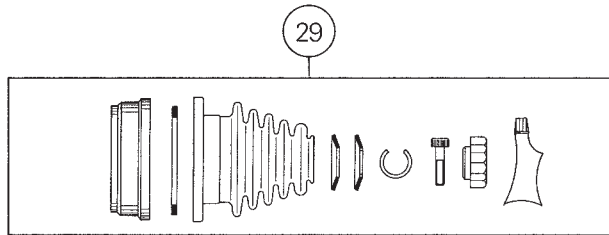
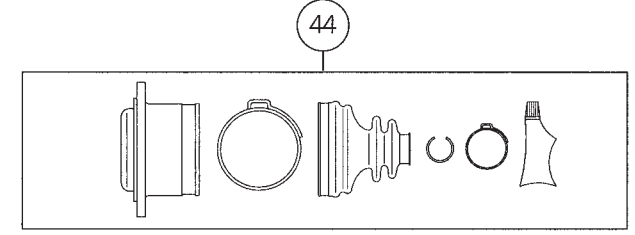
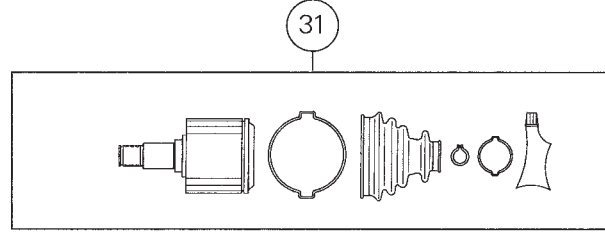
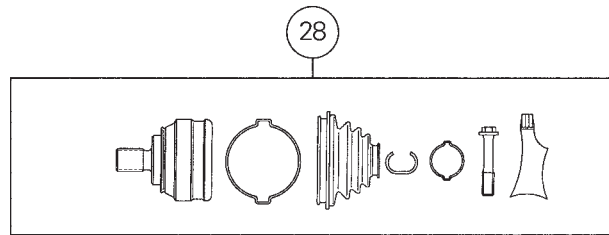
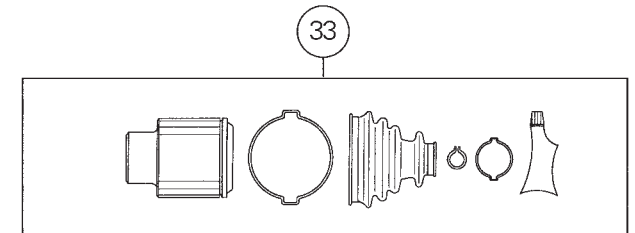
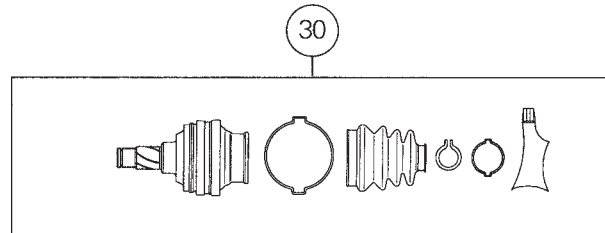
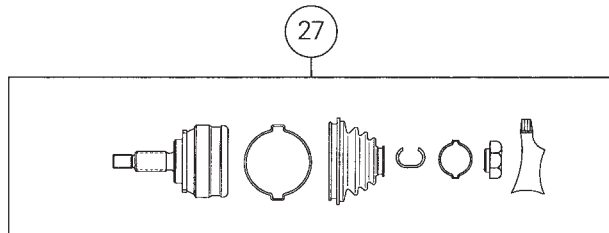
24



43

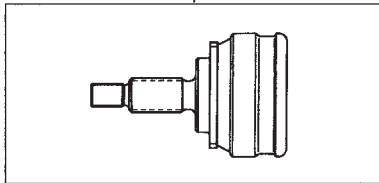


# Joint Kit Types / Gelenksatzvarianten

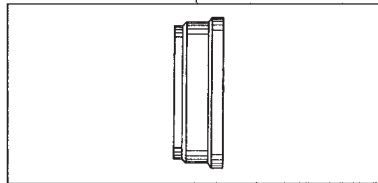


## Joint Types / Gelenkvarianten

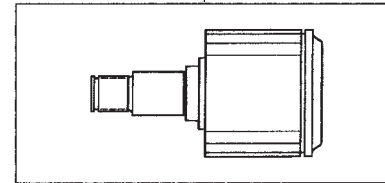
34



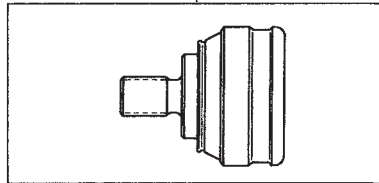
37



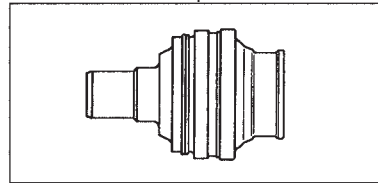
40



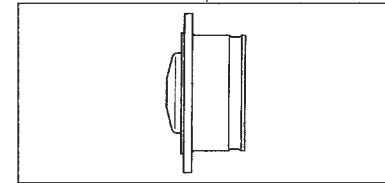
35



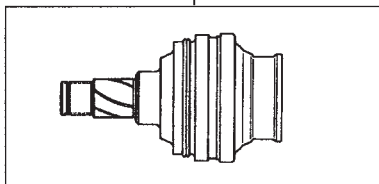
38



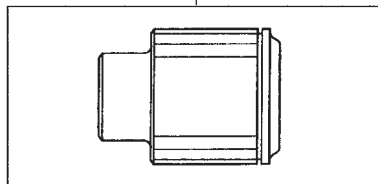
41



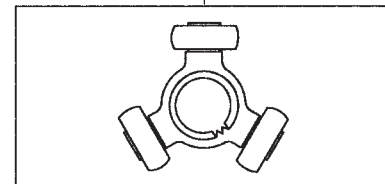
36



39



42



## **Installation Guidelines**

*Einbauanleitung*

*Conseils de pose*

*Directrices para la instalación*

*Linee guida per l'installazione*

*Montagerichtlijnen*

*Руководство по монтажу*



## **Installation Instructions for GKN Constant Velocity Driveshafts**

The precondition for satisfactory function and long service life of our products is to install them in accordance with our instructions. Since these products are precision parts, we presume that the installer has the knowledge of a skilled mechanic. If this knowledge is missing, leave the work to a specialist.

### **General Instructions**

Only use original GKN spare parts such as boots, retaining clips, washer plates, circlips, fasteners, grease. These have been developed in co-operation with the automotive industry. This means maximum safety in service. Please consider, a joint will only be as good as the associated components like boots, grease etc. In other words, the quality of boots, grease and other associated parts has extensive influence on the service durability of the joint. GKN itself is only responsible for warranty claims within one year after assembly date or 20 000 km or 12 500 miles if

- a) our installation instructions have been properly followed and
- b) original GKN spare parts have been assembled.

In case of a warranty claim within the time period stated above (or mileage), we kindly ask you to return the respective parts along with the filled-in warranty application which is available from your dealer. The drive shaft or the joint have to be returned in their original state of disassembly, this means uncleaned and complete (the joint along with boot and retaining clips) to GKN.

Please use only professional tools for all operations. Warranty conditions may vary from country to country.

## **Montageanleitung für GKN-Antriebswellen**

Voraussetzung für die Funktionsfähigkeit und Lebensdauer unserer Produkte ist eine unseren Vorschriften entsprechende Montage. Da es sich hierbei um Präzisionsteile handelt, setzen wir die nötigen Kenntnisse eines geschulten Mechanikers voraus. Sind die Kenntnisse nicht vorhanden, überlassen Sie die Arbeiten dem Fachmann.

### **Allgemeine Hinweise**

Verwenden Sie bei allen Ersatzteilen, ob Faltenbalg, Schlauchbinder, Unterlegplatten, Sicherungsring, Befestigungsteilen oder Fett, nur Original-GKN-Teile. Diese sind zusammen mit der Automobilindustrie entwickelt worden und garantieren Ihnen die entsprechende Sicherheit. Bedenken Sie, dass das Gelenk nur so gut ist wie der Faltenbalg, das Fett usw. Mit anderen Worten, die Qualität des Faltenbalges und des Fettes beeinflussen weitgehend die Lebensdauer des Gelenkes. GKN übernimmt nur dann eine Garantie innerhalb der Gewährleistung von einem Jahr bzw. 20.000 km, wenn

- a) unseren Montageanweisungen Folge geleistet wird und
- b) Original-GKN-Teile verwendet werden.

Im Falle von Reklamationen innerhalb der Gewährleistungszeit erbitten wir die reklamierten Teile zusammen mit dem ausgefüllten Gewährleistungsantrag, der Ihrem Händler vorliegt, zurück. Die Antriebswelle bzw. das Gelenk sind im Original-Ausbauzustand, d.h. ungereinigt, und vollständig (das Gelenk mit Faltenbalg und Schlauchbinder) an GKN zurückzuschicken.

Verwenden Sie für alle Arbeitsgänge fachgerechte Werkzeuge. Länderspezifische Abweichungen der Garantiebedingungen sind möglich.



## **Instructions de montage pour arbres de transmission homocinétiques GKN**

Nous recommandons de suivre scrupuleusement les instructions de montage décrites dans ce manuel qui est le garant d'un bon fonctionnement de nos transmissions. Le montage de ces pièces mécaniques de précision doit être confié à un professionnel.

### **Instructions générales**

Pour la réparations de nos transmissions, veuillez utiliser uniquement nos pièces d'origine :

- Soufflet
- Graisse
- Collier de serrage
- Jonc d'arrêt

Ces pièces ont été conçues en liaison avec les bureaux d'étude des constructeurs automobiles et elles seules vous assurent une sécurité de fonctionnement. GKN assumera une garantie pour réclamations pendant la période d'un an ou à concurrence à 20 000 km et seulement si:

- a) nos instructions de montage ont été respectées de près,
- b) des pièces de rechange d'origine GKN ont été utilisées.

En cas de réclamation pendant la période de garantie, nous vous prions de nous retourner les pièces accompagnées du formulaire « Demande de garantie » disponible auprès de votre agent. Veuillez retourner à GKN la transmission ou le joint dans son état d'origine après démontage, c'est-à-dire non nettoyé et complet (joint avec soufflet et colliers).

N'utiliser que des outils appropriés pour toutes les opérations. Les conditions de garantie peuvent varier selon les pays.

## **Instrucciones de Montaje para Transmisiones Homocinéticas GKN**

El requisito previo para un funcionamiento satisfactorio y una larga duración de nuestros productos es su instalación siguiendo nuestras instrucciones. Como estos productos son piezas de precisión, suponemos que el instalador tendrá la experiencia de un mecánico experto. Si carece de esta experiencia, encargue el trabajo a un especialista.

### **Instrucciones Generales**

Utilice solamente recambios originales GKN, por ejemplo fuelles, abrazaderas de retención, arandelas, anillos de seguridad, sujetadores, grasa. Estos elementos han sido desarrollados en colaboración con la Industria del Automóvil, lo que significa una seguridad máxima de funcionamiento. Tenga en consideración que una junta es sólo tan buena como lo sean los componentes que lleva asociados como fuelles, grasa etc. En otras palabras, la calidad de los manguitos, grasa y otras piezas correspondientes influye notablemente en la duración de la junta. La compañía GKN solamente se hace responsable de reclamaciones en el período de garantía de un año después de la fecha de montaje a 20 000 km (12 500 millas) si:

- a) Se han seguido debidamente nuestras instrucciones de montaje y
- b) Se han montado recambios originales GKN

En caso de reclamación contra garantía, dentro del período de tiempo arriba indicado (ó kilometraje), rogamos nos sean devueltas las piezas respectivas junto con la solicitud de garantía, debidamente cumplimentada, disponible en nuestro concesionario. El eje de transmisión y, respectivamente, la junta, habrán de ser devueltos en el estado original en que se desmonten, es decir, sin limpiar y completos (la junta con el fuelle y las abrazaderas de retención) a GKN.

Rogamos utilice solamente herramientas profesionales para todas las operaciones. Las condiciones de la garantía pueden variar en cada país.

## **Istruzioni di montaggio per tutti i giunti GKN**

Il presupposto per un buon funzionamento e durata dei nostri prodotti è un corretto montaggio secondo le nostre istruzioni. Poichè si tratta di particolari di precisione, è importante che il lavoro venga eseguito da installatori preparati. In mancanza di sufficienti nozioni, è indispensabile rivolgersi a personale specializzato.

### **Informazioni generali**

Tutti i particolari – quali: la cuffia, la fascetta, le rondelle, guarnizioni di sicurezza, parti di fissaggio o grasso – devono essere solo pezzi originali GKN. Questi particolari sono stati sviluppati con la collaborazione dell'industria automobilistica e garantiscono la massima sicurezza. Si deve ricordare che la funzionalità del giunto dipende dalla cuffia, dal grasso ecc. In altre parole, le qualità della cuffia e del grasso influiscono notevolmente sulla durata del giunto. GKN riconosce la garanzia per il periodo di un anno, fino a 20.000 km., solo nei casi in cui:

- a) siano state seguite le istruzioni di montaggio e
- b) siano stati montati pezzi originali GKN.

In caso di contestazioni entro il periodo di garanzia, preghiamo di rispedire il materiale reclamato unitamente alla richiesta di riconoscimento della garanzia, debitamente compilata, disponibile presso il Vostro distributore.

Il semiasse, così come il giunto, dovranno essere inoltrati a GKN nello stato originale di smontaggio, ciò significa che devono essere completi di cuffia e fascetta e non dovranno essere puliti.

Per tutte le fasi di lavorazione si devono usare attrezzi specifici. Le condizioni di garanzia possono variare da paese a paese.

## **Inbouwvoorschriften voor GKN aandrijfassen**

Voorwaarde voor een goede functie en levensduur van onze producten is de montage volgens onze richtlijnen. Aangezien het over precisiedelen gaat, is een goede kennis van monteurs noodzakelijk. Als deze kennis niet aanwezig is, moet de montage door een vakman gebeuren.

### **Algemene richtlijnen**

Gebruik uitsluitend originele GKN vervangingsonderdelen zoals hoezen, hoesklemmen, borgringen, bevestigingsdelen en vet. Deze onderdelen zijn samen met de automobielindustrie ontwikkeld en garanderen u maximale veiligheid in gebruik. Bedenk dat de homokineet alleen goed functioneert, als de bijbehorende delen zoals hoes, vet, enz. van gelijkwaardige kwaliteit. Met andere woorden: de kwaliteit van de hoes en het vet beïnvloeden in hoge mate de levensduur van de homokineet. GKN is alleen aansprakelijk voor garantieclaims binnen één jaar, respectievelijk 20.000 km indien:

- a) inbouw volgens onze voorschriften geschiedt, en
- b) originele GKN onderdelen gebruikt worden.

In geval van een garantieclaim binnen één jaar, resp. 20.000 km, verzoeken wij u ons de gereclameerde onderdelen en een volledig ingevuld garantie-aanvraagformulier, die bij uw leverancier beschikbaar is, terug te zenden. De aandrijfjas, resp. de homokineet met hoes en hoesklemmen moeten worden teruggezonden aan GKN in de oorspronkelijke uitgebouwde toestand, d.w.z. ongereinigd en compleet.

Gebruik bij alle werkzaamheden alleen het juiste gereedschap. De garantievoorwaarden kunnen van land tot land verschillen.

## **Инструкция по монтажу для приводных валов фирмы ГКН**

Предпосылка работоспособности и длительной эксплуатации нашей продукции – это монтаж, соответствующий нашим требованиям. Так как в данном случае речь идет о точных деталях, мы предполагаем, что механик обладает необходимыми знаниями. Если нет специальных знаний – предоставьте эту работу специалисту.

### **Общие указания**

Применяйте для монтажа всех запчастей, будь то пылезащитный гофрированный чехол, хомутик, прокладка, стопорное кольцо, крепежные детали или смазка, только оригинальные детали фирмы ГКН. Они совершенствовались вместе с развитием автомобильной промышленности и гарантируют Вам соответствующую надежность. Подумайте о том, что шарнир может быть хорош настолько, насколько хороши пылезащитный гофрированный чехол, смазка и т.д. Другими словами качество пылезащитного гофрированного чехла и смазки оказывают сильное воздействие на срок эксплуатации шарнира. Фирма ГКН предоставляет гарантию только в том случае, если в период гарантийного срока равного одному году или 20.000 км:

- а) соблюдался порядок указаний по монтажу и
- б) применялись оригинальные детали фирмы ГКН.

В случае рекламации в течение гарантийного срока мы просим Вас вернуть рекламируемые детали вместе с заполненным гарантийным талоном, который имеется у Вашего продавца. После демонтажа приводной вал или шарнир следует отправить на фирму ГКН в оригинальном состоянии, т.е. не очищенный и в комплекте (шарнир с гофрированным чехлом и хомутиком).

В процессе работы применяйте специальный инструмент. Допускаются изменения гарантийных условий в зависимости от страны.

# Installation Guidelines (1) - Disassembly

*Einbauanleitung, Conseils de pose, Directrices para la instalación, Linee guida per l'installazione, Montagerichtlijnen, Руководство по монтажу*

## Front Wheel Drive


*Frontantrieb, Transmission à traction avant, Tracción delantera, Trazione anteriore, Voorwielaandrijving, Передний Привод*

### Driveshaft with disc connection

*Antriebswelle mit Scheibenanschluss, Arbre de transmission avec liaison au disque, Transmisión con conexión de disco, Semiassa con collegamento disco, Aandrijf-as met schijf, Приводной вал с фланцевым соединением*


## ATTENTION!

Always wear safety equipment.  
Parts or tools falling down can  
cause bad injuries.



1

Raise the car on a lift up to working level. Remove the wheel.  
*Fahrzeug auf einer Hebebühne in Arbeitshöhe bringen. Rad demontieren.*  
*Mettez le véhicule sur un pont et soulevez-le. Déposez la roue.*  
*Utilizando un elevador, suba el vehículo hasta la altura de trabajo. Desmonte la rueda.*  
*Sollevere l'auto su di un martinetto fino al livello di lavoro. Togliere la ruota.*  
*Breng het voertuig omhoog op een hefbrug tot werkniveau. Blokkeer het voertuig. Demonteer het wiel.*  
Поместите автомобиль на подъёмник и поднимите до рабочей высоты.  
Демонтируйте колесо.




2

Block the brakes. Unscrew the bolts from the differential side joint.  
*Bremse blockieren und Gelenk an der Differentialseite abschrauben.*  
*Serrez le frein à main. Desserrez les boulons du joint côté différentiel.*  
*Bloquee los frenos. Afloje los tornillos de la junta lateral del diferencial.*  
*Bloccare i freni. Svitare i bulloni dal giunto lato differenziale.*  
*Schroef de bouten los aan de versnellingsbak.*  
Заблокируйте тормоза и открутите шарнир на стороне дифференциала.



3

Remove drive shaft nut.  
*Zentralschraube am Radgelenk abschrauben.*  
*Déposez l'écrou d'arbre de transmission.*  
*Quite la tuerca de la transmisión.*  
*Togliere il dado albero conduttore.*  
*Verwijder de borgmoer van de aandrijf-as.*  
Открутите центральный винт на внешнем шарнире.



4

Loosen wheel carrier.  
*Radträger lösen.*  
*Desserrez le 1/2 train inférieur.*  
*Afloje el trapecio de sujeción.*  
*Allentare il supporto ruota.*  
*Maak de wielhouder los.*  
Ослабьте подшипник колеса.



5

Pull driveshaft out of the wheel hub. If required use special tools recommended by the car manufacturer.  
*Antriebswelle aus dem Radlagergehäuse ziehen. Gegebenenfalls vom Fahrzeughersteller vorgeschriebenes Spezialwerkzeug verwenden.*  
*Extrayez l'arbre de transmission du moyeu de roue. Le cas échéant, utilisez l'outil spécial conseillé par le constructeur du véhicule.*  
*Extraiga la transmisión del cubo de la rueda. Si fuera necesario, utilice las herramientas especiales recomendadas por el fabricante del vehículo.*  
*Estrarre il semiassa dal mozzo ruota. Si consiglia l'utilizzo di attrezzatura speciale raccomandata dal costruttore dell'auto.*  
*Verwijder de aandrijf-as uit de wielnaaf. Gebruik indien nodig het speciale gereedschap dat door de fabrikant van het voertuig wordt aanbevolen.*  
Выньте приводной вал из подшипника колеса. В случае необходимости применяйте инструмент, предписанный производителем автомобиля.



6

Pull out driveshaft.  
*Antriebswelle entnehmen.*  
*Tirez vers vous l'arbre de transmission.*  
*Extraiga la transmisión.*  
*Estrarre il semiassa.*  
*Trek de aandrijf-as er uit.*  
Извлеките приводной вал.

# Disassembly

*Demontage, Dépose, Desmontaje, Disassemblaggio, Demontage, Демонтаж*

## Rear Wheel Drive

*Hinterradantrieb, Transmission à propulsion arrière, Tracción trasera, Trazione posteriore, Achterwielaandrijving, Задний привод*

## Driveshaft with disc connection

*Antriebswelle mit Scheibenanschluss, Arbre de transmission avec liaison au disque, Transmisión con conexión de disco, Semiasse con collegamento disco, Aandrijf-as met schijf, Приводной вал с фланцевым соединением*

### ATTENTION!

Always wear safety equipment.  
Parts or tools falling down can  
cause bad injuries.



1

Raise the car on a lift upon working level. Remove the wheel.  
*Fahrzeug auf einer Hebebühne in Arbeitshöhe bringen. Rad abmontieren.*  
Mettez le véhicule sur un pont et soulevez-le. Déposez la roue.  
*Utilizando un elevador, suba el vehículo hasta la altura de trabajo.*  
*Desmonte la rueda.*  
Sollevare l'auto su di un martinetto fino al livello di lavoro. Togliere la ruota.  
*Breng het voertuig omhoog op een hefbrug tot werkniveau.*  
*Blokkeer het voertuig. Demonteer het wiel.*  
Поместите автомобиль на подъемник и поднимите до рабочей высоты.  
Демонтируйте колесо.



2

Block the brakes. Remove driveshaft nut.  
*Bremse blockieren und Zentralschraube lösen.*  
Serrez le frein à main. Déposez l'écrou d'arbre de transmission.  
*Bloquee los frenos. Quite la tuerca de la transmisión.*  
Bloccare i freni. Togliere il dado del semiasse.  
*Verwijder de borgmoer van de aandrijf-as.*  
Заблокируйте тормоза и ослабьте центральный винт.



3

Unscrew the bolts of the differential side joint.  
*Bei blockierter Bremse das Gelenk an der Differentialseite abschrauben.*  
Desserrez les boulons du joint côté différentiel.  
*Afloe los tornillos de la junta lateral del diferencial.*  
Svitare i bulloni del giunto lato differenziale.  
*Schroef de bouten los van de koppeling aan de differentieelzijde.*  
Открутите внутренний шарнир при заблокированных тормозах.



4

Remove joint from flange.  
*Gelenk vom Differentialzapfen abdrücken.*  
Séparez le joint du flasque.  
*Desmonte la junta de la brida.*  
Togliere il giunto dalla flangia.  
*Verwijder de koppeling uit de flens.*  
Снимите шарнир с цапфы дифференциала.



5

Remove driveshaft joint. If required use special tools recommended by the car manufacturer.  
*Antriebswelle aus dem Radlagergehäuse ziehen. Gegebenenfalls vom Fahrzeughersteller vorgeschriebenes Spezialwerkzeug verwenden.*  
Déposez le joint d'arbre de transmission. Le cas échéant, utilisez l'outil spécial conseillé par le constructeur du véhicule.  
*Desmonte la junta de la transmisión. Si fuera necesario, utilice las herramientas especiales recomendadas por el fabricante del vehículo.*  
Togliere il giunto semiasse. Si consiglia l'utilizzo di attrezzatura speciale i raccomandata dal costruttore dell'auto.  
*Verwijder de aandrijf-as uit de wielnaaf. Gebruik indien nodig het speciale gereedschap dat door de fabrikant van het voertuig wordt aanbevolen.*  
Выньте приводной вал из подшипника колеса. В случае необходимости применяйте инструмент, предписанный производителем автомобиля.



6

Pull driveshaft out of the wheel hub. Clean wheel hub housing and differential flange surface.  
*Antriebswelle entnehmen. Radlagergehäuse und Aufnahme der Differentialseite reinigen. Beide müssen metallisch blank sein.*  
Extrayez l'arbre de transmission du moyeu de roue. Nettoyez le carter du moyeu de roue et la surface du flasque de différentiel.  
*Extraiga la transmisión del cubo de la rueda. Limpie el alojamiento del cubo de la rueda y la superficie de la brida del diferencial.*  
Estrarre il semiasse dal mozzo ruota. Pulire l'alloggiamento mozzo ruota e la superficie flangiata del differenziale.  
*Trek de aandrijf-as er uit. Maak het huis van de wielnaaf en het oppervlak van de flens van het differentieel schoon.*  
Извлеките приводной вал. Очистите до металлического блеска корпус подшипника и место крепления на дифференциале.

# Driveshafts Disassembly

*Demontage einer Antriebswelle, Dépose d'un arbre de transmission, Desmontaje de la transmisión, Smontaggio del semiasse, Demonteren van aandrijfas, Демонтаж приводного вала*

## Gear-sided joint

*Getriebeseitiges Gelenk, Joint côté boîte de transmission, Junta del lado cambio, Giunto lato ingranaggio, Homokinetische koppelingen versnellingsbakzijde, Внутренний шарнир*

### ATTENTION!

Always wear safety equipment.  
Parts or tools falling down can  
cause bad injuries.



1

Cut off retaining clip. Turn boot inside out over the driveshaft.  
*Schlauchbinder lösen. Faltenbalg zurückstülpen.*  
Coupez les colliers. Tournez le soufflet à l'envers sur l'arbre de transmission.  
*Corte la abrazadera. Voltee al revés el fuelle sobre la transmisión.*  
Tagliar via la fascetta di ritegno. Rovesciare la cuffia sul semiasse.  
*Verwijder de hoesklem. Plaats de hoes binnenste buiten op de aandrijfas.*  
Ослабьте хомут. Оттяните пыльник назад.



2

Expand and take off circlip.  
*Sicherungsring aufspreizen und herausnehmen.*  
Écartez et retirez le jonc d'arrêt.  
*Expanda y desmonte el circlip.*  
Dilatate e togliere l'anello di bloccaggio.  
*Verwijder de borgveer.*  
Разожмите и выньте стопорное кольцо.



3

Knock joint from shaft using a plastic or rubber hammer.  
*Das Gelenk mit Hilfe eines Plastik- oder Gummihammers von der Profilwelle abtreiben.*  
Désolidarisez le joint de l'arbre à l'aide d'une massette à embouts en plastique ou en caoutchouc.  
*Golpee la junta desde el eje utilizando un martillo plástico o de goma.*  
Smontare il giunto dall'albero usando un martello di plastica o gomma.  
*Tik de koppeling van de as met behulp van een plastic of rubber hamer.*  
Снимите шарнир с профильного вала с помощью резинового или пластикового молотка.



4

ATTENTION: Always make sure you knock on the hub. Knocking on the ball guide ring or joint will damage the joint. Pull off boot from shaft.  
*ACHTUNG: Achten Sie darauf, nur auf die Nabe zu schlagen. Schläge auf den Käfig oder das Gelenk zerstören das Gelenk. Faltenbalg von der Profilwelle abstreifen.*  
ATTENTION ! Veillez à ne frapper que le moyeu. Si vous frappez la cage de guidage à billes ou le joint, vous risquez de l'endommager. Séparez le soufflet et l'arbre.  
*ATENCIÓN: golpee siempre en la carcasa. Si golpea en el anillo de guía de las bolas (jaula) o en la junta, se dañará la junta. Extraiga el fuelle del eje.*  
ATTENZIONE: Accertarsi sempre di battere sul mozzo. Battendo sull'anello gabbia sfere o sul giunto si potrebbe danneggiare il giunto stesso.  
Estrarre la cuffia dall'albero.  
*LET OP: Zorg er altijd voor dat je op de naaf tikt. Het tikken op de borgring van de kogel of koppeling beschadigt de koppeling. Trek de hoes van de as.*  
ВНИМАНИЕ: Ударять только по обойме. Ударяя по сепаратору или корпусу шарнира, Вы повреждаете сам шарнир. Стяните пыльник с профильного вала.

# Driveshafts Disassembly

*Demontage einer Antriebswelle, Dépose d'un arbre de transmission, Desmontaje de la transmisión, Smontaggio del semiasse, Demonteren van aandrijfas, Демонтаж приводного вала*

## Wheel-sided joint

*Radseitiges Gelenk, Joint côté roue, Junta del lado de la rueda, Giunto lato ruota, Homokineet aan wielzijde, Внешний шарнир*

### ATTENTION!

Always wear safety equipment.  
Parts or tools falling down can  
cause bad injuries.



1

Cut off both retaining clips.  
*Beide Schlauchbinder lösen.*  
Coupez les deux colliers.  
*Corte las abrazaderas de retención.*  
Tagliare via entrambe le fascette di ritengo.  
*Verwijder de ashoesklem.*  
Ослабьте оба хомута.




2

Turn boot inside out over driveshaft.  
*Faltenbalg zurückstülpen.*  
Tournez le soufflet à l'envers sur l'arbre de transmission.  
*Voltee al revés el fuelle sobre la transmisión.*  
Rovesciare la cuffia sul semiasse.  
*Plaats de hoes binnenstebuiten op de aandrijfas.*  
Оттяните пыльник назад.



3

Expand circlip.  
*Sicherungsring aufspreizen.*  
Écartez le jonc d'arrêt.  
*Expanda el circlip.*  
Dilatare l'anello di bloccaggio.  
*Ontspan de borgveer.*  
Разожмите стопорное кольцо.



4

Insert threaded bolt into shaft.  
*Gewindebolzen in die Profiwelle einschrauben.*  
Introduisez un boulon fileté sur l'arbre.  
*Inserte el tornillo roscado en el eje.*  
Inserire il bullone filettato nell'albero.  
*Steek de schroefbout in de as.*  
Вкрутите резьбовые штифты в профильный вал.



5

Pull joint from shaft.  
*Gelenk von der Profiwelle abdrücken.*  
Séparez le joint et l'arbre.  
*Extraiga la junta del eje.*  
Estrarre il giunto dall'albero.  
*Pers de koppeling van de as.*  
Снимите шарнир с профильного вала.



6

Pull off boot. Remove waste grease and clean the joint.  
*Manschette abstreifen. Gelenk vom Alt fett reinigen.*  
Dégagez le soufflet. Retirez la graisse usagée et nettoyez le joint.  
*Extraiga el fuelle. Retire la grasa sobrante y limpie la junta.*  
Estrarre la cuffia. Eliminare il grasso superfluo e pulire il giunto.  
*Verwijder overtollig vet en maak de koppeling schoon.*  
Стяните гофрированный чехол. Очистите шарнир от старой смазки.

# Driveshaft Assembly

*Montage einer Antriebswelle, Pose d'un arbre de transmission, Montaje de la transmisión, Montaggio semiasse, Montage van aandrijf-as, Монтаж приводного вала*

## Repair Kit wheel-sided joint / Boot Kits

*Reparatursatz radseitiges Gelenk / Manschettensatz, Kit de réparation pour joint côté roue / Kits de soufflet, Kit de reparación de la junta del lado rueda/Kit de fuelle, Kit per la riparazione del giunto lato ruota / Kit cuffie, Reparatiekit koppeling wielzijde / hoezenet, Задний привод*

## Repair kit joint with disc connection

*Reparatursatz Gelenk mit Scheibenanschluss, Kit de réparation pour joint côté boîte, TKit de reparación de la junta con conexión de disco, Kit riparazione giunto con collegamento disco, Reparatiekit koppeling met schijf, Ремкомплект внешнего шарнира / пыльника*

### ATTENTION!

Always wear safety equipment.  
Parts or tools falling down can  
cause bad injuries.



1

Apply retaining clip to the shaft. Place boot in correct position between ridges of the shaft.  
*Schlauchbinder auf die Profilwelle stecken. Manschette in Einbaulage auf der Profilwelle fixieren.*  
Placez le collier de serrage sur l'arbre. Placez le soufflet en position entre les stries de l'arbre.  
*Coloque la abrazadera en el eje. Coloque el fuelle en la posición correcta entre las estrías del eje.*  
Applicare la fascetta di ritengo all'albero. Mettere la cuffia nella posizione corretta fra le righe in rilievo dell'albero.  
*Monteer de borgveer op de as. Schuif de kleine ashoeskleem en hoef over de profielas.*  
Оденьте хомут на вал. Зафиксируйте пыльник в монтажном положении на профильном валу.



2

Fill half the grease supplied into the joint.  
*Die Hälfte der mitgelieferten Fettmenge in das Gelenk einfüllen.*  
Remplissez le joint avec la moitié de la graisse fournie.  
*Rellene hasta la mitad de la junta con la grasa suministrada.*  
Mettere nel giunto metà del grasso fornito.  
*Vul de homokinetische koppeling met de helft van het smeervet.*  
Заполните шарнир смазкой, приблизительно половина прилаемого тубика.



3

Plug the joint on the shaft until the splines of the shaft and the ball hub are in line.  
*Das Gelenk auf die Profilwelle schieben, bis sich das Wellenprofil in dem Nabenprofil fixiert.*  
Engagez le joint sur l'arbre jusqu'à ce que les cannelures de l'arbre et le moyeu à billes soient alignés.  
*Inserte la junta en el eje hasta que las ranuras del eje y el cubo de la bola estén alineados.*  
Mettere il giunto nell'albero finché le scanalature dell'albero ed il mozzo sfere non sono in linea.  
*Plaats de koppeling zodanig op de as dat de spiebanen van as en koppeling uitgelijnd zijn.*  
Установите шарнир на профильный вал таким образом, чтобы профиль вала был зафиксирован в профиле внутренней обоймы.



4

Using a plastic or rubber hammer drive the joint carefully on the shaft until the circlip expands to fit its function position.  
*Das Gelenk vorsichtig mit einem Gummi- oder Kunststoffhammer so weit auftreiben, bis der Sicherungsring seine Funktionslage erreicht.*  
À l'aide d'une massette à embouts en plastique ou caoutchouc, poussez doucement le joint sur l'arbre de façon que le jonc d'arrêt s'écarte et occupe la position où il joue son rôle.  
*Utilizando un martillo de plástico o de goma, inserte cuidadosamente la junta en el eje hasta que se expanda el circlip y ajuste en su posición de funcionamiento.*  
Con un martello di plastica o gomma guidare il giunto con attenzione nell'albero finché l'anello di bloccaggio non si allarga per assumere la sua posizione funzionale.  
*Gebruik een plastic of messing hamer om de koppeling voorzichtig op de as te tikken totdat de borgveer in de borging schiet.*  
Осторожно насаживайте шарнир при помощи резинового или пластикового молотка до тех пор, пока стопорное кольцо не достигнет своего функционального положения.



5

Apply gear-sided joints with disc connection using a plastic or rubber hammer.  
*Ein getriebeseitiges Gelenk mit Kunststoffoder Gummihammer auftreiben.*  
Montez les joints côté boîte avec liaison au disque au moyen d'une massette à embouts plastique ou en caoutchouc.  
*Coloque las juntas del lado del engranaje con la conexión de disco utilizando un martillo de goma.*  
Inserire i giunti lato ingranaggio con collegamento a disco con un martello di plastica o di gomma.  
*Monteer de koppelingen met schijven aan de versnellingsbakzijde met behulp van een plastic / rubber hamer.*  
Насадите внутренний шарнир с помощью резинового или пластикового молотка.



6

Like this you can avoid the ball cage or the joint being damaged.  
*Auf diese Weise vermeiden Sie, dass der Käfig oder das Gelenk beschädigt werden.*  
De cette manière vous évitez d'endommager la cage de guidage à billes ou le joint.  
*De esta forma se pueden evitar daños a la jaula de bolas o la junta.*  
Così si può evitare di danneggiare la gabbia sfere od il giunto.  
Op deze manier kunt u voorkomen dat de kogellagerkooi of de koppeling worden beschadigd.  
Таким образом, вы избегаете повреждений сепаратора или шарнира.



# Driveshafts Assembly

Montage einer Antriebswelle, Pose d'un arbre de transmission, Montaje de la transmisión, Montaggio semiasse, Montage van aandrijf-as, Монтаж приводного вала

## ATTENTION!

Always wear safety equipment. Parts or tools falling down can cause bad injuries.



5

Fill in the remaining grease.  
*Restmenge Fett in die Manschette einfüllen.*  
Ajoutez le restant de graisse.  
*Rellene con la grasa restante.*  
Inserire il grasso rimanente.  
*Vul de gemonteerde ashoes met de rest van het geleverde smeervet.*  
Введите остатки смазки в пыльник.



6

Lock retaining clip by hand as tight as possible.  
*Schlauchbinder von Hand so straff wie möglich vorspannen.*  
Serrez le collier à la main aussi fort que possible.  
*Asegure con la mano la abrazadera y ajústela todo lo que pueda.*  
Bloccare la fascetta di ritegno a mano serrando il più possibile.  
*Monteer de kleine ashoesklem met de hand.*  
Затяните хомут вручную как можно туже.



7

Lock retaining clip with pliers. Place circlip in the groove of the ball hub. Both shanks of the circlip should lie in the outer recess.  
*Schlauchbinder mit einer Zange schließen. Sicherungsring in die Nut des Nabenteils so platzieren, dass die beiden Schenkel in der Ausfräsung liegen.*  
Serrez le collier à l'aide d'une pince. Placez un jonc d'arrêt dans la gorge du moyeu à billes. Les deux extrémités du jonc d'arrêt doivent être dans le renforcement extérieur.  
*Asegure la abrazadera con los alicates. Coloque el circlip en la ranura de la nuez. Los dos vástagos del circlip deben quedar en la cavidad exterior.*  
Bloccare la fascetta di ritegno con delle pinze. Mettere la l'anello di bloccaggio nella scanalatura del mozzo sfera. Entrambi i gambi dell'anello di bloccaggio dovrebbero trovarsi nella cavità esterna.  
*Draai de borgclip met een tang vast. Plaats de borgveer in de groef van de kogelnaaf. Beide schachten van de borgveer moeten zich in de buitenste uitsparing bevinden.*  
Сомкните хомут клещами. Вложите стопорное кольцо в паз втулки шарнира таким образом, чтобы оба ушка стопорного кольца находились в прорези.



8

Pull boot onto joint in correct position. De-aerate boot.  
*Manschette auf das Gelenk aufschieben und richtig positionieren. Manschette entlüften.*  
Couvrez le joint à l'aide du soufflet en position convenable. Videz le soufflet de l'air qu'il peut contenir.  
*Coloque el fuelle sobre la junta en la posición correcta. Saque el aire del fuelle.*  
Mettere la cuffia sul giunto nella giusta posizione. Disareare la cuffia.  
*Breng de hoes op de juiste plaats van de koppeling aan. Ontlucht de hoes.*  
Натяните пыльник на шарнир и закрепите в правильном положении.  
Выпустите воздух из пыльника.



9

Apply second retaining clip by hand as tight as possible.  
*Schlauchbinder von Hand so straff wie möglich vorspannen.*  
Serrez le collier à la main aussi fort que possible.  
*Coloque con la mano la abrazadera y ajústela lo más que pueda.*  
Applicare la fascetta di ritegno a mano serrando il più possibile.  
*Monteer de grote ashoesklem met de hand.*  
Затяните хомут вручную как можно туже.



10

Lock retaining clip with pliers and check close fit.  
*Schlauchbinder durch Zusammendrücken mit einer Zange festspannen.*  
Puis, serrez-le avec des pinces et contrôlez son montage.  
*Asegure la abrazadera con los alicates y compruebe si ha quedado firmemente asegurada.*  
Bloccare la fascetta di ritegno con delle pinze e controllare che sia ben serrata.  
*Trek de grote ashoesklem met de ashoesklemtang aan.*  
Сожмите хомутик клещами и прочно закрепите.

# Installation Guidelines (2) - Assembly

*Einbauanleitung, Conseils de pose, Directrices para la instalación, Linee guida per l'installazione, Montagerichtlijnen, Руководство по монтажу*

## Front Wheel Drive

*Frontantrieb, Transmission à traction avant, Tracción delantera, Trazione anteriore, Voorwielaandrijving, Передний Привод*

### Driveshaft with disc connection

*Antriebswelle mit Scheibenanschluss, Arbre de transmission avec liaison au disque, Transmisión con conexión de disco, Semiassa con collegamento disco, Aandrijf-as met schijf, Приводной вал с фланцевым соединением*

## ATTENTION!

Always wear safety equipment. Parts or tools falling down can cause bad injuries.



7

Clean wheel hub housing and differential flange surface. Surface must be free of dirt.  
*Radlagergehäuse und Aufnahme der Differentialseite reinigen. Beide müssen metallisch blank sein.*  
Nettoyez le carter du moyeu de roue et la surface du flasque de différentiel. La surface doit être dépourvue de saletés.  
*Limpie el alojamiento del cubo de la rueda y la superficie de la brida del diferencial. La superficie debe estar completamente limpia.*  
Pulire l'alloggiamento mozzo ruota e la superficie flangiata del differenziale.  
La superficie deve essere ben pulita.  
*Maak het huis van de wielnaaf en het oppervlak van de flens van het differentieel schoon. Het oppervlak moet vrij van vuil zijn.*  
Очистите до металлического блеска корпус подшипника и место крепления на дифференциале.



8

Centre joint on differential flange.  
*Gelenk auf dem Differentialzapfen zentrieren.*  
Centrez le joint sur le flasque de différentiel.  
*Centre la junta en la brida del diferencial.*  
Centrare il giunto sulla flangia del differenziale.  
*Centreer de koppeling op de flens van het differentieel.*  
Отцентрируйте шарнир на цапфе дифференциала.



9

Tighten bolts. Consider torque specified by the manufacturer.  
*Schrauben über Kreuz anziehen, dabei vom Hersteller vorgeschriebenes Drehmoment berücksichtigen.*  
Serrez les boulons. Respectez les couples prescrits par le constructeur.  
*Apriete los tornillos. Tenga en cuenta el par de apriete especificado por el fabricante.*  
Serrare i bulloni. Considerare la coppia specificata dal produttore.  
*Draai de bouten vast. Gebruik de door de fabrikant voorgeschreven koppel.*  
Затяните винты крест-накрест, соблюдая предписанное производителем усилие затягивания.



10

Insert driveshaft into wheel hub.  
*Antriebswelle in Radlagergehäuse einführen.*  
Introduisez l'arbre de transmission dans le moyeu de roue.  
*Inserte la transmisión en el cubo de la rueda.*  
Inserire il semiassa nel mozzo ruota.  
*Steek de aandrijf-as in de wielnaaf.*  
Вставьте приводной вал в корпус подшипника колеса.



11

Tighten wheel carrier. Use new bolts and secure. Consider security measures of the manufacturer.  
*Radträger nach Herstellerangaben montieren. Neue Schrauben verwenden und sichern.*  
Serrez le porte fusée. Utilisez des boulons neufs et serrez-les.  
Respectez les consignes de sécurité du constructeur.  
*Apriete el trapecio de sujeción. Use tornillos nuevos. Tenga en cuenta las medidas de seguridad recomendadas por el fabricante.*  
Serrare il supporto ruota. Usare i bulloni nuovi e fissarli. Attenersi alle misure di sicurezza del produttore.  
*Zet de wielhouder vast. Gebruik nieuwe bouten en zet ze vast. Neem de veiligheidsmaatregelen van de fabrikant in acht.*  
Смонтируйте стойку колеса согласно предписаниям изготовителя.  
Используйте новые винты.

12

Apply washer on outer thread. Apply and torque driveshaft nut according to instruction of the car manufacturer.  
*Scheibe auf das Gewinde des Radgelenks schieben. Zentralschraube unter Berücksichtigung der Angaben des Fahrzeugherstellers anziehen.*  
Placez une rondelle sur le filetage extérieur. Posez l'écrou d'arbre de transmission et serrez-le au couple prescrit. En matière de couple, respectez les instructions du constructeur.  
*Coloque la arandela en la rosca externa. Apriete la tuerca de la transmisión al par especificado siguiendo las instrucciones del fabricante del vehículo.*  
Applicare una rondella sulla filettatura esterna. Applicare ed avvitare il dado del semiassa secondo le istruzioni del produttore della vettura.  
*Monteer de onderlegging. Monteer de borgmoer van de aandrijf-as draai deze vast overeenstemming met de instructies van de automobiefabrikant.*  
Наденьте фланец на резьбу внешнего шарнира. Затяните стопорный винт шарнира согласно предписаниям производителя автомобиля.

# Assembly

Montage, Pose, Montaje, Montaggio, Montage, монтаж

## Rear Wheel Drive

Heckantrieb, Transmission à propulsion arrière, Tracción trasera, Trazione posteriore, Achterwielaandrijving, Задний привод

### Driveshaft with disc connection

Antriebswelle mit Scheibenanschluss, Arbre de transmission avec liaison au disque, Transmisión con conexión de disco, Semiassa con collegamento disco, Aandrijf-as met schijf, Приводной вал с фланцевым соединением

## ATTENTION!

Always wear safety equipment. Parts or tools falling down can cause bad injuries.



7

Insert driveshaft into wheel hub.  
*Antriebswelle in Radlagergehäuse einführen.*  
Introduisez l'arbre de transmission dans le moyeu de roue.  
*Inserte la transmisión en el cubo de la rueda.*  
Inserire il semiassa nel mozzo ruota.  
*Steek de aandrijf-as in de wielnaaf.*  
Поместите приводной вал в корпус подшипника.



8

Tighten driveshaft joint into wheel hub housing. If necessary use special tools recommended by the car manufacturer.  
*Antriebswellengelenk mit Hilfe der vom Fahrzeughersteller empfohlenen Spezialwerkzeuge in das Radlagergehäuse hineinziehen.*  
Serrez le joint d'arbre de transmission dans le carter de moyeu de roue. Le cas échéant, utilisez l'outil spécial conseillé par le constructeur.  
*Apriete la junta de la transmisión en el alojamiento del cubo de la rueda. Si fuera necesario, utilice las herramientas especiales recomendadas por el fabricante del vehículo.*  
Serrare il giunto del semiassa nell'alloggiamento mozzo ruota. Se necessario, utilizzare gli attrezzi speciali raccomandati dal costruttore dell'auto.  
*Zet de koppeling van de aandrijf-as vast in het huis van de wielnaaf. Gebruik indien nodig het speciale gereedschap dat door de fabrikant van het voertuig wordt aanbevolen.*  
С помощью специального, предписанного производителем автомобиля, инструмента, вставьте шарнир в корпус подшипника.




9

Apply nut by hand.  
*Zentralschraube von Hand aufschrauben.*  
Placez l'écrou à la main.  
*Ajuste la tuerca con la mano.*  
Applicare il dado manualmente.  
*Draai de moer met de hand vast.*  
Закрутите центральный винт вручную.



10

Centre joint on differential flange and torque socket head screws. Use three washer plates.  
*Antriebswelle auf dem Differentialzapfen zentrieren und anschrauben, hierbei drei Unterlegscheiben verwenden.*  
Centrez le joint sur le flasque de différentiel et serrez les vis à tête hexagonale au couple prescrit. Utilisez trois rondelles.  
*Centre la junta en la brida del diferencial y apriete los tornillos. Utilice tres placas con arandelas.*  
Centrare il giunto sulla flangia del differenziale e serrare le viti a brugola. Usare tre rondelle piane.  
*Centreer de koppeling op de flens van het differentieel en draai de bouten vast.*  
*Gebruik de onderlegplaatjes.*  
Отцентрируйте и прикрутите приводной вал на цапфе дифференциала, используйте шайбы.



11

Tighten driveshaft nut. Torque according to instruction of the car manufacturer.  
*Zentralschraube anziehen. Anzugsmoment nach Angaben der Hersteller beachten.*  
Serrez l'écrou d'arbre de transmission. En matière de couple, respectez les instructions du constructeur.  
*Apriete la tuerca de la transmisión. Apriete siguiendo las instrucciones del fabricante del vehículo.*  
Serrare il dado del semiassa. Serrare conformemente alle istruzioni del produttore della vettura.  
*Draai de borgmoer van de aandrijf-as vast. Draai vast tot de door de fabrikant voorgeschreven aanhaalkoppel.*  
Затяните центральный винт. Учитывайте силу затягивания согласно предписаниям производителя.



12

Secure driveshaft nut against loosening.  
*Zentralschraube gegen Lösen sichern. Rad montieren.*  
Assurez l'écrou d'arbre de transmission pour qu'il ne puisse pas se desserrer.  
*Asegure firmemente la tuerca de la transmisión.*  
Fissare il dado del semiassa in modo che non si allenti.  
*Draai vast tot de door de fabrikant voorgeschreven aanhaalkoppel.*  
Зафиксируйте центральный винт для предотвращения его раскручивания. Смонтируйте колесо.























## GKN Land Systems - Aftermarkets & Services

Headquarters:

GKN Service International GmbH

Nussbaumweg 19-21

51503 Rösrath / Germany

[www.gknservice.com](http://www.gknservice.com)

© GKN. All rights reserved.

